

Program Update - Registration

Presentation to PPDC

June 15, 2006



FY06 Registration Activity- New A.Is Registered to Date

New Active Ingredients-18

- 13 Biopesticides
- 4 Antimicrobials
- 1 Conventional pesticide
- 1 Conventional import tolerance



Pending New Active Ingredients

New Active Ingredients

- 25 conventional new active ingredients
 - 18 a.i.'s requesting domestic registration
 - 7 a.i.'s requesting import tolerance only
- 13 biopesticide new active ingredients
- 9 antimicrobial new active ingredients
- PRIA goal expected to be met in all



Workplans for New Active Ingredients

Workplans updated quarterly

- Conventional pesticides
 - www.epa.gov/opprd001/workplan/newchem.html
- Biopesticides
 - www.epa.gov/pesticides/biopesticides/_2006_workplan.htm
- Antimicrobials
 - www.epa.gov/oppad001/pdf_files/adworkplan2006.pdf



FY06 Registration Activity- New Uses

New Uses

- 71 new uses (associated with 273 crops) of 24 previously registered conventional active ingredients—
2 reduce risk and 4 OP alternatives
- 26 new uses of 3 previously registered biopesticides
- 3 new uses of previously registered antimicrobial active ingredients



FY06 Section 18 Activity

■ Requests Received	354
■ Requests Approved	175
■ Requests Withdrawn	13
■ Requests Denied	0
■ Crises Declared	28
■ Average turnaround time	52 days



FY06 Registration Activity- FT, NFT

Fast Track/Non-fast Track Decisions (PRIA and non-PRIA actions)

- Fast Track Amendments (non-PRIA) 1492
- Non-fast Track Amendments 231
- Fast Track New Products 193
- Non-fast Track New Products 309



Inert Ingredients Status Update

Status of Exemption Petitions (PRIA)

- 32 pending new inert ingredients, including those received in FY05
- Current focus is on completing reassessments by the August 3rd FQPA deadline.
- After August 3rd, petition work will resume.



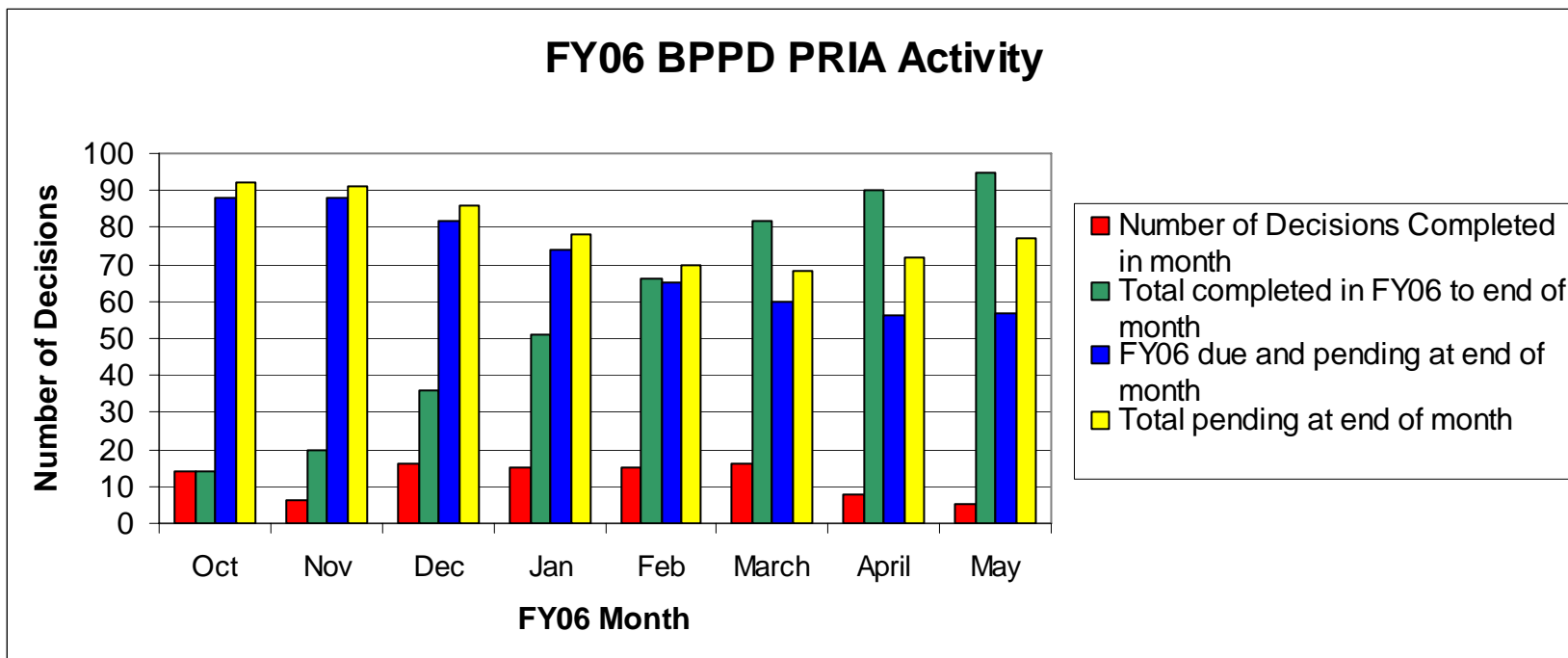
PRIA- Program Performance

Since the start of PRIA:

- 3420 total PRIA submissions
- 2318 completed
- >99% have been completed by PRIA goal
- 25 “not grant” decisions (<1% of total submissions)
- 288 actions with negotiated due dates (8.4% of total submissions)



FY06 BPPD PRIA Activity

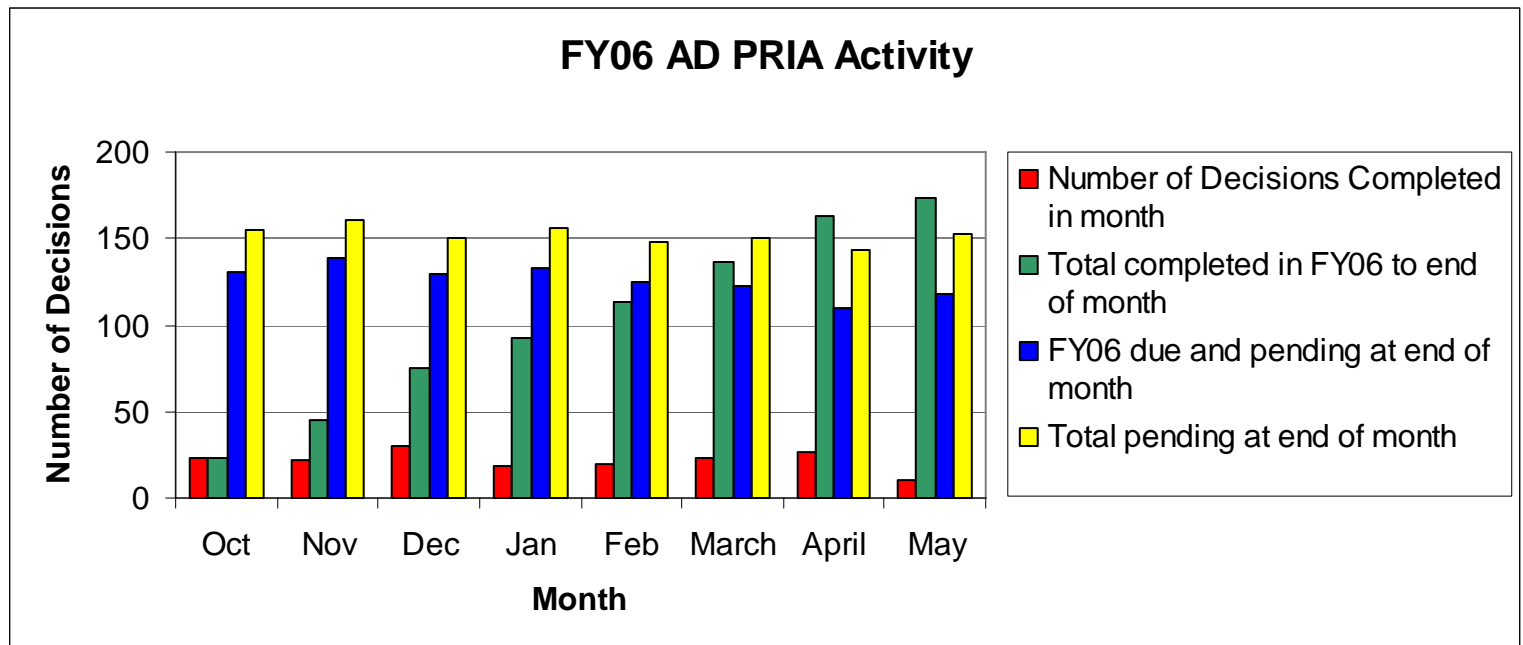


FY06 BPPD PRIA Activity

	Oct	Nov	Dec	Jan	Feb	March	April	May
Number of Decisions Completed in month	14	6	16	15	15	16	8	5
Total completed in FY06 to end of month	14	20	36	51	66	82	90	95
FY06 due and pending at end of month	88	88	82	74	65	60	56	57
Total pending at end of month	92	91	86	78	70	68	72	77



FY06 AD PRIA Activity

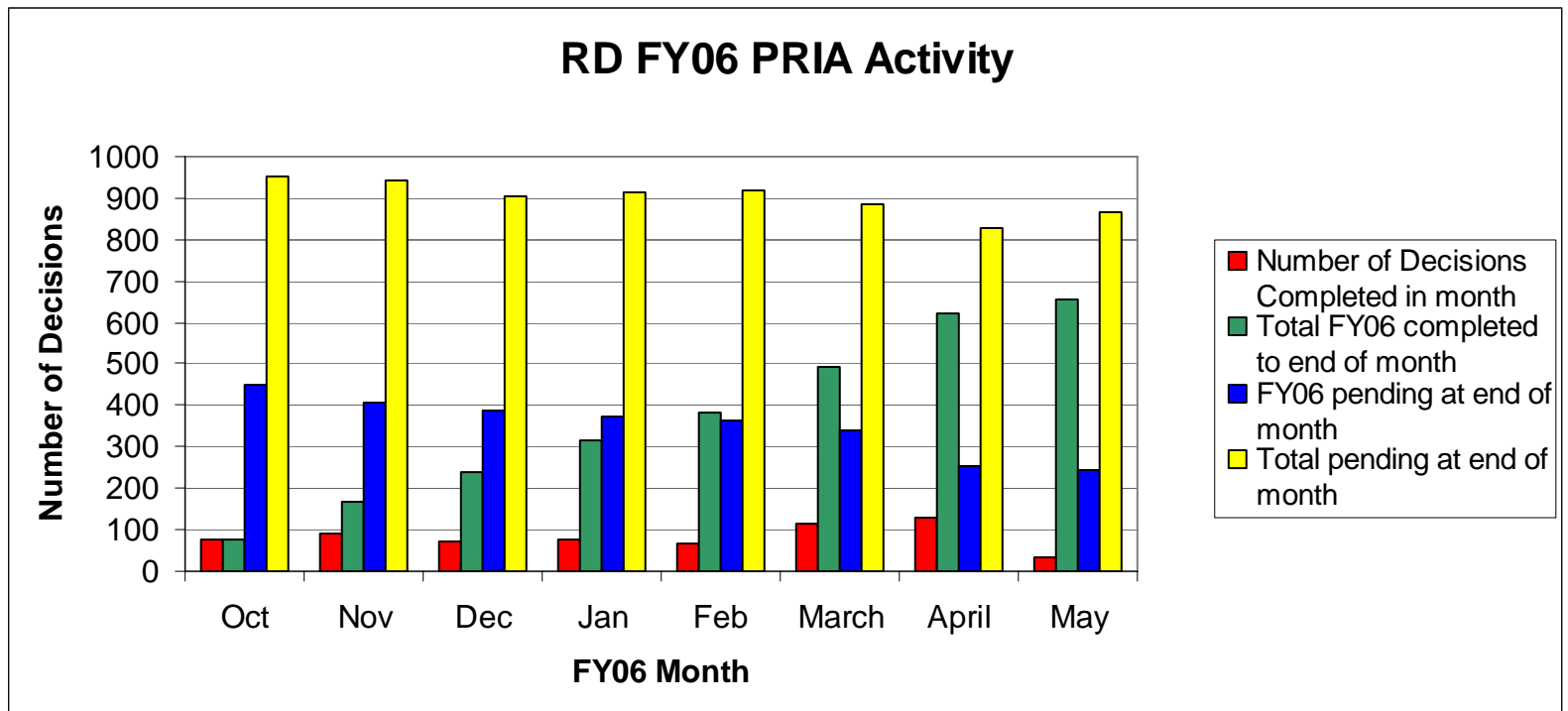


FY06 AD PRIA Activity

	Oct	Nov	Dec	Jan	Feb	March	April	May
Number of Decisions Completed in month	23	22	30	18	20	23	27	10
Total completed in FY06 to end of month	23	45	75	93	113	136	163	173
FY06 due and pending at end of month	131	139	130	133	125	122	110	118
Total pending at end of month	155	161	150	156	148	150	143	153



FY06 RD PRIA Activity



FY06 RD PRIA Activity

	Oct	Nov	Dec	Jan	Feb	March	April	May
Number of Decisions Completed in month	77	90	70	77	67	113	130	32
Total FY06 completed to end of month	77	167	237	314	381	494	624	656
FY06 pending at end of month	452	406	387	374	362	340	253	242
Total pending at end of month	951	942	903	916	920	883	827	867

