

REDACTED

Data Validation Checklist Semivolatile Organic Analyses

Project: 35TH Avenue Superfund Site
 Laboratory: TestAmerica – Tampa, FL
 Method: SW-846 8270C Low-Level (PAH)
 Matrix: Soil
 Reviewer: Jane Lindsey
 Concurrence¹: Carol Lovett, Sarah Choyke

Project No: 15268508.20000
 Job ID.: 680-88298-2
 Associated Samples: Refer to Attachment A (Sample Summary)
 Date(s) Collected: 03/12/2013
 Date: 03/28/2013
 Date: 04/08/2013

Review Questions	Yes	No	N/A	Samples (Analytes) Affected/Comments	Flag
1. Were sample storage and preservation requirements met? If temperature >6°C, then J/UJ-flag results.	✓				
2. Were all COC records signed and integrity seals intact, indicating that COC was maintained for all samples?	✓				
3. Were there any problems noted in laboratory data package concerning condition of samples upon receipt?		✓			
4. Do any soil samples contain more than 50% water? If yes, then results are to be reported on a wet-weight basis.		✓			
5. Were holding times met (≤7 and 14 days from collection to extraction for aqueous and solid samples, respectively; ≤40 days from extraction to analysis)? If not, then J/UJ-flag sample results. If grossly (2x) exceeded, then flag J/R.	✓				
6. Were results for all project-specified target analytes reported?	✓				
7. Were project-specified Reporting Limits achieved for undiluted sample analyses?	✓				
8. Were samples with analyte concentrations exceeding the calibration range of the instrument re-analyzed at a higher dilution? If not, then J-flag sample result.			✓		
9. Was a method blank extracted with each batch (i.e., one per 20 samples, per batch, per matrix and per level)?	✓				
10. Were target analytes detected in the method blank?		✓			
11. Were target analytes detected in equipment/rinsate blanks?			✓		

¹ Independent technical reviewer
 URS Group, Inc.
 Page 1 of 5

Data Validation Checklist (Continued)

Review Questions	Yes	No	N/A	Samples (Analytes) Affected/Comments	Flag
12. Are equipment/rinsate blanks associated with every sample? If no, note in DV report.			✓	According to the QAPP, a rinsate blank is to be collected after each decontamination event, which occurs once per week per the client. A rinsate blank was not collected during the week of 03/11/2013. Blank contamination will be evaluated based on method blank results.	
13. Were analytes detected in samples below the blank contamination action level? If yes, U-flag positive sample results <5x associated blank concentration (10x for common blank contaminants – phthalates)			✓	Blank contamination does not exist.	
14. Is a field duplicate associated with this Job?		✓			
15. Was precision deemed acceptable as defined by the project plans?			✓		
16. Were DFTPP ion abundance criteria (i.e., Table 3 of SW-846 8270C) met? If no, professional judgment may be applied to determine to what extent the data may be utilized.	✓			Alternate tuning criteria were used by the laboratory (i.e., EPA Method 525.2). All ion abundance criteria were met per EPA Method 525.2.	
17. Were samples analyzed within 12 hours of the DFTPP tune? If no, professional judgment may be applied to determine to what extent the data may be utilized.	✓				
18. Were initial and continuing calibration standards analyzed at the proper frequency for each instrument? <ul style="list-style-type: none"> Ensure that a minimum of five standards are used for the initial calibration. If no, use professional judgment to determine the effect on the data and note in the reviewer narrative. An initial calibration is to be associated with each sample analysis. A continuing calibration standard is to be analyzed for every 12 hours of sample analysis per instrument. 	✓			<ul style="list-style-type: none"> Initial Calibration: 03/15/2013, instrument BSMA5973 ICV: 03/15/2013 @ 14:39 CCV: 03/21/2013 @ 16:57 Initial Calibration: 02/22/2013, instrument BSMC5973 ICV: 02/22/2013 @ 14:06 CCV: 03/21/2013 @ 11:50 CCV: 03/25/2013 @ 12:33 	
19. Were calibration results within laboratory/project specifications? <ul style="list-style-type: none"> ICAL (Criteria: ≤ 15 mean %RSD with individual CCC %RSD ≤ 30 ($\leq 50\%$ for poor performers), OR $r \geq 0.995$, OR $r^2 \geq 0.99$, and RRF ≥ 0.050 (≥ 0.010 for poor performers)): <ul style="list-style-type: none"> If %RSD > 15 ($> 50\%$ for poor performers), or $r < 0.995$, or $r^2 < 0.995$, then J-flag positive results and UJ-flag non-detects If mean RRF < 0.050 (< 0.010 for poor performers), then J-flag positive results and R-flag non-detects 		✓		<ul style="list-style-type: none"> ICV of 03/15/2013 @ 14:39, instrument BSMA5973: <ul style="list-style-type: none"> Benzo(a)pyrene @ -27.5%D (Lab: ≤ 35, Project: ≤ 20), 72.5%R Benzo(g,h,i)perylene @ -21.4%D (Lab: ≤ 35, Project: ≤ 20), 78.5%R <p>A negative bias is indicated by the ICV percent difference and benzo(a)pyrene and benzo(g,h,i)perylene were not detected in associated</p>	J

Data Validation Checklist (Continued)

Review Questions	Yes	No	N/A	Samples (Analytes) Affected/Comments	Flag
<ul style="list-style-type: none"> ICV and CCV (Criteria: $\leq 20\%D$ ($\leq 50\%$ for poor performers) and $RF \geq 0.050$ (≥ 0.010 for poor performers)): <ul style="list-style-type: none"> If $\%D > 20$ ($> 50\%$ for poor performers), then J-flag positive results and UJ-flag non-detects If $RF < 0.050$ (< 0.010 for poor performers), then UJ-flag non-detected semivolatile target compounds 				samples ² ; therefore, J-flag results <ul style="list-style-type: none"> ICV of 02/22/2013 @ 14:06, instrument BSMC5973: <ul style="list-style-type: none"> Chrysene @ $-20.6\%D$ (Lab: ≤ 35, Project: ≤ 20), 79.5%R Benzo(a)pyrene @ $-21.7\%D$ (Lab: ≤ 35, Project: ≤ 20), 78.5%R A negative bias is indicated by the ICV percent difference and chrysene and benzo(a)pyrene were not detected in associated samples ⁴ ; therefore, J-flag results.	
20. Was a LCS prepared for each batch and matrix?	✓				
21. Were LCS recoveries within lab control limits? If no, J-flag positive results when $\%R > \text{Upper Control Limit (UCL)}$ and J/R-flag results when $\%R < \text{Lower Control Limit (LCL)}$.	✓				
22. Were LCS/LCSD RPD within lab specifications? If no, J-flag positive results and UJ-flag non-detects			✓	LCS only	
23. Was a MS/MSD pair extracted at the proper frequency (one per 20 samples per batch)?	✓			Prep Batch 135556: 680-88298-21 (FM0020C-CS), MS/MSD	
24. Is the MS/MSD parent sample a project-specific sample?	✓			See above.	
25. Were MS/MSD recoveries within laboratory/project specifications? <i>Only QC results for project samples that are reported under this Job ID are evaluated.</i> <ul style="list-style-type: none"> If the native sample concentration $> 4x$ spiking level, then an evaluation of interference is not possible. If either MS or MSD recovery meets control limits, qualification of data is not warranted. MS and MSD $\%R < 10$: J and R Flag positive and ND results, respectively MS and MSD $\%R > 10$ and $< \text{LCL}$: J-Flag positive and UJ-flag non-detect results MS and MSD $R\% > \text{UCL}$ (or 140): J-Flag positive results 	✓				

² 680-88298-26, -27, -29, and -30

⁴ 680-88298-21 through -25, -28, -31, and -32

Data Validation Checklist (Continued)

Review Questions	Yes	No	N/A	Samples (Analytes) Affected/Comments	Flag
26. Were laboratory criteria met for precision during the MS/MSD analysis? <i>Only QC results for project samples that are reported under this Job ID are evaluated.</i> <ul style="list-style-type: none"> • If the native sample concentration > 4x spiking level, then an evaluation of interference is not possible. • If %RPD > UCL, J-flag positive result and UJ-flag non-detect result 	✓				
27. Were surrogate recoveries within lab/project specifications? <ul style="list-style-type: none"> • If %R <10, then J-flag positive and R-flag non-detect associated sample results • If %R >UCL, then J-flag positive results • %R ≥10%, but <LCL, then J-flag positive results and UJ-flag non-detect results • If 1 %R >UCL and 1 %R ≥10%, but <LCL, then J-flag positive results and UJ-flag non-detect results 	✓				
28. Were internal standard (IS) results within lab/project specifications? <ul style="list-style-type: none"> • If IS area counts are less than 50% of the midpoint calibration standard, then J-flag positive and UJ-flag non-detect associated sample results • If IS area counts are greater than 100% of the midpoint calibration standard, then J-flag positive results • If extremely low area counts are reported or performance exhibits a major abrupt drop-off, then a severe loss of sensitivity is indicated, J-flag positive and R-flag non-detect results • If retention time of sample's internal standard is not within 30 seconds of the associated calibration standard, R-flag associated data. • The chromatographic profile for that sample must be examined to determine if any false positives or negatives exists. For shifts of large magnitude, the reviewer may consider partial or total rejection of the data for that sample fraction. Positive results need not be qualified as R, if mass spectral criteria are met. 	✓				
29. Were lab comments included in report?	✓			Refer to Attachment B (Case Narrative)	

Data Validation Checklist (Continued)

Review Questions	Yes	No	N/A	Samples (Analytes) Affected/Comments	Flag
<p>Comments: The data validation was conducted in accordance with the <i>Non-Industrial Use Property Sampling Event QAPP for the 35th Avenue Removal Site, Birmingham, Alabama, Revision 1</i> (OTIE, October 2012). The data review process was modeled after the <i>USEPA Contract Laboratory Program (CLP) National Functional Guidelines (NFG) for Organic Methods Data Review</i> (EPA, October 1999) and <i>USEPA CLP NFG for Low Concentration Organic Methods Data Review</i> (EPA, June 2001). Sample results have been qualified based on the results of the data review process (Attachment C). Criteria for acceptability of data were based upon available site information, analytical method requirements, guidance documents, and professional judgment.</p>					

DV Flag Definitions:

- J The analyte was positively identified; the associated numerical value is the approximate concentration of the analyte in the sample.
- R The sample results are unusable. The analyte may or may not be present in the sample.
- U The analyte was analyzed for, but was not detected above the associated level; blank contamination may exist.
- UJ The analyte was not detected above the limit, and the limit is approximate and may be inaccurate or imprecise.

ATTACHMENT A
SAMPLE SUMMARY

Sample Summary

Client: Oneida Total Integrated Enterprises LLC
Project/Site: 35th Avenue Superfund Site

TestAmerica Job ID: 680-88298-2
SDG: 68088298-2

Lab Sample ID	Client Sample ID	Matrix	Collected	Received
680-88298-21	FM0020C-CS	Solid	03/12/13 09:45	03/14/13 09:44
680-88298-22	FM0020D-GS	Solid	03/12/13 09:50	03/14/13 09:44
680-88298-23	FM0334A-CS	Solid	03/12/13 10:15	03/14/13 09:44
680-88298-24	FM0334B-CS	Solid	03/12/13 10:25	03/14/13 09:44
680-88298-25	HP0021B-CS-SP	Solid	03/12/13 13:07	03/14/13 09:44
680-88298-26	HP0021A-CS-SP	Solid	03/12/13 12:54	03/14/13 09:44
680-88298-27	HP0047A-CS-SP	Solid	03/12/13 13:40	03/14/13 09:44
680-88298-28	HP0047B-CS-SP	Solid	03/12/13 13:52	03/14/13 09:44
680-88298-29	CV0578A-CS-SP	Solid	03/12/13 14:40	03/14/13 09:44
680-88298-30	CV0578B-CS-SP	Solid	03/12/13 14:51	03/14/13 09:44
680-88298-31	CV0579A-CS-SP	Solid	03/12/13 15:05	03/14/13 09:44
680-88298-32	CV0579B-CS-SP	Solid	03/12/13 15:16	03/14/13 09:44

ATTACHMENT B
CASE NARRATIVE

Case Narrative

Client: Oneida Total Integrated Enterprises LLC
Project/Site: 35th Avenue Superfund Site

TestAmerica Job ID: 680-88298-2
SDG: 68088298-2

Job ID: 680-88298-2

Laboratory: TestAmerica Savannah

Narrative

CASE NARRATIVE

Client: Oneida Total Integrated Enterprises LLC

Project: 35th Avenue Superfund Site

Report Number: 680-88298-2

With the exceptions noted as flags or footnotes, standard analytical protocols were followed in the analysis of the samples and no problems were encountered or anomalies observed. In addition all laboratory quality control samples were within established control limits, with any exceptions noted below. Each sample was analyzed to achieve the lowest possible reporting limit within the constraints of the method. In some cases, due to interference or analytes present at high concentrations, samples were diluted. For diluted samples, the reporting limits are adjusted relative to the dilution required.

Calculations are performed before rounding to avoid round-off errors in calculated results.

All holding times were met and proper preservation noted for the methods performed on these samples, unless otherwise detailed in the individual sections below.

RECEIPT

The samples were received on 03/14/2013; the samples arrived in good condition, properly preserved and on ice. The temperature of the coolers at receipt was 1.4 C.

SEMIVOLATILE ORGANIC COMPOUNDS BY GCMS - LOW LEVEL

Samples FM0020C-CS (680-88298-21), FM0020D-GS (680-88298-22), FM0334A-CS (680-88298-23), FM0334B-CS (680-88298-24), HP0021B-CS-SP (680-88298-25), HP0021A-CS-SP (680-88298-26), HP0047A-CS-SP (680-88298-27), HP0047B-CS-SP (680-88298-28), CV0578A-CS-SP (680-88298-29), CV0578B-CS-SP (680-88298-30), CV0579A-CS-SP (680-88298-31) and CV0579B-CS-SP (680-88298-32) were analyzed for Semivolatile Organic Compounds by GCMS - Low Level in accordance with EPA SW-846 Method 8270C. The samples were prepared on 03/20/2013 and analyzed on 03/21/2013, 03/22/2013 and 03/25/2013.

Samples HP0021B-CS-SP (680-88298-25)[4X] and CV0578A-CS-SP (680-88298-29)[4X] required dilution prior to analysis. The reporting limits have been adjusted accordingly.

No difficulties were encountered during the SVOAs analyses.

All quality control parameters were within the acceptance limits.

ATTACHMENT C
QUALIFIED SAMPLE RESULTS

Client Sample Results

Client: Oneida Total Integrated Enterprises LLC
 Project/Site: 35th Avenue Superfund Site

TestAmerica Job ID: 680-88298-2
 SDG: 68088298-2

Client Sample ID: FM0020C-CS

Lab Sample ID: 680-88298-21

Date Collected: 03/12/13 09:45

Matrix: Solid

Date Received: 03/14/13 09:44

Percent Solids: 68.5

Method: 8270C LL - Semivolatile Organic Compounds by GCMS - Low Levels									
Analyte	Result	Qualifier	RL	MDL	Unit	D	Prepared	Analyzed	Dil Fac
Acenaphthene	140	U	140	29	ug/Kg	*	03/20/13 08:31	03/21/13 21:40	1
Acenaphthylene	58	U	58	7.2	ug/Kg	*	03/20/13 08:31	03/21/13 21:40	1
Anthracene	18		12	6.1	ug/Kg	*	03/20/13 08:31	03/21/13 21:40	1
Benzo[a]anthracene	86		12	5.6	ug/Kg	*	03/20/13 08:31	03/21/13 21:40	1
Benzo[a]pyrene	70	J	15	7.5	ug/Kg	*	03/20/13 08:31	03/21/13 21:40	1
Benzo[b]fluoranthene	110		18	8.8	ug/Kg	*	03/20/13 08:31	03/21/13 21:40	1
Benzo[g,h,i]perylene	36		29	6.4	ug/Kg	*	03/20/13 08:31	03/21/13 21:40	1
Benzo[k]fluoranthene	55		12	5.2	ug/Kg	*	03/20/13 08:31	03/21/13 21:40	1
Chrysene	86	J	13	6.5	ug/Kg	*	03/20/13 08:31	03/21/13 21:40	1
Dibenz(a,h)anthracene	18	J	29	5.9	ug/Kg	*	03/20/13 08:31	03/21/13 21:40	1
Fluoranthene	150		29	5.8	ug/Kg	*	03/20/13 08:31	03/21/13 21:40	1
Fluorene	12	J	29	5.9	ug/Kg	*	03/20/13 08:31	03/21/13 21:40	1
Indeno[1,2,3-cd]pyrene	35		29	10	ug/Kg	*	03/20/13 08:31	03/21/13 21:40	1
1-Methylnaphthalene	39	J	58	6.4	ug/Kg	*	03/20/13 08:31	03/21/13 21:40	1
2-Methylnaphthalene	60		58	10	ug/Kg	*	03/20/13 08:31	03/21/13 21:40	1
Naphthalene	83		58	6.4	ug/Kg	*	03/20/13 08:31	03/21/13 21:40	1
Phenanthrene	110		12	5.6	ug/Kg	*	03/20/13 08:31	03/21/13 21:40	1
Pyrene	140		29	5.4	ug/Kg	*	03/20/13 08:31	03/21/13 21:40	1
Surrogate	%Recovery	Qualifier	Limits				Prepared	Analyzed	Dil Fac
<i>o</i> -Terphenyl	62		30 - 130				03/20/13 08:31	03/21/13 21:40	1

Client Sample ID: FM0020D-GS

Lab Sample ID: 680-88298-22

Date Collected: 03/12/13 09:50

Matrix: Solid

Date Received: 03/14/13 09:44

Percent Solids: 55.8

Method: 8270C LL - Semivolatile Organic Compounds by GCMS - Low Levels									
Analyte	Result	Qualifier	RL	MDL	Unit	D	Prepared	Analyzed	Dil Fac
Acenaphthene	180	U	180	35	ug/Kg	*	03/20/13 08:31	03/21/13 22:36	1
Acenaphthylene	71	U	71	8.8	ug/Kg	*	03/20/13 08:31	03/21/13 22:36	1
Anthracene	15	U	15	7.4	ug/Kg	*	03/20/13 08:31	03/21/13 22:36	1
Benzo[a]anthracene	22		14	6.9	ug/Kg	*	03/20/13 08:31	03/21/13 22:36	1
Benzo[a]pyrene	13	J	18	9.2	ug/Kg	*	03/20/13 08:31	03/21/13 22:36	1
Benzo[b]fluoranthene	31		22	11	ug/Kg	*	03/20/13 08:31	03/21/13 22:36	1
Benzo[g,h,i]perylene	35	U	35	7.8	ug/Kg	*	03/20/13 08:31	03/21/13 22:36	1
Benzo[k]fluoranthene	6.9	J	14	6.4	ug/Kg	*	03/20/13 08:31	03/21/13 22:36	1
Chrysene	19	J	16	7.9	ug/Kg	*	03/20/13 08:31	03/21/13 22:36	1
Dibenz(a,h)anthracene	35	U	35	7.2	ug/Kg	*	03/20/13 08:31	03/21/13 22:36	1
Fluoranthene	24	J	35	7.1	ug/Kg	*	03/20/13 08:31	03/21/13 22:36	1
Fluorene	35	U	35	7.2	ug/Kg	*	03/20/13 08:31	03/21/13 22:36	1
Indeno[1,2,3-cd]pyrene	35	U	35	13	ug/Kg	*	03/20/13 08:31	03/21/13 22:36	1
1-Methylnaphthalene	9.7	J	71	7.8	ug/Kg	*	03/20/13 08:31	03/21/13 22:36	1
2-Methylnaphthalene	71	U	71	13	ug/Kg	*	03/20/13 08:31	03/21/13 22:36	1
Naphthalene	16	J	71	7.8	ug/Kg	*	03/20/13 08:31	03/21/13 22:36	1
Phenanthrene	15		14	6.9	ug/Kg	*	03/20/13 08:31	03/21/13 22:36	1
Pyrene	29	J	35	6.5	ug/Kg	*	03/20/13 08:31	03/21/13 22:36	1
Surrogate	%Recovery	Qualifier	Limits				Prepared	Analyzed	Dil Fac
<i>o</i> -Terphenyl	59		30 - 130				03/20/13 08:31	03/21/13 22:36	1

TestAmerica Savannah

Sample results have been qualified by URS in accordance with the Non-Industrial Use Property Sampling Event QAPP for the 35th Avenue Removal Site, Birmingham, Alabama, Revision 1 (OTIE, October 2012)

Client Sample Results

Client: Oneida Total Integrated Enterprises LLC
 Project/Site: 35th Avenue Superfund Site

TestAmerica Job ID: 680-88298-2
 SDG: 68088298-2

Client Sample ID: FM0334A-CS

Lab Sample ID: 680-88298-23

Date Collected: 03/12/13 10:15

Matrix: Solid

Date Received: 03/14/13 09:44

Percent Solids: 74.5

Method: 8270C LL - Semivolatile Organic Compounds by GCMS - Low Levels									
Analyte	Result	Qualifier	RL	MDL	Unit	D	Prepared	Analyzed	Dil Fac
Acenaphthene	130	U	130	27	ug/Kg	☐	03/20/13 08:31	03/21/13 22:54	1
Acenaphthylene	21	J	53	6.6	ug/Kg	☐	03/20/13 08:31	03/21/13 22:54	1
Anthracene	21		11	5.6	ug/Kg	☐	03/20/13 08:31	03/21/13 22:54	1
Benzo[a]anthracene	120		11	5.2	ug/Kg	☐	03/20/13 08:31	03/21/13 22:54	1
Benzo[a]pyrene	110	J	14	6.9	ug/Kg	☐	03/20/13 08:31	03/21/13 22:54	1
Benzo[b]fluoranthene	200		16	8.1	ug/Kg	☐	03/20/13 08:31	03/21/13 22:54	1
Benzo[g,h,i]perylene	84		27	5.8	ug/Kg	☐	03/20/13 08:31	03/21/13 22:54	1
Benzo[k]fluoranthene	92		11	4.8	ug/Kg	☐	03/20/13 08:31	03/21/13 22:54	1
Chrysene	130	J	12	6.0	ug/Kg	☐	03/20/13 08:31	03/21/13 22:54	1
Dibenz(a,h)anthracene	27		27	5.4	ug/Kg	☐	03/20/13 08:31	03/21/13 22:54	1
Fluoranthene	200		27	5.3	ug/Kg	☐	03/20/13 08:31	03/21/13 22:54	1
Fluorene	8.4	J	27	5.4	ug/Kg	☐	03/20/13 08:31	03/21/13 22:54	1
Indeno[1,2,3-cd]pyrene	74		27	9.4	ug/Kg	☐	03/20/13 08:31	03/21/13 22:54	1
1-Methylnaphthalene	19	J	53	5.8	ug/Kg	☐	03/20/13 08:31	03/21/13 22:54	1
2-Methylnaphthalene	28	J	53	9.4	ug/Kg	☐	03/20/13 08:31	03/21/13 22:54	1
Naphthalene	36	J	53	5.8	ug/Kg	☐	03/20/13 08:31	03/21/13 22:54	1
Phenanthrene	110		11	5.2	ug/Kg	☐	03/20/13 08:31	03/21/13 22:54	1
Pyrene	190		27	4.9	ug/Kg	☐	03/20/13 08:31	03/21/13 22:54	1
<i>Surrogate</i>	<i>%Recovery</i>	<i>Qualifier</i>	<i>Limits</i>				<i>Prepared</i>	<i>Analyzed</i>	<i>Dil Fac</i>
<i>o-Terphenyl</i>	63		30 - 130				03/20/13 08:31	03/21/13 22:54	1

Client Sample ID: FM0334B-CS

Lab Sample ID: 680-88298-24

Date Collected: 03/12/13 10:25

Matrix: Solid

Date Received: 03/14/13 09:44

Percent Solids: 76.3

Method: 8270C LL - Semivolatile Organic Compounds by GCMS - Low Levels									
Analyte	Result	Qualifier	RL	MDL	Unit	D	Prepared	Analyzed	Dil Fac
Acenaphthene	130	U	130	26	ug/Kg	☐	03/20/13 08:31	03/21/13 23:13	1
Acenaphthylene	46	J	52	6.5	ug/Kg	☐	03/20/13 08:31	03/21/13 23:13	1
Anthracene	55		11	5.4	ug/Kg	☐	03/20/13 08:31	03/21/13 23:13	1
Benzo[a]anthracene	300		10	5.1	ug/Kg	☐	03/20/13 08:31	03/21/13 23:13	1
Benzo[a]pyrene	290	J	13	6.7	ug/Kg	☐	03/20/13 08:31	03/21/13 23:13	1
Benzo[b]fluoranthene	450		16	7.9	ug/Kg	☐	03/20/13 08:31	03/21/13 23:13	1
Benzo[g,h,i]perylene	180		26	5.7	ug/Kg	☐	03/20/13 08:31	03/21/13 23:13	1
Benzo[k]fluoranthene	210		10	4.7	ug/Kg	☐	03/20/13 08:31	03/21/13 23:13	1
Chrysene	320	J	12	5.8	ug/Kg	☐	03/20/13 08:31	03/21/13 23:13	1
Dibenz(a,h)anthracene	67		26	5.3	ug/Kg	☐	03/20/13 08:31	03/21/13 23:13	1
Fluoranthene	580		26	5.2	ug/Kg	☐	03/20/13 08:31	03/21/13 23:13	1
Fluorene	21	J	26	5.3	ug/Kg	☐	03/20/13 08:31	03/21/13 23:13	1
Indeno[1,2,3-cd]pyrene	160		26	9.2	ug/Kg	☐	03/20/13 08:31	03/21/13 23:13	1
1-Methylnaphthalene	47	J	52	5.7	ug/Kg	☐	03/20/13 08:31	03/21/13 23:13	1
2-Methylnaphthalene	69		52	9.2	ug/Kg	☐	03/20/13 08:31	03/21/13 23:13	1
Naphthalene	62		52	5.7	ug/Kg	☐	03/20/13 08:31	03/21/13 23:13	1
Phenanthrene	300		10	5.1	ug/Kg	☐	03/20/13 08:31	03/21/13 23:13	1
Pyrene	520		26	4.8	ug/Kg	☐	03/20/13 08:31	03/21/13 23:13	1
<i>Surrogate</i>	<i>%Recovery</i>	<i>Qualifier</i>	<i>Limits</i>				<i>Prepared</i>	<i>Analyzed</i>	<i>Dil Fac</i>
<i>o-Terphenyl</i>	58		30 - 130				03/20/13 08:31	03/21/13 23:13	1

TestAmerica Savannah

Sample results have been qualified by URS in accordance with the Non-Industrial Use Property Sampling Event QAPP for the 35th Avenue Removal Site, Birmingham, Alabama, Revision 1 (OTIE, October 2012)

Client Sample Results

Client: Oneida Total Integrated Enterprises LLC
Project/Site: 35th Avenue Superfund Site

TestAmerica Job ID: 680-88298-2
SDG: 68088298-2

Client Sample ID: HP0021B-CS-SP

Lab Sample ID: 680-88298-25

Date Collected: 03/12/13 13:07

Matrix: Solid

Date Received: 03/14/13 09:44

Percent Solids: 78.1

Method: 8270C LL - Semivolatile Organic Compounds by GCMS - Low Levels									
Analyte	Result	Qualifier	RL	MDL	Unit	D	Prepared	Analyzed	Dil Fac
Acenaphthene	510	U	510	100	ug/Kg	☼	03/20/13 08:31	03/21/13 23:31	4
Acenaphthylene	38	J	200	25	ug/Kg	☼	03/20/13 08:31	03/21/13 23:31	4
Anthracene	44		43	21	ug/Kg	☼	03/20/13 08:31	03/21/13 23:31	4
Benzo[a]anthracene	130		41	20	ug/Kg	☼	03/20/13 08:31	03/21/13 23:31	4
Benzo[a]pyrene	110	J	53	26	ug/Kg	☼	03/20/13 08:31	03/21/13 23:31	4
Benzo[b]fluoranthene	210		62	31	ug/Kg	☼	03/20/13 08:31	03/21/13 23:31	4
Benzo[g,h,i]perylene	96	J	100	22	ug/Kg	☼	03/20/13 08:31	03/21/13 23:31	4
Benzo[k]fluoranthene	87		41	18	ug/Kg	☼	03/20/13 08:31	03/21/13 23:31	4
Chrysene	150	J	46	23	ug/Kg	☼	03/20/13 08:31	03/21/13 23:31	4
Dibenz(a,h)anthracene	43	J	100	21	ug/Kg	☼	03/20/13 08:31	03/21/13 23:31	4
Fluoranthene	140		100	20	ug/Kg	☼	03/20/13 08:31	03/21/13 23:31	4
Fluorene	100	U	100	21	ug/Kg	☼	03/20/13 08:31	03/21/13 23:31	4
Indeno[1,2,3-cd]pyrene	100	U	100	36	ug/Kg	☼	03/20/13 08:31	03/21/13 23:31	4
1-Methylnaphthalene	100	J	200	22	ug/Kg	☼	03/20/13 08:31	03/21/13 23:31	4
2-Methylnaphthalene	120	J	200	36	ug/Kg	☼	03/20/13 08:31	03/21/13 23:31	4
Naphthalene	110	J	200	22	ug/Kg	☼	03/20/13 08:31	03/21/13 23:31	4
Phenanthrene	130		41	20	ug/Kg	☼	03/20/13 08:31	03/21/13 23:31	4
Pyrene	170		100	19	ug/Kg	☼	03/20/13 08:31	03/21/13 23:31	4
<i>Surrogate</i>	<i>%Recovery</i>	<i>Qualifier</i>	<i>Limits</i>				<i>Prepared</i>	<i>Analyzed</i>	<i>Dil Fac</i>
<i>o-Terphenyl</i>	60		30 - 130				03/20/13 08:31	03/21/13 23:31	4

Client Sample ID: HP0021A-CS-SP

Lab Sample ID: 680-88298-26

Date Collected: 03/12/13 12:54

Matrix: Solid

Date Received: 03/14/13 09:44

Percent Solids: 76.0

Method: 8270C LL - Semivolatile Organic Compounds by GCMS - Low Levels									
Analyte	Result	Qualifier	RL	MDL	Unit	D	Prepared	Analyzed	Dil Fac
Acenaphthene	64	J	130	26	ug/Kg	☼	03/20/13 08:31	03/21/13 23:31	1
Acenaphthylene	34	J	51	6.4	ug/Kg	☼	03/20/13 08:31	03/21/13 23:31	1
Anthracene	75		11	5.4	ug/Kg	☼	03/20/13 08:31	03/21/13 23:31	1
Benzo[a]anthracene	300		10	5.0	ug/Kg	☼	03/20/13 08:31	03/21/13 23:31	1
Benzo[a]pyrene	170	J	13	6.6	ug/Kg	☼	03/20/13 08:31	03/21/13 23:31	1
Benzo[b]fluoranthene	360		16	7.8	ug/Kg	☼	03/20/13 08:31	03/21/13 23:31	1
Benzo[g,h,i]perylene	180	J	26	5.6	ug/Kg	☼	03/20/13 08:31	03/21/13 23:31	1
Benzo[k]fluoranthene	120		10	4.6	ug/Kg	☼	03/20/13 08:31	03/21/13 23:31	1
Chrysene	300		12	5.8	ug/Kg	☼	03/20/13 08:31	03/21/13 23:31	1
Dibenz(a,h)anthracene	68		26	5.2	ug/Kg	☼	03/20/13 08:31	03/21/13 23:31	1
Fluoranthene	560		26	5.1	ug/Kg	☼	03/20/13 08:31	03/21/13 23:31	1
Fluorene	38		26	5.2	ug/Kg	☼	03/20/13 08:31	03/21/13 23:31	1
Indeno[1,2,3-cd]pyrene	140		26	9.1	ug/Kg	☼	03/20/13 08:31	03/21/13 23:31	1
1-Methylnaphthalene	75		51	5.6	ug/Kg	☼	03/20/13 08:31	03/21/13 23:31	1
2-Methylnaphthalene	160		51	9.1	ug/Kg	☼	03/20/13 08:31	03/21/13 23:31	1
Naphthalene	76		51	5.6	ug/Kg	☼	03/20/13 08:31	03/21/13 23:31	1
Phenanthrene	330		10	5.0	ug/Kg	☼	03/20/13 08:31	03/21/13 23:31	1
Pyrene	420		26	4.7	ug/Kg	☼	03/20/13 08:31	03/21/13 23:31	1
<i>Surrogate</i>	<i>%Recovery</i>	<i>Qualifier</i>	<i>Limits</i>				<i>Prepared</i>	<i>Analyzed</i>	<i>Dil Fac</i>
<i>o-Terphenyl</i>	58		30 - 130				03/20/13 08:31	03/21/13 23:31	1

TestAmerica Savannah

Sample results have been qualified by URS in accordance with the Non-Industrial Use Property Sampling Event QAPP for the 35th Avenue Removal Site, Birmingham, Alabama, Revision 1 (OTIE, October 2012)

Client Sample Results

Client: Oneida Total Integrated Enterprises LLC
 Project/Site: 35th Avenue Superfund Site

TestAmerica Job ID: 680-88298-2
 SDG: 68088298-2

Client Sample ID: HP0047A-CS-SP

Lab Sample ID: 680-88298-27

Date Collected: 03/12/13 13:40

Matrix: Solid

Date Received: 03/14/13 09:44

Percent Solids: 85.6

Method: 8270C LL - Semivolatile Organic Compounds by GCMS - Low Levels

Analyte	Result	Qualifier	RL	MDL	Unit	D	Prepared	Analyzed	Dil Fac
Acenaphthene	47	J	110	23	ug/Kg	☼	03/20/13 08:31	03/21/13 23:46	1
Acenaphthylene	46	U	46	5.7	ug/Kg	☼	03/20/13 08:31	03/21/13 23:46	1
Anthracene	43		9.6	4.8	ug/Kg	☼	03/20/13 08:31	03/21/13 23:46	1
Benzo[a]anthracene	510		9.1	4.4	ug/Kg	☼	03/20/13 08:31	03/21/13 23:46	1
Benzo[a]pyrene	800	J	12	5.9	ug/Kg	☼	03/20/13 08:31	03/21/13 23:46	1
Benzo[b]fluoranthene	1400		14	6.9	ug/Kg	☼	03/20/13 08:31	03/21/13 23:46	1
Benzo[g,h,i]perylene	1100	J	23	5.0	ug/Kg	☼	03/20/13 08:31	03/21/13 23:46	1
Benzo[k]fluoranthene	320		9.1	4.1	ug/Kg	☼	03/20/13 08:31	03/21/13 23:46	1
Chrysene	620		10	5.1	ug/Kg	☼	03/20/13 08:31	03/21/13 23:46	1
Dibenz(a,h)anthracene	320		23	4.7	ug/Kg	☼	03/20/13 08:31	03/21/13 23:46	1
Fluoranthene	580		23	4.6	ug/Kg	☼	03/20/13 08:31	03/21/13 23:46	1
Fluorene	30		23	4.7	ug/Kg	☼	03/20/13 08:31	03/21/13 23:46	1
Indeno[1,2,3-cd]pyrene	1000		23	8.1	ug/Kg	☼	03/20/13 08:31	03/21/13 23:46	1
1-Methylnaphthalene	25	J	46	5.0	ug/Kg	☼	03/20/13 08:31	03/21/13 23:46	1
2-Methylnaphthalene	94		46	8.1	ug/Kg	☼	03/20/13 08:31	03/21/13 23:46	1
Naphthalene	39	J	46	5.0	ug/Kg	☼	03/20/13 08:31	03/21/13 23:46	1
Phenanthrene	240		9.1	4.4	ug/Kg	☼	03/20/13 08:31	03/21/13 23:46	1
Pyrene	500		23	4.2	ug/Kg	☼	03/20/13 08:31	03/21/13 23:46	1
Surrogate	%Recovery	Qualifier	Limits				Prepared	Analyzed	Dil Fac
<i>o</i> -Terphenyl	73		30 - 130				03/20/13 08:31	03/21/13 23:46	1

Client Sample ID: HP0047B-CS-SP

Lab Sample ID: 680-88298-28

Date Collected: 03/12/13 13:52

Matrix: Solid

Date Received: 03/14/13 09:44

Percent Solids: 79.5

Method: 8270C LL - Semivolatile Organic Compounds by GCMS - Low Levels

Analyte	Result	Qualifier	RL	MDL	Unit	D	Prepared	Analyzed	Dil Fac
Acenaphthene	130	U	130	25	ug/Kg	☼	03/20/13 08:31	03/25/13 20:36	1
Acenaphthylene	50	U	50	6.3	ug/Kg	☼	03/20/13 08:31	03/25/13 20:36	1
Anthracene	11		11	5.3	ug/Kg	☼	03/20/13 08:31	03/25/13 20:36	1
Benzo[a]anthracene	50		10	4.9	ug/Kg	☼	03/20/13 08:31	03/25/13 20:36	1
Benzo[a]pyrene	49	J	13	6.5	ug/Kg	☼	03/20/13 08:31	03/25/13 20:36	1
Benzo[b]fluoranthene	89		15	7.7	ug/Kg	☼	03/20/13 08:31	03/25/13 20:36	1
Benzo[g,h,i]perylene	26		25	5.5	ug/Kg	☼	03/20/13 08:31	03/25/13 20:36	1
Benzo[k]fluoranthene	23		10	4.5	ug/Kg	☼	03/20/13 08:31	03/25/13 20:36	1
Chrysene	56	J	11	5.6	ug/Kg	☼	03/20/13 08:31	03/25/13 20:36	1
Dibenz(a,h)anthracene	13	J	25	5.1	ug/Kg	☼	03/20/13 08:31	03/25/13 20:36	1
Fluoranthene	80		25	5.0	ug/Kg	☼	03/20/13 08:31	03/25/13 20:36	1
Fluorene	7.9	J	25	5.1	ug/Kg	☼	03/20/13 08:31	03/25/13 20:36	1
Indeno[1,2,3-cd]pyrene	35		25	8.9	ug/Kg	☼	03/20/13 08:31	03/25/13 20:36	1
1-Methylnaphthalene	17	J	50	5.5	ug/Kg	☼	03/20/13 08:31	03/25/13 20:36	1
2-Methylnaphthalene	14	J	50	8.9	ug/Kg	☼	03/20/13 08:31	03/25/13 20:36	1
Naphthalene	25	J	50	5.5	ug/Kg	☼	03/20/13 08:31	03/25/13 20:36	1
Phenanthrene	53		10	4.9	ug/Kg	☼	03/20/13 08:31	03/25/13 20:36	1
Pyrene	68		25	4.6	ug/Kg	☼	03/20/13 08:31	03/25/13 20:36	1
Surrogate	%Recovery	Qualifier	Limits				Prepared	Analyzed	Dil Fac
<i>o</i> -Terphenyl	82		30 - 130				03/20/13 08:31	03/25/13 20:36	1

TestAmerica Savannah

Sample results have been qualified by URS in accordance with the Non-Industrial Use Property Sampling Event QAPP for the 35th Avenue Removal Site, Birmingham, Alabama, Revision 1 (OTIE, October 2012)

Client Sample Results

Client: Oneida Total Integrated Enterprises LLC
 Project/Site: 35th Avenue Superfund Site

TestAmerica Job ID: 680-88298-2
 SDG: 68088298-2

Client Sample ID: CV0578A-CS-SP

Lab Sample ID: 680-88298-29

Date Collected: 03/12/13 14:40

Matrix: Solid

Date Received: 03/14/13 09:44

Percent Solids: 79.7

Method: 8270C LL - Semivolatile Organic Compounds by GCMS - Low Levels

Analyte	Result	Qualifier	RL	MDL	Unit	D	Prepared	Analyzed	Dil Fac
Acenaphthene	490	U	490	99	ug/Kg	☐	03/20/13 08:31	03/22/13 00:16	4
Acenaphthylene	100	J	200	25	ug/Kg	☐	03/20/13 08:31	03/22/13 00:16	4
Anthracene	92		41	21	ug/Kg	☐	03/20/13 08:31	03/22/13 00:16	4
Benzo[a]anthracene	380		40	19	ug/Kg	☐	03/20/13 08:31	03/22/13 00:16	4
Benzo[a]pyrene	200	J	51	26	ug/Kg	☐	03/20/13 08:31	03/22/13 00:16	4
Benzo[b]fluoranthene	670		60	30	ug/Kg	☐	03/20/13 08:31	03/22/13 00:16	4
Benzo[g,h,i]perylene	150	J	99	22	ug/Kg	☐	03/20/13 08:31	03/22/13 00:16	4
Benzo[k]fluoranthene	140		40	18	ug/Kg	☐	03/20/13 08:31	03/22/13 00:16	4
Chrysene	340		44	22	ug/Kg	☐	03/20/13 08:31	03/22/13 00:16	4
Dibenz(a,h)anthracene	78	J	99	20	ug/Kg	☐	03/20/13 08:31	03/22/13 00:16	4
Fluoranthene	520		99	20	ug/Kg	☐	03/20/13 08:31	03/22/13 00:16	4
Fluorene	99	U	99	20	ug/Kg	☐	03/20/13 08:31	03/22/13 00:16	4
Indeno[1,2,3-cd]pyrene	140		99	35	ug/Kg	☐	03/20/13 08:31	03/22/13 00:16	4
1-Methylnaphthalene	98	J	200	22	ug/Kg	☐	03/20/13 08:31	03/22/13 00:16	4
2-Methylnaphthalene	420		200	35	ug/Kg	☐	03/20/13 08:31	03/22/13 00:16	4
Naphthalene	100	J	200	22	ug/Kg	☐	03/20/13 08:31	03/22/13 00:16	4
Phenanthrene	310		40	19	ug/Kg	☐	03/20/13 08:31	03/22/13 00:16	4
Pyrene	390		99	18	ug/Kg	☐	03/20/13 08:31	03/22/13 00:16	4
<i>Surrogate</i>	<i>%Recovery</i>	<i>Qualifier</i>	<i>Limits</i>				<i>Prepared</i>	<i>Analyzed</i>	<i>Dil Fac</i>
<i>o-Terphenyl</i>	70		30 - 130				03/20/13 08:31	03/22/13 00:16	4

Client Sample ID: CV0578B-CS-SP

Lab Sample ID: 680-88298-30

Date Collected: 03/12/13 14:51

Matrix: Solid

Date Received: 03/14/13 09:44

Percent Solids: 77.0

Method: 8270C LL - Semivolatile Organic Compounds by GCMS - Low Levels

Analyte	Result	Qualifier	RL	MDL	Unit	D	Prepared	Analyzed	Dil Fac
Acenaphthene	130	U	130	26	ug/Kg	☐	03/20/13 08:31	03/22/13 00:31	1
Acenaphthylene	27	J	52	6.5	ug/Kg	☐	03/20/13 08:31	03/22/13 00:31	1
Anthracene	19		11	5.4	ug/Kg	☐	03/20/13 08:31	03/22/13 00:31	1
Benzo[a]anthracene	87		10	5.0	ug/Kg	☐	03/20/13 08:31	03/22/13 00:31	1
Benzo[a]pyrene	52	J	13	6.7	ug/Kg	☐	03/20/13 08:31	03/22/13 00:31	1
Benzo[b]fluoranthene	200		16	7.9	ug/Kg	☐	03/20/13 08:31	03/22/13 00:31	1
Benzo[g,h,i]perylene	51	J	26	5.7	ug/Kg	☐	03/20/13 08:31	03/22/13 00:31	1
Benzo[k]fluoranthene	18		10	4.7	ug/Kg	☐	03/20/13 08:31	03/22/13 00:31	1
Chrysene	89		12	5.8	ug/Kg	☐	03/20/13 08:31	03/22/13 00:31	1
Dibenz(a,h)anthracene	15	J	26	5.3	ug/Kg	☐	03/20/13 08:31	03/22/13 00:31	1
Fluoranthene	100		26	5.2	ug/Kg	☐	03/20/13 08:31	03/22/13 00:31	1
Fluorene	26	U	26	5.3	ug/Kg	☐	03/20/13 08:31	03/22/13 00:31	1
Indeno[1,2,3-cd]pyrene	46		26	9.2	ug/Kg	☐	03/20/13 08:31	03/22/13 00:31	1
1-Methylnaphthalene	41	J	52	5.7	ug/Kg	☐	03/20/13 08:31	03/22/13 00:31	1
2-Methylnaphthalene	120		52	9.2	ug/Kg	☐	03/20/13 08:31	03/22/13 00:31	1
Naphthalene	65		52	5.7	ug/Kg	☐	03/20/13 08:31	03/22/13 00:31	1
Phenanthrene	76		10	5.0	ug/Kg	☐	03/20/13 08:31	03/22/13 00:31	1
Pyrene	84		26	4.8	ug/Kg	☐	03/20/13 08:31	03/22/13 00:31	1
<i>Surrogate</i>	<i>%Recovery</i>	<i>Qualifier</i>	<i>Limits</i>				<i>Prepared</i>	<i>Analyzed</i>	<i>Dil Fac</i>
<i>o-Terphenyl</i>	54		30 - 130				03/20/13 08:31	03/22/13 00:31	1

TestAmerica Savannah

Client Sample Results

Client: Oneida Total Integrated Enterprises LLC
 Project/Site: 35th Avenue Superfund Site

TestAmerica Job ID: 680-88298-2
 SDG: 68088298-2

Client Sample ID: CV0579A-CS-SP

Lab Sample ID: 680-88298-31

Date Collected: 03/12/13 15:05

Matrix: Solid

Date Received: 03/14/13 09:44

Percent Solids: 78.6

Method: 8270C LL - Semivolatile Organic Compounds by GCMS - Low Levels									
Analyte	Result	Qualifier	RL	MDL	Unit	D	Prepared	Analyzed	Dil Fac
Acenaphthene	53	J	130	25	ug/Kg	☐	03/20/13 08:31	03/25/13 20:54	1
Acenaphthylene	88		51	6.3	ug/Kg	☐	03/20/13 08:31	03/25/13 20:54	1
Anthracene	300		11	5.3	ug/Kg	☐	03/20/13 08:31	03/25/13 20:54	1
Benzo[a]anthracene	1200		10	4.9	ug/Kg	☐	03/20/13 08:31	03/25/13 20:54	1
Benzo[a]pyrene	1200	J	13	6.6	ug/Kg	☐	03/20/13 08:31	03/25/13 20:54	1
Benzo[b]fluoranthene	1900		15	7.7	ug/Kg	☐	03/20/13 08:31	03/25/13 20:54	1
Benzo[g,h,i]perylene	760		25	5.6	ug/Kg	☐	03/20/13 08:31	03/25/13 20:54	1
Benzo[k]fluoranthene	580		10	4.6	ug/Kg	☐	03/20/13 08:31	03/25/13 20:54	1
Chrysene	1200	J	11	5.7	ug/Kg	☐	03/20/13 08:31	03/25/13 20:54	1
Dibenz(a,h)anthracene	230		25	5.2	ug/Kg	☐	03/20/13 08:31	03/25/13 20:54	1
Fluoranthene	2200		25	5.1	ug/Kg	☐	03/20/13 08:31	03/25/13 20:54	1
Fluorene	57		25	5.2	ug/Kg	☐	03/20/13 08:31	03/25/13 20:54	1
Indeno[1,2,3-cd]pyrene	670		25	9.0	ug/Kg	☐	03/20/13 08:31	03/25/13 20:54	1
1-Methylnaphthalene	83		51	5.6	ug/Kg	☐	03/20/13 08:31	03/25/13 20:54	1
2-Methylnaphthalene	110		51	9.0	ug/Kg	☐	03/20/13 08:31	03/25/13 20:54	1
Naphthalene	110		51	5.6	ug/Kg	☐	03/20/13 08:31	03/25/13 20:54	1
Phenanthrene	1000		10	4.9	ug/Kg	☐	03/20/13 08:31	03/25/13 20:54	1
Pyrene	2300		25	4.7	ug/Kg	☐	03/20/13 08:31	03/25/13 20:54	1
Surrogate	%Recovery	Qualifier	Limits				Prepared	Analyzed	Dil Fac
<i>o</i> -Terphenyl	67		30 - 130				03/20/13 08:31	03/25/13 20:54	1

Client Sample ID: CV0579B-CS-SP

Lab Sample ID: 680-88298-32

Date Collected: 03/12/13 15:16

Matrix: Solid

Date Received: 03/14/13 09:44

Percent Solids: 77.5

Method: 8270C LL - Semivolatile Organic Compounds by GCMS - Low Levels									
Analyte	Result	Qualifier	RL	MDL	Unit	D	Prepared	Analyzed	Dil Fac
Acenaphthene	130	U	130	26	ug/Kg	☐	03/20/13 08:31	03/25/13 21:13	1
Acenaphthylene	25	J	52	6.5	ug/Kg	☐	03/20/13 08:31	03/25/13 21:13	1
Anthracene	19		11	5.4	ug/Kg	☐	03/20/13 08:31	03/25/13 21:13	1
Benzo[a]anthracene	140		10	5.0	ug/Kg	☐	03/20/13 08:31	03/25/13 21:13	1
Benzo[a]pyrene	150	J	13	6.7	ug/Kg	☐	03/20/13 08:31	03/25/13 21:13	1
Benzo[b]fluoranthene	250		16	7.9	ug/Kg	☐	03/20/13 08:31	03/25/13 21:13	1
Benzo[g,h,i]perylene	110		26	5.7	ug/Kg	☐	03/20/13 08:31	03/25/13 21:13	1
Benzo[k]fluoranthene	90		10	4.7	ug/Kg	☐	03/20/13 08:31	03/25/13 21:13	1
Chrysene	170	J	12	5.8	ug/Kg	☐	03/20/13 08:31	03/25/13 21:13	1
Dibenz(a,h)anthracene	37		26	5.3	ug/Kg	☐	03/20/13 08:31	03/25/13 21:13	1
Fluoranthene	150		26	5.2	ug/Kg	☐	03/20/13 08:31	03/25/13 21:13	1
Fluorene	8.1	J	26	5.3	ug/Kg	☐	03/20/13 08:31	03/25/13 21:13	1
Indeno[1,2,3-cd]pyrene	100		26	9.2	ug/Kg	☐	03/20/13 08:31	03/25/13 21:13	1
1-Methylnaphthalene	29	J	52	5.7	ug/Kg	☐	03/20/13 08:31	03/25/13 21:13	1
2-Methylnaphthalene	52		52	9.2	ug/Kg	☐	03/20/13 08:31	03/25/13 21:13	1
Naphthalene	50	J	52	5.7	ug/Kg	☐	03/20/13 08:31	03/25/13 21:13	1
Phenanthrene	77		10	5.0	ug/Kg	☐	03/20/13 08:31	03/25/13 21:13	1
Pyrene	160		26	4.8	ug/Kg	☐	03/20/13 08:31	03/25/13 21:13	1
Surrogate	%Recovery	Qualifier	Limits				Prepared	Analyzed	Dil Fac
<i>o</i> -Terphenyl	74		30 - 130				03/20/13 08:31	03/25/13 21:13	1

TestAmerica Savannah

Sample results have been qualified by URS in accordance with the Non-Industrial Use Property Sampling Event QAPP for the 35th Avenue Removal Site, Birmingham, Alabama, Revision 1 (OTIE, October 2012)

ANALYTICAL REPORT

Job Number: 680-88298-2

SDG Number: 68088298-2

Job Description: 35th Avenue Superfund Site

For:

Oneida Total Integrated Enterprises LLC
1220 Kennestone Circle
Suite 106
Marietta, GA 30060

Attention: Ms. Limari F Krebs



Approved for release.
Bernard Kirkland
Project Manager I
3/26/2013 5:30 PM

Designee for
Lisa Harvey
Project Manager II
lisa.harvey@testamericainc.com
03/26/2013

The test results in this report meet NELAP requirements for parameters for which accreditation is required or available. Any exceptions to the NELAP requirements are noted. Results pertain only to samples listed in this report. This report may not be reproduced, except in full, without the written approval of the laboratory. Questions should be directed to the person who signed this report.

Savannah Certifications and ID #: A2LA: 0399.01; AL: 41450; ARDEQ: 88-0692; ARDOH; AZ: AZ0741; CA: 03217CA; CO; CT: PH0161; DE; FL: E87052; GA: 803; Guam; HI; IL: 200022; IN: C-GA-02; IA: 353; KS: E-10322; KY EPPC: 90084; KY UST; LA DEQ: 30690; LA DHH: LA080008; ME: 2008022; MD: 250; MA: M-GA006; MI: 9925; MS; NFESC: 249; NV: GA00006; NJ: GA769; NM; NY: 10842; NC DWQ: 269; NC DHHS: 13701; PA: 68-00474; PR: GA00006; RI: LAO00244; SC: 98001001; TN: TN0296; TX: T104704185; USEPA: GA00006; VT: VT-87052; VA: 00302; WA; WV DEP: 094; WV DHHR: 9950 C; WI DNR: 999819810; WY/EPAR8: 8TMS-Q

TestAmerica Laboratories, Inc.

TestAmerica Savannah 5102 LaRoche Avenue, Savannah, GA 31404

Tel (912) 354-7858 Fax (912) 352-0165 www.testamericainc.com



Table of Contents

Cover Title Page	1
Data Summaries	4
Report Narrative	4
Sample Summary	5
Method Summary	6
Method / Analyst Summary	7
Data Qualifiers	8
QC Association Summary	9
Manual Integration Summary	11
Organic Sample Data	20
GC/MS Semi VOA	20
Method 8270C Low Level	20
Method 8270C Low Level QC Summary	21
Method 8270C Low Level Sample Data	41
Standards Data	316
Method 8270C Low Level ICAL Data	316
Method 8270C Low Level CCAL Data	366
Raw QC Data	390
Method 8270C Low Level Tune Data	390
Method 8270C Low Level Blank Data	415
Method 8270C Low Level LCS/LCSD Data	418
Method 8270C Low Level MS/MSD Data	423
Method 8270C Low Level Run Logs	433
Method 8270C Low Level Prep Data	438
Inorganic Sample Data	440
General Chemistry Data	440

Table of Contents

Gen Chem Cover Page	441
Gen Chem MDL	442
Gen Chem Analysis Run Log	446
Gen Chem Prep Data	450
Shipping and Receiving Documents	453
Client Chain of Custody	454
Sample Receipt Checklist	456

CASE NARRATIVE

Client: Oneida Total Integrated Enterprises LLC

Project: 35th Avenue Superfund Site

Report Number: 680-88298-2

With the exceptions noted as flags or footnotes, standard analytical protocols were followed in the analysis of the samples and no problems were encountered or anomalies observed. In addition all laboratory quality control samples were within established control limits, with any exceptions noted below. Each sample was analyzed to achieve the lowest possible reporting limit within the constraints of the method. In some cases, due to interference or analytes present at high concentrations, samples were diluted. For diluted samples, the reporting limits are adjusted relative to the dilution required.

Calculations are performed before rounding to avoid round-off errors in calculated results.

All holding times were met and proper preservation noted for the methods performed on these samples, unless otherwise detailed in the individual sections below.

RECEIPT

The samples were received on 03/14/2013; the samples arrived in good condition, properly preserved and on ice. The temperature of the coolers at receipt was 1.4 C.

SEMIVOLATILE ORGANIC COMPOUNDS BY GCMS - LOW LEVEL

Samples FM0020C-CS (680-88298-21), FM0020D-GS (680-88298-22), FM0334A-CS (680-88298-23), FM0334B-CS (680-88298-24), HP0021B-CS-SP (680-88298-25), HP0021A-CS-SP (680-88298-26), HP0047A-CS-SP (680-88298-27), HP0047B-CS-SP (680-88298-28), CV0578A-CS-SP (680-88298-29), CV0578B-CS-SP (680-88298-30), CV0579A-CS-SP (680-88298-31) and CV0579B-CS-SP (680-88298-32) were analyzed for Semivolatile Organic Compounds by GCMS - Low Level in accordance with EPA SW-846 Method 8270C. The samples were prepared on 03/20/2013 and analyzed on 03/21/2013, 03/22/2013 and 03/25/2013.

Samples HP0021B-CS-SP (680-88298-25)[4X] and CV0578A-CS-SP (680-88298-29)[4X] required dilution prior to analysis. The reporting limits have been adjusted accordingly.

No difficulties were encountered during the SVOAs analyses.

All quality control parameters were within the acceptance limits.

SAMPLE SUMMARY

Client: Oneida Total Integrated Enterprises LLC

Job Number: 680-88298-2

Sdg Number: 68088298-2

Lab Sample ID	Client Sample ID	Client Matrix	Date/Time Sampled	Date/Time Received
680-88298-21	FM0020C-CS	Solid	03/12/2013 0945	03/14/2013 0944
680-88298-21MS	FM0020C-CS	Solid	03/12/2013 0945	03/14/2013 0944
680-88298-21MSD	FM0020C-CS	Solid	03/12/2013 0945	03/14/2013 0944
680-88298-22	FM0020D-GS	Solid	03/12/2013 0950	03/14/2013 0944
680-88298-23	FM0334A-CS	Solid	03/12/2013 1015	03/14/2013 0944
680-88298-24	FM0334B-CS	Solid	03/12/2013 1025	03/14/2013 0944
680-88298-25	HP0021B-CS-SP	Solid	03/12/2013 1307	03/14/2013 0944
680-88298-26	HP0021A-CS-SP	Solid	03/12/2013 1254	03/14/2013 0944
680-88298-27	HP0047A-CS-SP	Solid	03/12/2013 1340	03/14/2013 0944
680-88298-28	HP0047B-CS-SP	Solid	03/12/2013 1352	03/14/2013 0944
680-88298-29	CV0578A-CS-SP	Solid	03/12/2013 1440	03/14/2013 0944
680-88298-30	CV0578B-CS-SP	Solid	03/12/2013 1451	03/14/2013 0944
680-88298-31	CV0579A-CS-SP	Solid	03/12/2013 1505	03/14/2013 0944
680-88298-32	CV0579B-CS-SP	Solid	03/12/2013 1516	03/14/2013 0944

METHOD SUMMARY

Client: Oneida Total Integrated Enterprises LLC

Job Number: 680-88298-2
Sdg Number: 68088298-2

Description	Lab Location	Method	Preparation Method
Matrix: Solid			
Semivolatile Organic Compounds by GCMS - Low Levels	TAL TAM	SW846 8270C LL	
Microwave Extraction	TAL TAM		SW846 3546
Percent Moisture	TAL TAM	EPA Moisture	

Lab References:

TAL TAM = TestAmerica Tampa

Method References:

EPA = US Environmental Protection Agency

SW846 = "Test Methods For Evaluating Solid Waste, Physical/Chemical Methods", Third Edition, November 1986 And Its Updates.

METHOD / ANALYST SUMMARY

Client: Oneida Total Integrated Enterprises LLC

Job Number: 680-88298-2

Sdg Number: 68088298-2

Method	Analyst	Analyst ID
SW846 8270C LL	Cantin, Stephen C	SCC
EPA Moisture	Galio, Andrew	AG

DATA REPORTING QUALIFIERS

Client: Oneida Total Integrated Enterprises LLC

Job Number: 680-88298-2

Sdg Number: 68088298-2

Lab Section	Qualifier	Description
GC/MS Semi VOA	U	Indicates the analyte was analyzed for but not detected.
	J	Result is less than the RL but greater than or equal to the MDL and the concentration is an approximate value.

Quality Control Results

Client: Oneida Total Integrated Enterprises LLC

Job Number: 680-88298-2

Sdg Number: 68088298-2

QC Association Summary

Lab Sample ID	Client Sample ID	Report		Method	Prep Batch
		Basis	Client Matrix		
GC/MS Semi VOA					
Prep Batch: 660-135556					
LCS 660-135556/2-A	Lab Control Sample	T	Solid	3546	
MB 660-135556/1-A	Method Blank	T	Solid	3546	
680-88298-21	FM0020C-CS	T	Solid	3546	
680-88298-21MS	Matrix Spike	T	Solid	3546	
680-88298-21MSD	Matrix Spike Duplicate	T	Solid	3546	
680-88298-22	FM0020D-GS	T	Solid	3546	
680-88298-23	FM0334A-CS	T	Solid	3546	
680-88298-24	FM0334B-CS	T	Solid	3546	
680-88298-25	HP0021B-CS-SP	T	Solid	3546	
680-88298-26	HP0021A-CS-SP	T	Solid	3546	
680-88298-27	HP0047A-CS-SP	T	Solid	3546	
680-88298-28	HP0047B-CS-SP	T	Solid	3546	
680-88298-29	CV0578A-CS-SP	T	Solid	3546	
680-88298-30	CV0578B-CS-SP	T	Solid	3546	
680-88298-31	CV0579A-CS-SP	T	Solid	3546	
680-88298-32	CV0579B-CS-SP	T	Solid	3546	
Analysis Batch:660-135630					
680-88298-26	HP0021A-CS-SP	T	Solid	8270C LL	660-135556
680-88298-27	HP0047A-CS-SP	T	Solid	8270C LL	660-135556
680-88298-29	CV0578A-CS-SP	T	Solid	8270C LL	660-135556
680-88298-30	CV0578B-CS-SP	T	Solid	8270C LL	660-135556
Analysis Batch:660-135643					
LCS 660-135556/2-A	Lab Control Sample	T	Solid	8270C LL	660-135556
MB 660-135556/1-A	Method Blank	T	Solid	8270C LL	660-135556
680-88298-21	FM0020C-CS	T	Solid	8270C LL	660-135556
680-88298-21MS	Matrix Spike	T	Solid	8270C LL	660-135556
680-88298-21MSD	Matrix Spike Duplicate	T	Solid	8270C LL	660-135556
680-88298-22	FM0020D-GS	T	Solid	8270C LL	660-135556
680-88298-23	FM0334A-CS	T	Solid	8270C LL	660-135556
680-88298-24	FM0334B-CS	T	Solid	8270C LL	660-135556
680-88298-25	HP0021B-CS-SP	T	Solid	8270C LL	660-135556
Analysis Batch:660-135753					
680-88298-28	HP0047B-CS-SP	T	Solid	8270C LL	660-135556
680-88298-31	CV0579A-CS-SP	T	Solid	8270C LL	660-135556
680-88298-32	CV0579B-CS-SP	T	Solid	8270C LL	660-135556

Report Basis

T = Total

Quality Control Results

Client: Oneida Total Integrated Enterprises LLC

Job Number: 680-88298-2

Sdg Number: 68088298-2

QC Association Summary

Lab Sample ID	Client Sample ID	Report Basis	Client Matrix	Method	Prep Batch
General Chemistry					
Analysis Batch:660-135482					
MB 660-135482/1	Method Blank	T	Solid	Moisture	
680-88298-21	FM0020C-CS	T	Solid	Moisture	
680-88298-21MS	Matrix Spike	T	Solid	Moisture	
680-88298-21MSD	Matrix Spike Duplicate	T	Solid	Moisture	
Analysis Batch:660-135504					
LCS 660-135504/1	Lab Control Sample	T	Solid	Moisture	
LCSD 660-135504/12	Lab Control Sample Duplicate	T	Solid	Moisture	
680-88298-22	FM0020D-GS	T	Solid	Moisture	
680-88298-23	FM0334A-CS	T	Solid	Moisture	
680-88298-24	FM0334B-CS	T	Solid	Moisture	
680-88298-25	HP0021B-CS-SP	T	Solid	Moisture	
680-88298-26	HP0021A-CS-SP	T	Solid	Moisture	
680-88298-27	HP0047A-CS-SP	T	Solid	Moisture	
680-88298-31	CV0579A-CS-SP	T	Solid	Moisture	
680-88298-32	CV0579B-CS-SP	T	Solid	Moisture	
Analysis Batch:660-135509					
LCS 660-135509/1	Lab Control Sample	T	Solid	Moisture	
LCSD 660-135509/10	Lab Control Sample Duplicate	T	Solid	Moisture	
680-88298-28	HP0047B-CS-SP	T	Solid	Moisture	
680-88298-29	CV0578A-CS-SP	T	Solid	Moisture	
680-88298-30	CV0578B-CS-SP	T	Solid	Moisture	

Report Basis

T = Total

GC/MS SEMI VOA MANUAL INTEGRATION SUMMARY

Lab Name: TestAmerica Tampa Job No.: 680-88298-2SDG No.: 68088298-2Instrument ID: BSMA5973 Analysis Batch Number: 135466Lab Sample ID: ICIS 660-135466/3 Client Sample ID: _____Date Analyzed: 03/15/13 12:54 Lab File ID: 1AC15003.D GC Column: DB-5MS ID: 250 (um)

COMPOUND NAME	RETENTION TIME	MANUAL INTEGRATION		
		REASON	ANALYST	DATE
Indeno[1,2,3-cd]pyrene	8.04	Split Peak	cantins	03/15/13 14:45

Lab Sample ID: IC 660-135466/4 Client Sample ID: _____Date Analyzed: 03/15/13 13:09 Lab File ID: 1AC15004.D GC Column: DB-5MS ID: 250 (um)

COMPOUND NAME	RETENTION TIME	MANUAL INTEGRATION		
		REASON	ANALYST	DATE
Indeno[1,2,3-cd]pyrene	8.03	Split Peak	cantins	03/15/13 14:47

Lab Sample ID: IC 660-135466/5 Client Sample ID: _____Date Analyzed: 03/15/13 13:24 Lab File ID: 1AC15005.D GC Column: DB-5MS ID: 250 (um)

COMPOUND NAME	RETENTION TIME	MANUAL INTEGRATION		
		REASON	ANALYST	DATE
Indeno[1,2,3-cd]pyrene	8.03	Split Peak	cantins	03/15/13 14:48

Lab Sample ID: IC 660-135466/6 Client Sample ID: _____Date Analyzed: 03/15/13 13:39 Lab File ID: 1AC15006.D GC Column: DB-5MS ID: 250 (um)

COMPOUND NAME	RETENTION TIME	MANUAL INTEGRATION		
		REASON	ANALYST	DATE
Indeno[1,2,3-cd]pyrene	8.02	Split Peak	cantins	03/15/13 14:48

Lab Sample ID: IC 660-135466/7 Client Sample ID: _____Date Analyzed: 03/15/13 13:54 Lab File ID: 1AC15007.D GC Column: DB-5MS ID: 250 (um)

COMPOUND NAME	RETENTION TIME	MANUAL INTEGRATION		
		REASON	ANALYST	DATE
Indeno[1,2,3-cd]pyrene	8.03	Split Peak	cantins	03/15/13 14:49

GC/MS SEMI VOA MANUAL INTEGRATION SUMMARY

Lab Name: TestAmerica Tampa Job No.: 680-88298-2SDG No.: 68088298-2Instrument ID: BSMA5973 Analysis Batch Number: 135466Lab Sample ID: IC 660-135466/8 Client Sample ID: _____Date Analyzed: 03/15/13 14:10 Lab File ID: 1AC15008.D GC Column: DB-5MS ID: 250 (um)

COMPOUND NAME	RETENTION TIME	MANUAL INTEGRATION		
		REASON	ANALYST	DATE
Indeno[1,2,3-cd]pyrene	8.04	Split Peak	cantins	03/15/13 14:49

Lab Sample ID: IC 660-135466/9 Client Sample ID: _____Date Analyzed: 03/15/13 14:25 Lab File ID: 1AC15009.D GC Column: DB-5MS ID: 250 (um)

COMPOUND NAME	RETENTION TIME	MANUAL INTEGRATION		
		REASON	ANALYST	DATE
Indeno[1,2,3-cd]pyrene	8.05	Split Peak	cantins	03/15/13 14:50

Lab Sample ID: ICV 660-135466/10 Client Sample ID: _____Date Analyzed: 03/15/13 14:39 Lab File ID: 1AC15010.D GC Column: DB-5MS ID: 250 (um)

COMPOUND NAME	RETENTION TIME	MANUAL INTEGRATION		
		REASON	ANALYST	DATE
Carbazole	4.45	Baseline Event	cantins	03/15/13 15:02
Indeno[1,2,3-cd]pyrene	8.03	Split Peak	cantins	03/15/13 15:00

GC/MS SEMI VOA MANUAL INTEGRATION SUMMARY

Lab Name: TestAmerica Tampa Job No.: 680-88298-2SDG No.: 68088298-2Instrument ID: BSMA5973 Analysis Batch Number: 135630Lab Sample ID: CCVIS 660-135630/9 Client Sample ID: _____Date Analyzed: 03/21/13 16:57 Lab File ID: 1AC21008.D GC Column: DB-5MS ID: 250 (um)

COMPOUND NAME	RETENTION TIME	MANUAL INTEGRATION		
		REASON	ANALYST	DATE
Chrysene	6.22	Baseline Event	cantins	03/21/13 17:08
Indeno[1,2,3-cd]pyrene	7.99	Split Peak	cantins	03/21/13 17:08

Lab Sample ID: 680-88298-26 Client Sample ID: HP0021A-CS-SPDate Analyzed: 03/21/13 23:31 Lab File ID: 1AC21034.D GC Column: DB-5MS ID: 250 (um)

COMPOUND NAME	RETENTION TIME	MANUAL INTEGRATION		
		REASON	ANALYST	DATE
Benzo[b]fluoranthene	7.05	Split Peak	cantins	03/25/13 13:59
Benzo[k]fluoranthene	7.06	Baseline Event	cantins	03/25/13 13:59
Indeno[1,2,3-cd]pyrene	8.03	Split Peak	cantins	03/25/13 14:00

Lab Sample ID: 680-88298-27 Client Sample ID: HP0047A-CS-SPDate Analyzed: 03/21/13 23:46 Lab File ID: 1AC21035.D GC Column: DB-5MS ID: 250 (um)

COMPOUND NAME	RETENTION TIME	MANUAL INTEGRATION		
		REASON	ANALYST	DATE
Benzo[b]fluoranthene	7.06	Split Peak	cantins	03/25/13 14:01
Benzo[k]fluoranthene	7.07	Baseline Event	cantins	03/25/13 14:01
Dibenz(a,h)anthracene	8.05	Baseline Event	cantins	03/25/13 14:02
Indeno[1,2,3-cd]pyrene	8.05	Split Peak	cantins	03/25/13 14:02

Lab Sample ID: 680-88298-29 Client Sample ID: CV0578A-CS-SPDate Analyzed: 03/22/13 00:16 Lab File ID: 1AC21037.D GC Column: DB-5MS ID: 250 (um)

COMPOUND NAME	RETENTION TIME	MANUAL INTEGRATION		
		REASON	ANALYST	DATE
Benzo[b]fluoranthene	7.04	Split Peak	cantins	03/25/13 14:03
Benzo[k]fluoranthene	7.05	Baseline Event	cantins	03/25/13 14:04
Indeno[1,2,3-cd]pyrene	8.03	Split Peak	cantins	03/25/13 14:04

GC/MS SEMI VOA MANUAL INTEGRATION SUMMARY

Lab Name: TestAmerica Tampa Job No.: 680-88298-2SDG No.: 68088298-2Instrument ID: BSMA5973 Analysis Batch Number: 135630Lab Sample ID: 680-88298-30 Client Sample ID: CV0578B-CS-SPDate Analyzed: 03/22/13 00:31 Lab File ID: 1AC21038.D GC Column: DB-5MS ID: 250 (um)

COMPOUND NAME	RETENTION TIME	MANUAL INTEGRATION		
		REASON	ANALYST	DATE
Benzo[b]fluoranthene	7.05	Split Peak	cantins	03/25/13 14:05
Benzo[k]fluoranthene	7.06	Baseline Event	cantins	03/25/13 14:06
Indeno[1,2,3-cd]pyrene	8.03	Split Peak	cantins	03/25/13 14:06
Benzo[g,h,i]perylene	8.22	Baseline Event	cantins	03/25/13 14:06

GC/MS SEMI VOA MANUAL INTEGRATION SUMMARY

Lab Name: TestAmerica Tampa Job No.: 680-88298-2SDG No.: 68088298-2Instrument ID: BSMC5973 Analysis Batch Number: 134776Lab Sample ID: IC 660-134776/3 Client Sample ID: _____Date Analyzed: 02/22/13 11:57 Lab File ID: 1CB22003.D GC Column: DB-5MS ID: 250 (um)

COMPOUND NAME	RETENTION TIME	MANUAL INTEGRATION		
		REASON	ANALYST	DATE
Indeno[1,2,3-cd]pyrene	10.23	Split Peak	cantins	02/22/13 14:13

Lab Sample ID: IC 660-134776/4 Client Sample ID: _____Date Analyzed: 02/22/13 12:16 Lab File ID: 1CB22004.D GC Column: DB-5MS ID: 250 (um)

COMPOUND NAME	RETENTION TIME	MANUAL INTEGRATION		
		REASON	ANALYST	DATE
Indeno[1,2,3-cd]pyrene	10.22	Split Peak	cantins	02/22/13 14:14

Lab Sample ID: IC 660-134776/5 Client Sample ID: _____Date Analyzed: 02/22/13 12:34 Lab File ID: 1CB22005.D GC Column: DB-5MS ID: 250 (um)

COMPOUND NAME	RETENTION TIME	MANUAL INTEGRATION		
		REASON	ANALYST	DATE
Indeno[1,2,3-cd]pyrene	10.23	Split Peak	cantins	02/22/13 14:14

Lab Sample ID: IC 660-134776/6 Client Sample ID: _____Date Analyzed: 02/22/13 12:53 Lab File ID: 1CB22006.D GC Column: DB-5MS ID: 250 (um)

COMPOUND NAME	RETENTION TIME	MANUAL INTEGRATION		
		REASON	ANALYST	DATE
Indeno[1,2,3-cd]pyrene	10.23	Split Peak	cantins	02/22/13 14:14

Lab Sample ID: ICIS 660-134776/7 Client Sample ID: _____Date Analyzed: 02/22/13 13:11 Lab File ID: 1CB22007.D GC Column: DB-5MS ID: 250 (um)

COMPOUND NAME	RETENTION TIME	MANUAL INTEGRATION		
		REASON	ANALYST	DATE
Indeno[1,2,3-cd]pyrene	10.23	Split Peak	cantins	02/22/13 14:11

GC/MS SEMI VOA MANUAL INTEGRATION SUMMARY

Lab Name: TestAmerica Tampa Job No.: 680-88298-2

SDG No.: 68088298-2

Instrument ID: BSMC5973 Analysis Batch Number: 134776

Lab Sample ID: IC 660-134776/8 Client Sample ID: _____

Date Analyzed: 02/22/13 13:29 Lab File ID: 1CB22008.D GC Column: DB-5MS ID: 250 (um)

COMPOUND NAME	RETENTION TIME	MANUAL INTEGRATION		
		REASON	ANALYST	DATE
Indeno[1,2,3-cd]pyrene	10.23	Split Peak	cantins	02/22/13 14:15

Lab Sample ID: IC 660-134776/9 Client Sample ID: _____

Date Analyzed: 02/22/13 13:48 Lab File ID: 1CB22009.D GC Column: DB-5MS ID: 250 (um)

COMPOUND NAME	RETENTION TIME	MANUAL INTEGRATION		
		REASON	ANALYST	DATE
Indeno[1,2,3-cd]pyrene	10.24	Split Peak	cantins	02/22/13 14:15

Lab Sample ID: ICV 660-134776/10 Client Sample ID: _____

Date Analyzed: 02/22/13 14:06 Lab File ID: 1CB22010.D GC Column: DB-5MS ID: 250 (um)

COMPOUND NAME	RETENTION TIME	MANUAL INTEGRATION		
		REASON	ANALYST	DATE
Indeno[1,2,3-cd]pyrene	10.23	Split Peak	cantins	02/22/13 14:21

GC/MS SEMI VOA MANUAL INTEGRATION SUMMARY

Lab Name: TestAmerica Tampa Job No.: 680-88298-2SDG No.: 68088298-2Instrument ID: BSMC5973 Analysis Batch Number: 135643Lab Sample ID: CCVIS 660-135643/4 Client Sample ID: _____Date Analyzed: 03/21/13 11:50 Lab File ID: 1CC21004.D GC Column: DB-5MS ID: 250 (um)

COMPOUND NAME	RETENTION TIME	MANUAL INTEGRATION		
		REASON	ANALYST	DATE
Indeno[1,2,3-cd]pyrene	10.07	Split Peak	cantins	03/21/13 12:08

Lab Sample ID: LCS 660-135556/2-A Client Sample ID: _____Date Analyzed: 03/21/13 20:46 Lab File ID: 1CC21033.D GC Column: DB-5MS ID: 250 (um)

COMPOUND NAME	RETENTION TIME	MANUAL INTEGRATION		
		REASON	ANALYST	DATE
Indeno[1,2,3-cd]pyrene	10.07	Split Peak	cantins	03/25/13 12:13

Lab Sample ID: 680-88298-21 Client Sample ID: FM0020C-CSDate Analyzed: 03/21/13 21:40 Lab File ID: 1CC21036.D GC Column: DB-5MS ID: 250 (um)

COMPOUND NAME	RETENTION TIME	MANUAL INTEGRATION		
		REASON	ANALYST	DATE
Indeno[1,2,3-cd]pyrene	10.08	Split Peak	cantins	03/25/13 12:27

Lab Sample ID: 680-88298-21 MS Client Sample ID: FM0020C-CS MSDate Analyzed: 03/21/13 21:59 Lab File ID: 1CC21037.D GC Column: DB-5MS ID: 250 (um)

COMPOUND NAME	RETENTION TIME	MANUAL INTEGRATION		
		REASON	ANALYST	DATE
Indeno[1,2,3-cd]pyrene	10.07	Split Peak	cantins	03/25/13 12:28

Lab Sample ID: 680-88298-21 MSD Client Sample ID: FM0020C-CS MSDDate Analyzed: 03/21/13 22:17 Lab File ID: 1CC21038.D GC Column: DB-5MS ID: 250 (um)

COMPOUND NAME	RETENTION TIME	MANUAL INTEGRATION		
		REASON	ANALYST	DATE
Indeno[1,2,3-cd]pyrene	10.07	Split Peak	cantins	03/25/13 12:28

GC/MS SEMI VOA MANUAL INTEGRATION SUMMARY

Lab Name: TestAmerica Tampa Job No.: 680-88298-2SDG No.: 68088298-2Instrument ID: BSMC5973 Analysis Batch Number: 135643Lab Sample ID: 680-88298-22 Client Sample ID: FM0020D-GSDate Analyzed: 03/21/13 22:36 Lab File ID: 1CC21039.D GC Column: DB-5MS ID: 250 (um)

COMPOUND NAME	RETENTION TIME	MANUAL INTEGRATION		
		REASON	ANALYST	DATE
Benzo[b]fluoranthene	8.56	Split Peak	cantins	03/25/13 12:34
Benzo[k]fluoranthene	8.58	Baseline Event	cantins	03/25/13 12:34

Lab Sample ID: 680-88298-23 Client Sample ID: FM0334A-CSDate Analyzed: 03/21/13 22:54 Lab File ID: 1CC21040.D GC Column: DB-5MS ID: 250 (um)

COMPOUND NAME	RETENTION TIME	MANUAL INTEGRATION		
		REASON	ANALYST	DATE
Indeno[1,2,3-cd]pyrene	10.07	Split Peak	cantins	03/25/13 12:37

Lab Sample ID: 680-88298-24 Client Sample ID: FM0334B-CSDate Analyzed: 03/21/13 23:13 Lab File ID: 1CC21041.D GC Column: DB-5MS ID: 250 (um)

COMPOUND NAME	RETENTION TIME	MANUAL INTEGRATION		
		REASON	ANALYST	DATE
Benzo[b]fluoranthene	8.56	Split Peak	cantins	03/25/13 12:38
Benzo[k]fluoranthene	8.57	Baseline Event	cantins	03/25/13 12:38
Indeno[1,2,3-cd]pyrene	10.07	Split Peak	cantins	03/25/13 12:39
Dibenz(a,h)anthracene	10.09	Baseline Event	cantins	03/25/13 12:38

Lab Sample ID: 680-88298-25 Client Sample ID: HP0021B-CS-SPDate Analyzed: 03/21/13 23:31 Lab File ID: 1CC21042.D GC Column: DB-5MS ID: 250 (um)

COMPOUND NAME	RETENTION TIME	MANUAL INTEGRATION		
		REASON	ANALYST	DATE
Benzo[b]fluoranthene	8.56	Split Peak	cantins	03/25/13 12:39
Benzo[k]fluoranthene	8.57	Baseline Event	cantins	03/25/13 12:40
Benzo[g,h,i]perylene	10.42	Baseline Event	cantins	03/25/13 12:40

GC/MS SEMI VOA MANUAL INTEGRATION SUMMARY

Lab Name: TestAmerica Tampa Job No.: 680-88298-2SDG No.: 68088298-2Instrument ID: BSMC5973 Analysis Batch Number: 135753Lab Sample ID: CCVIS 660-135753/3 Client Sample ID: _____Date Analyzed: 03/25/13 12:33 Lab File ID: 1CC25003.D GC Column: DB-5MS ID: 250 (um)

COMPOUND NAME	RETENTION TIME	MANUAL INTEGRATION		
		REASON	ANALYST	DATE
Indeno[1,2,3-cd]pyrene	10.06	Split Peak	cantins	03/25/13 12:50

Lab Sample ID: 680-88298-28 Client Sample ID: HP0047B-CS-SPDate Analyzed: 03/25/13 20:36 Lab File ID: 1CC25029.D GC Column: DB-5MS ID: 250 (um)

COMPOUND NAME	RETENTION TIME	MANUAL INTEGRATION		
		REASON	ANALYST	DATE
Benzo[b]fluoranthene	8.55	Split Peak	cantins	03/26/13 10:25
Benzo[k]fluoranthene	8.57	Baseline Event	cantins	03/26/13 10:26
Indeno[1,2,3-cd]pyrene	10.06	Baseline Event	cantins	03/26/13 10:27

Lab Sample ID: 680-88298-31 Client Sample ID: CV0579A-CS-SPDate Analyzed: 03/25/13 20:54 Lab File ID: 1CC25030.D GC Column: DB-5MS ID: 250 (um)

COMPOUND NAME	RETENTION TIME	MANUAL INTEGRATION		
		REASON	ANALYST	DATE
Benzo[b]fluoranthene	8.55	Split Peak	cantins	03/26/13 10:27
Benzo[k]fluoranthene	8.57	Baseline Event	cantins	03/26/13 10:28
Indeno[1,2,3-cd]pyrene	10.06	Split Peak	cantins	03/26/13 10:28

Lab Sample ID: 680-88298-32 Client Sample ID: CV0579B-CS-SPDate Analyzed: 03/25/13 21:13 Lab File ID: 1CC25031.D GC Column: DB-5MS ID: 250 (um)

COMPOUND NAME	RETENTION TIME	MANUAL INTEGRATION		
		REASON	ANALYST	DATE
Benzo[b]fluoranthene	8.55	Split Peak	cantins	03/26/13 10:28
Benzo[k]fluoranthene	8.57	Baseline Event	cantins	03/26/13 10:29
Indeno[1,2,3-cd]pyrene	10.06	Split Peak	cantins	03/26/13 10:29

Method 8270C Low Level

Semivolatile Organic Compounds
(GC/MS) Low Level by Method 8270C

FORM II
GC/MS SEMI VOA SURROGATE RECOVERY

Lab Name: TestAmerica Tampa

Job No.: 680-88298-2

SDG No.: 68088298-2

Matrix: Solid

Level: Low

GC Column (1): DB-5MS ID: 250 (um)

Client Sample ID	Lab Sample ID	OTPH #
FM0020C-CS	680-88298-21	62
FM0020D-GS	680-88298-22	59
FM0334A-CS	680-88298-23	63
FM0334B-CS	680-88298-24	58
HP0021B-CS-SP	680-88298-25	60
HP0021A-CS-SP	680-88298-26	58
HP0047A-CS-SP	680-88298-27	73
HP0047B-CS-SP	680-88298-28	82
CV0578A-CS-SP	680-88298-29	70
CV0578B-CS-SP	680-88298-30	54
CV0579A-CS-SP	680-88298-31	67
CV0579B-CS-SP	680-88298-32	74
	MB 660-135556/1-A	87
	LCS 660-135556/2-A	75
FM0020C-CS MS	680-88298-21 MS	66
FM0020C-CS MSD	680-88298-21 MSD	63

OTPH = o-Terphenyl

QC LIMITS
30-130

Column to be used to flag recovery values

FORM II 8270C LL

FORM III
GC/MS SEMI VOA LAB CONTROL SAMPLE RECOVERY

Lab Name: TestAmerica Tampa Job No.: 680-88298-2
 SDG No.: 68088298-2
 Matrix: Solid Level: Low Lab File ID: 1CC21033.D
 Lab ID: LCS 660-135556/2-A Client ID: _____

COMPOUND	SPIKE ADDED (ug/Kg)	LCS CONCENTRATION (ug/Kg)	LCS % REC	QC LIMITS REC	#
Acenaphthene	664	456	69	39-130	
Acenaphthylene	664	518	78	38-130	
Anthracene	664	519	78	37-130	
Benzo[a]anthracene	664	537	81	40-130	
Benzo[a]pyrene	664	503	76	49-130	
Benzo[b]fluoranthene	664	555	84	37-130	
Benzo[g,h,i]perylene	664	382	58	32-130	
Benzo[k]fluoranthene	664	529	80	32-130	
Chrysene	664	510	77	41-130	
Dibenz(a,h)anthracene	664	458	69	27-130	
Fluoranthene	664	507	76	40-130	
Fluorene	664	501	75	40-130	
Indeno[1,2,3-cd]pyrene	664	445	67	30-130	
1-Methylnaphthalene	664	600	90	31-130	
2-Methylnaphthalene	664	543	82	33-130	
Naphthalene	664	558	84	36-130	
Phenanthrene	664	499	75	42-130	
Pyrene	664	572	86	44-130	

Column to be used to flag recovery and RPD values
 FORM III 8270C LL

FORM III
GC/MS SEMI VOA MATRIX SPIKE RECOVERY

Lab Name: TestAmerica Tampa Job No.: 680-88298-2
 SDG No.: 68088298-2
 Matrix: Solid Level: Low Lab File ID: 1CC21037.D
 Lab ID: 680-88298-21 MS Client ID: FM0020C-CS MS

COMPOUND	SPIKE ADDED (ug/Kg)	SAMPLE CONCENTRATION (ug/Kg)	MS CONCENTRATION (ug/Kg)	MS % REC	QC LIMITS REC	#
Acenaphthene	964	140 U	647	67	39-130	
Acenaphthylene	964	58 U	672	70	38-130	
Anthracene	964	18	719	73	37-130	
Benzo[a]anthracene	964	86	740	68	40-130	
Benzo[a]pyrene	964	70	685	64	49-130	
Benzo[b]fluoranthene	964	110	847	76	37-130	
Benzo[g,h,i]perylene	964	36	533	52	32-130	
Benzo[k]fluoranthene	964	55	779	75	32-130	
Chrysene	964	86	745	68	41-130	
Dibenz(a,h)anthracene	964	18 J	599	60	27-130	
Fluoranthene	964	150	776	65	40-130	
Fluorene	964	12 J	655	67	40-130	
Indeno[1,2,3-cd]pyrene	964	35	561	55	30-130	
1-Methylnaphthalene	964	39 J	752	74	31-130	
2-Methylnaphthalene	964	60	692	66	33-130	
Naphthalene	964	83	683	62	36-130	
Phenanthrene	964	110	768	68	42-130	
Pyrene	964	140	856	74	44-130	

Column to be used to flag recovery and RPD values

FORM III
GC/MS SEMI VOA MATRIX SPIKE DUPLICATE RECOVERY

Lab Name: TestAmerica Tampa Job No.: 680-88298-2
 SDG No.: 68088298-2
 Matrix: Solid Level: Low Lab File ID: 1CC21038.D
 Lab ID: 680-88298-21 MSD Client ID: FM0020C-CS MSD

COMPOUND	SPIKE ADDED (ug/Kg)	MSD CONCENTRATION (ug/Kg)	MSD % REC	% RPD	QC LIMITS		#
					RPD	REC	
Acenaphthene	965	559	58	15	40	39-130	
Acenaphthylene	965	608	63	10	40	38-130	
Anthracene	965	659	66	9	40	37-130	
Benzo[a]anthracene	965	771	71	4	40	40-130	
Benzo[a]pyrene	965	747	70	9	40	49-130	
Benzo[b]fluoranthene	965	879	80	4	40	37-130	
Benzo[g,h,i]perylene	965	555	54	4	40	32-130	
Benzo[k]fluoranthene	965	747	72	4	40	32-130	
Chrysene	965	751	69	1	40	41-130	
Dibenz(a,h)anthracene	965	551	55	8	40	27-130	
Fluoranthene	965	1000	88	25	40	40-130	
Fluorene	965	685	70	4	40	40-130	
Indeno[1,2,3-cd]pyrene	965	591	58	5	40	30-130	
1-Methylnaphthalene	965	718	70	5	40	31-130	
2-Methylnaphthalene	965	667	63	4	40	33-130	
Naphthalene	965	648	58	5	40	36-130	
Phenanthrene	965	918	84	18	40	42-130	
Pyrene	965	1020	91	18	40	44-130	

Column to be used to flag recovery and RPD values

FORM IV
GC/MS SEMI VOA METHOD BLANK SUMMARY

Lab Name: TestAmerica Tampa Job No.: 680-88298-2
 SDG No.: 68088298-2
 Lab File ID: 1CC21032.D Lab Sample ID: MB 660-135556/1-A
 Matrix: Solid Date Extracted: 03/20/2013 08:31
 Instrument ID: BSMC5973 Date Analyzed: 03/21/2013 20:27
 Level: (Low/Med) Low

THIS METHOD BLANK APPLIES TO THE FOLLOWING SAMPLES:

CLIENT SAMPLE ID	LAB SAMPLE ID	LAB FILE ID	DATE ANALYZED
	LCS 660-135556/2-A	1CC21033.D	03/21/2013 20:46
FM0020C-CS	680-88298-21	1CC21036.D	03/21/2013 21:40
FM0020C-CS MS	680-88298-21 MS	1CC21037.D	03/21/2013 21:59
FM0020C-CS MSD	680-88298-21 MSD	1CC21038.D	03/21/2013 22:17
FM0020D-GS	680-88298-22	1CC21039.D	03/21/2013 22:36
FM0334A-CS	680-88298-23	1CC21040.D	03/21/2013 22:54
FM0334B-CS	680-88298-24	1CC21041.D	03/21/2013 23:13
HP0021A-CS-SP	680-88298-26	1AC21034.D	03/21/2013 23:31
HP0021B-CS-SP	680-88298-25	1CC21042.D	03/21/2013 23:31
HP0047A-CS-SP	680-88298-27	1AC21035.D	03/21/2013 23:46
CV0578A-CS-SP	680-88298-29	1AC21037.D	03/22/2013 00:16
CV0578B-CS-SP	680-88298-30	1AC21038.D	03/22/2013 00:31
HP0047B-CS-SP	680-88298-28	1CC25029.D	03/25/2013 20:36
CV0579A-CS-SP	680-88298-31	1CC25030.D	03/25/2013 20:54
CV0579B-CS-SP	680-88298-32	1CC25031.D	03/25/2013 21:13

FORM V
GC/MS SEMI VOA INSTRUMENT PERFORMANCE CHECK
DECAFLUOROTRIPHENYLPHOSPHINE (DFTPP)

Lab Name: TestAmerica Tampa Job No.: 680-88298-2
 SDG No.: 68088298-2
 Lab File ID: 1AC15002.D DFTPP Injection Date: 03/15/2013
 Instrument ID: BSMA5973 DFTPP Injection Time: 12:38
 Analysis Batch No.: 135466

M/E	ION ABUNDANCE CRITERIA	% RELATIVE ABUNDANCE
51	10.0 - 80.0 % of mass 198	74.2
68	Less than 2.0 % of mass 69	0.9 (1.5)1
69	Mass 69 relative abundance	60.2
70	Less than 2.0 % of mass 69	0.4 (0.7)1
127	10.0 - 80.0 % of mass 198	48.9
197	Less than 2.0 % of mass 198	0.4
198	Base Peak, 100% relative abundance	100.0
199	5.0 - 9.0 % of mass 198	6.6
275	10.0 - 60.0 % of mass 198	24.1
365	Greater than 1.0 % of mass 198	5.4
441	Present but less than mass 443	7.7
442	Greater than 50.0 % of mass 198	57.8
443	15.0 - 24.0 % of mass 442	11.6 (20.0)2

1-Value is % mass 69

2-Value is % mass 442

THIS CHECK APPLIES TO THE FOLLOWING SAMPLES, MS, MSD, BLANKS AND STANDARDS:

CLIENT SAMPLE ID	LAB SAMPLE ID	LAB FILE ID	DATE ANALYZED	TIME ANALYZED
	ICIS 660-135466/3	1AC15003.D	03/15/2013	12:54
	IC 660-135466/4	1AC15004.D	03/15/2013	13:09
	IC 660-135466/5	1AC15005.D	03/15/2013	13:24
	IC 660-135466/6	1AC15006.D	03/15/2013	13:39
	IC 660-135466/7	1AC15007.D	03/15/2013	13:54
	IC 660-135466/8	1AC15008.D	03/15/2013	14:10
	IC 660-135466/9	1AC15009.D	03/15/2013	14:25
	ICV 660-135466/10	1AC15010.D	03/15/2013	14:39

FORM V
GC/MS SEMI VOA INSTRUMENT PERFORMANCE CHECK
DECAFLUOROTRIPHENYLPHOSPHINE (DFTPP)

Lab Name: TestAmerica Tampa Job No.: 680-88298-2
 SDG No.: 68088298-2
 Lab File ID: 1AC21007.D DFTPP Injection Date: 03/21/2013
 Instrument ID: BSMA5973 DFTPP Injection Time: 16:44
 Analysis Batch No.: 135630

M/E	ION ABUNDANCE CRITERIA	% RELATIVE ABUNDANCE
51	10.0 - 80.0 % of mass 198	73.5
68	Less than 2.0 % of mass 69	0.0 (0.0)1
69	Mass 69 relative abundance	49.5
70	Less than 2.0 % of mass 69	0.0 (0.0)1
127	10.0 - 80.0 % of mass 198	47.2
197	Less than 2.0 % of mass 198	0.0
198	Base Peak, 100% relative abundance	100.0
199	5.0 - 9.0 % of mass 198	8.0
275	10.0 - 60.0 % of mass 198	32.7
365	Greater than 1.0 % of mass 198	6.0
441	Present but less than mass 443	6.1
442	Greater than 50.0 % of mass 198	69.4
443	15.0 - 24.0 % of mass 442	12.0 (17.3)2

1-Value is % mass 69

2-Value is % mass 442

THIS CHECK APPLIES TO THE FOLLOWING SAMPLES, MS, MSD, BLANKS AND STANDARDS:

CLIENT SAMPLE ID	LAB SAMPLE ID	LAB FILE ID	DATE ANALYZED	TIME ANALYZED
	CCVIS 660-135630/9	1AC21008.D	03/21/2013	16:57
HP0021A-CS-SP	680-88298-26	1AC21034.D	03/21/2013	23:31
HP0047A-CS-SP	680-88298-27	1AC21035.D	03/21/2013	23:46
CV0578A-CS-SP	680-88298-29	1AC21037.D	03/22/2013	00:16
CV0578B-CS-SP	680-88298-30	1AC21038.D	03/22/2013	00:31

FORM V
GC/MS SEMI VOA INSTRUMENT PERFORMANCE CHECK
DECAFLUOROTRIPHENYLPHOSPHINE (DFTPP)

Lab Name: TestAmerica Tampa Job No.: 680-88298-2
 SDG No.: 68088298-2
 Lab File ID: 1CB22002.D DFTPP Injection Date: 02/22/2013
 Instrument ID: BSMC5973 DFTPP Injection Time: 11:41
 Analysis Batch No.: 134776

M/E	ION ABUNDANCE CRITERIA	% RELATIVE ABUNDANCE
51	10.0 - 80.0 % of mass 198	42.3
68	Less than 2.0 % of mass 69	0.6 (1.1)1
69	Mass 69 relative abundance	59.2
70	Less than 2.0 % of mass 69	0.3 (0.4)1
127	10.0 - 80.0 % of mass 198	53.6
197	Less than 2.0 % of mass 198	1.0
198	Base Peak, 100% relative abundance	100.0
199	5.0 - 9.0 % of mass 198	8.6
275	10.0 - 60.0 % of mass 198	19.2
365	Greater than 1.0 % of mass 198	2.0
441	Present but less than mass 443	7.5
442	Greater than 50.0 % of mass 198	52.1
443	15.0 - 24.0 % of mass 442	8.7 (16.7)2

1-Value is % mass 69

2-Value is % mass 442

THIS CHECK APPLIES TO THE FOLLOWING SAMPLES, MS, MSD, BLANKS AND STANDARDS:

CLIENT SAMPLE ID	LAB SAMPLE ID	LAB FILE ID	DATE ANALYZED	TIME ANALYZED
	IC 660-134776/3	1CB22003.D	02/22/2013	11:57
	IC 660-134776/4	1CB22004.D	02/22/2013	12:16
	IC 660-134776/5	1CB22005.D	02/22/2013	12:34
	IC 660-134776/6	1CB22006.D	02/22/2013	12:53
	ICIS 660-134776/7	1CB22007.D	02/22/2013	13:11
	IC 660-134776/8	1CB22008.D	02/22/2013	13:29
	IC 660-134776/9	1CB22009.D	02/22/2013	13:48
	ICV 660-134776/10	1CB22010.D	02/22/2013	14:06

FORM V
GC/MS SEMI VOA INSTRUMENT PERFORMANCE CHECK
DECAFLUOROTRIPHENYLPHOSPHINE (DFTPP)

Lab Name: TestAmerica Tampa Job No.: 680-88298-2
 SDG No.: 68088298-2
 Lab File ID: 1CC21003.D DFTPP Injection Date: 03/21/2013
 Instrument ID: BSMC5973 DFTPP Injection Time: 11:33
 Analysis Batch No.: 135643

M/E	ION ABUNDANCE CRITERIA	% RELATIVE ABUNDANCE
51	10.0 - 80.0 % of mass 198	33.5
68	Less than 2.0 % of mass 69	0.6 (1.3)1
69	Mass 69 relative abundance	46.1
70	Less than 2.0 % of mass 69	0.2 (0.4)1
127	10.0 - 80.0 % of mass 198	41.9
197	Less than 2.0 % of mass 198	0.0
198	Base Peak, 100% relative abundance	100.0
199	5.0 - 9.0 % of mass 198	6.1
275	10.0 - 60.0 % of mass 198	21.4
365	Greater than 1.0 % of mass 198	2.7
441	Present but less than mass 443	10.4
442	Greater than 50.0 % of mass 198	73.5
443	15.0 - 24.0 % of mass 442	14.8 (20.1)2

1-Value is % mass 69

2-Value is % mass 442

THIS CHECK APPLIES TO THE FOLLOWING SAMPLES, MS, MSD, BLANKS AND STANDARDS:

CLIENT SAMPLE ID	LAB SAMPLE ID	LAB FILE ID	DATE ANALYZED	TIME ANALYZED
	CCVIS 660-135643/4	1CC21004.D	03/21/2013	11:50
	MB 660-135556/1-A	1CC21032.D	03/21/2013	20:27
	LCS 660-135556/2-A	1CC21033.D	03/21/2013	20:46
FM0020C-CS	680-88298-21	1CC21036.D	03/21/2013	21:40
FM0020C-CS MS	680-88298-21 MS	1CC21037.D	03/21/2013	21:59
FM0020C-CS MSD	680-88298-21 MSD	1CC21038.D	03/21/2013	22:17
FM0020D-GS	680-88298-22	1CC21039.D	03/21/2013	22:36
FM0334A-CS	680-88298-23	1CC21040.D	03/21/2013	22:54
FM0334B-CS	680-88298-24	1CC21041.D	03/21/2013	23:13
HP0021B-CS-SP	680-88298-25	1CC21042.D	03/21/2013	23:31

FORM V
GC/MS SEMI VOA INSTRUMENT PERFORMANCE CHECK
DECAFLUOROTRIPHENYLPHOSPHINE (DFTPP)

Lab Name: TestAmerica Tampa Job No.: 680-88298-2
 SDG No.: 68088298-2
 Lab File ID: 1CC25002.D DFTPP Injection Date: 03/25/2013
 Instrument ID: BSMC5973 DFTPP Injection Time: 12:15
 Analysis Batch No.: 135753

M/E	ION ABUNDANCE CRITERIA	% RELATIVE ABUNDANCE
51	10.0 - 80.0 % of mass 198	34.6
68	Less than 2.0 % of mass 69	0.8 (1.8)1
69	Mass 69 relative abundance	44.5
70	Less than 2.0 % of mass 69	0.2 (0.5)1
127	10.0 - 80.0 % of mass 198	44.5
197	Less than 2.0 % of mass 198	0.7
198	Base Peak, 100% relative abundance	100.0
199	5.0 - 9.0 % of mass 198	7.2
275	10.0 - 60.0 % of mass 198	20.3
365	Greater than 1.0 % of mass 198	2.9
441	Present but less than mass 443	10.2
442	Greater than 50.0 % of mass 198	70.4
443	15.0 - 24.0 % of mass 442	14.7 (20.9)2

1-Value is % mass 69

2-Value is % mass 442

THIS CHECK APPLIES TO THE FOLLOWING SAMPLES, MS, MSD, BLANKS AND STANDARDS:

CLIENT SAMPLE ID	LAB SAMPLE ID	LAB FILE ID	DATE ANALYZED	TIME ANALYZED
	CCVIS 660-135753/3	1CC25003.D	03/25/2013	12:33
HP0047B-CS-SP	680-88298-28	1CC25029.D	03/25/2013	20:36
CV0579A-CS-SP	680-88298-31	1CC25030.D	03/25/2013	20:54
CV0579B-CS-SP	680-88298-32	1CC25031.D	03/25/2013	21:13

FORM VIII
GC/MS SEMI VOA INTERNAL STANDARD AREA AND RETENTION TIME SUMMARY

Lab Name: TestAmerica Tampa Job No.: 680-88298-2
 SDG No.: 68088298-2
 Sample No.: ICIS 660-135466/3 Date Analyzed: 03/15/2013 12:54
 Instrument ID: BSMA5973 GC Column: DB-5MS ID: 250 (um)
 Lab File ID (Standard): 1AC15003.D Heated Purge: (Y/N) N
 Calibration ID: 2833

	NPT		ANT		PHN	
	AREA #	RT #	AREA #	RT #	AREA #	RT #
INITIAL CALIBRATION MID-POINT	466294	2.30	299519	3.32	466296	4.25
UPPER LIMIT	932588	2.80	599038	3.82	932592	4.75
LOWER LIMIT	233147	1.80	149760	2.82	233148	3.75
LAB SAMPLE ID	CLIENT SAMPLE ID					
ICV 660-135466/10	495704	2.31	291089	3.33	473626	4.25

NPT = Naphthalene-d8
 ANT = Acenaphthene-d10
 PHN = Phenanthrene-d10

Area Limit = 50%-200% of internal standard area
 RT Limit = ± 0.5 minutes of internal standard RT

Column used to flag values outside QC limits

FORM VIII
GC/MS SEMI VOA INTERNAL STANDARD AREA AND RETENTION TIME SUMMARY

Lab Name: TestAmerica Tampa Job No.: 680-88298-2
 SDG No.: 68088298-2
 Sample No.: ICIS 660-135466/3 Date Analyzed: 03/15/2013 12:54
 Instrument ID: BSMA5973 GC Column: DB-5MS ID: 250 (um)
 Lab File ID (Standard): 1AC15003.D Heated Purge: (Y/N) N
 Calibration ID: 2833

	CRY		PRY		AREA #	RT #
	AREA #	RT #	AREA #	RT #		
INITIAL CALIBRATION MID-POINT	425528	6.25	422731	7.33		
UPPER LIMIT	851056	6.75	845462	7.83		
LOWER LIMIT	212764	5.75	211366	6.83		
LAB SAMPLE ID	CLIENT SAMPLE ID					
ICV 660-135466/10	433094	6.24	475583	7.33		

CRY = Chrysene-d12
 PRY = Perylene-d12

Area Limit = 50%-200% of internal standard area
 RT Limit = ± 0.5 minutes of internal standard RT

Column used to flag values outside QC limits

FORM VIII
GC/MS SEMI VOA INTERNAL STANDARD AREA AND RETENTION TIME SUMMARY

Lab Name: TestAmerica Tampa Job No.: 680-88298-2
 SDG No.: 68088298-2
 Sample No.: CCVIS 660-135630/9 Date Analyzed: 03/21/2013 16:57
 Instrument ID: BSMA5973 GC Column: DB-5MS ID: 250 (um)
 Lab File ID (Standard): 1AC21008.D Heated Purge: (Y/N) N
 Calibration ID: 2833

	NPT		ANT		PHN			
	AREA #	RT #	AREA #	RT #	AREA #	RT #		
12/24 HOUR STD	532825	2.28	367475	3.30	534008	4.22		
UPPER LIMIT	1065650	2.78	734950	3.80	1068016	4.72		
LOWER LIMIT	266413	1.78	183738	2.80	267004	3.72		
LAB SAMPLE ID	CLIENT SAMPLE ID							
680-88298-26	HP0021A-CS-SP		425537	2.29	375516	3.31	552822	4.24
680-88298-27	HP0047A-CS-SP		530977	2.29	418755	3.31	633175	4.24
680-88298-29	CV0578A-CS-SP		450446	2.30	355608	3.32	542965	4.23
680-88298-30	CV0578B-CS-SP		453681	2.29	368791	3.31	592362	4.24

NPT = Naphthalene-d8
 ANT = Acenaphthene-d10
 PHN = Phenanthrene-d10

Area Limit = 50%-200% of internal standard area
 RT Limit = ± 0.5 minutes of internal standard RT

Column used to flag values outside QC limits

FORM VIII
GC/MS SEMI VOA INTERNAL STANDARD AREA AND RETENTION TIME SUMMARY

Lab Name: TestAmerica Tampa Job No.: 680-88298-2
 SDG No.: 68088298-2
 Sample No.: CCVIS 660-135630/9 Date Analyzed: 03/21/2013 16:57
 Instrument ID: BSMA5973 GC Column: DB-5MS ID: 250 (um)
 Lab File ID (Standard): 1AC21008.D Heated Purge: (Y/N) N
 Calibration ID: 2833

	CRY		PRY		AREA #	RT #
	AREA #	RT #	AREA #	RT #		
12/24 HOUR STD	425959	6.21	463345	7.29		
UPPER LIMIT	851918	6.71	926690	7.79		
LOWER LIMIT	212980	5.71	231673	6.79		
LAB SAMPLE ID	CLIENT SAMPLE ID					
680-88298-26	HP0021A-CS-SP		513458	6.24	657517	7.34
680-88298-27	HP0047A-CS-SP		580656	6.24	739562	7.34
680-88298-29	CV0578A-CS-SP		525862	6.24	649835	7.33
680-88298-30	CV0578B-CS-SP		558147	6.24	633531	7.34

CRY = Chrysene-d12

PRY = Perylene-d12

Area Limit = 50%-200% of internal standard area

RT Limit = ± 0.5 minutes of internal standard RT

Column used to flag values outside QC limits

FORM VIII 8270C LL

FORM VIII
GC/MS SEMI VOA INTERNAL STANDARD AREA AND RETENTION TIME SUMMARY

Lab Name: TestAmerica Tampa Job No.: 680-88298-2
 SDG No.: 68088298-2
 Sample No.: ICIS 660-134776/7 Date Analyzed: 02/22/2013 13:11
 Instrument ID: BSMC5973 GC Column: DB-5MS ID: 250 (um)
 Lab File ID (Standard): 1CB22007.D Heated Purge: (Y/N) N
 Calibration ID: 2760

	NPT		ANT		PHN	
	AREA #	RT #	AREA #	RT #	AREA #	RT #
INITIAL CALIBRATION MID-POINT	1215005	3.80	932815	4.89	1859738	5.85
UPPER LIMIT	2430010	4.30	1865630	5.39	3719476	6.35
LOWER LIMIT	607503	3.30	466408	4.39	929869	5.35
LAB SAMPLE ID	CLIENT SAMPLE ID					
ICV 660-134776/10	1383069	3.80	1075067	4.89	2141313	5.85

NPT = Naphthalene-d8
 ANT = Acenaphthene-d10
 PHN = Phenanthrene-d10

Area Limit = 50%-200% of internal standard area
 RT Limit = ± 0.5 minutes of internal standard RT

Column used to flag values outside QC limits

FORM VIII
GC/MS SEMI VOA INTERNAL STANDARD AREA AND RETENTION TIME SUMMARY

Lab Name: TestAmerica Tampa Job No.: 680-88298-2
 SDG No.: 68088298-2
 Sample No.: ICIS 660-134776/7 Date Analyzed: 02/22/2013 13:11
 Instrument ID: BSMC5973 GC Column: DB-5MS ID: 250 (um)
 Lab File ID (Standard): 1CB22007.D Heated Purge: (Y/N) N
 Calibration ID: 2760

	CRY		PRY		AREA #	RT #
	AREA #	RT #	AREA #	RT #		
INITIAL CALIBRATION MID-POINT	2424157	7.80	2664188	9.02		
UPPER LIMIT	4848314	8.30	5328376	9.52		
LOWER LIMIT	1212079	7.30	1332094	8.52		
LAB SAMPLE ID	CLIENT SAMPLE ID					
ICV 660-134776/10	2766374	7.80	3034368	9.02		

CRY = Chrysene-d12
 PRY = Perylene-d12

Area Limit = 50%-200% of internal standard area
 RT Limit = ± 0.5 minutes of internal standard RT

Column used to flag values outside QC limits

FORM VIII
GC/MS SEMI VOA INTERNAL STANDARD AREA AND RETENTION TIME SUMMARY

Lab Name: TestAmerica Tampa Job No.: 680-88298-2
 SDG No.: 68088298-2
 Sample No.: CCVIS 660-135643/4 Date Analyzed: 03/21/2013 11:50
 Instrument ID: BSMC5973 GC Column: DB-5MS ID: 250 (um)
 Lab File ID (Standard): 1CC21004.D Heated Purge: (Y/N) N
 Calibration ID: 2760

	NPT		ANT		PHN		
	AREA #	RT #	AREA #	RT #	AREA #	RT #	
12/24 HOUR STD	840044	3.74	651490	4.83	1219756	5.77	
UPPER LIMIT	1680088	4.24	1302980	5.33	2439512	6.27	
LOWER LIMIT	420022	3.24	325745	4.33	609878	5.27	
LAB SAMPLE ID	CLIENT SAMPLE ID						
MB 660-135556/1-A		851567	3.74	663430	4.83	1242632	5.77
LCS 660-135556/2-A		931773	3.74	775277	4.83	1425754	5.77
680-88298-21	FM0020C-CS	943990	3.74	765027	4.83	1377557	5.77
680-88298-21 MS	FM0020C-CS MS	984901	3.74	791260	4.83	1392985	5.77
680-88298-21 MSD	FM0020C-CS MSD	969283	3.74	773955	4.83	1390983	5.77
680-88298-22	FM0020D-GS	968734	3.74	774867	4.83	1411063	5.77
680-88298-23	FM0334A-CS	975113	3.74	747886	4.83	1409385	5.77
680-88298-24	FM0334B-CS	917926	3.74	755091	4.83	1337240	5.77
680-88298-25	HP0021B-CS-SP	1078673	3.74	844404	4.83	1542375	5.77

NPT = Naphthalene-d8

ANT = Acenaphthene-d10

PHN = Phenanthrene-d10

Area Limit = 50%-200% of internal standard area

RT Limit = ± 0.5 minutes of internal standard RT

Column used to flag values outside QC limits

FORM VIII
GC/MS SEMI VOA INTERNAL STANDARD AREA AND RETENTION TIME SUMMARY

Lab Name: TestAmerica Tampa Job No.: 680-88298-2
 SDG No.: 68088298-2
 Sample No.: CCVIS 660-135643/4 Date Analyzed: 03/21/2013 11:50
 Instrument ID: BSMC5973 GC Column: DB-5MS ID: 250 (um)
 Lab File ID (Standard): 1CC21004.D Heated Purge: (Y/N) N
 Calibration ID: 2760

	CRY		PRY		AREA #	RT #
	AREA #	RT #	AREA #	RT #		
12/24 HOUR STD	1556594	7.72	1584646	8.90		
UPPER LIMIT	3113188	8.22	3169292	9.40		
LOWER LIMIT	778297	7.22	792323	8.40		
LAB SAMPLE ID	CLIENT SAMPLE ID					
MB 660-135556/1-A		1292802	7.72	1269070	8.90	
LCS 660-135556/2-A		1511839	7.72	1425427	8.90	
680-88298-21	FM0020C-CS	1425975	7.72	1324069	8.90	
680-88298-21 MS	FM0020C-CS MS	1507020	7.72	1369916	8.90	
680-88298-21 MSD	FM0020C-CS MSD	1480189	7.72	1390044	8.91	
680-88298-22	FM0020D-GS	1438575	7.72	1361225	8.90	
680-88298-23	FM0334A-CS	1477610	7.72	1430837	8.90	
680-88298-24	FM0334B-CS	1384636	7.72	1300464	8.90	
680-88298-25	HP0021B-CS-SP	1572450	7.72	1432439	8.90	

CRY = Chrysene-d12

PRY = Perylene-d12

Area Limit = 50%-200% of internal standard area

RT Limit = ± 0.5 minutes of internal standard RT

Column used to flag values outside QC limits

FORM VIII 8270C LL

FORM VIII
GC/MS SEMI VOA INTERNAL STANDARD AREA AND RETENTION TIME SUMMARY

Lab Name: TestAmerica Tampa Job No.: 680-88298-2
 SDG No.: 68088298-2
 Sample No.: CCVIS 660-135753/3 Date Analyzed: 03/25/2013 12:33
 Instrument ID: BSMC5973 GC Column: DB-5MS ID: 250 (um)
 Lab File ID (Standard): 1CC25003.D Heated Purge: (Y/N) N
 Calibration ID: 2760

	NPT		ANT		PHN			
	AREA #	RT #	AREA #	RT #	AREA #	RT #		
12/24 HOUR STD	865252	3.73	707658	4.82	1324682	5.77		
UPPER LIMIT	1730504	4.23	1415316	5.32	2649364	6.27		
LOWER LIMIT	432626	3.23	353829	4.32	662341	5.27		
LAB SAMPLE ID	CLIENT SAMPLE ID							
680-88298-28	HP0047B-CS-SP		831412	3.73	710050	4.82	1305439	5.77
680-88298-31	CV0579A-CS-SP		896812	3.73	739022	4.82	1322833	5.77
680-88298-32	CV0579B-CS-SP		813705	3.73	652108	4.82	1267891	5.77

NPT = Naphthalene-d8
 ANT = Acenaphthene-d10
 PHN = Phenanthrene-d10

Area Limit = 50%-200% of internal standard area
 RT Limit = ± 0.5 minutes of internal standard RT

Column used to flag values outside QC limits

FORM VIII
GC/MS SEMI VOA INTERNAL STANDARD AREA AND RETENTION TIME SUMMARY

Lab Name: TestAmerica Tampa Job No.: 680-88298-2
 SDG No.: 68088298-2
 Sample No.: CCVIS 660-135753/3 Date Analyzed: 03/25/2013 12:33
 Instrument ID: BSMC5973 GC Column: DB-5MS ID: 250 (um)
 Lab File ID (Standard): 1CC25003.D Heated Purge: (Y/N) N
 Calibration ID: 2760

	CRY		PRY		AREA #	RT #
	AREA #	RT #	AREA #	RT #		
12/24 HOUR STD	1661991	7.72	1628045	8.90		
UPPER LIMIT	3323982	8.22	3256090	9.40		
LOWER LIMIT	830996	7.22	814023	8.40		
LAB SAMPLE ID	CLIENT SAMPLE ID					
680-88298-28	HP0047B-CS-SP		1335005	7.71	1233638	8.90
680-88298-31	CV0579A-CS-SP		1390598	7.72	1267093	8.90
680-88298-32	CV0579B-CS-SP		1290547	7.71	1207739	8.90

CRY = Chrysene-d12
 PRY = Perylene-d12

Area Limit = 50%-200% of internal standard area
 RT Limit = ± 0.5 minutes of internal standard RT

Column used to flag values outside QC limits

FORM I
GC/MS SEMI VOA ORGANICS ANALYSIS DATA SHEET

Lab Name: TestAmerica Tampa Job No.: 680-88298-2
 SDG No.: 68088298-2
 Client Sample ID: FM0020C-CS Lab Sample ID: 680-88298-21
 Matrix: Solid Lab File ID: 1CC21036.D
 Analysis Method: 8270C LL Date Collected: 03/12/2013 09:45
 Extract. Method: 3546 Date Extracted: 03/20/2013 08:31
 Sample wt/vol: 15.12(g) Date Analyzed: 03/21/2013 21:40
 Con. Extract Vol.: 1(mL) Dilution Factor: 1
 Injection Volume: 1(uL) Level: (low/med) Low
 % Moisture: 31.5 GPC Cleanup: (Y/N) N
 Analysis Batch No.: 135643 Units: ug/Kg

CAS NO.	COMPOUND NAME	RESULT	Q	RL	MDL
83-32-9	Acenaphthene	140	U	140	29
208-96-8	Acenaphthylene	58	U	58	7.2
120-12-7	Anthracene	18		12	6.1
56-55-3	Benzo[a]anthracene	86		12	5.6
50-32-8	Benzo[a]pyrene	70		15	7.5
205-99-2	Benzo[b]fluoranthene	110		18	8.8
191-24-2	Benzo[g,h,i]perylene	36		29	6.4
207-08-9	Benzo[k]fluoranthene	55		12	5.2
218-01-9	Chrysene	86		13	6.5
53-70-3	Dibenz(a,h)anthracene	18	J	29	5.9
206-44-0	Fluoranthene	150		29	5.8
86-73-7	Fluorene	12	J	29	5.9
193-39-5	Indeno[1,2,3-cd]pyrene	35		29	10
90-12-0	1-Methylnaphthalene	39	J	58	6.4
91-57-6	2-Methylnaphthalene	60		58	10
91-20-3	Naphthalene	83		58	6.4
85-01-8	Phenanthrene	110		12	5.6
129-00-0	Pyrene	140		29	5.4

CAS NO.	SURROGATE	%REC	Q	LIMITS
84-15-1	o-Terphenyl	62		30-130

TestAmerica Laboratories

Semivolatiles 8270C low level PAH

Data file : \\tam-chemsvr\chem\SM\BSMC5973.i\1C032113.b\1CC21036.D
 Lab Smp Id: 680-88298-A-21-A Client Smp ID: FM0020C-CS
 Inj Date : 21-MAR-2013 21:40
 Operator : SCC Inst ID: BSMC5973.i
 Smp Info : 680-88298-a-21-a
 Misc Info : 680-88298-A-21-A
 Comment :
 Method : \\tam-chemsvr\chem\SM\BSMC5973.i\1C032113.b\a-bFASTPAHi-m.m
 Meth Date : 21-Mar-2013 12:06 cantins Quant Type: ISTD
 Cal Date : 22-FEB-2013 13:48 Cal File: 1CB22009.D
 Als bottle: 35
 Dil Factor: 1.00000
 Integrator: HP RTE Compound Sublist: pah.sub
 Target Version: 4.14
 Processing Host: TAM1000

Concentration Formula:

$$\text{Amt} * \text{DF} * 1/\text{Vi} * \text{Vt}/\text{Ws} * 100/(100 - \text{M}) * \text{A} * \text{B} * \text{C} * \text{D} * \text{GPC} * \text{CpndVariable}$$

Name	Value	Description
DF	1.000	Dilution Factor
Vi	1.000	Injection Volume
Vt	1.000	Final Volume
Ws	15.120	Weight Extracted
M	31.507	% Moisture
A	1000.000	uL to mL conversion
B	1000.000	g to kg conversion
C	0.00100	ng to ug conversion
D	1.000	ug to mg conversion(value = 1 if no conv)
GPC	1.000	GPC FACTOR
Cpnd Variable		Local Compound Variable

Compounds	QUANT	SIG	MASS	RT	EXP RT	REL RT	RESPONSE	CONCENTRATIONS	
								ON-COLUMN (ug/ml)	FINAL (ug/Kg)
* 1 Naphthalene-d8	136		3.739	3.739	(1.000)	943990	40.0000		
* 6 Acenaphthene-d10	164		4.827	4.827	(1.000)	765027	40.0000		
* 10 Phenanthrene-d10	188		5.774	5.774	(1.000)	1377557	40.0000		
\$ 14 o-Terphenyl	230		6.027	6.027	(1.044)	128480	6.17729	596.4843	
* 18 Chrysene-d12	240		7.715	7.715	(1.000)	1425975	40.0000		
* 23 Perylene-d12	264		8.904	8.898	(1.000)	1324069	40.0000		
2 Naphthalene	128		3.751	3.751	(1.003)	21232	0.86395	83.4232	
3 2-Methylnaphthalene	142		4.180	4.180	(1.118)	10166	0.62014	59.8814	
4 1-Methylnaphthalene	142		4.239	4.239	(1.134)	5996	0.40160	38.7792(Q)	
9 Fluorene	166		5.163	5.162	(1.069)	2970	0.12250	11.8285	
11 Phenanthrene	178		5.792	5.792	(1.003)	44399	1.11463	107.6298	
12 Anthracene	178		5.827	5.821	(1.009)	7259	0.18634	17.9928	
13 Carbazole	167		5.933	5.933	(1.028)	5783	0.16700	16.1253	
15 Fluoranthene	202		6.627	6.627	(1.148)	69214	1.58668	153.2115	

Compounds	QUANT SIG		CONCENTRATIONS				
	MASS	RT	EXP RT	REL RT	RESPONSE	ON-COLUMN (ug/ml)	FINAL (ug/Kg)
-----	----	----	-----	-----	-----	-----	-----
16 Pyrene	202	6.798	6.792	(0.881)	56216	1.46698	141.6523
17 Benzo(a)anthracene	228	7.709	7.709	(0.999)	36708	0.89191	86.1240
19 Chrysene	228	7.733	7.733	(1.002)	36718	0.89149	86.0828
20 Benzo(b)fluoranthene	252	8.556	8.551	(0.961)	39466	1.14054	110.1317
21 Benzo(k)fluoranthene	252	8.574	8.574	(0.963)	20188	0.56872	54.9162
22 Benzo(a)pyrene	252	8.851	8.845	(0.994)	24487	0.72855	70.3491
24 Indeno(1,2,3-cd)pyrene	276	10.080	10.068	(1.132)	11500	0.36372	35.1206(M)
25 Dibenzo(a,h)anthracene	278	10.086	10.086	(1.133)	5715	0.18479	17.8434
26 Benzo(g,h,i)perylene	276	10.427	10.421	(1.171)	12398	0.37484	36.1950

QC Flag Legend

Q - Qualifier signal failed the ratio test.
M - Compound response manually integrated.

Data File: 1CC21036.D

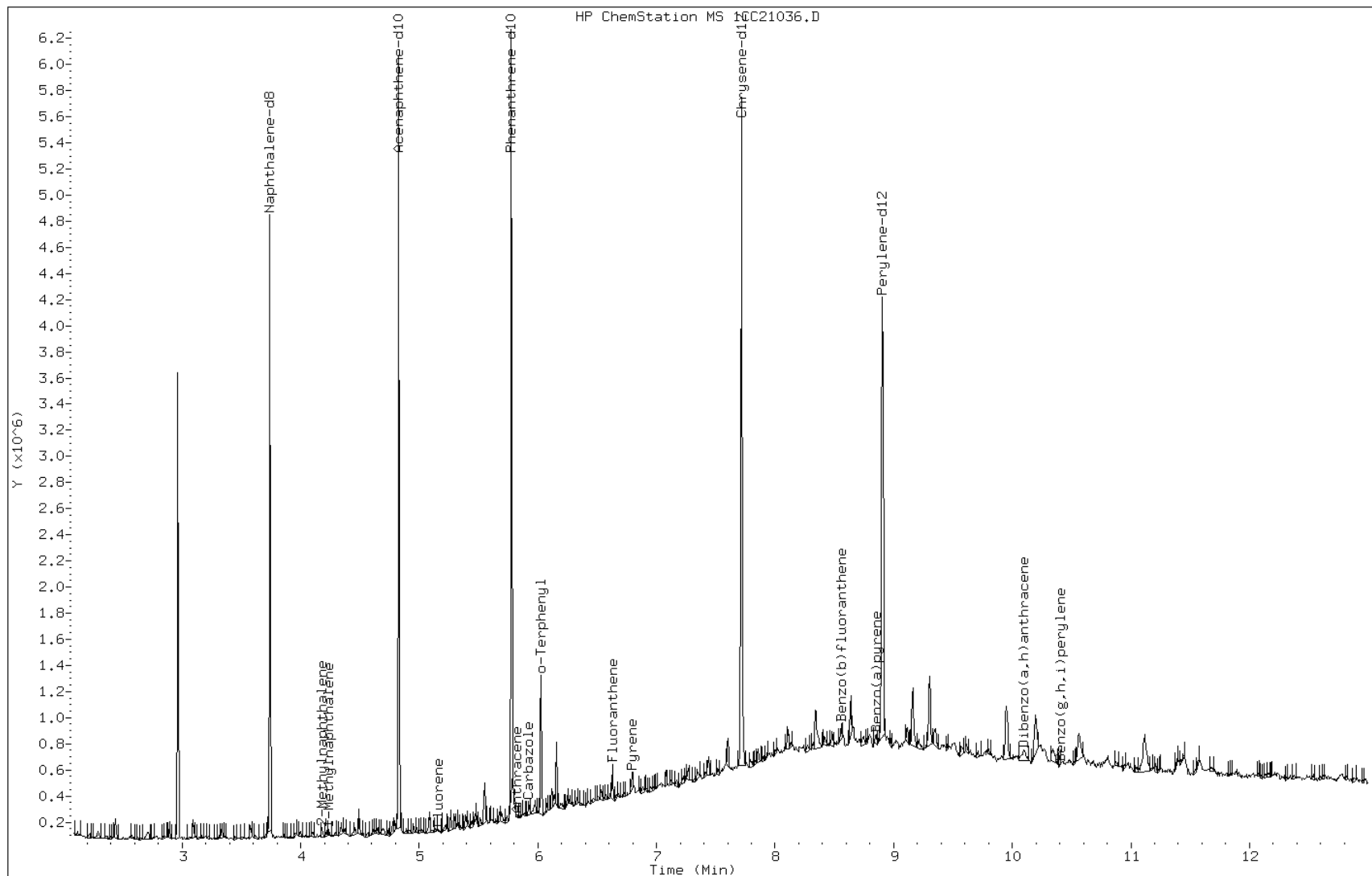
Date: 21-MAR-2013 21:40

Client ID: FM0020C-CS

Instrument: BSMC5973.i

Sample Info: 680-88298-a-21-a

Operator: SCC



Data File: 1CC21036.D

Date: 21-MAR-2013 21:40

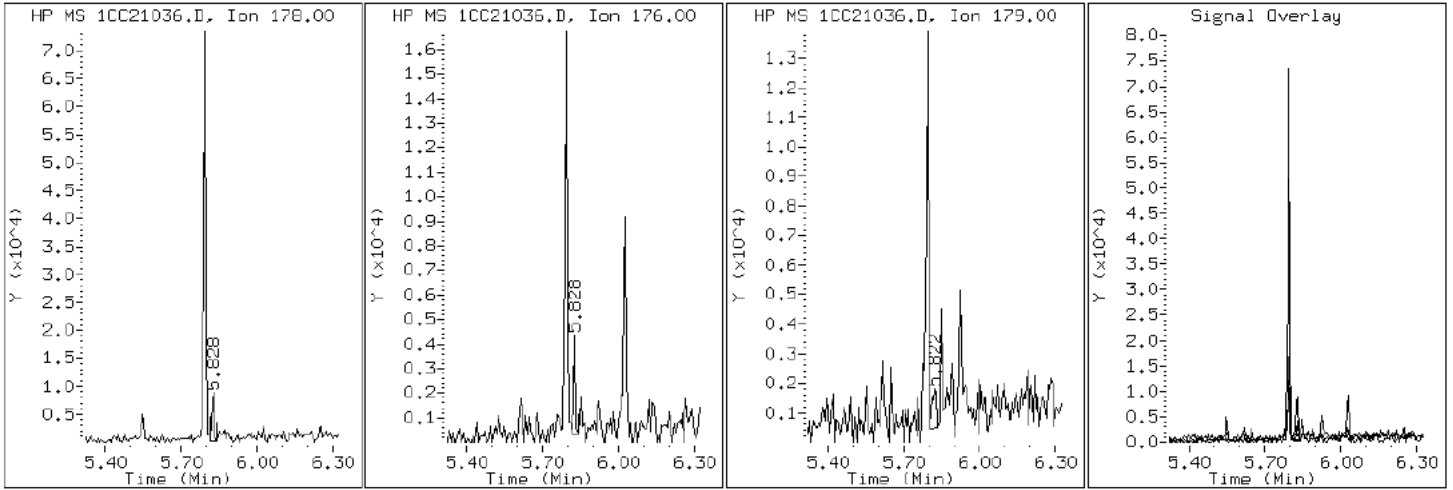
Client ID: FM0020C-CS

Instrument: BSMC5973.i

Sample Info: 680-88298-a-21-a

Operator: SCC

12 Anthracene



Data File: 1CC21036.D

Date: 21-MAR-2013 21:40

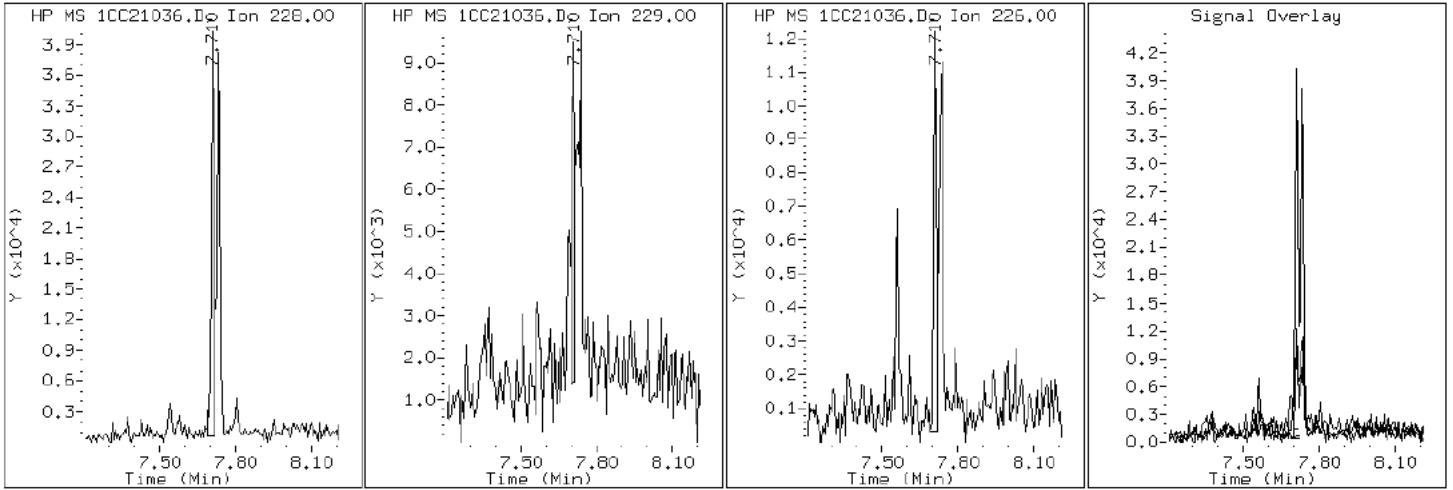
Client ID: FM0020C-CS

Instrument: BSMC5973.i

Sample Info: 680-88298-a-21-a

Operator: SCC

17 Benzo(a)anthracene



Data File: 1CC21036.D

Date: 21-MAR-2013 21:40

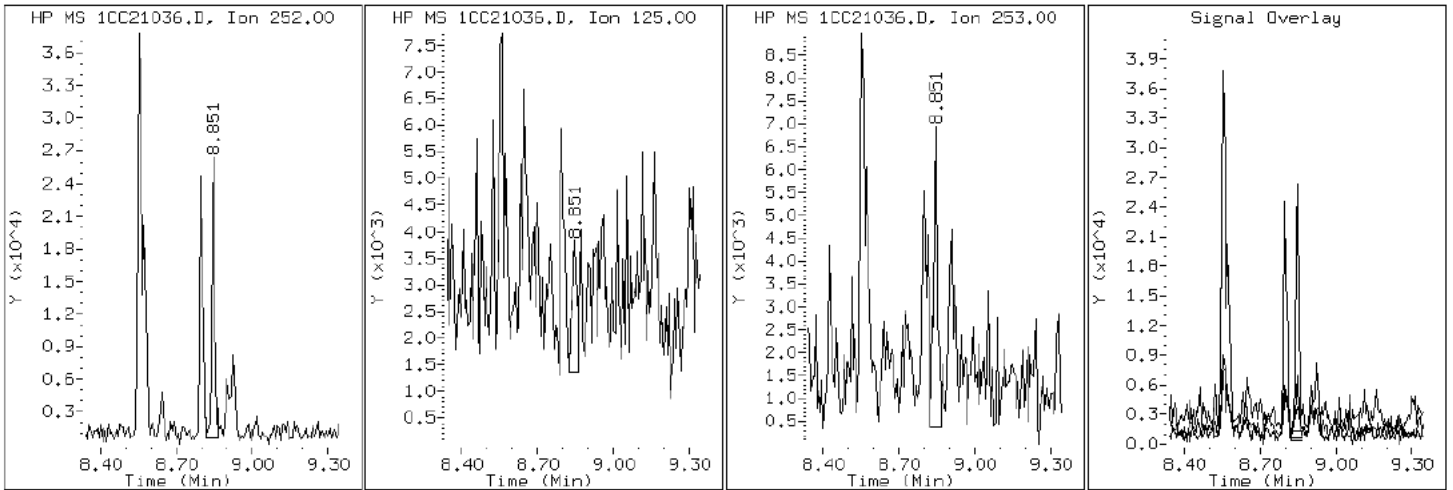
Client ID: FM0020C-CS

Instrument: BSMC5973.i

Sample Info: 680-88298-a-21-a

Operator: SCC

22 Benzo(a)pyrene



Data File: 1CC21036.D

Date: 21-MAR-2013 21:40

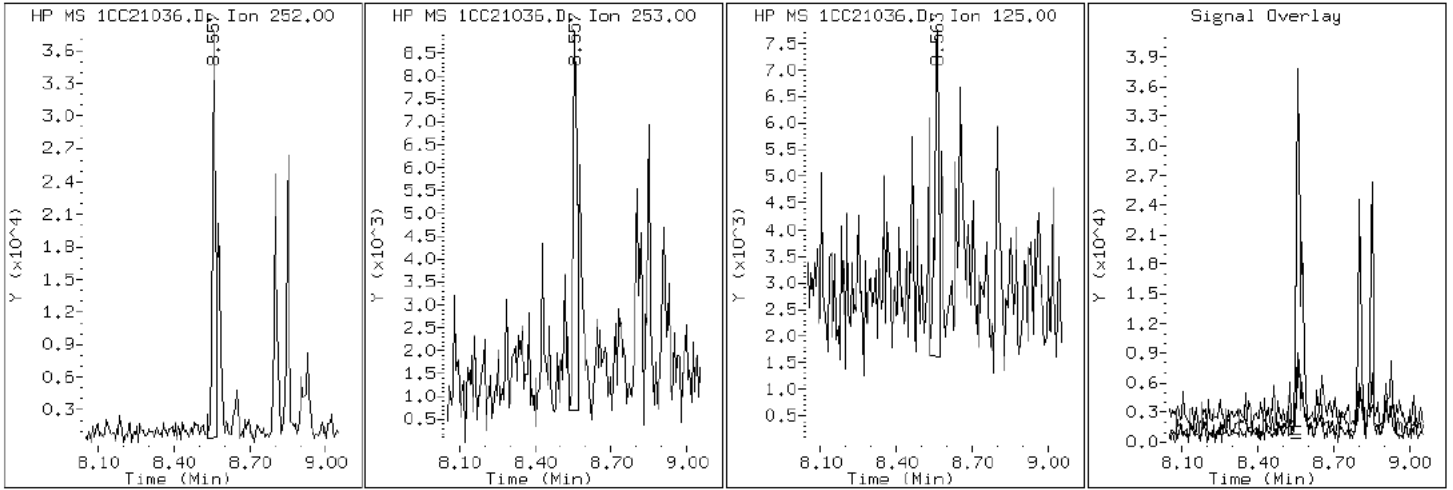
Client ID: FM0020C-CS

Instrument: BSMC5973.i

Sample Info: 680-88298-a-21-a

Operator: SCC

20 Benzo (b) fluoranthene



Data File: 1CC21036.D

Date: 21-MAR-2013 21:40

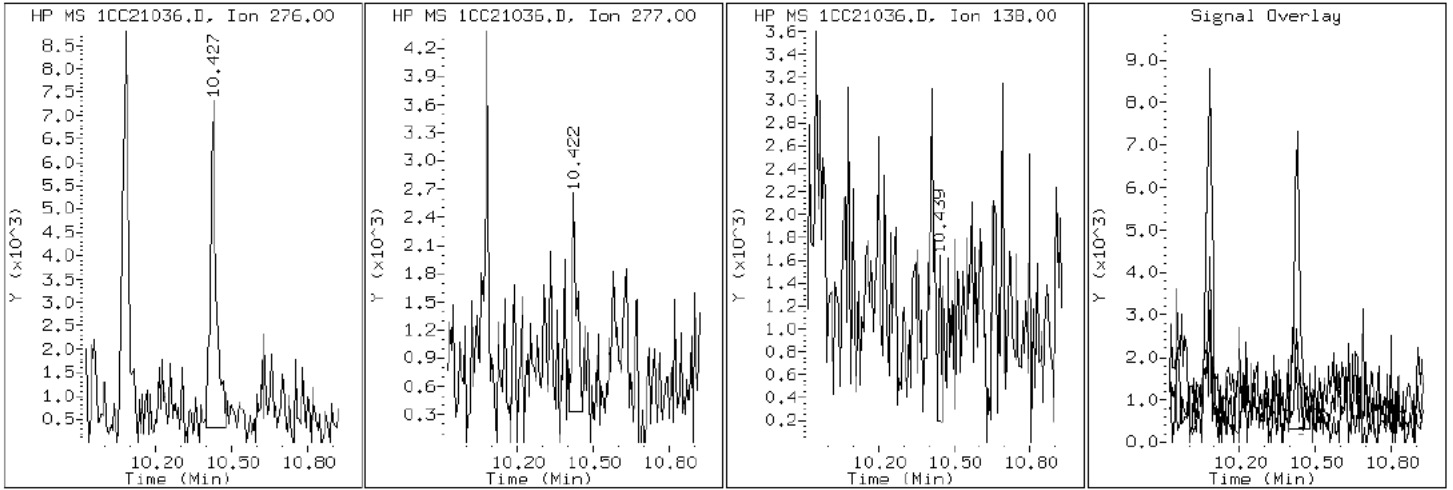
Client ID: FM0020C-CS

Instrument: BSMC5973.i

Sample Info: 680-88298-a-21-a

Operator: SCC

26 Benzo(g,h,i)perylene



Data File: 1CC21036.D

Date: 21-MAR-2013 21:40

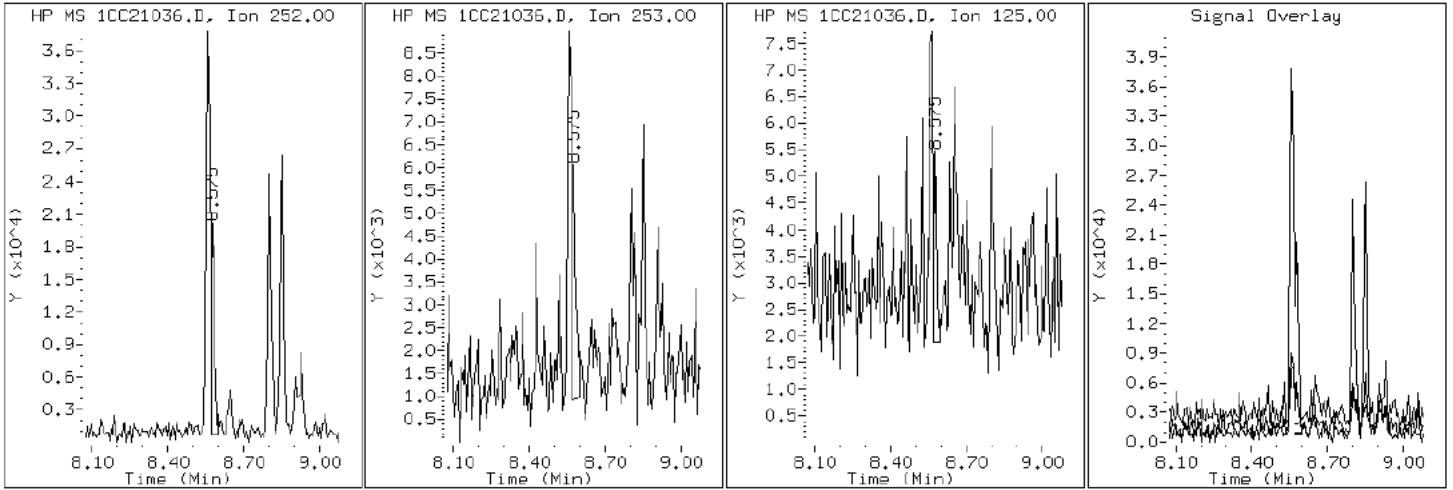
Client ID: FM0020C-CS

Instrument: BSMC5973.i

Sample Info: 680-88298-a-21-a

Operator: SCC

21 Benzo(k)fluoranthene



Data File: 1CC21036.D

Date: 21-MAR-2013 21:40

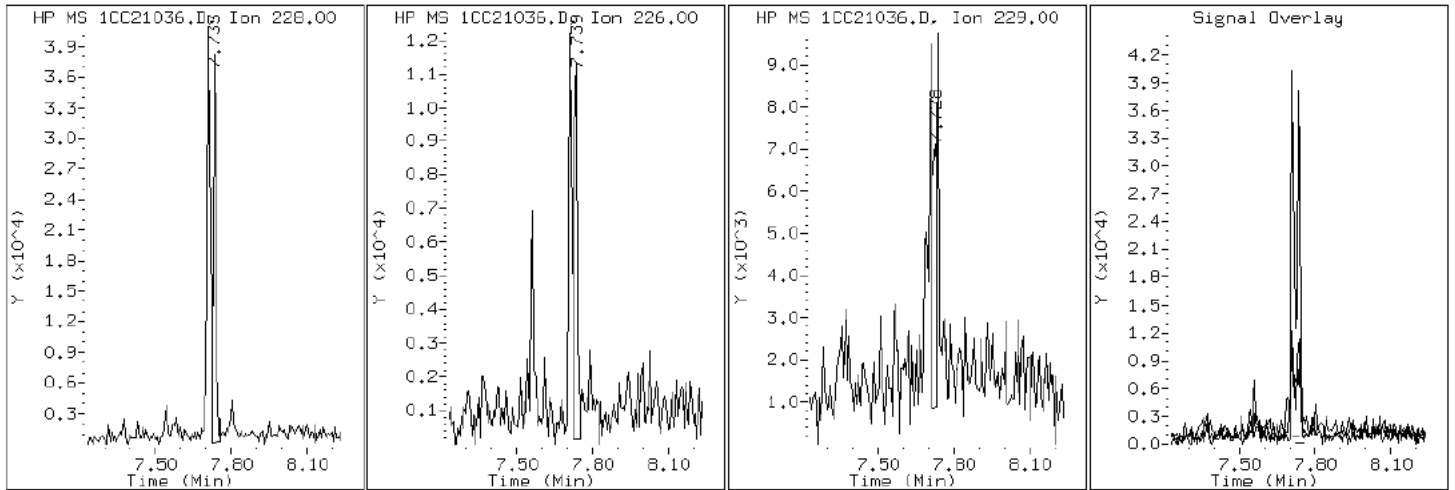
Client ID: FM0020C-CS

Instrument: BSMC5973.i

Sample Info: 680-88298-a-21-a

Operator: SCC

19 Chrysene



Data File: 1CC21036.D

Date: 21-MAR-2013 21:40

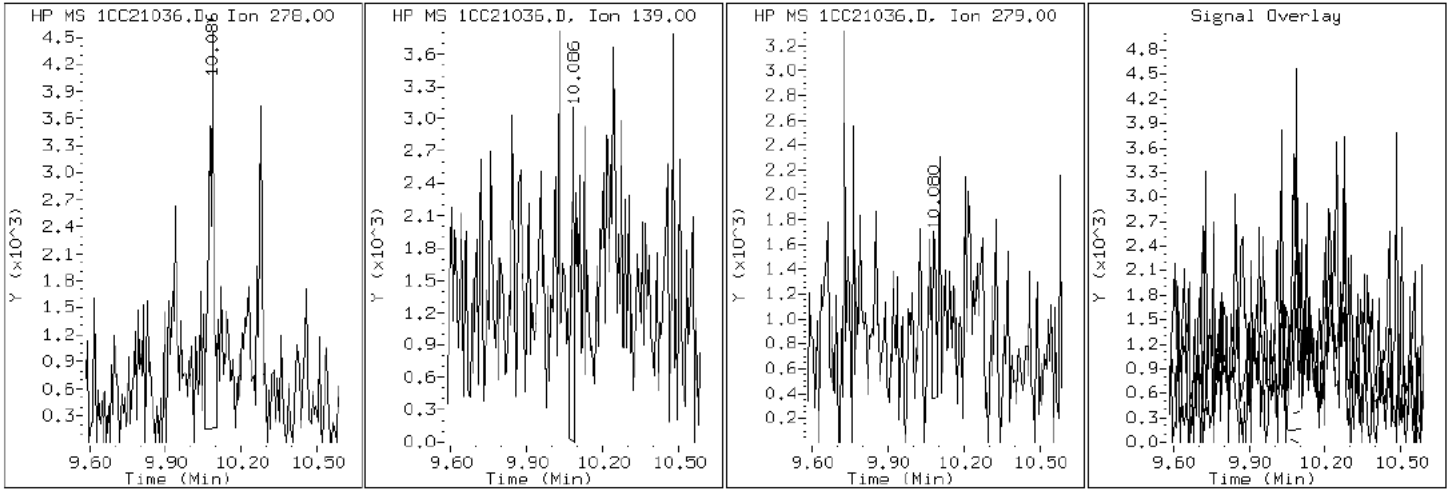
Client ID: FM0020C-CS

Instrument: BSMC5973.i

Sample Info: 680-88298-a-21-a

Operator: SCC

25 Dibenzo (a,h) anthracene



Data File: 1CC21036.D

Date: 21-MAR-2013 21:40

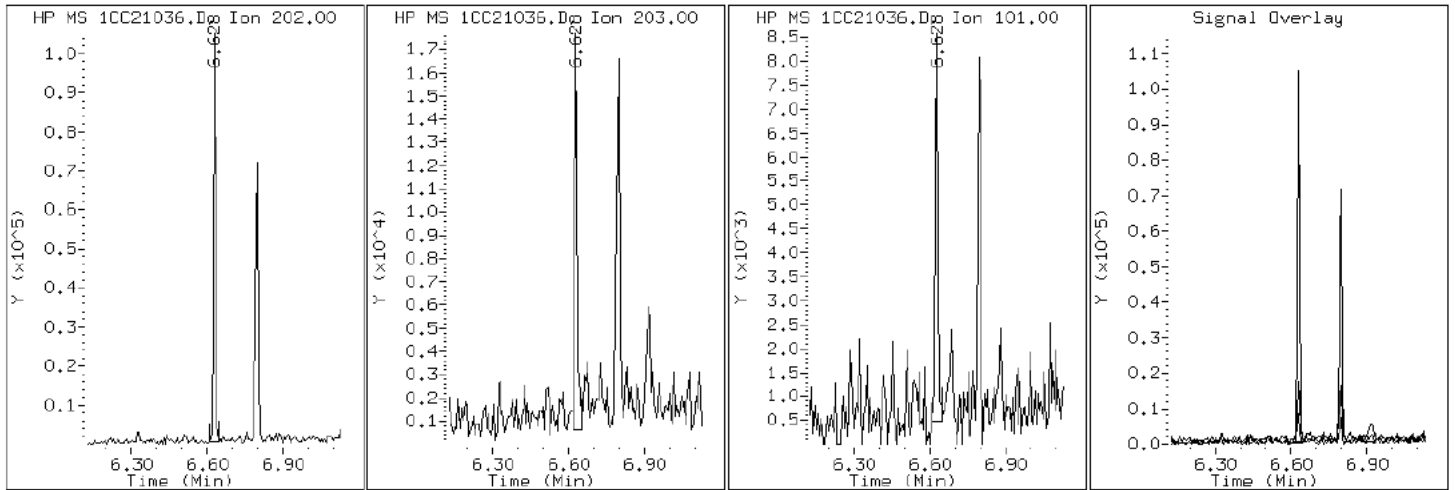
Client ID: FM0020C-CS

Instrument: BSMC5973.i

Sample Info: 680-88298-a-21-a

Operator: SCC

15 Fluoranthene



Data File: 1CC21036.D

Date: 21-MAR-2013 21:40

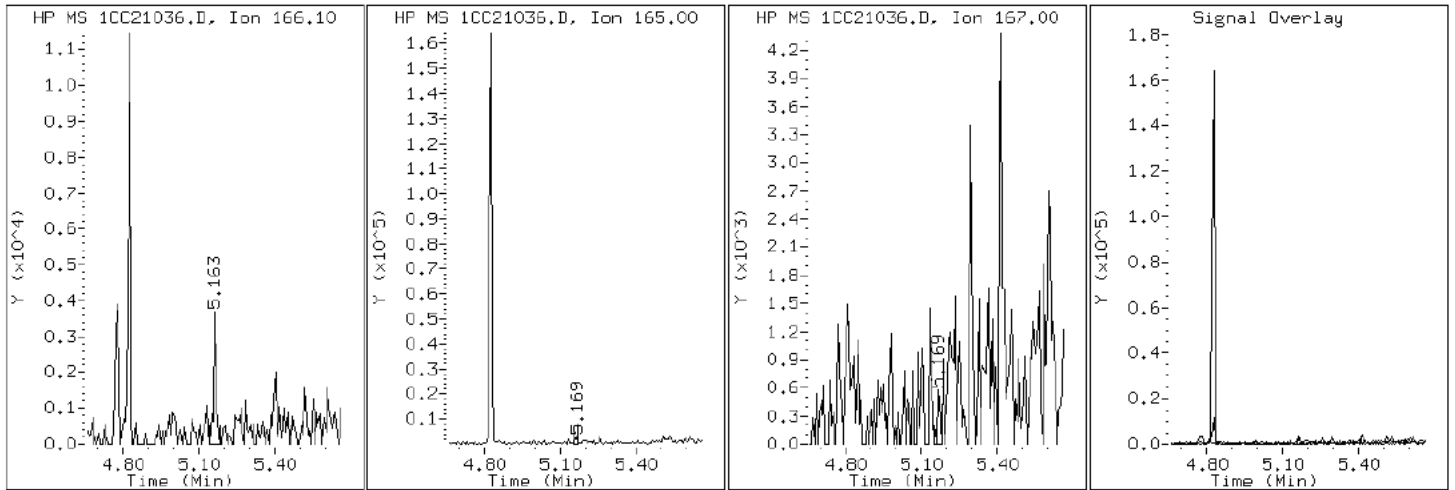
Client ID: FM0020C-CS

Instrument: BSMC5973.i

Sample Info: 680-88298-a-21-a

Operator: SCC

9 Fluorene



Data File: 1CC21036.D

Date: 21-MAR-2013 21:40

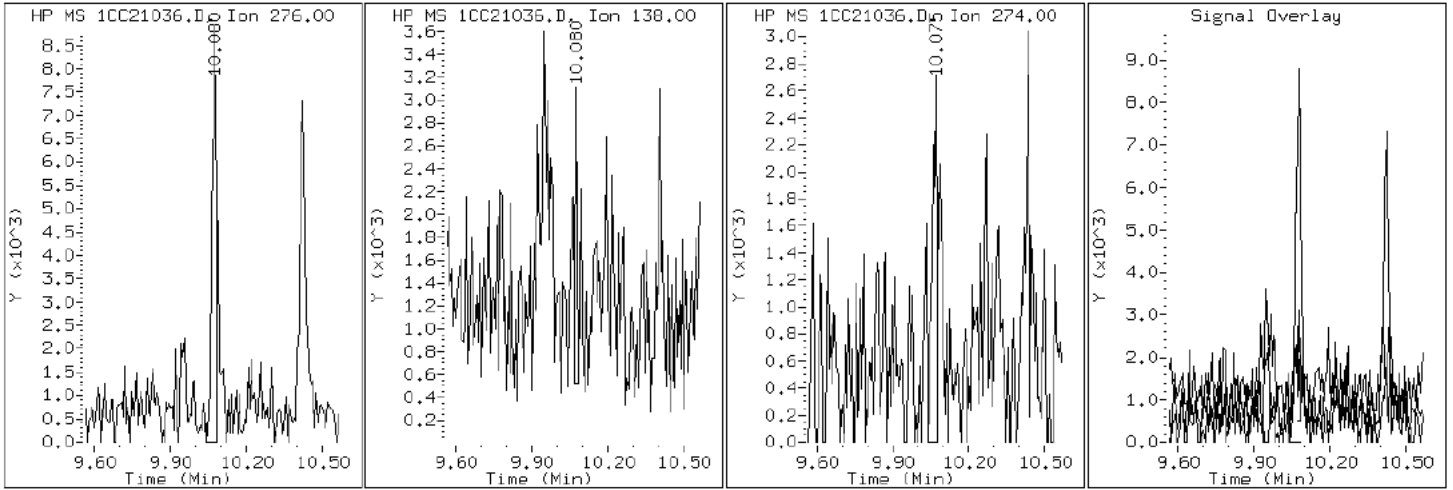
Client ID: FM0020C-CS

Instrument: BSMC5973.i

Sample Info: 680-88298-a-21-a

Operator: SCC

24 Indeno(1,2,3-cd)pyrene



Data File: 1CC21036.D

Date: 21-MAR-2013 21:40

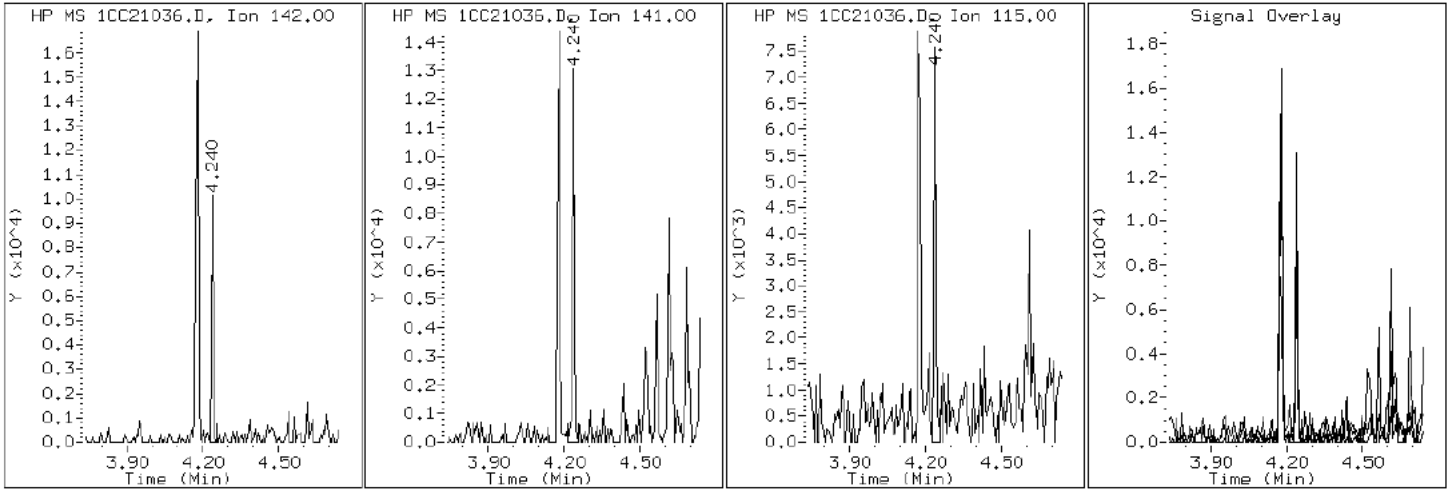
Client ID: FM0020C-CS

Instrument: BSMC5973.i

Sample Info: 680-88298-a-21-a

Operator: SCC

4 1-Methylnaphthalene



Data File: 1CC21036.D

Date: 21-MAR-2013 21:40

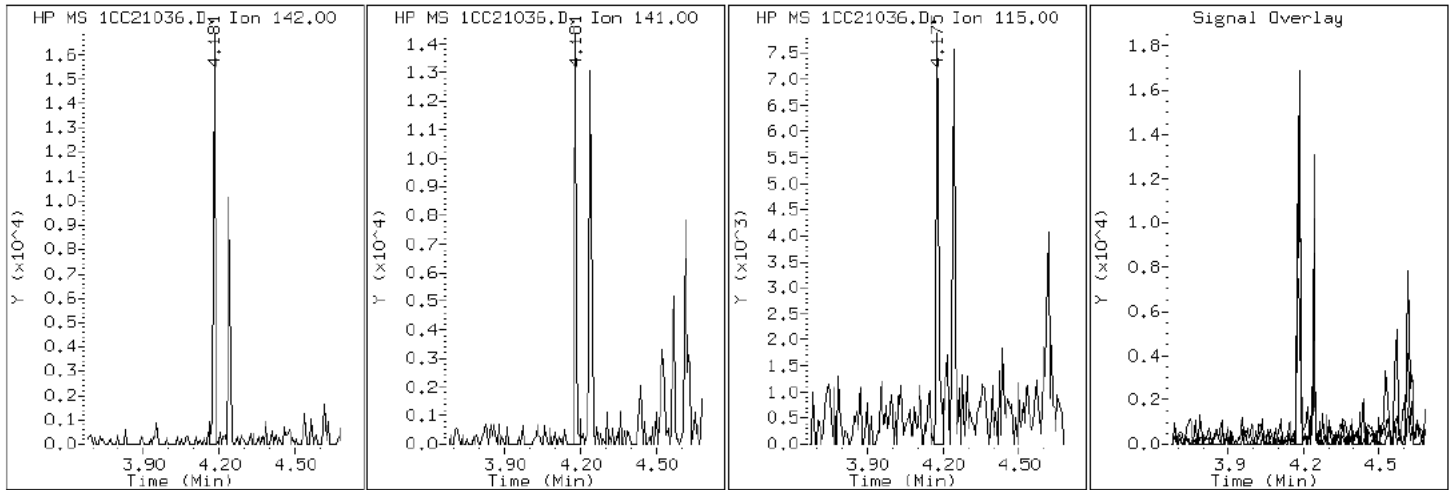
Client ID: FM0020C-CS

Instrument: BSMC5973.i

Sample Info: 680-88298-a-21-a

Operator: SCC

3 2-Methylnaphthalene



Data File: 1CC21036.D

Date: 21-MAR-2013 21:40

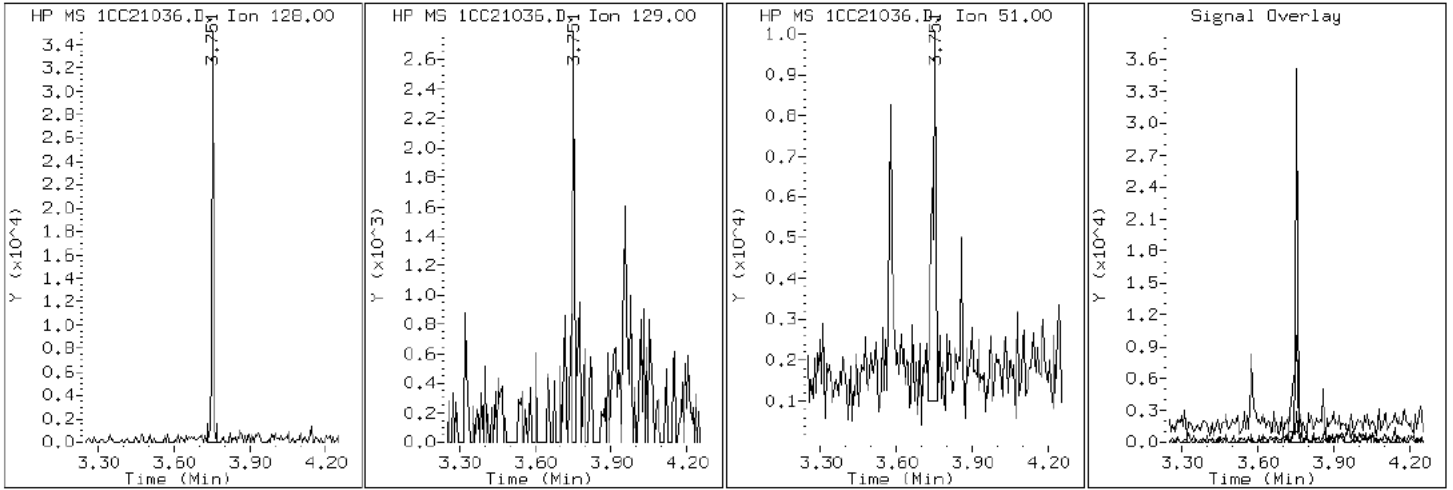
Client ID: FM0020C-CS

Instrument: BSMC5973.i

Sample Info: 680-88298-a-21-a

Operator: SCC

2 Naphthalene



Data File: 1CC21036.D

Date: 21-MAR-2013 21:40

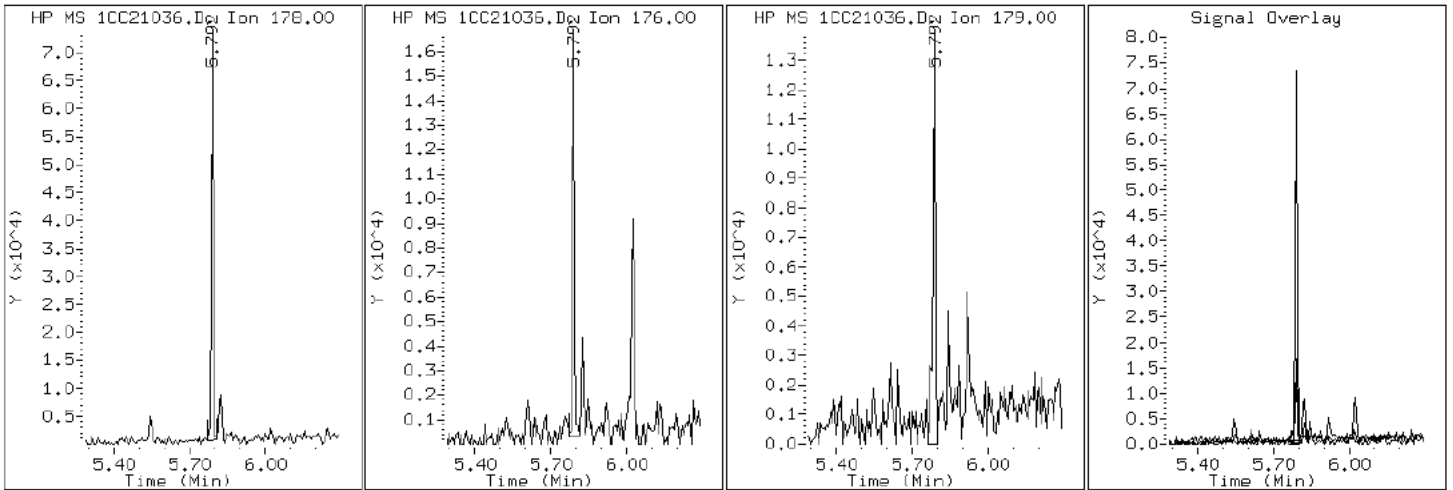
Client ID: FM0020C-CS

Instrument: BSMC5973.i

Sample Info: 680-88298-a-21-a

Operator: SCC

11 Phenanthrene



Data File: 1CC21036.D

Date: 21-MAR-2013 21:40

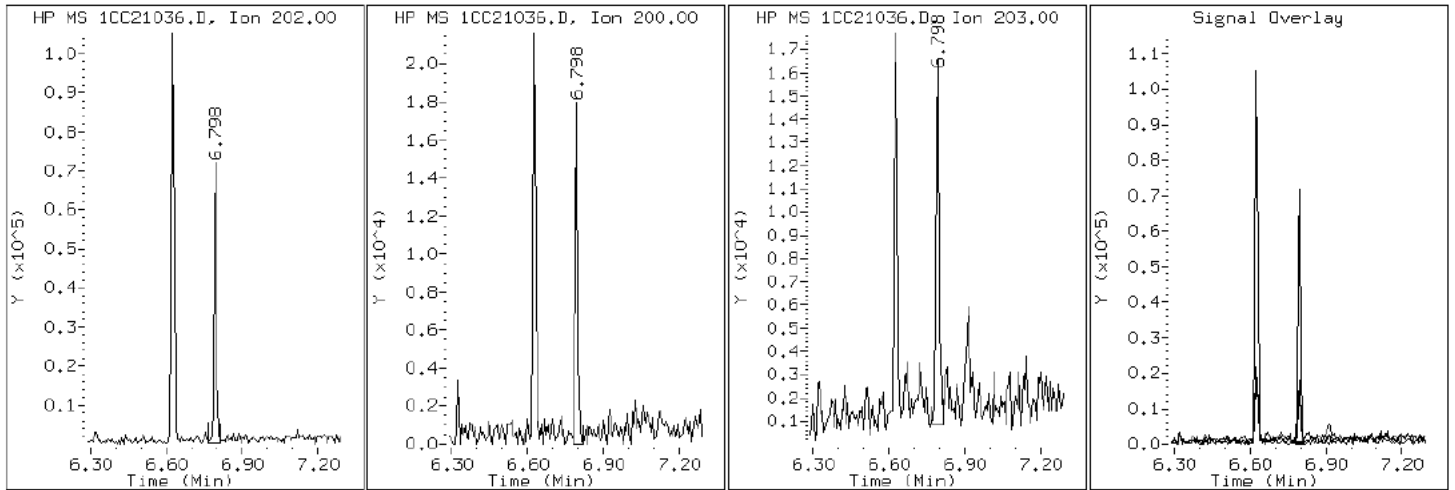
Client ID: FM0020C-CS

Instrument: BSMC5973.i

Sample Info: 680-88298-a-21-a

Operator: SCC

16 Pyrene

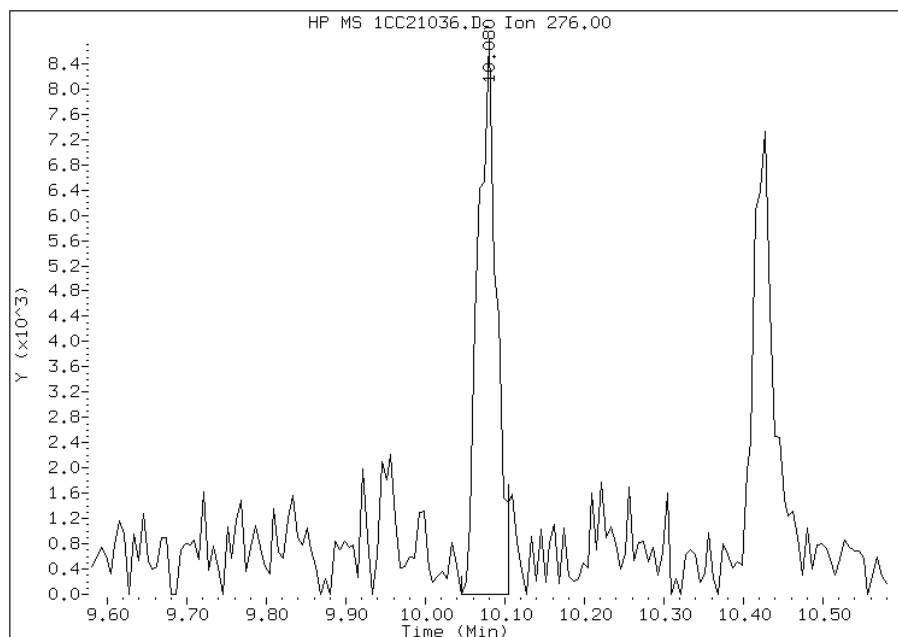


Manual Integration Report

Data File: 1CC21036.D
Inj. Date and Time: 21-MAR-2013 21:40
Instrument ID: BSMC5973.i
Client ID: FM0020C-CS
Compound: 24 Indeno(1,2,3-cd)pyrene
CAS #: 193-39-5
Report Date: 03/25/2013

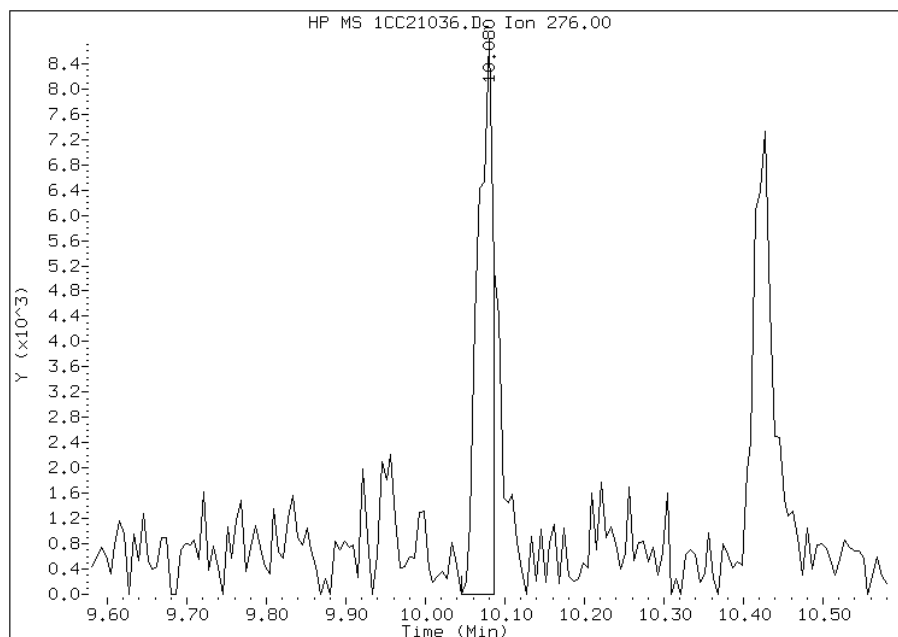
Processing Integration Results

RT: 10.08
Response: 14106
Amount: 0
Conc: 43



Manual Integration Results

RT: 10.08
Response: 11500
Amount: 0
Conc: 35



Manually Integrated By: cantins
Modification Date: 25-Mar-2013 12:27
Manual Integration Reason: Split Peak

FORM I
GC/MS SEMI VOA ORGANICS ANALYSIS DATA SHEET

Lab Name: TestAmerica Tampa Job No.: 680-88298-2
 SDG No.: 68088298-2
 Client Sample ID: FM0020D-GS Lab Sample ID: 680-88298-22
 Matrix: Solid Lab File ID: 1CC21039.D
 Analysis Method: 8270C LL Date Collected: 03/12/2013 09:50
 Extract. Method: 3546 Date Extracted: 03/20/2013 08:31
 Sample wt/vol: 15.23(g) Date Analyzed: 03/21/2013 22:36
 Con. Extract Vol.: 1(mL) Dilution Factor: 1
 Injection Volume: 1(uL) Level: (low/med) Low
 % Moisture: 44.2 GPC Cleanup: (Y/N) N
 Analysis Batch No.: 135643 Units: ug/Kg

CAS NO.	COMPOUND NAME	RESULT	Q	RL	MDL
83-32-9	Acenaphthene	180	U	180	35
208-96-8	Acenaphthylene	71	U	71	8.8
120-12-7	Anthracene	15	U	15	7.4
56-55-3	Benzo[a]anthracene	22		14	6.9
50-32-8	Benzo[a]pyrene	13	J	18	9.2
205-99-2	Benzo[b]fluoranthene	31		22	11
191-24-2	Benzo[g,h,i]perylene	35	U	35	7.8
207-08-9	Benzo[k]fluoranthene	6.9	J	14	6.4
218-01-9	Chrysene	19		16	7.9
53-70-3	Dibenz(a,h)anthracene	35	U	35	7.2
206-44-0	Fluoranthene	24	J	35	7.1
86-73-7	Fluorene	35	U	35	7.2
193-39-5	Indeno[1,2,3-cd]pyrene	35	U	35	13
90-12-0	1-Methylnaphthalene	9.7	J	71	7.8
91-57-6	2-Methylnaphthalene	71	U	71	13
91-20-3	Naphthalene	16	J	71	7.8
85-01-8	Phenanthrene	15		14	6.9
129-00-0	Pyrene	29	J	35	6.5

CAS NO.	SURROGATE	%REC	Q	LIMITS
84-15-1	o-Terphenyl	59		30-130

TestAmerica Laboratories

Semivolatiles 8270C low level PAH

Data file : \\tam-chemsvr\chem\SM\BSMC5973.i\1C032113.b\1CC21039.D
 Lab Smp Id: 680-88298-A-22-A Client Smp ID: FM0020D-GS
 Inj Date : 21-MAR-2013 22:36
 Operator : SCC Inst ID: BSMC5973.i
 Smp Info : 680-88298-a-22-a
 Misc Info : 680-88298-A-22-A
 Comment :
 Method : \\tam-chemsvr\chem\SM\BSMC5973.i\1C032113.b\a-bFASTPAHi-m.m
 Meth Date : 21-Mar-2013 12:06 cantins Quant Type: ISTD
 Cal Date : 22-FEB-2013 13:48 Cal File: 1CB22009.D
 Als bottle: 38
 Dil Factor: 1.00000
 Integrator: HP RTE Compound Sublist: pah.sub
 Target Version: 4.14
 Processing Host: TAM1000

Concentration Formula:

$$\text{Amt} * \text{DF} * 1/\text{Vi} * \text{Vt}/\text{Ws} * 100/(100 - \text{M}) * \text{A} * \text{B} * \text{C} * \text{D} * \text{GPC} * \text{CpndVariable}$$

Name	Value	Description
DF	1.000	Dilution Factor
Vi	1.000	Injection Volume
Vt	1.000	Final Volume
Ws	15.230	Weight Extracted
M	44.182	% Moisture
A	1000.000	uL to mL conversion
B	1000.000	g to kg conversion
C	0.00100	ng to ug conversion
D	1.000	ug to mg conversion(value = 1 if no conv)
GPC	1.000	GPC FACTOR
Cpnd Variable		Local Compound Variable

Compounds	QUANT	SIG	MASS	RT	EXP RT	REL RT	RESPONSE	CONCENTRATIONS	
								ON-COLUMN (ug/ml)	FINAL (ug/Kg)
* 1 Naphthalene-d8	136		3.739	3.739	(1.000)	968734	40.0000		
* 6 Acenaphthene-d10	164		4.827	4.827	(1.000)	774867	40.0000		
* 10 Phenanthrene-d10	188		5.774	5.774	(1.000)	1411063	40.0000		
\$ 14 o-Terphenyl	230		6.027	6.027	(1.044)	126177	5.92251	696.6729	
* 18 Chrysene-d12	240		7.715	7.715	(1.000)	1438575	40.0000		
* 23 Perylene-d12	264		8.904	8.898	(1.000)	1361225	40.0000		
2 Naphthalene	128		3.751	3.751	(1.003)	3373	0.13374	15.7324(Q)	
4 1-Methylnaphthalene	142		4.239	4.239	(1.134)	1258	0.08211	9.6583	
11 Phenanthrene	178		5.786	5.792	(1.002)	5146	0.12612	14.8359	
15 Fluoranthene	202		6.627	6.627	(1.148)	9260	0.20724	24.3777	
16 Pyrene	202		6.792	6.792	(0.880)	9661	0.24990	29.3959	
17 Benzo(a)anthracene	228		7.715	7.709	(1.000)	7826	0.18849	22.1720	
19 Chrysene	228		7.739	7.733	(1.003)	6652	0.16009	18.8317	
20 Benzo(b)fluoranthene	252		8.557	8.551	(0.961)	9419	0.26477	31.1456(M)	

Compounds	QUANT SIG	RT	EXP RT	REL RT	RESPONSE	CONCENTRATIONS	
						ON-COLUMN (ug/ml)	FINAL (ug/Kg)
21 Benzo(k)fluoranthene	252	8.580	8.574	(0.964)	2150	0.05891	6.9302(QM)
22 Benzo(a)pyrene	252	8.845	8.845	(0.993)	3894	0.11269	13.2562(Q)

QC Flag Legend

Q - Qualifier signal failed the ratio test.

M - Compound response manually integrated.

Data File: 1CC21039.D

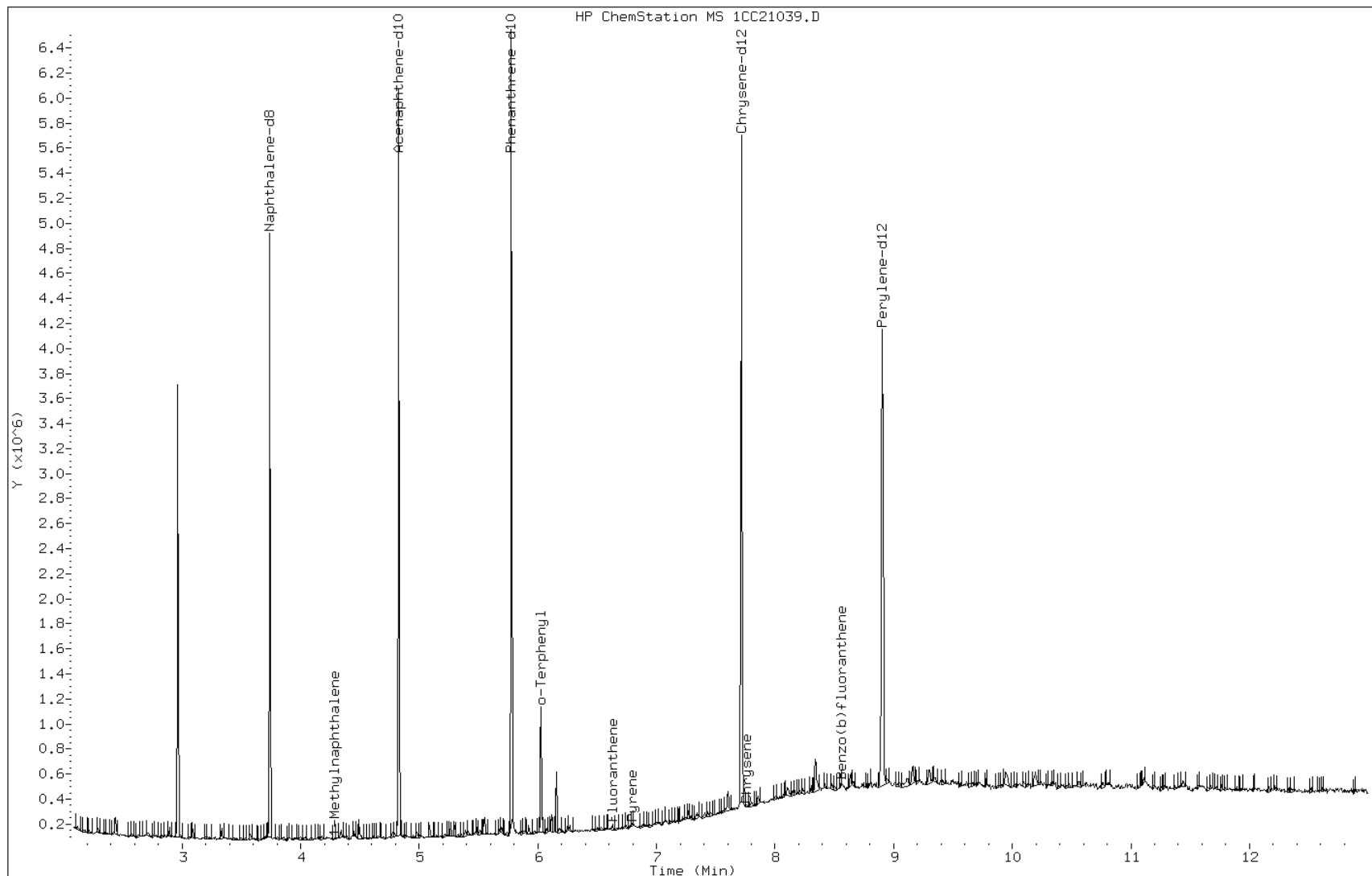
Date: 21-MAR-2013 22:36

Client ID: FM0020D-GS

Instrument: BSMC5973.i

Sample Info: 680-88298-a-22-a

Operator: SCC



Data File: 1CC21039.D

Date: 21-MAR-2013 22:36

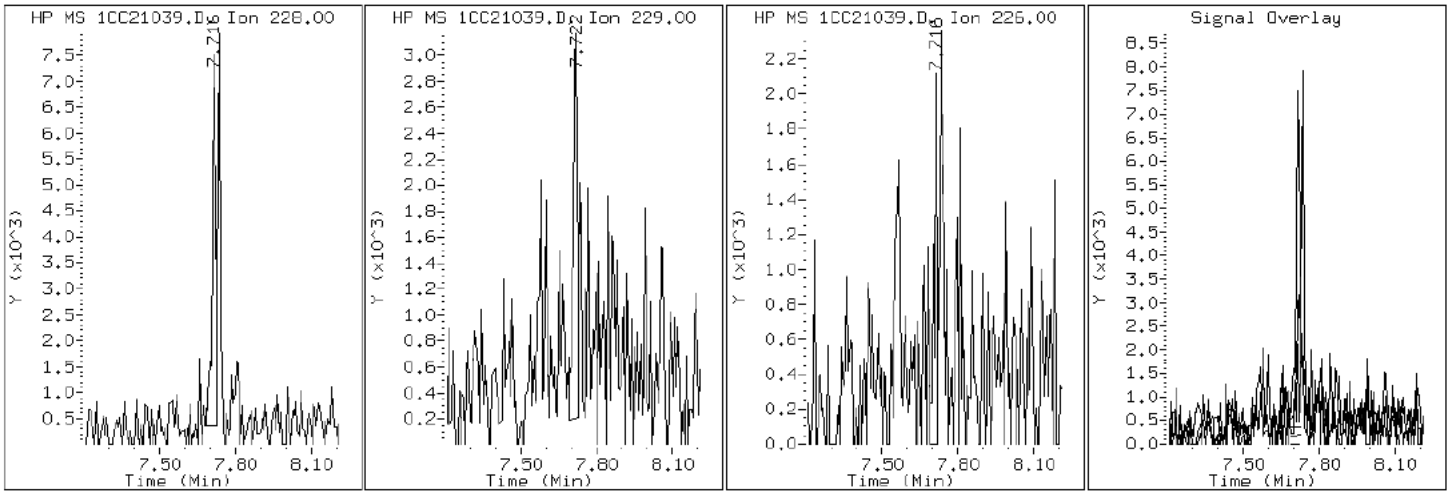
Client ID: FM0020D-GS

Instrument: BSMC5973.i

Sample Info: 680-88298-a-22-a

Operator: SCC

17 Benzo(a)anthracene



Data File: 1CC21039.D

Date: 21-MAR-2013 22:36

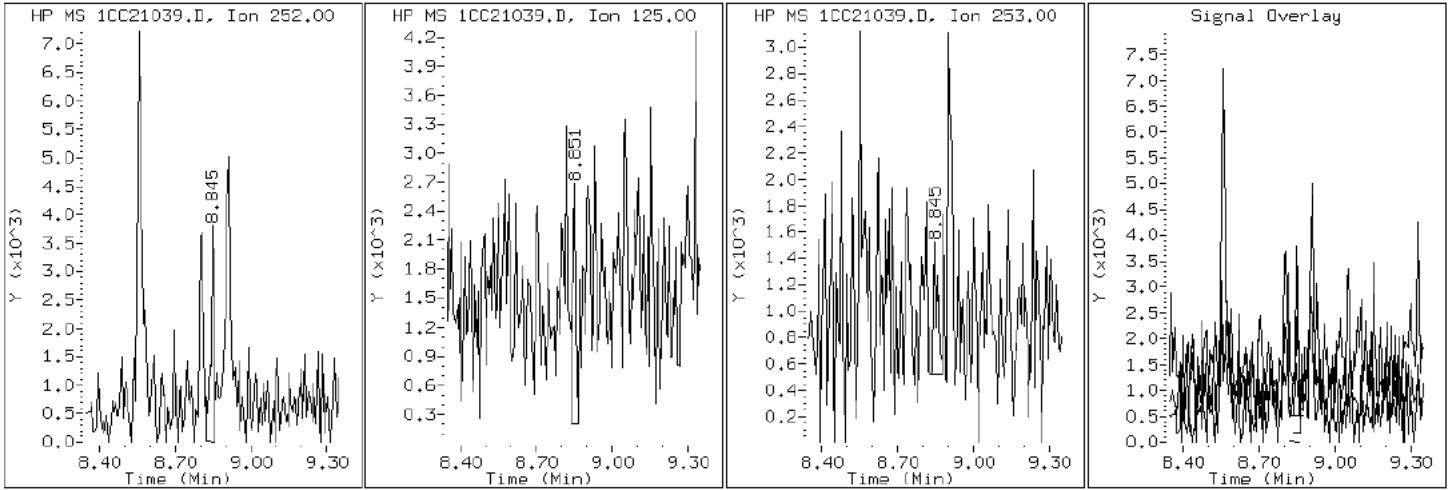
Client ID: FM0020D-GS

Instrument: BSMC5973.i

Sample Info: 680-88298-a-22-a

Operator: SCC

22 Benzo(a)pyrene



Data File: 1CC21039.D

Date: 21-MAR-2013 22:36

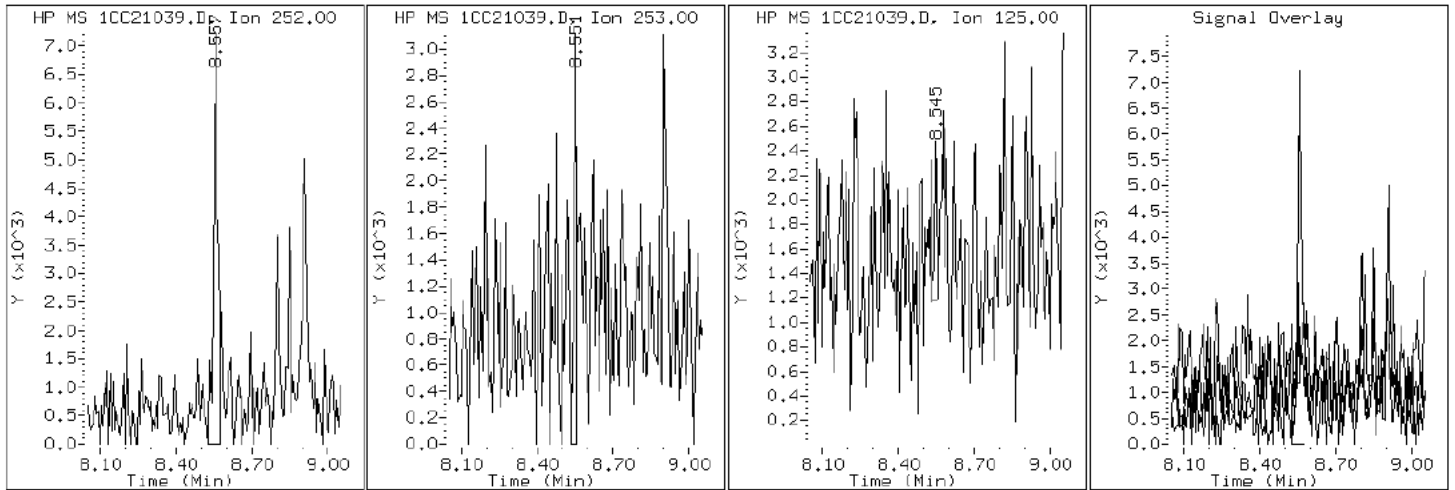
Client ID: FM0020D-GS

Instrument: BSMC5973.i

Sample Info: 680-88298-a-22-a

Operator: SCC

20 Benzo (b) fluoranthene



Data File: 1CC21039.D

Date: 21-MAR-2013 22:36

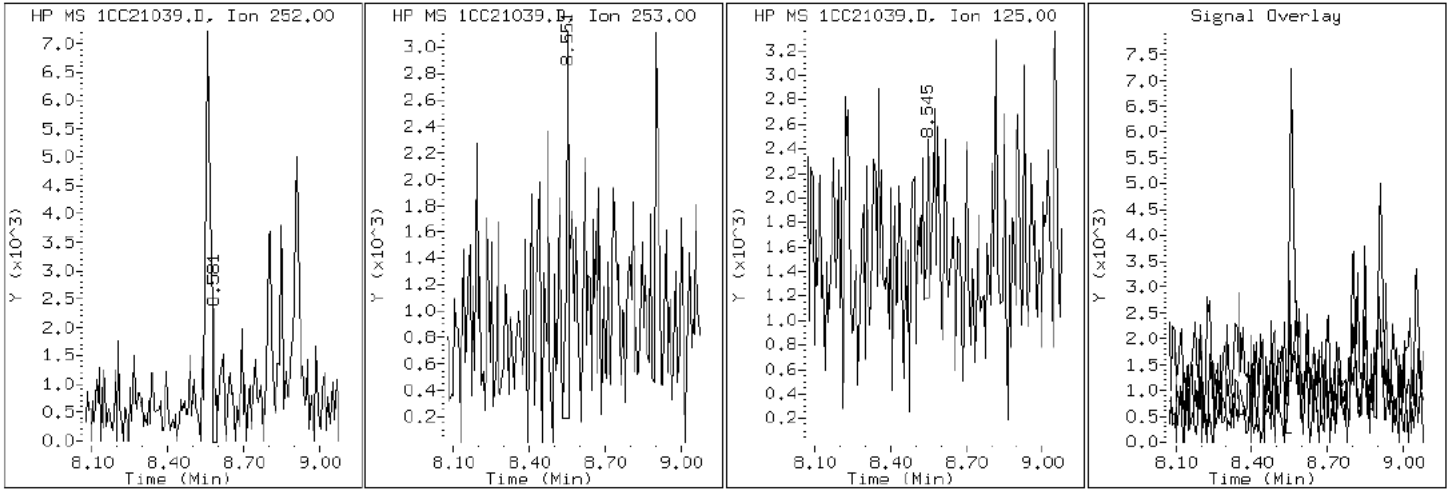
Client ID: FM0020D-GS

Instrument: BSMC5973.i

Sample Info: 680-88298-a-22-a

Operator: SCC

21 Benzo(k)fluoranthene



Data File: 1CC21039.D

Date: 21-MAR-2013 22:36

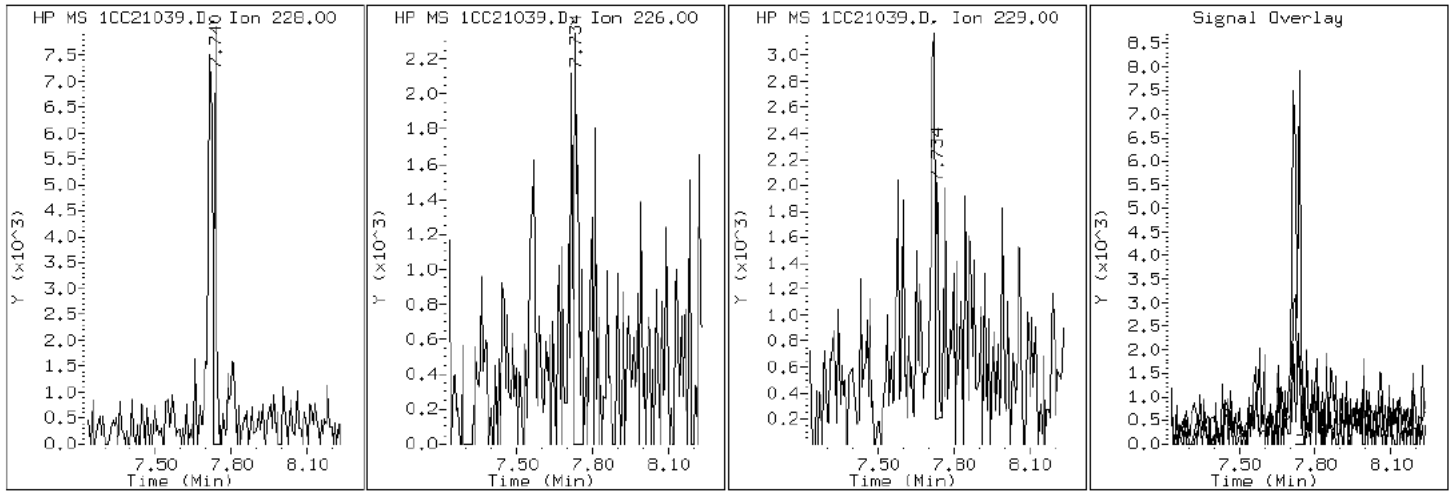
Client ID: FM0020D-GS

Instrument: BSMC5973.i

Sample Info: 680-88298-a-22-a

Operator: SCC

19 Chrysene



Data File: 1CC21039.D

Date: 21-MAR-2013 22:36

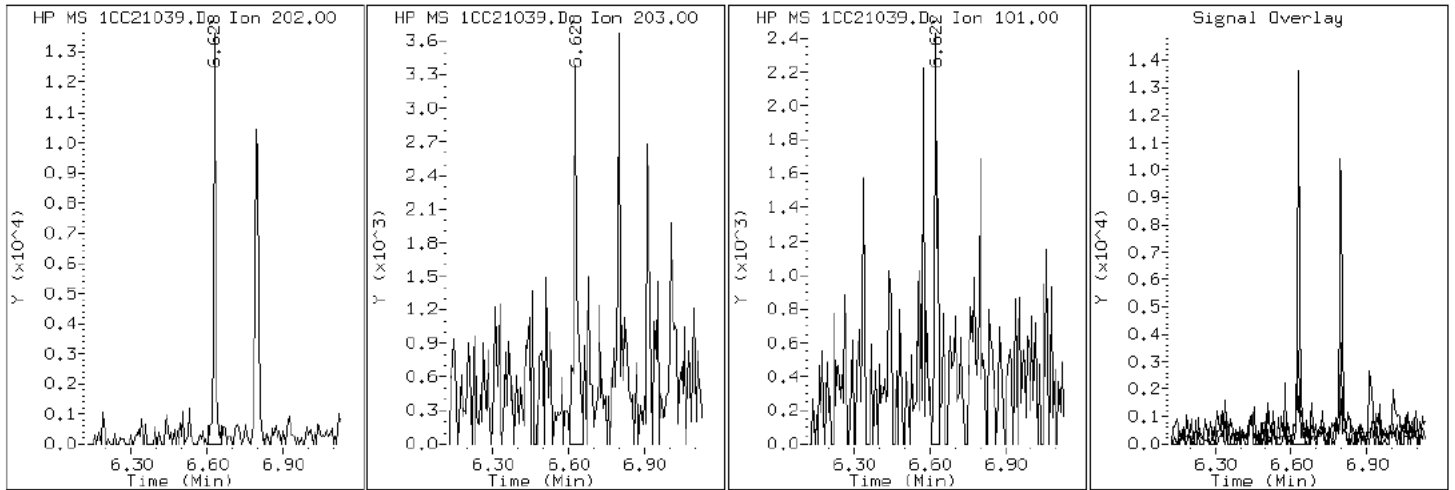
Client ID: FM0020D-GS

Instrument: BSMC5973.i

Sample Info: 680-88298-a-22-a

Operator: SCC

15 Fluoranthene



Data File: 1CC21039.D

Date: 21-MAR-2013 22:36

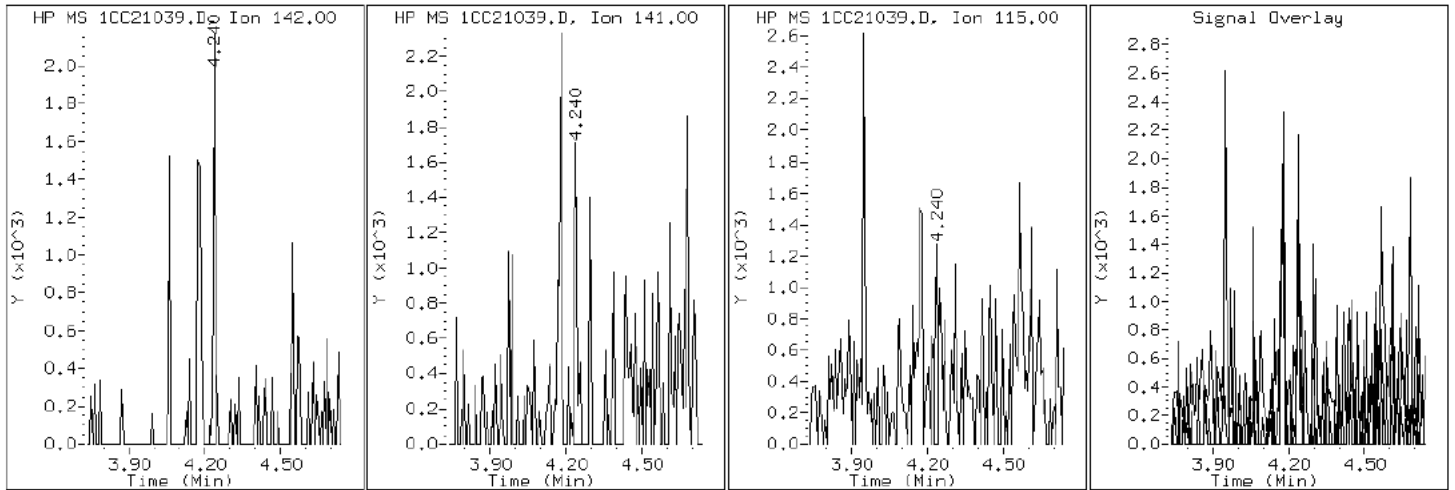
Client ID: FM0020D-GS

Instrument: BSMC5973.i

Sample Info: 680-88298-a-22-a

Operator: SCC

4 1-Methylnaphthalene



Data File: 1CC21039.D

Date: 21-MAR-2013 22:36

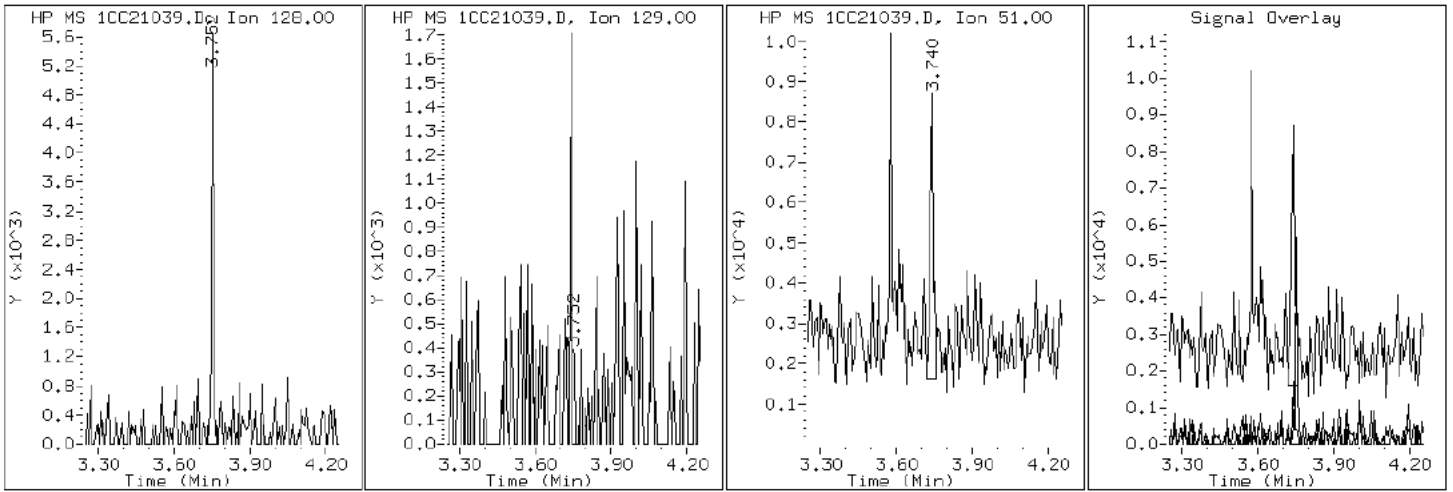
Client ID: FM0020D-GS

Instrument: BSMC5973.i

Sample Info: 680-88298-a-22-a

Operator: SCC

2 Naphthalene



Data File: 1CC21039.D

Date: 21-MAR-2013 22:36

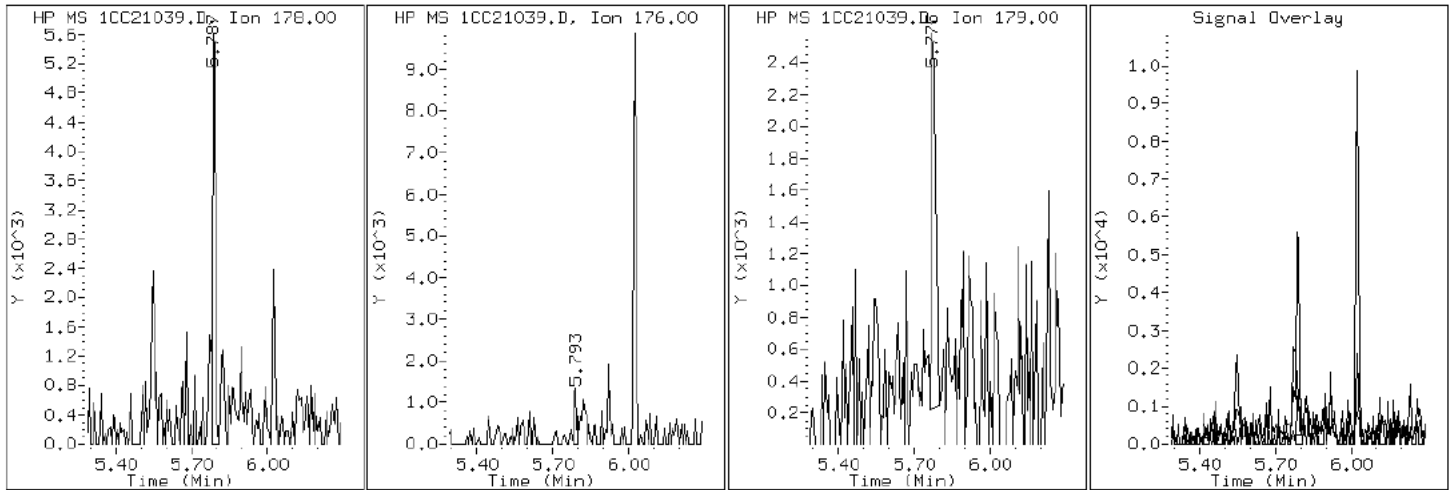
Client ID: FM0020D-GS

Instrument: BSMC5973.i

Sample Info: 680-88298-a-22-a

Operator: SCC

11 Phenanthrene



Data File: 1CC21039.D

Date: 21-MAR-2013 22:36

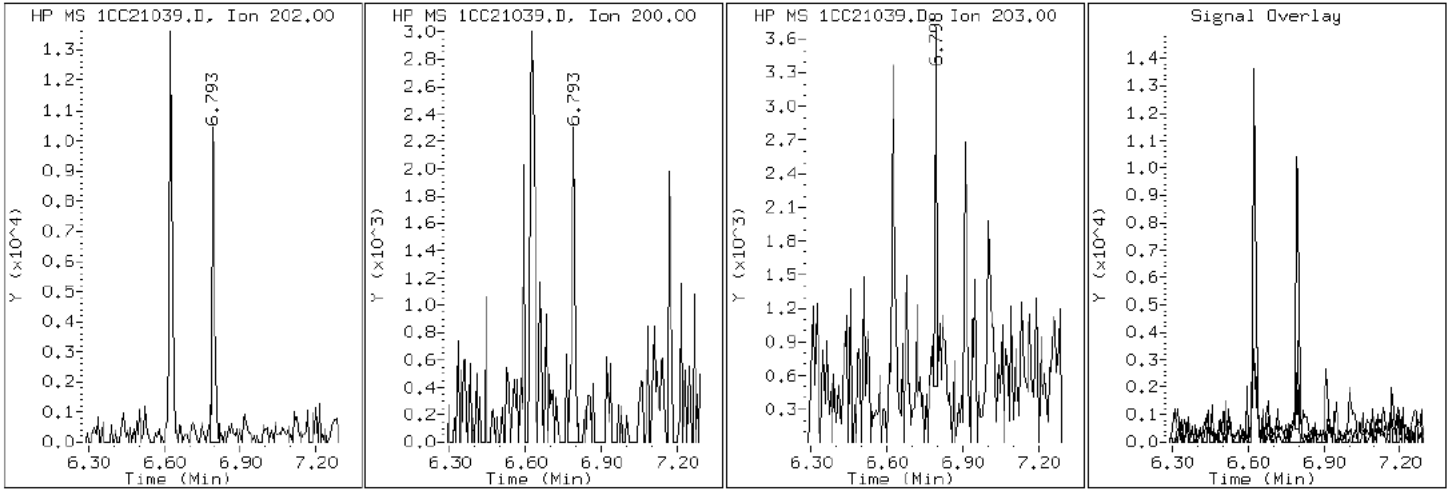
Client ID: FM0020D-GS

Instrument: BSMC5973.i

Sample Info: 680-88298-a-22-a

Operator: SCC

16 Pyrene

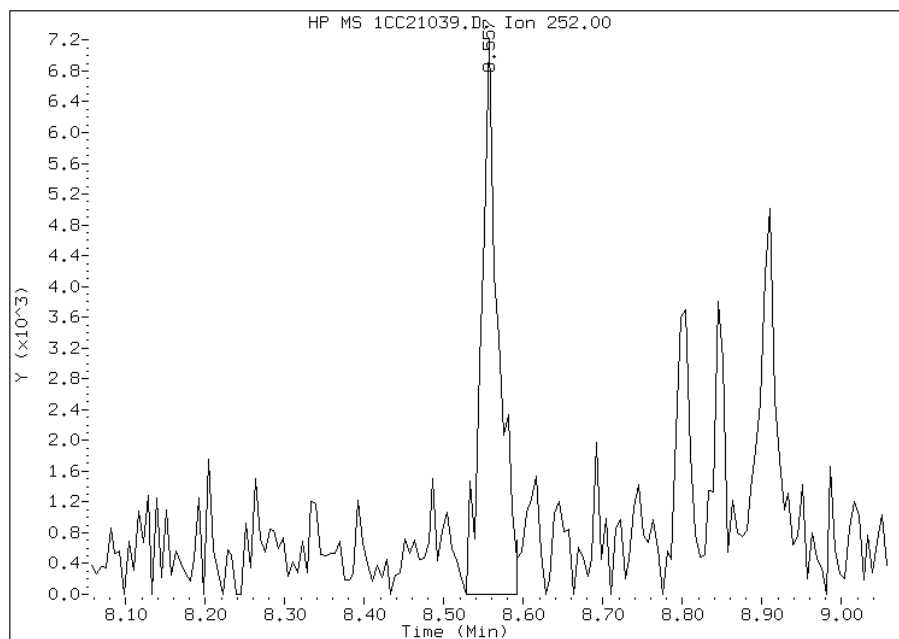


Manual Integration Report

Data File: 1CC21039.D
Inj. Date and Time: 21-MAR-2013 22:36
Instrument ID: BSMC5973.i
Client ID: FM0020D-GS
Compound: 20 Benzo(b)fluoranthene
CAS #: 205-99-2
Report Date: 03/25/2013

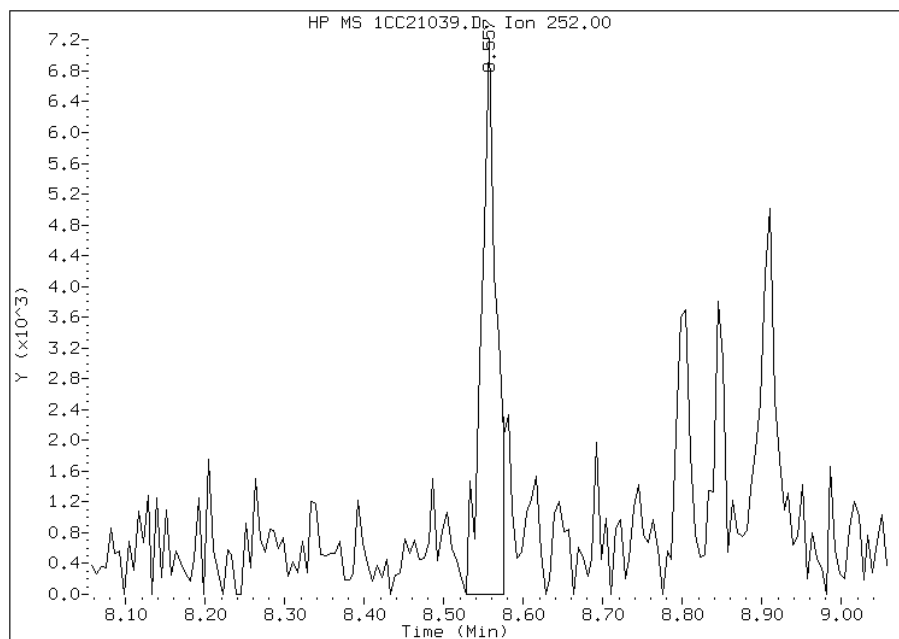
Processing Integration Results

RT: 8.56
Response: 10792
Amount: 0
Conc: 36



Manual Integration Results

RT: 8.56
Response: 9419
Amount: 0
Conc: 31



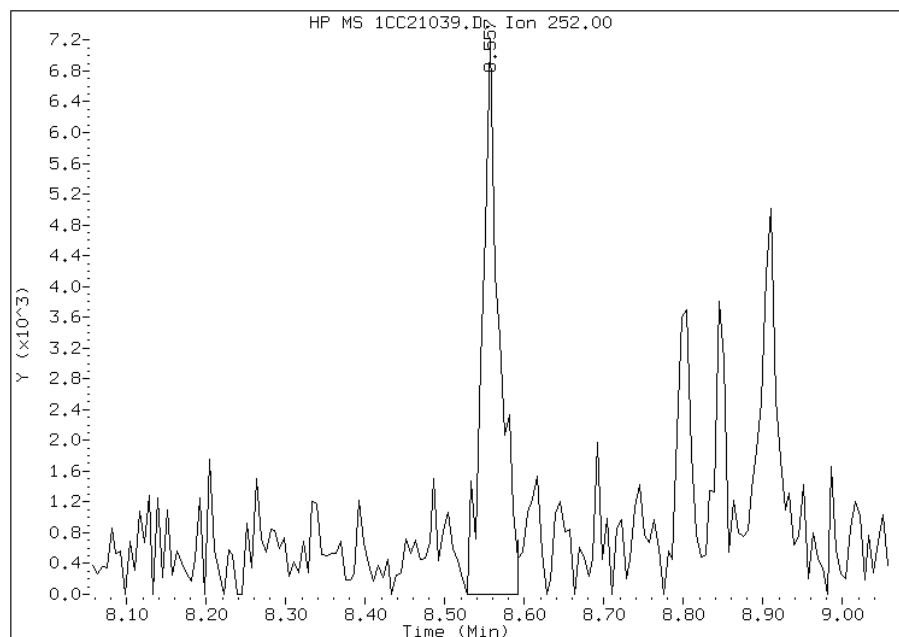
Manually Integrated By: cantins
Modification Date: 25-Mar-2013 12:34
Manual Integration Reason: Split Peak

Manual Integration Report

Data File: 1CC21039.D
Inj. Date and Time: 21-MAR-2013 22:36
Instrument ID: BSMC5973.i
Client ID: FM0020D-GS
Compound: 21 Benzo(k)fluoranthene
CAS #: 207-08-9
Report Date: 03/25/2013

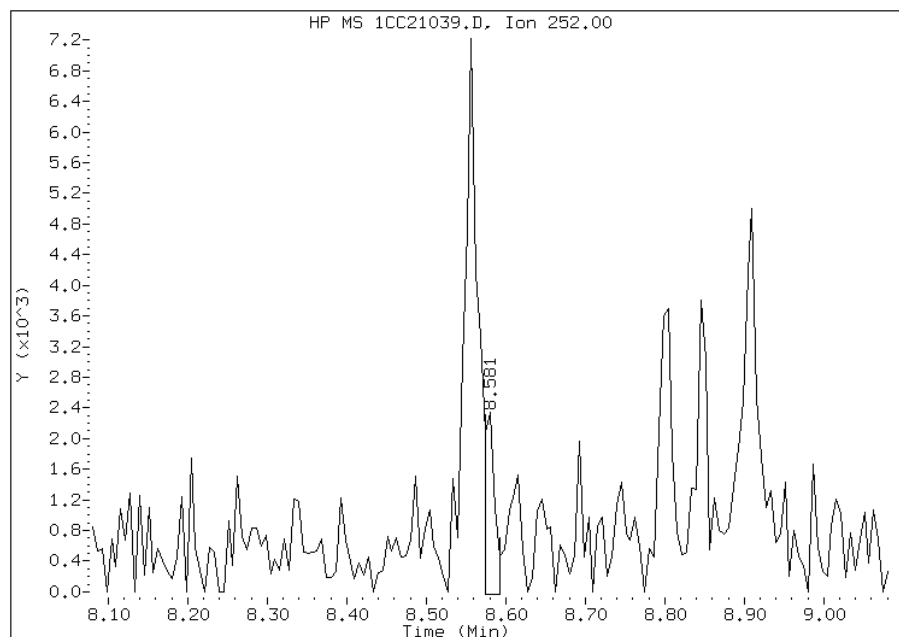
Processing Integration Results

RT: 8.56
Response: 10792
Amount: 0
Conc: 35



Manual Integration Results

RT: 8.58
Response: 2150
Amount: 0
Conc: 7



Manually Integrated By: cantins
Modification Date: 25-Mar-2013 12:34
Manual Integration Reason: Baseline Event

FORM I
GC/MS SEMI VOA ORGANICS ANALYSIS DATA SHEET

Lab Name: TestAmerica Tampa Job No.: 680-88298-2
 SDG No.: 68088298-2
 Client Sample ID: FM0334A-CS Lab Sample ID: 680-88298-23
 Matrix: Solid Lab File ID: 1CC21040.D
 Analysis Method: 8270C LL Date Collected: 03/12/2013 10:15
 Extract. Method: 3546 Date Extracted: 03/20/2013 08:31
 Sample wt/vol: 15.16(g) Date Analyzed: 03/21/2013 22:54
 Con. Extract Vol.: 1(mL) Dilution Factor: 1
 Injection Volume: 1(uL) Level: (low/med) Low
 % Moisture: 25.5 GPC Cleanup: (Y/N) N
 Analysis Batch No.: 135643 Units: ug/Kg

CAS NO.	COMPOUND NAME	RESULT	Q	RL	MDL
83-32-9	Acenaphthene	130	U	130	27
208-96-8	Acenaphthylene	21	J	53	6.6
120-12-7	Anthracene	21		11	5.6
56-55-3	Benzo[a]anthracene	120		11	5.2
50-32-8	Benzo[a]pyrene	110		14	6.9
205-99-2	Benzo[b]fluoranthene	200		16	8.1
191-24-2	Benzo[g,h,i]perylene	84		27	5.8
207-08-9	Benzo[k]fluoranthene	92		11	4.8
218-01-9	Chrysene	130		12	6.0
53-70-3	Dibenz(a,h)anthracene	27		27	5.4
206-44-0	Fluoranthene	200		27	5.3
86-73-7	Fluorene	8.4	J	27	5.4
193-39-5	Indeno[1,2,3-cd]pyrene	74		27	9.4
90-12-0	1-Methylnaphthalene	19	J	53	5.8
91-57-6	2-Methylnaphthalene	28	J	53	9.4
91-20-3	Naphthalene	36	J	53	5.8
85-01-8	Phenanthrene	110		11	5.2
129-00-0	Pyrene	190		27	4.9

CAS NO.	SURROGATE	%REC	Q	LIMITS
84-15-1	o-Terphenyl	63		30-130

TestAmerica Laboratories

Semivolatiles 8270C low level PAH

Data file : \\tam-chemsvr\chem\SM\BSMC5973.i\1C032113.b\1CC21040.D
 Lab Smp Id: 680-88298-A-23-A Client Smp ID: FM0334A-CS
 Inj Date : 21-MAR-2013 22:54
 Operator : SCC Inst ID: BSMC5973.i
 Smp Info : 680-88298-a-23-a
 Misc Info : 680-88298-A-23-A
 Comment :
 Method : \\tam-chemsvr\chem\SM\BSMC5973.i\1C032113.b\a-bFASTPAHi-m.m
 Meth Date : 21-Mar-2013 12:06 cantins Quant Type: ISTD
 Cal Date : 22-FEB-2013 13:48 Cal File: 1CB22009.D
 Als bottle: 39
 Dil Factor: 1.00000
 Integrator: HP RTE Compound Sublist: pah.sub
 Target Version: 4.14
 Processing Host: TAM1000

Concentration Formula:

$$\text{Amt} * \text{DF} * 1/\text{Vi} * \text{Vt}/\text{Ws} * 100/(100 - \text{M}) * \text{A} * \text{B} * \text{C} * \text{D} * \text{GPC} * \text{CpndVariable}$$

Name	Value	Description
DF	1.000	Dilution Factor
Vi	1.000	Injection Volume
Vt	1.000	Final Volume
Ws	15.160	Weight Extracted
M	25.501	% Moisture
A	1000.000	uL to mL conversion
B	1000.000	g to kg conversion
C	0.00100	ng to ug conversion
D	1.000	ug to mg conversion(value = 1 if no conv)
GPC	1.000	GPC FACTOR
Cpnd Variable		Local Compound Variable

Compounds	QUANT	SIG	MASS	RT	EXP RT	REL RT	RESPONSE	CONCENTRATIONS	
								ON-COLUMN (ug/ml)	FINAL (ug/Kg)
* 1 Naphthalene-d8	136		3.739	3.739	(1.000)	975113	40.0000		
* 6 Acenaphthene-d10	164		4.827	4.827	(1.000)	747886	40.0000		
* 10 Phenanthrene-d10	188		5.774	5.774	(1.000)	1409385	40.0000		
\$ 14 o-Terphenyl	230		6.027	6.027	(1.044)	133867	6.29095	557.0165	
* 18 Chrysene-d12	240		7.715	7.715	(1.000)	1477610	40.0000		
* 23 Perylene-d12	264		8.903	8.898	(1.000)	1430837	40.0000		
2 Naphthalene	128		3.751	3.751	(1.003)	10392	0.40936	36.2459(Q)	
3 2-Methylnaphthalene	142		4.180	4.180	(1.118)	5326	0.31452	27.8488	
4 1-Methylnaphthalene	142		4.239	4.239	(1.134)	3299	0.21391	18.9401(Q)	
5 Acenaphthylene	152		4.739	4.739	(0.982)	7264	0.24091	21.3307	
9 Fluorene	166		5.168	5.162	(1.071)	2237	0.09438	8.3566	
11 Phenanthrene	178		5.792	5.792	(1.003)	50485	1.23880	109.6864	
12 Anthracene	178		5.821	5.821	(1.008)	9384	0.23545	20.8469	
13 Carbazole	167		5.933	5.933	(1.027)	6130	0.17302	15.3195	

Compounds	QUANT SIG		CONCENTRATIONS				
	MASS	RT	EXP RT	REL RT	RESPONSE	ON-COLUMN (ug/ml)	FINAL (ug/Kg)
15 Fluoranthene	202	6.627	6.627	(1.148)	99492	2.22928	197.3861
16 Pyrene	202	6.798	6.792	(0.881)	83324	2.09838	185.7963
17 Benzo(a)anthracene	228	7.709	7.709	(0.999)	55621	1.30423	115.4797
19 Chrysene	228	7.739	7.733	(1.003)	62620	1.46724	129.9133
20 Benzo(b)fluoranthene	252	8.556	8.551	(0.961)	83044	2.22084	196.6387
21 Benzo(k)fluoranthene	252	8.574	8.574	(0.963)	39819	1.03805	91.9114(Q)
22 Benzo(a)pyrene	252	8.850	8.845	(0.994)	44202	1.21698	107.7548
24 Indeno(1,2,3-cd)pyrene	276	10.074	10.068	(1.131)	28711	0.84030	74.4019(M)
25 Dibenzo(a,h)anthracene	278	10.080	10.086	(1.132)	10368	0.31023	27.4681
26 Benzo(g,h,i)perylene	276	10.427	10.421	(1.171)	33976	0.95058	84.1669

QC Flag Legend

Q - Qualifier signal failed the ratio test.
 M - Compound response manually integrated.

Data File: 1CC21040.D

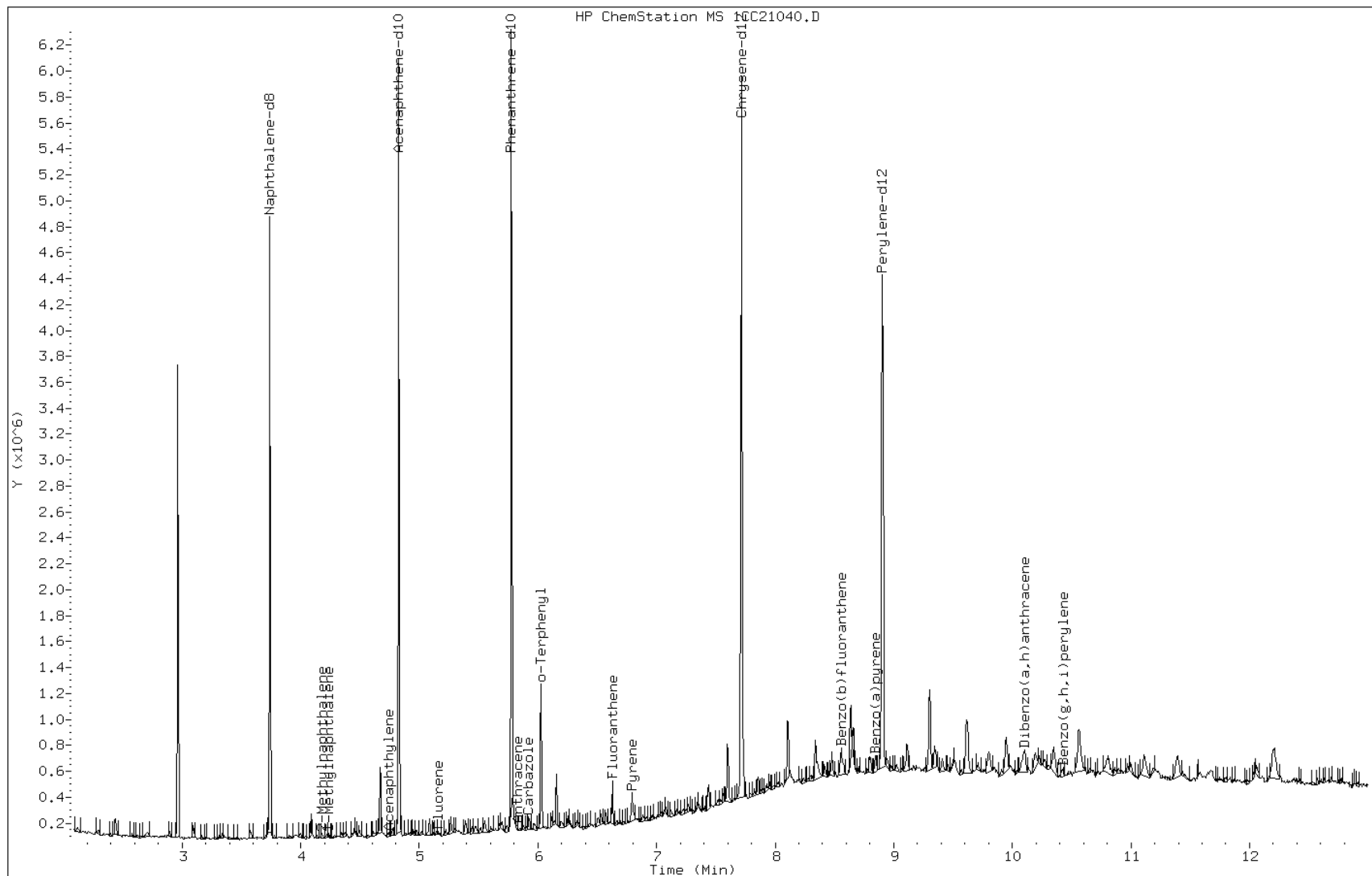
Date: 21-MAR-2013 22:54

Client ID: FM0334A-CS

Instrument: BSMC5973.i

Sample Info: 680-88298-a-23-a

Operator: SCC



Data File: 1CC21040.D

Date: 21-MAR-2013 22:54

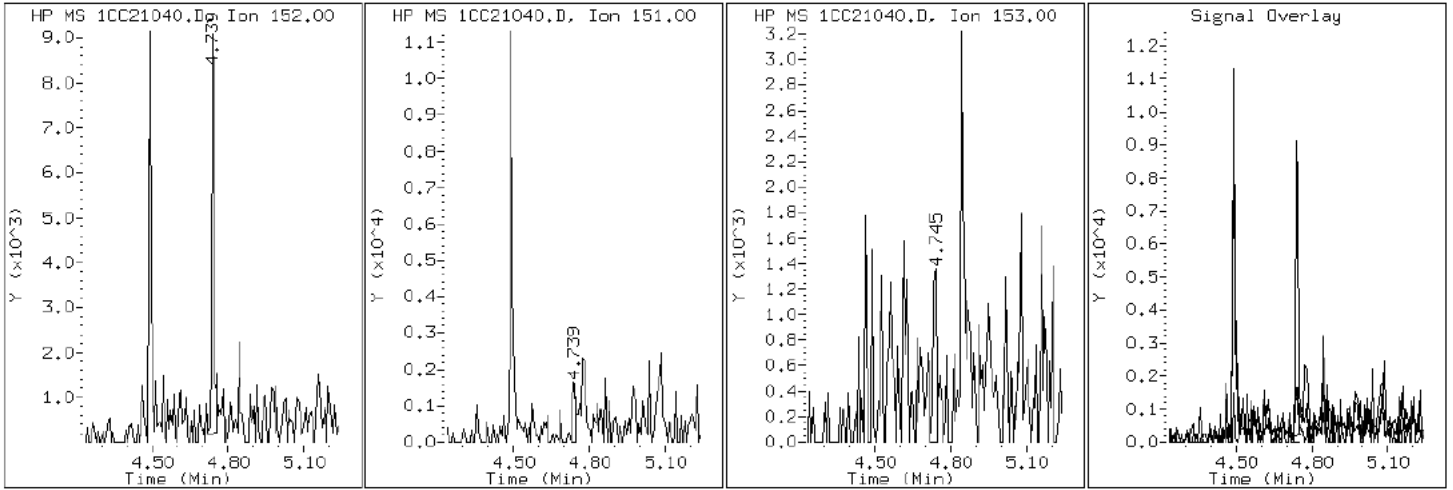
Client ID: FM0334A-CS

Instrument: BSMC5973.i

Sample Info: 680-88298-a-23-a

Operator: SCC

5 Acenaphthylene



Data File: 1CC21040.D

Date: 21-MAR-2013 22:54

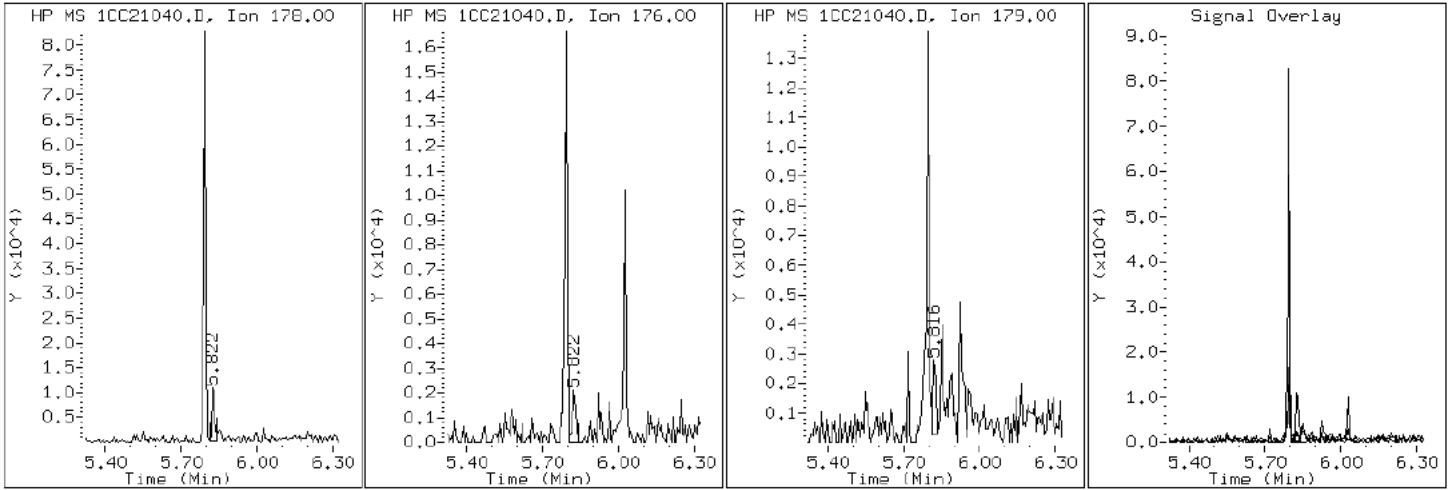
Client ID: FM0334A-CS

Instrument: BSMC5973.i

Sample Info: 680-88298-a-23-a

Operator: SCC

12 Anthracene



Data File: 1CC21040.D

Date: 21-MAR-2013 22:54

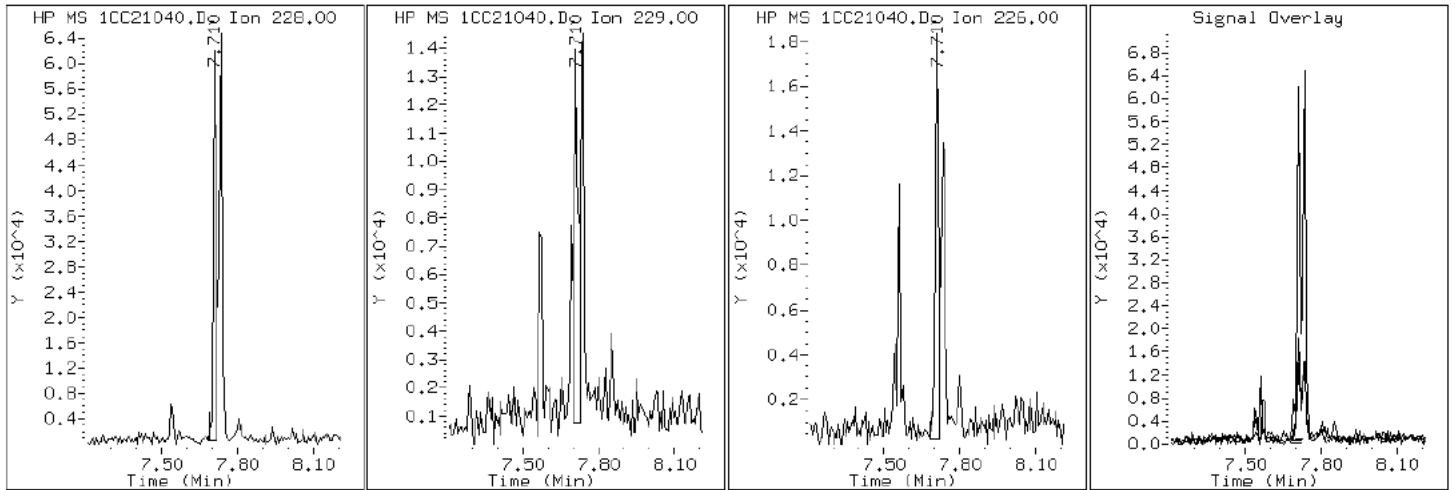
Client ID: FM0334A-CS

Instrument: BSMC5973.i

Sample Info: 680-88298-a-23-a

Operator: SCC

17 Benzo(a)anthracene



Data File: 1CC21040.D

Date: 21-MAR-2013 22:54

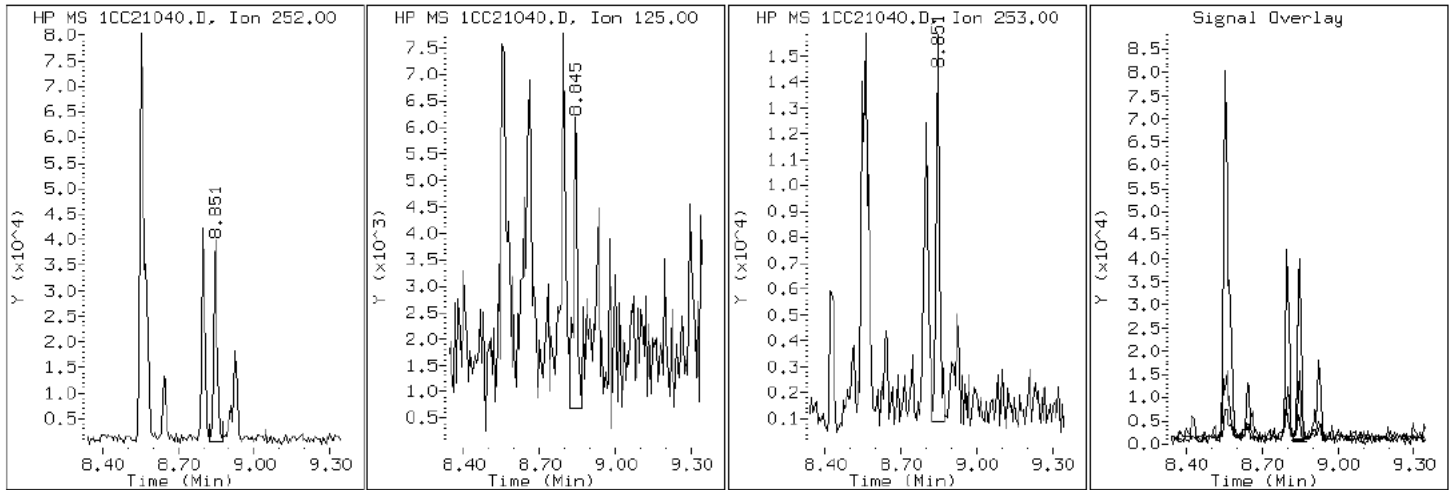
Client ID: FM0334A-CS

Instrument: BSMC5973.i

Sample Info: 680-88298-a-23-a

Operator: SCC

22 Benzo(a)pyrene



Data File: 1CC21040.D

Date: 21-MAR-2013 22:54

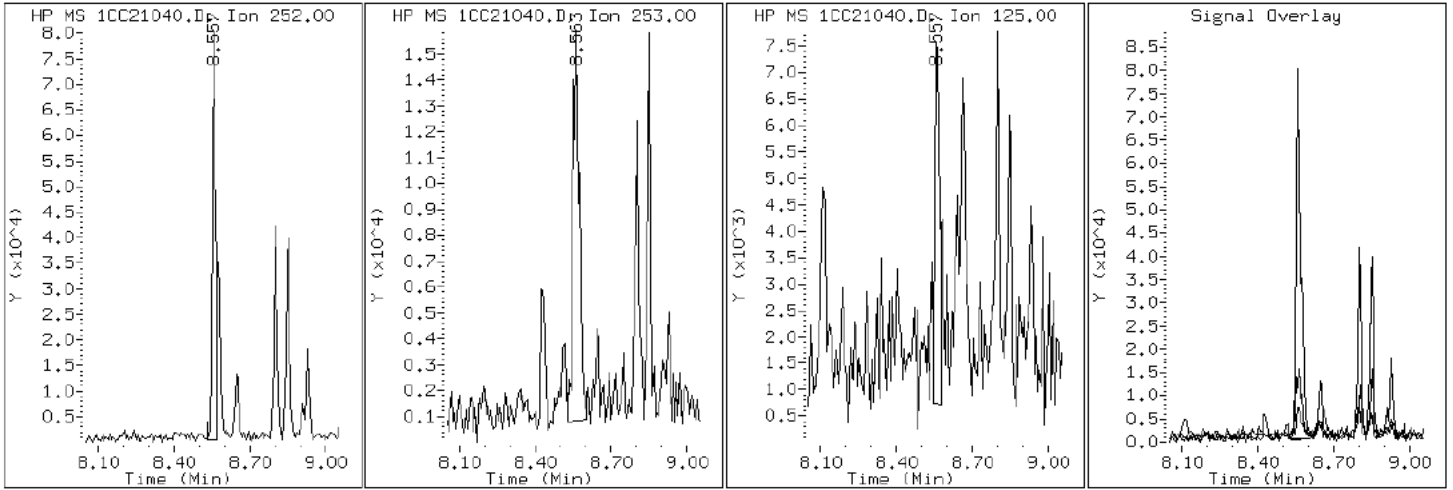
Client ID: FM0334A-CS

Instrument: BSMC5973.i

Sample Info: 680-88298-a-23-a

Operator: SCC

20 Benzo (b) fluoranthene



Data File: 1CC21040.D

Date: 21-MAR-2013 22:54

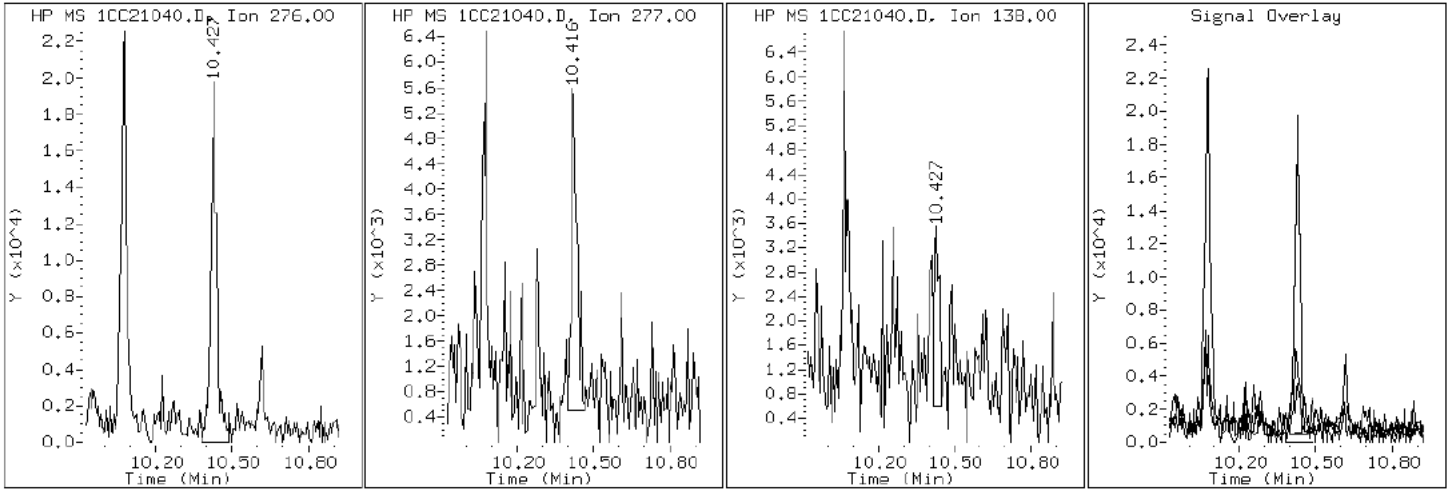
Client ID: FM0334A-CS

Instrument: BSMC5973.i

Sample Info: 680-88298-a-23-a

Operator: SCC

26 Benzo(g,h,i)perylene



Data File: 1CC21040.D

Date: 21-MAR-2013 22:54

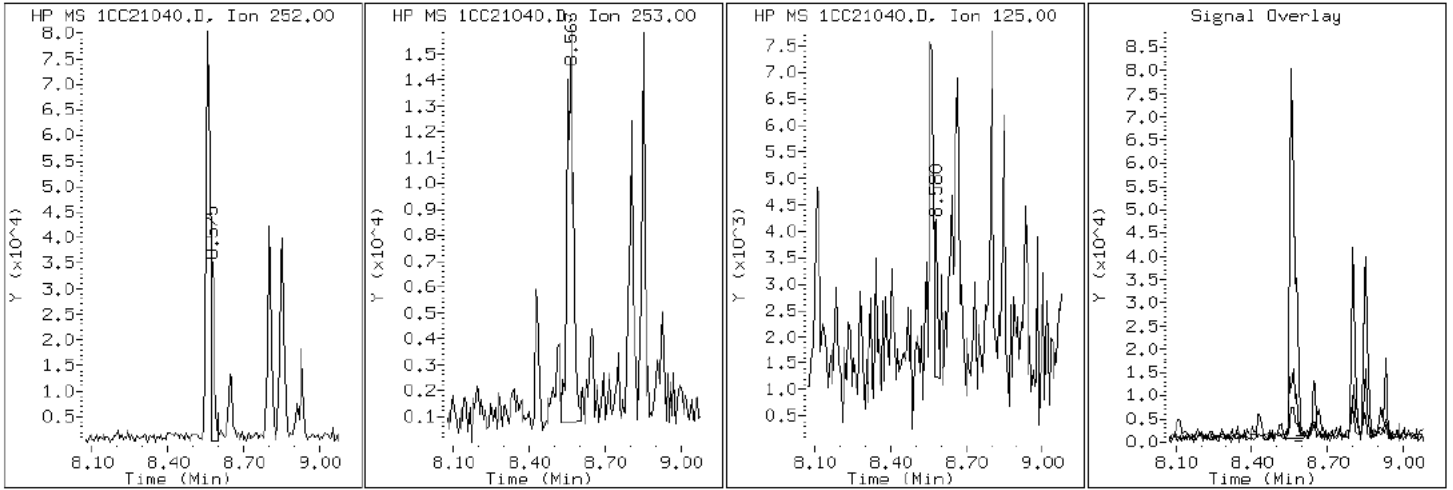
Client ID: FM0334A-CS

Instrument: BSMC5973.i

Sample Info: 680-88298-a-23-a

Operator: SCC

21 Benzo(k)fluoranthene



Data File: 1CC21040.D

Date: 21-MAR-2013 22:54

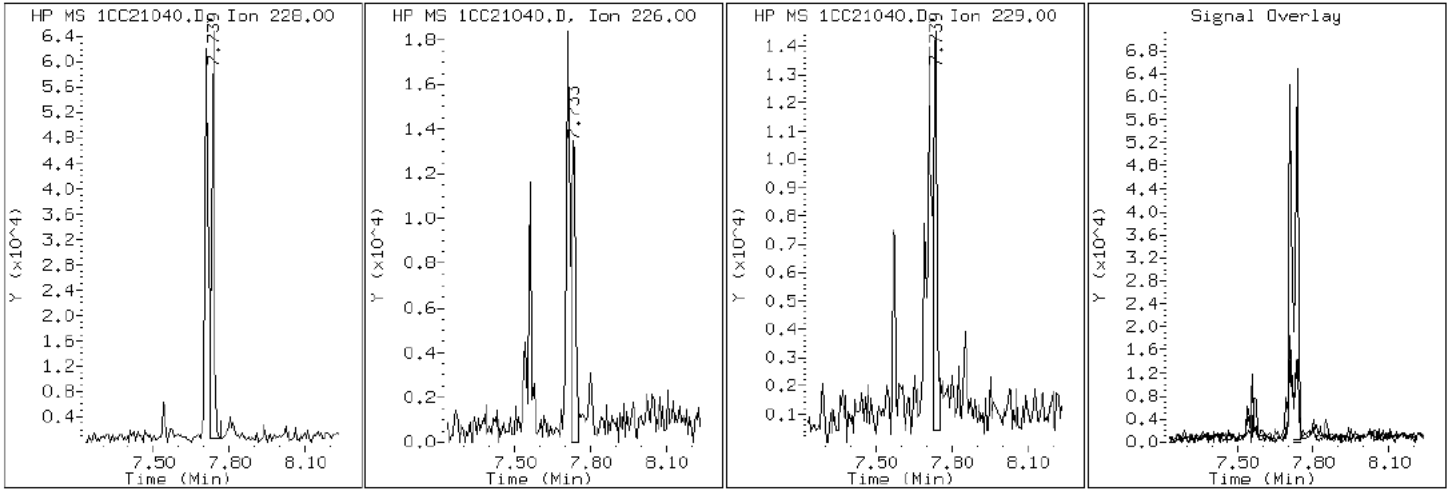
Client ID: FM0334A-CS

Instrument: BSMC5973.i

Sample Info: 680-88298-a-23-a

Operator: SCC

19 Chrysene



Data File: 1CC21040.D

Date: 21-MAR-2013 22:54

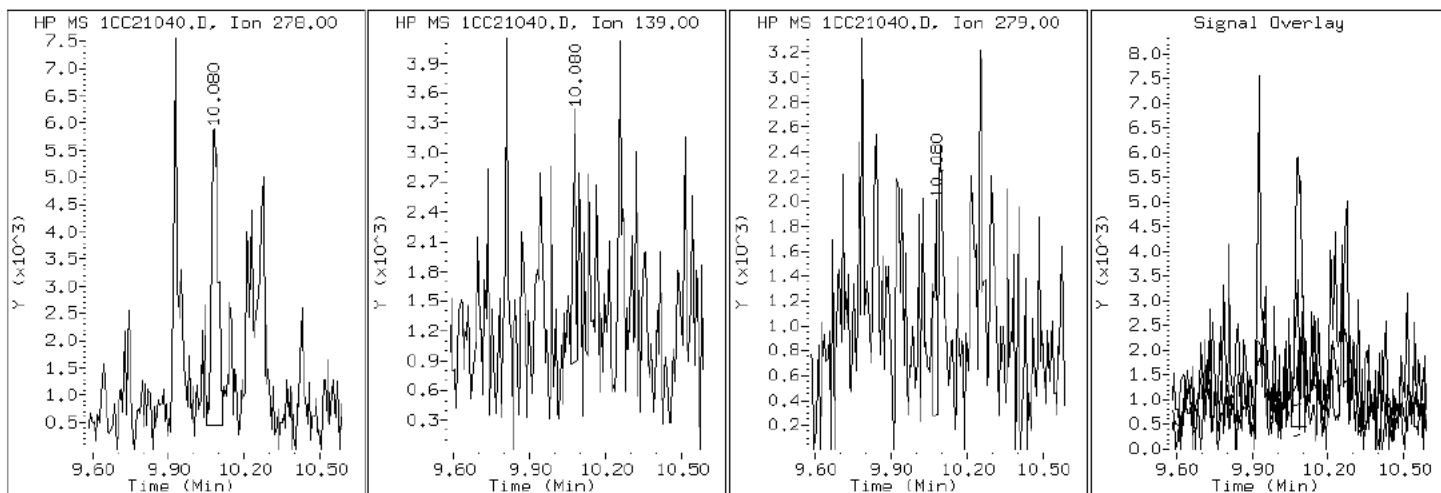
Client ID: FM0334A-CS

Instrument: BSMC5973.i

Sample Info: 680-88298-a-23-a

Operator: SCC

25 Dibenzo (a,h) anthracene



Data File: 1CC21040.D

Date: 21-MAR-2013 22:54

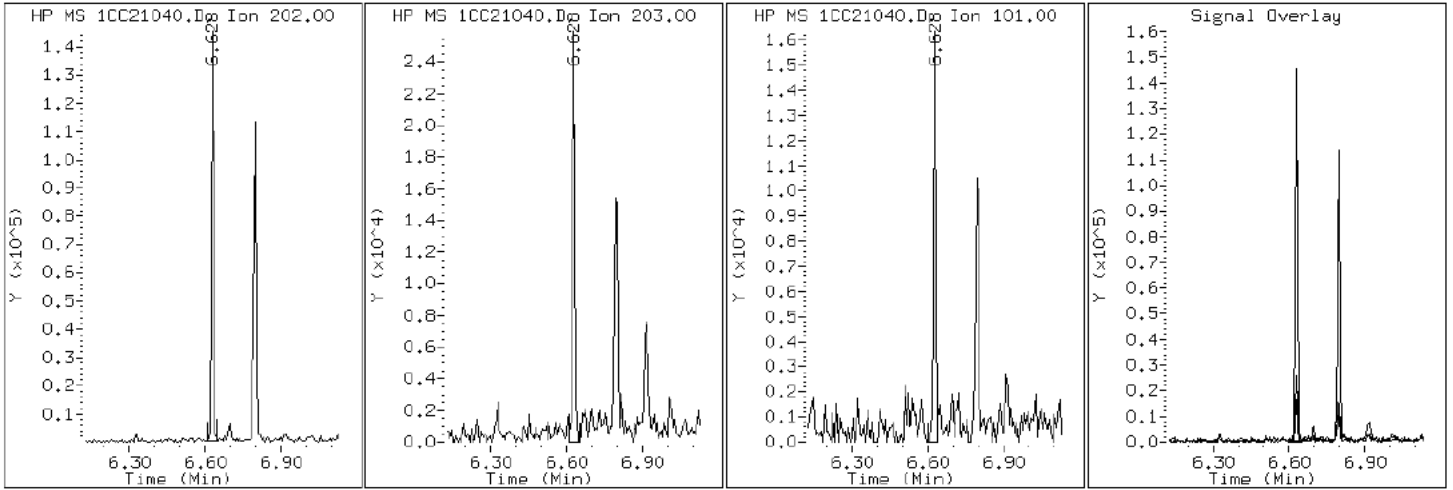
Client ID: FM0334A-CS

Instrument: BSMC5973.i

Sample Info: 680-88298-a-23-a

Operator: SCC

15 Fluoranthene



Data File: 1CC21040.D

Date: 21-MAR-2013 22:54

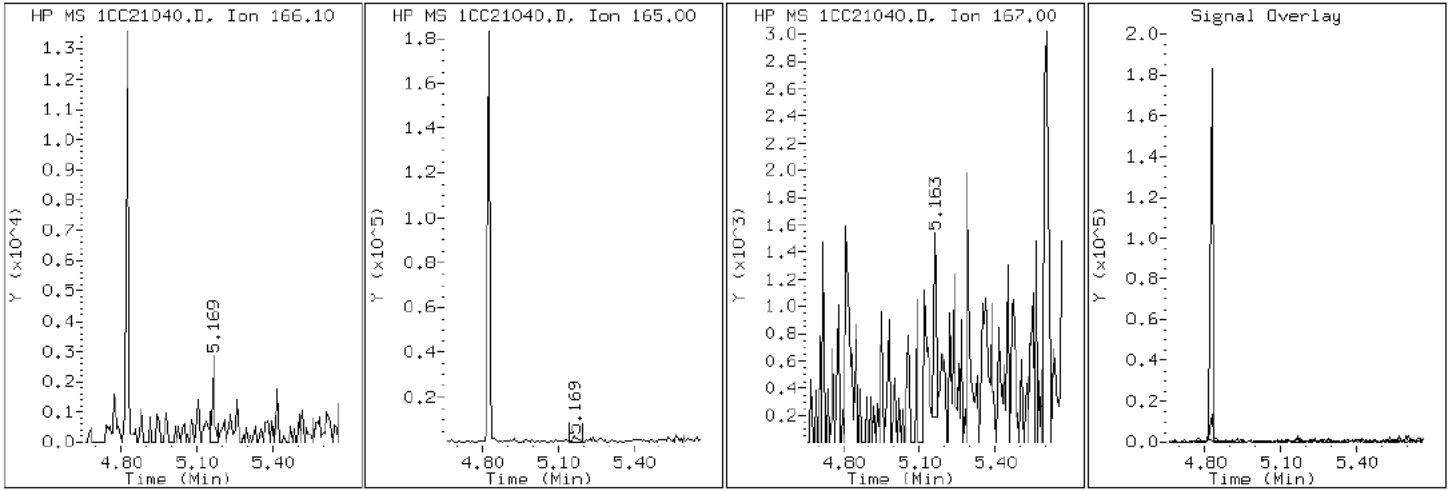
Client ID: FM0334A-CS

Instrument: BSMC5973.i

Sample Info: 680-88298-a-23-a

Operator: SCC

9 Fluorene



Data File: 1CC21040.D

Date: 21-MAR-2013 22:54

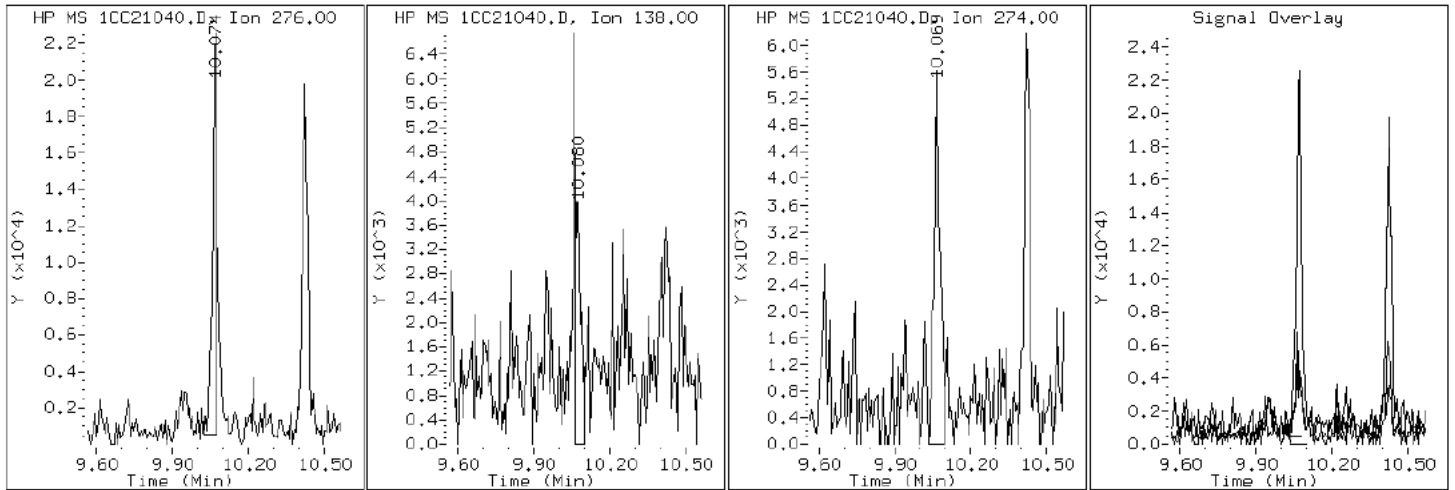
Client ID: FM0334A-CS

Instrument: BSMC5973.i

Sample Info: 680-88298-a-23-a

Operator: SCC

24 Indeno(1,2,3-cd)pyrene



Data File: 1CC21040.D

Date: 21-MAR-2013 22:54

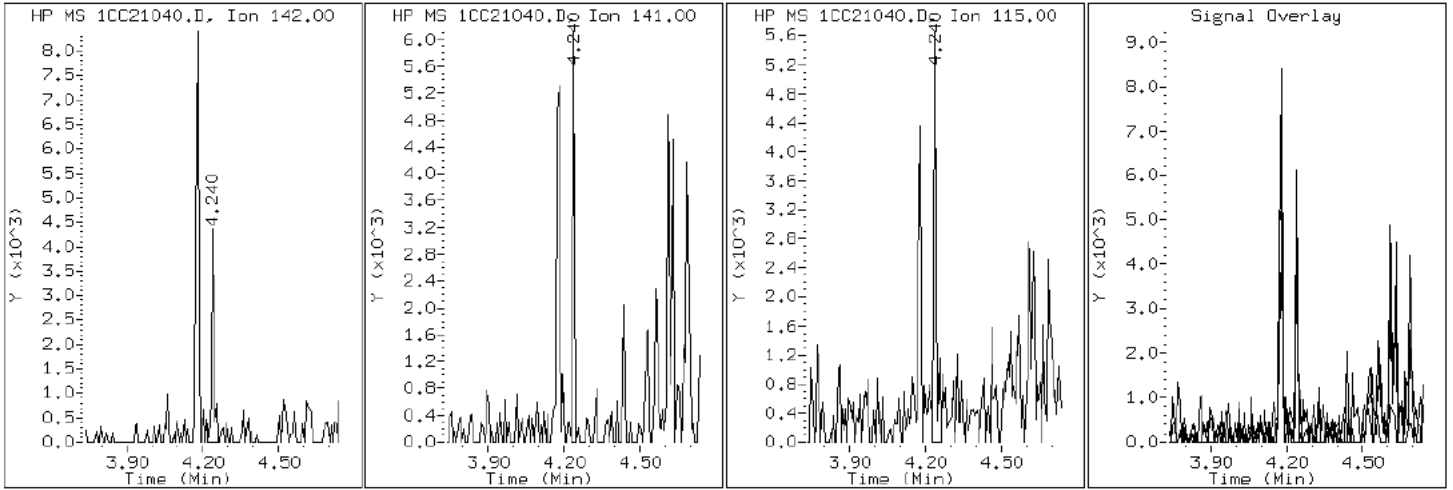
Client ID: FM0334A-CS

Instrument: BSMC5973.i

Sample Info: 680-88298-a-23-a

Operator: SCC

4 1-Methylnaphthalene



Data File: 1CC21040.D

Date: 21-MAR-2013 22:54

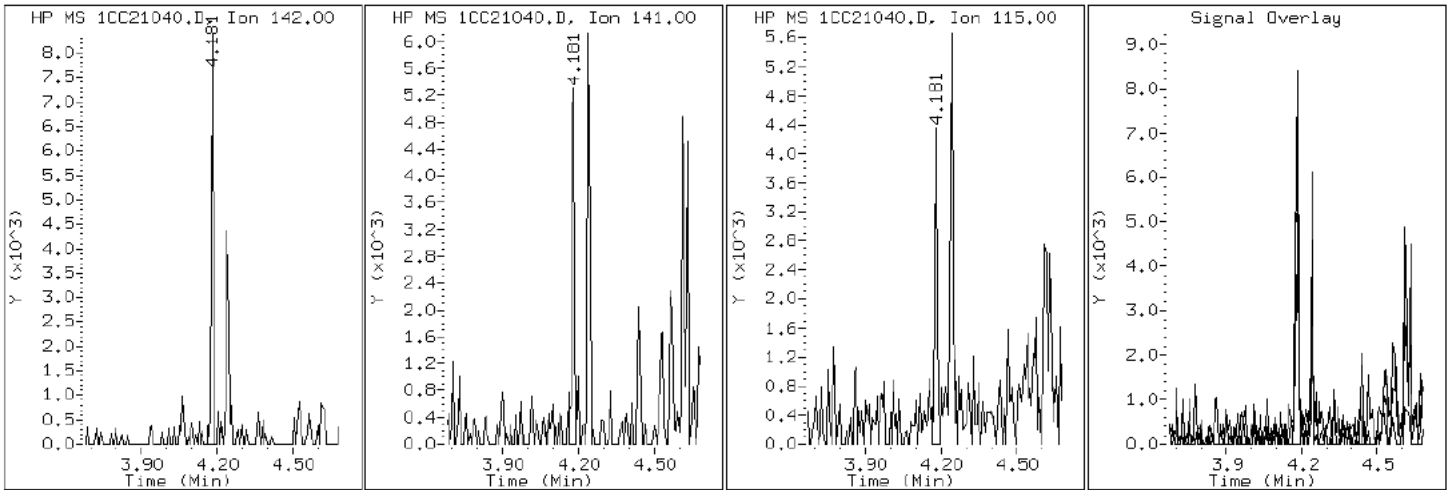
Client ID: FM0334A-CS

Instrument: BSMC5973.i

Sample Info: 680-88298-a-23-a

Operator: SCC

3 2-Methylnaphthalene



Data File: 1CC21040.D

Date: 21-MAR-2013 22:54

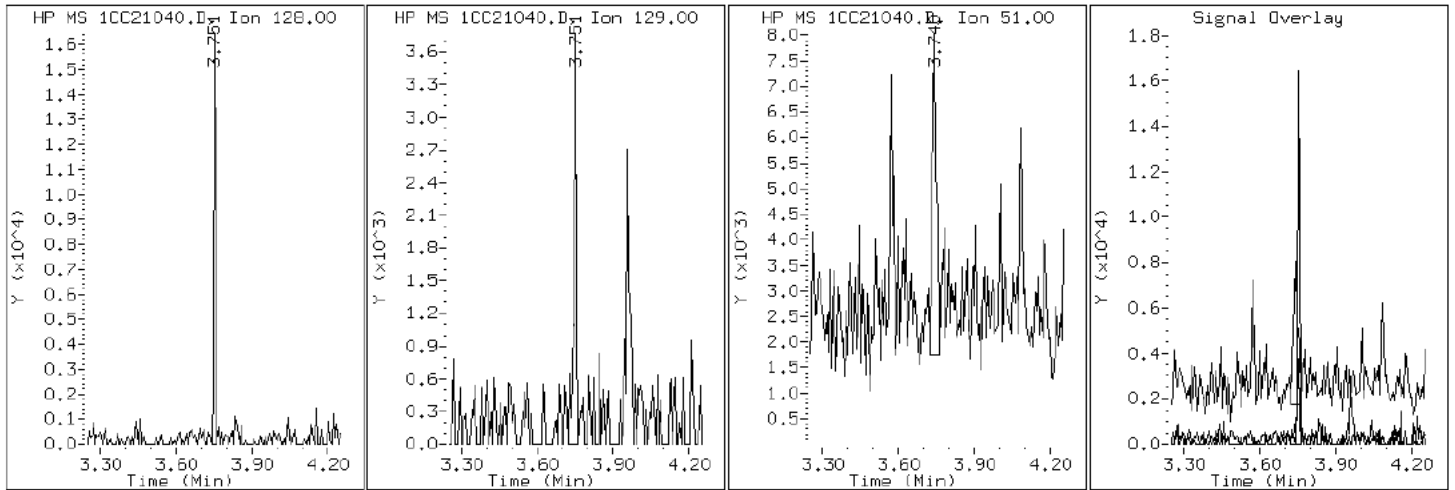
Client ID: FM0334A-CS

Instrument: BSMC5973.i

Sample Info: 680-88298-a-23-a

Operator: SCC

2 Naphthalene



Data File: 1CC21040.D

Date: 21-MAR-2013 22:54

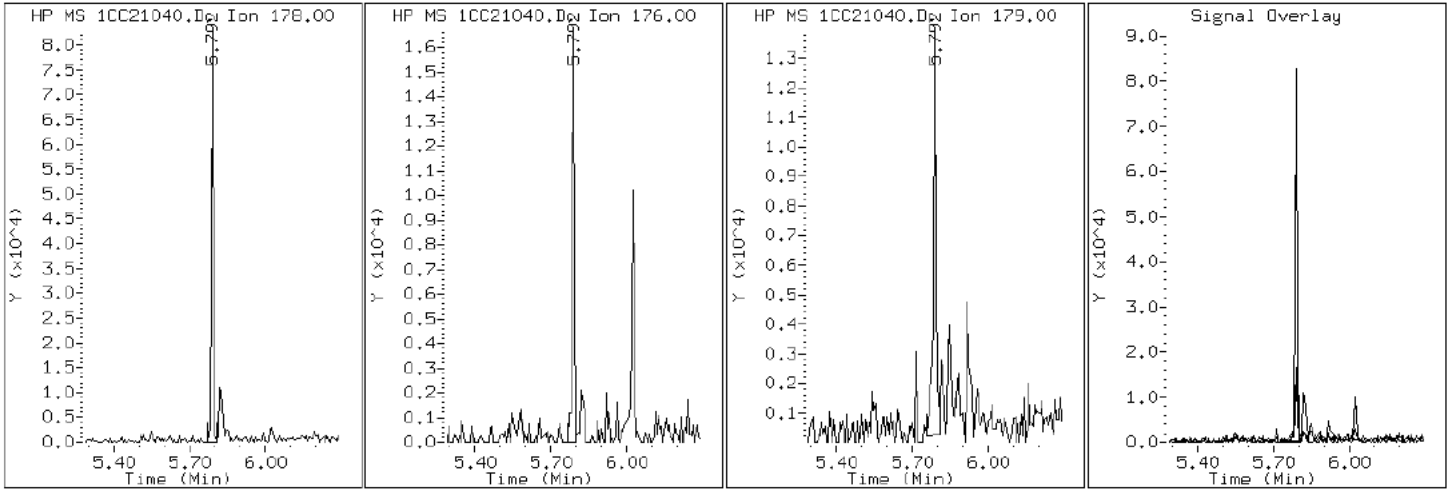
Client ID: FM0334A-CS

Instrument: BSMC5973.i

Sample Info: 680-88298-a-23-a

Operator: SCC

11 Phenanthrene



Data File: 1CC21040.D

Date: 21-MAR-2013 22:54

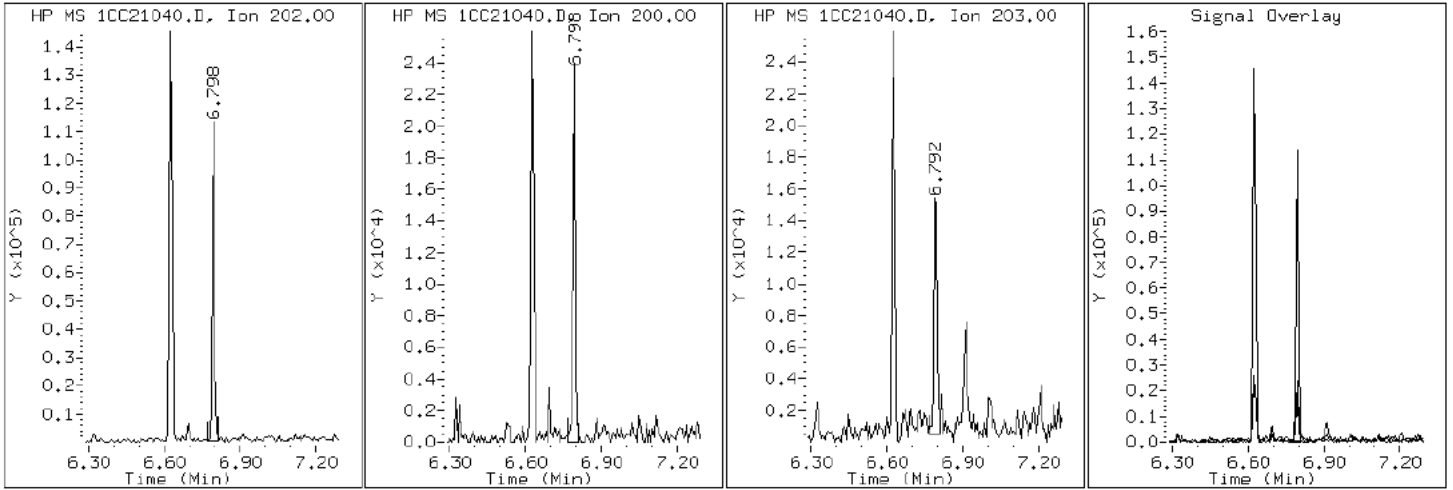
Client ID: FM0334A-CS

Instrument: BSMC5973.i

Sample Info: 680-88298-a-23-a

Operator: SCC

16 Pyrene

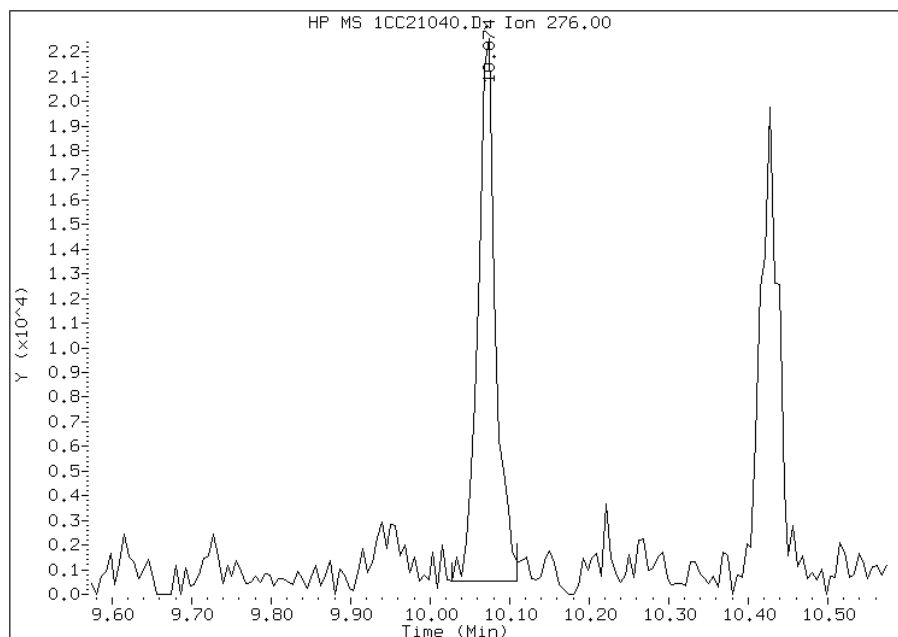


Manual Integration Report

Data File: 1CC21040.D
Inj. Date and Time: 21-MAR-2013 22:54
Instrument ID: BSMC5973.i
Client ID: FM0334A-CS
Compound: 24 Indeno(1,2,3-cd)pyrene
CAS #: 193-39-5
Report Date: 03/25/2013

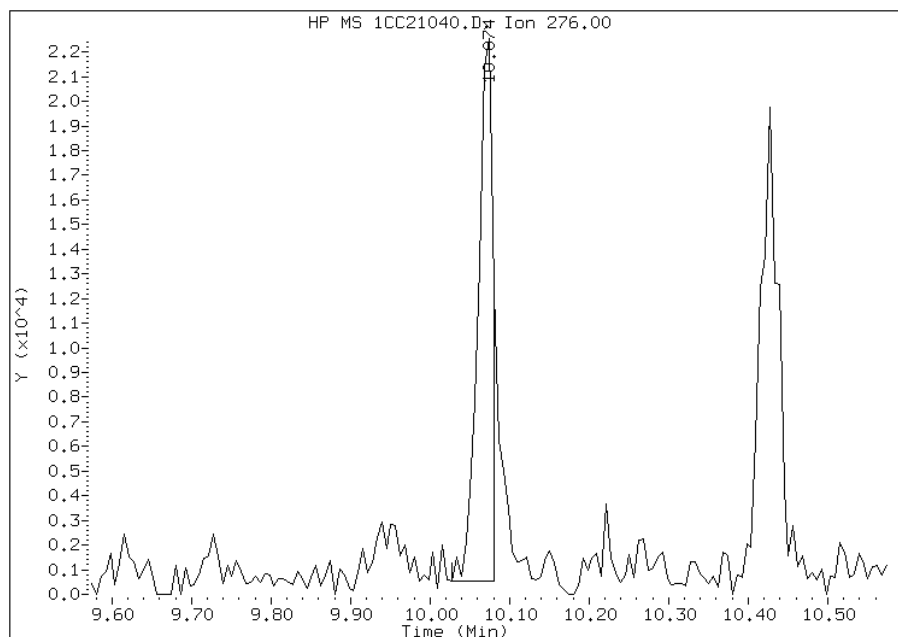
Processing Integration Results

RT: 10.07
Response: 34051
Amount: 1
Conc: 88



Manual Integration Results

RT: 10.07
Response: 28711
Amount: 1
Conc: 74



Manually Integrated By: cantins
Modification Date: 25-Mar-2013 12:37
Manual Integration Reason: Split Peak

FORM I
GC/MS SEMI VOA ORGANICS ANALYSIS DATA SHEET

Lab Name: TestAmerica Tampa Job No.: 680-88298-2
 SDG No.: 68088298-2
 Client Sample ID: FM0334B-CS Lab Sample ID: 680-88298-24
 Matrix: Solid Lab File ID: 1CC21041.D
 Analysis Method: 8270C LL Date Collected: 03/12/2013 10:25
 Extract. Method: 3546 Date Extracted: 03/20/2013 08:31
 Sample wt/vol: 15.17(g) Date Analyzed: 03/21/2013 23:13
 Con. Extract Vol.: 1(mL) Dilution Factor: 1
 Injection Volume: 1(uL) Level: (low/med) Low
 % Moisture: 23.7 GPC Cleanup: (Y/N) N
 Analysis Batch No.: 135643 Units: ug/Kg

CAS NO.	COMPOUND NAME	RESULT	Q	RL	MDL
83-32-9	Acenaphthene	130	U	130	26
208-96-8	Acenaphthylene	46	J	52	6.5
120-12-7	Anthracene	55		11	5.4
56-55-3	Benzo[a]anthracene	300		10	5.1
50-32-8	Benzo[a]pyrene	290		13	6.7
205-99-2	Benzo[b]fluoranthene	450		16	7.9
191-24-2	Benzo[g,h,i]perylene	180		26	5.7
207-08-9	Benzo[k]fluoranthene	210		10	4.7
218-01-9	Chrysene	320		12	5.8
53-70-3	Dibenz(a,h)anthracene	67		26	5.3
206-44-0	Fluoranthene	580		26	5.2
86-73-7	Fluorene	21	J	26	5.3
193-39-5	Indeno[1,2,3-cd]pyrene	160		26	9.2
90-12-0	1-Methylnaphthalene	47	J	52	5.7
91-57-6	2-Methylnaphthalene	69		52	9.2
91-20-3	Naphthalene	62		52	5.7
85-01-8	Phenanthrene	300		10	5.1
129-00-0	Pyrene	520		26	4.8

CAS NO.	SURROGATE	%REC	Q	LIMITS
84-15-1	o-Terphenyl	58		30-130

TestAmerica Laboratories

Semivolatile 8270C low level PAH

Data file : \\tam-chemsvr\chem\SM\BSMC5973.i\1C032113.b\1CC21041.D
 Lab Smp Id: 680-88298-A-24-A Client Smp ID: FM0334B-CS
 Inj Date : 21-MAR-2013 23:13
 Operator : SCC Inst ID: BSMC5973.i
 Smp Info : 680-88298-a-24-a
 Misc Info : 680-88298-A-24-A
 Comment :
 Method : \\tam-chemsvr\chem\SM\BSMC5973.i\1C032113.b\a-bFASTPAHi-m.m
 Meth Date : 21-Mar-2013 12:06 cantins Quant Type: ISTD
 Cal Date : 22-FEB-2013 13:48 Cal File: 1CB22009.D
 Als bottle: 40
 Dil Factor: 1.00000
 Integrator: HP RTE Compound Sublist: pah.sub
 Target Version: 4.14
 Processing Host: TAM1000

Concentration Formula:

$$\text{Amt} * \text{DF} * 1/\text{Vi} * \text{Vt}/\text{Ws} * 100/(100 - \text{M}) * \text{A} * \text{B} * \text{C} * \text{D} * \text{GPC} * \text{CpndVariable}$$

Name	Value	Description
DF	1.000	Dilution Factor
Vi	1.000	Injection Volume
Vt	1.000	Final Volume
Ws	15.170	Weight Extracted
M	23.708	% Moisture
A	1000.000	uL to mL conversion
B	1000.000	g to kg conversion
C	0.00100	ng to ug conversion
D	1.000	ug to mg conversion(value = 1 if no conv)
GPC	1.000	GPC FACTOR
Cpnd Variable		Local Compound Variable

Compounds	QUANT	SIG	MASS	RT	EXP RT	REL RT	RESPONSE	CONCENTRATIONS	
								ON-COLUMN (ug/ml)	FINAL (ug/Kg)
* 1 Naphthalene-d8	136		3.739	3.739	(1.000)	917926	40.0000		
* 6 Acenaphthene-d10	164		4.827	4.827	(1.000)	755091	40.0000		
* 10 Phenanthrene-d10	188		5.774	5.774	(1.000)	1337240	40.0000		
\$ 14 o-Terphenyl	230		6.027	6.027	(1.044)	117251	5.80737	501.7791	
* 18 Chrysene-d12	240		7.715	7.715	(1.000)	1384636	40.0000		
* 23 Perylene-d12	264		8.904	8.898	(1.000)	1300464	40.0000		
2 Naphthalene	128		3.751	3.751	(1.003)	17060	0.71389	61.6832	
3 2-Methylnaphthalene	142		4.180	4.180	(1.118)	12687	0.79590	68.7690	
4 1-Methylnaphthalene	142		4.239	4.239	(1.134)	7922	0.54567	47.1481(Q)	
5 Acenaphthylene	152		4.739	4.739	(0.982)	16086	0.52840	45.6557	
9 Fluorene	166		5.169	5.162	(1.071)	5774	0.24128	20.8479	
11 Phenanthrene	178		5.792	5.792	(1.003)	135235	3.49742	302.1907	
12 Anthracene	178		5.827	5.821	(1.009)	24018	0.63513	54.8773	
13 Carbazole	167		5.933	5.933	(1.027)	22120	0.65802	56.8556	

Compounds	QUANT SIG						CONCENTRATIONS	
	MASS		RT	EXP RT	REL RT	RESPONSE	ON-COLUMN (ug/ml)	FINAL (ug/Kg)
-----	----		-----	-----	-----	-----	-----	-----
15 Fluoranthene	202		6.627	6.627	(1.148)	284490	6.71837	580.4929
16 Pyrene	202		6.798	6.792	(0.881)	225391	6.05725	523.3702
17 Benzo(a)anthracene	228		7.710	7.709	(0.999)	140812	3.52354	304.4471
19 Chrysene	228		7.733	7.733	(1.002)	147645	3.69174	318.9810
20 Benzo(b)fluoranthene	252		8.557	8.551	(0.961)	175629	5.16769	446.5087(M)
21 Benzo(k)fluoranthene	252		8.574	8.574	(0.963)	85295	2.44648	211.3857(QM)
22 Benzo(a)pyrene	252		8.845	8.845	(0.993)	110681	3.35280	289.6950
24 Indeno(1,2,3-cd)pyrene	276		10.074	10.068	(1.131)	58009	1.86798	161.4003(M)
25 Dibenzo(a,h)anthracene	278		10.086	10.086	(1.133)	23711	0.78059	67.4462(M)
26 Benzo(g,h,i)perylene	276		10.421	10.421	(1.170)	69314	2.13368	184.3586

QC Flag Legend

Q - Qualifier signal failed the ratio test.
M - Compound response manually integrated.

Data File: 1CC21041.D

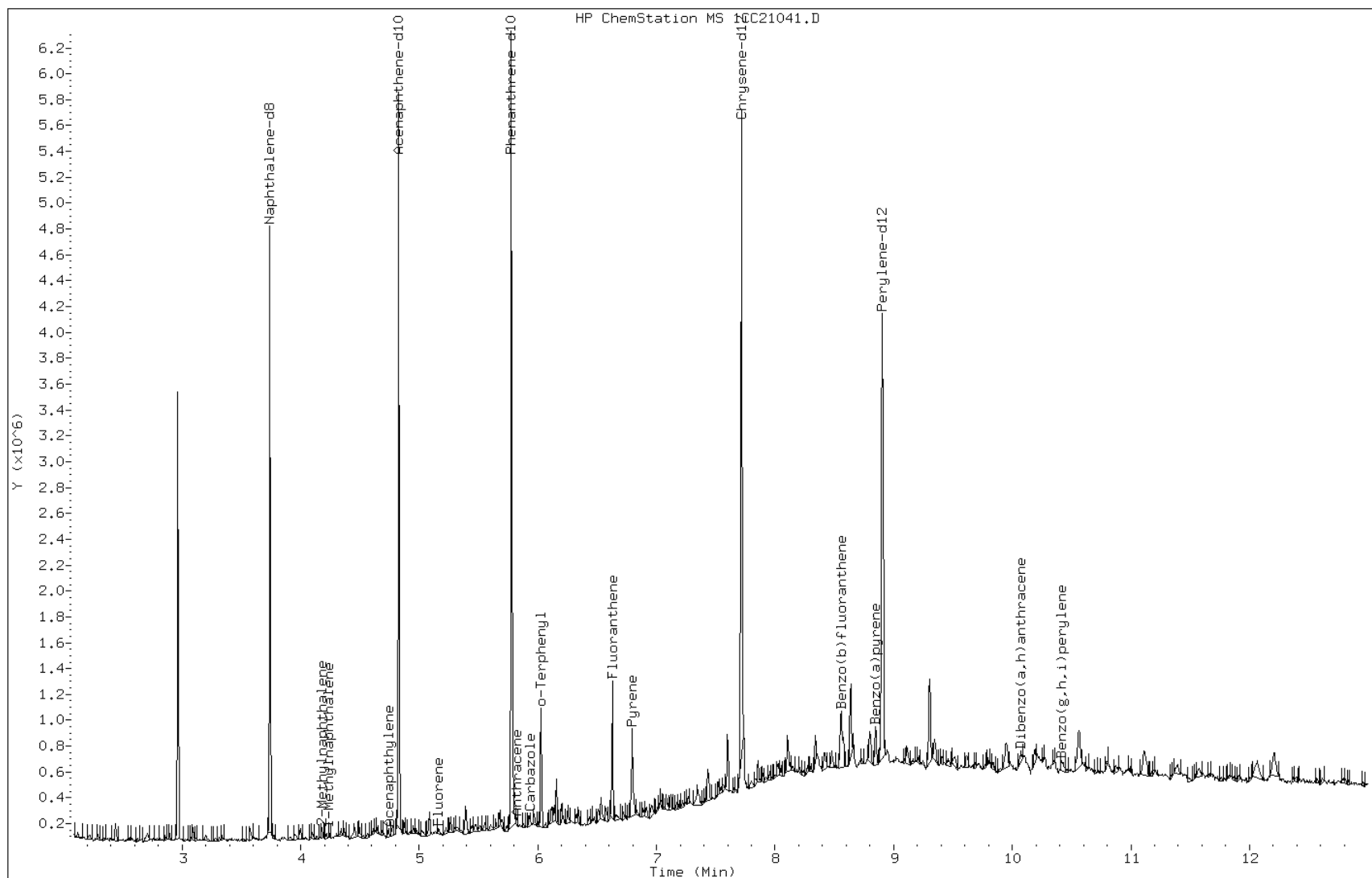
Date: 21-MAR-2013 23:13

Client ID: FM0334B-CS

Instrument: BSMC5973.i

Sample Info: 680-88298-a-24-a

Operator: SCC



Data File: 1CC21041.D

Date: 21-MAR-2013 23:13

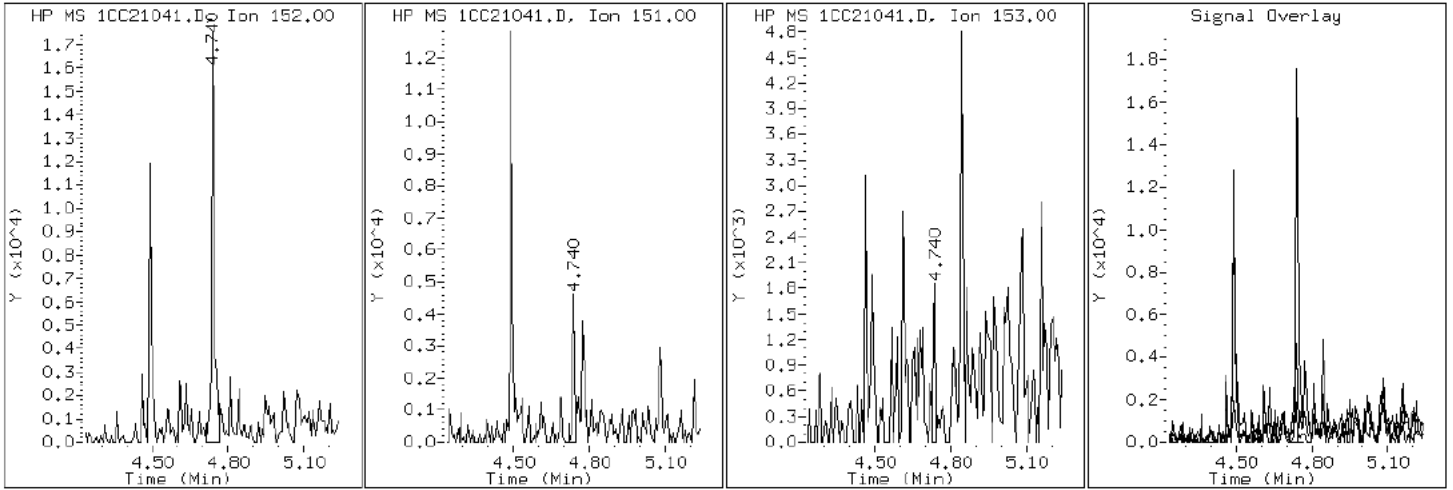
Client ID: FM0334B-CS

Instrument: BSMC5973.i

Sample Info: 680-88298-a-24-a

Operator: SCC

5 Acenaphthylene



Data File: 1CC21041.D

Date: 21-MAR-2013 23:13

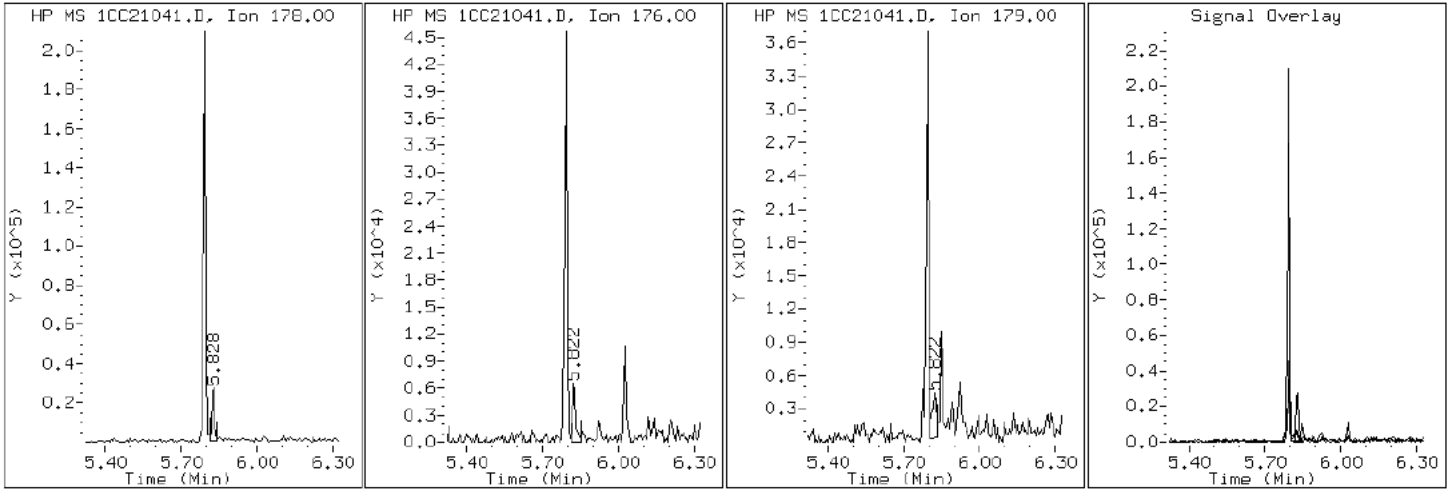
Client ID: FM0334B-CS

Instrument: BSMC5973.i

Sample Info: 680-88298-a-24-a

Operator: SCC

12 Anthracene



Data File: 1CC21041.D

Date: 21-MAR-2013 23:13

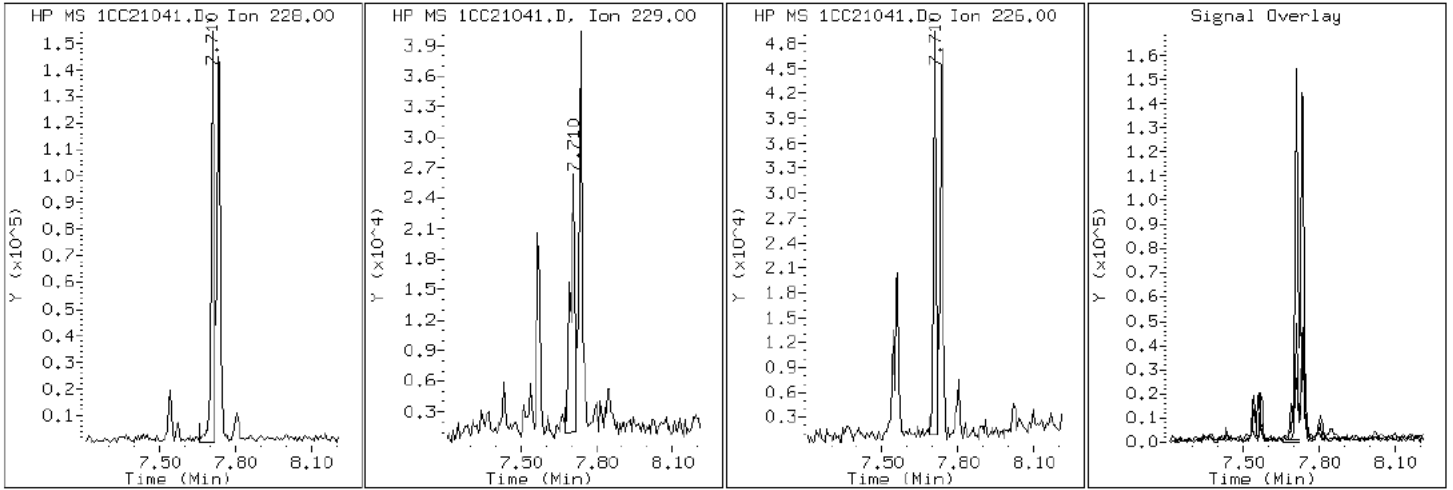
Client ID: FM0334B-CS

Instrument: BSMC5973.i

Sample Info: 680-88298-a-24-a

Operator: SCC

17 Benzo(a)anthracene



Data File: 1CC21041.D

Date: 21-MAR-2013 23:13

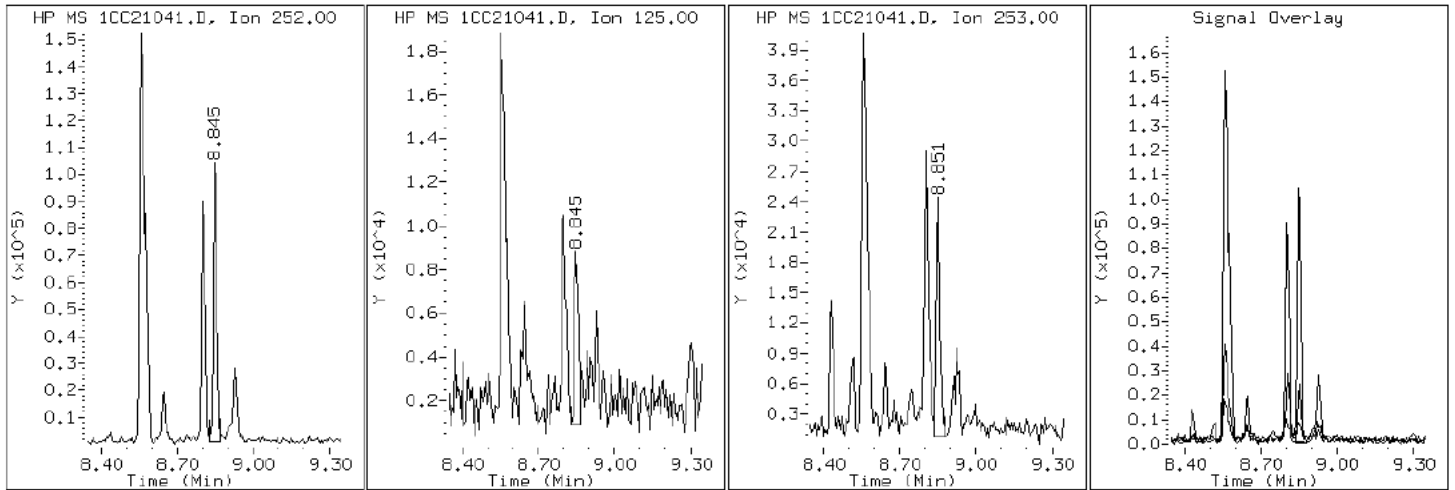
Client ID: FM0334B-CS

Instrument: BSMC5973.i

Sample Info: 680-88298-a-24-a

Operator: SCC

22 Benzo(a)pyrene



Data File: 1CC21041.D

Date: 21-MAR-2013 23:13

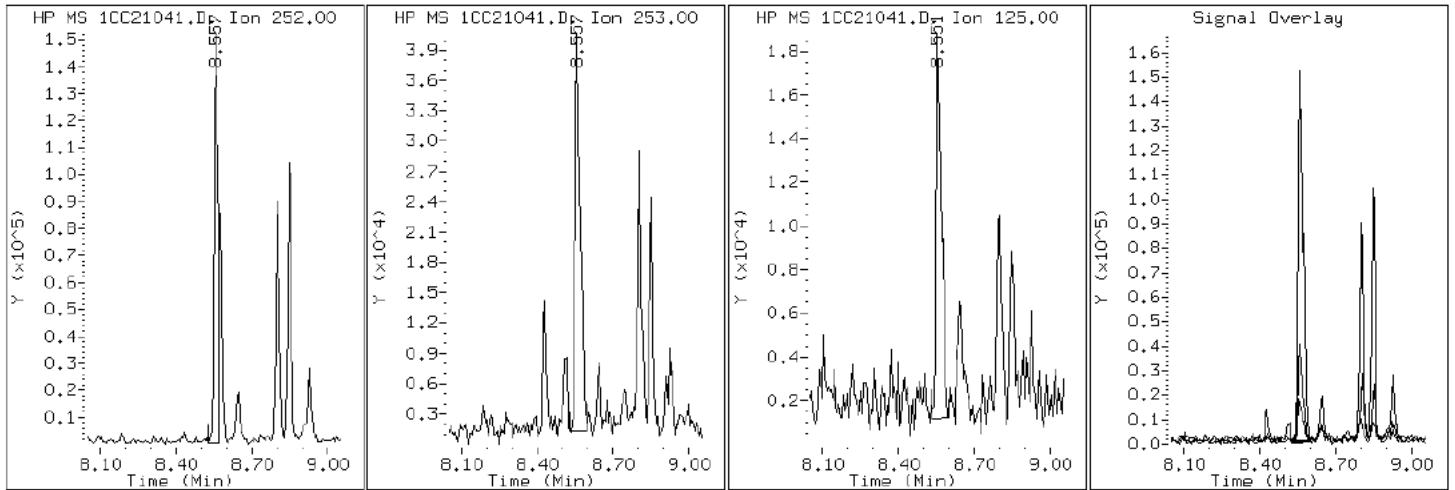
Client ID: FM0334B-CS

Instrument: BSMC5973.i

Sample Info: 680-88298-a-24-a

Operator: SCC

20 Benzo (b) fluoranthene



Data File: 1CC21041.D

Date: 21-MAR-2013 23:13

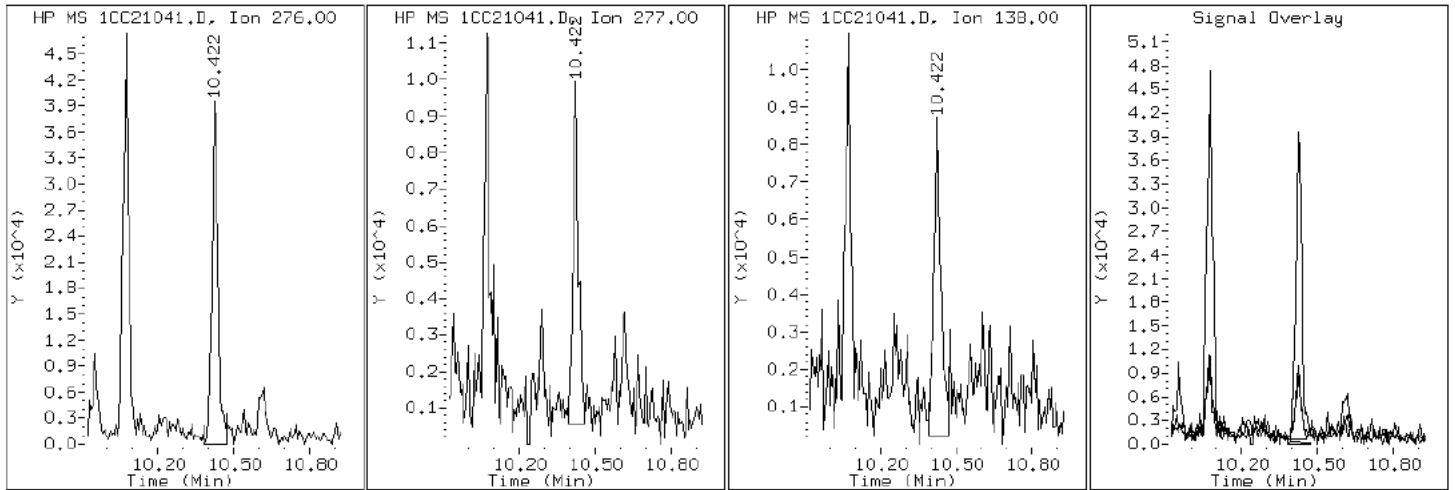
Client ID: FM0334B-CS

Instrument: BSMC5973.i

Sample Info: 680-88298-a-24-a

Operator: SCC

26 Benzo(g,h,i)perylene



Data File: 1CC21041.D

Date: 21-MAR-2013 23:13

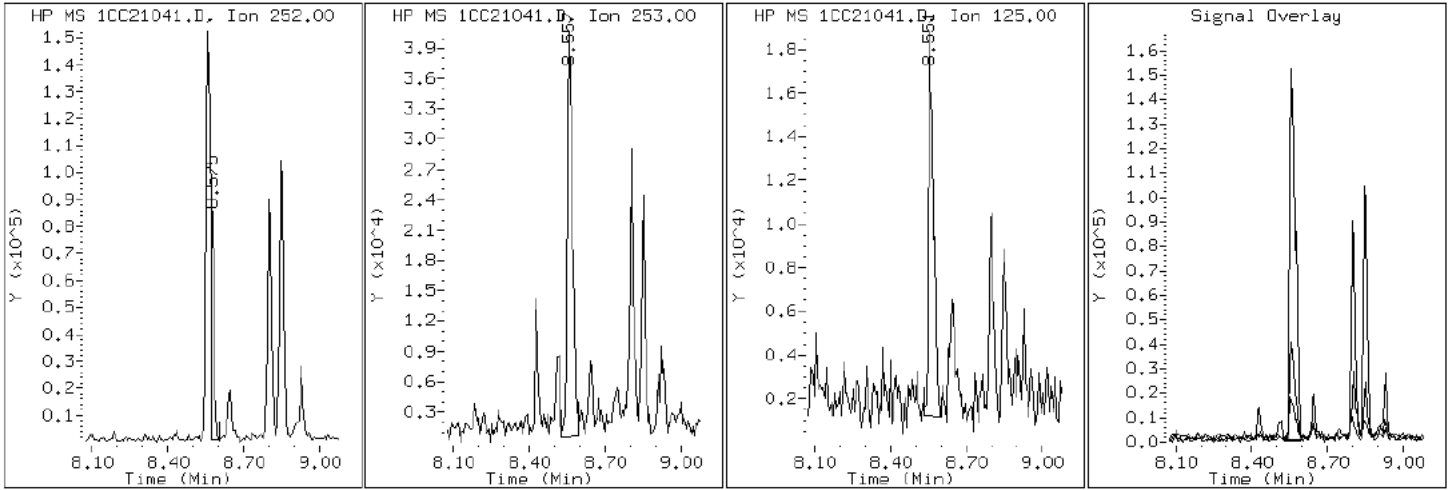
Client ID: FM0334B-CS

Instrument: BSMC5973.i

Sample Info: 680-88298-a-24-a

Operator: SCC

21 Benzo(k)fluoranthene



Data File: 1CC21041.D

Date: 21-MAR-2013 23:13

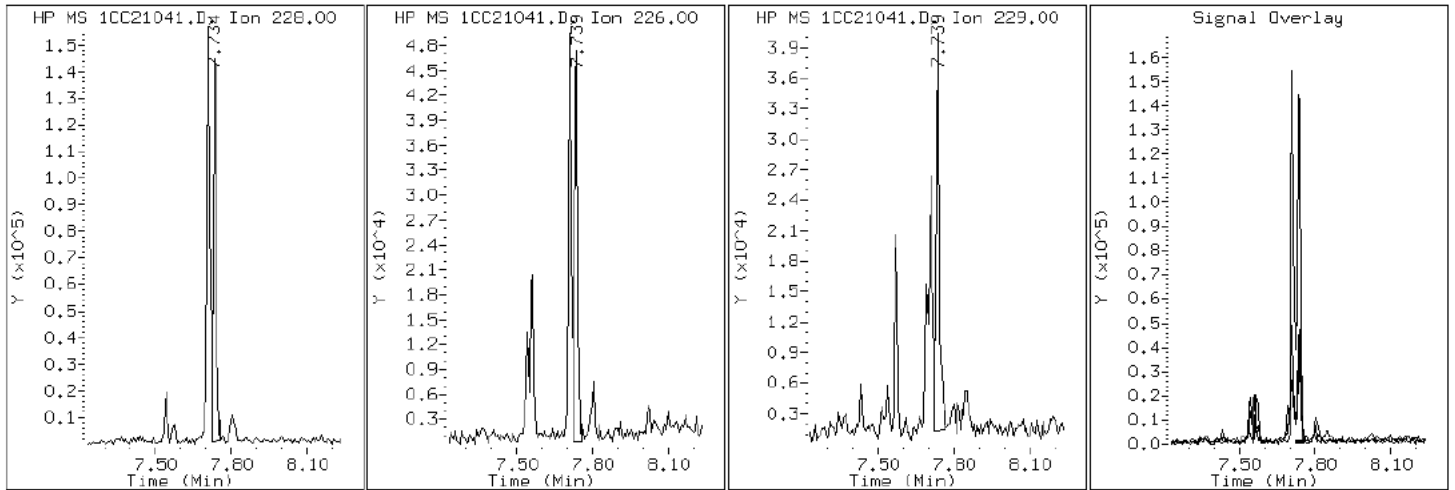
Client ID: FM0334B-CS

Instrument: BSMC5973.i

Sample Info: 680-88298-a-24-a

Operator: SCC

19 Chrysene



Data File: 1CC21041.D

Date: 21-MAR-2013 23:13

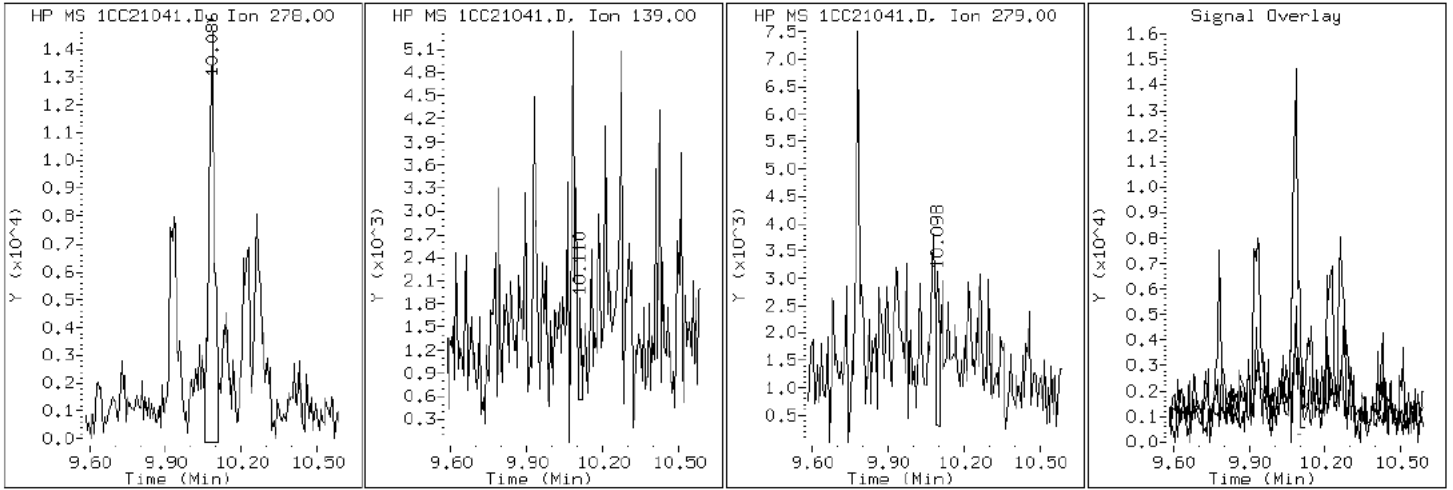
Client ID: FM0334B-CS

Instrument: BSMC5973.i

Sample Info: 680-88298-a-24-a

Operator: SCC

25 Dibenzo (a,h) anthracene



Data File: 1CC21041.D

Date: 21-MAR-2013 23:13

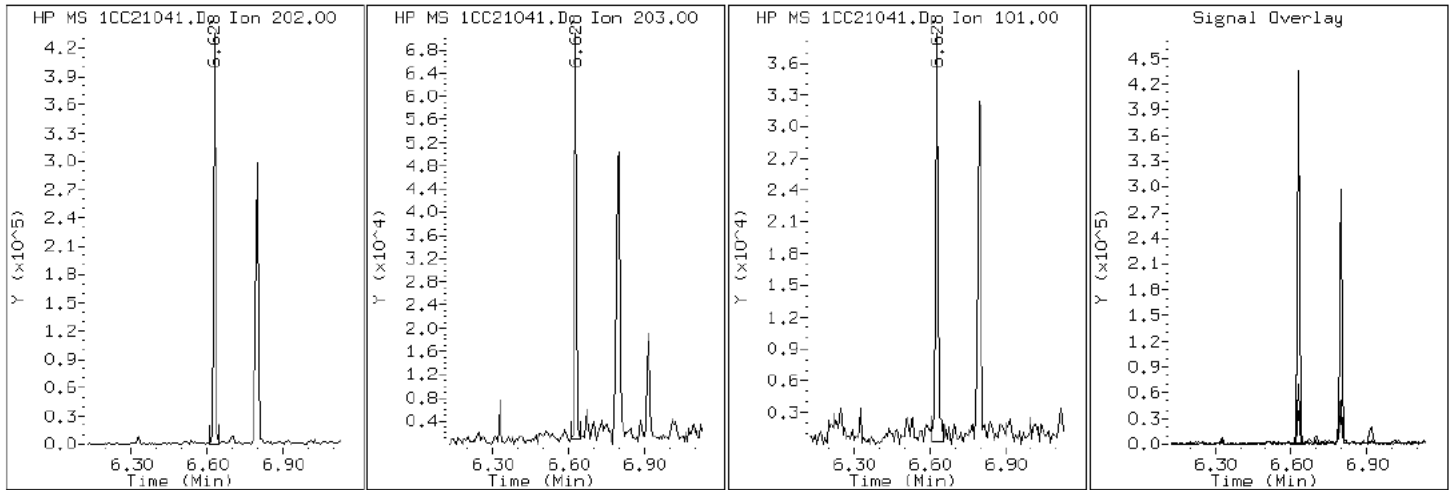
Client ID: FM0334B-CS

Instrument: BSMC5973.i

Sample Info: 680-88298-a-24-a

Operator: SCC

15 Fluoranthene



Data File: 1CC21041.D

Date: 21-MAR-2013 23:13

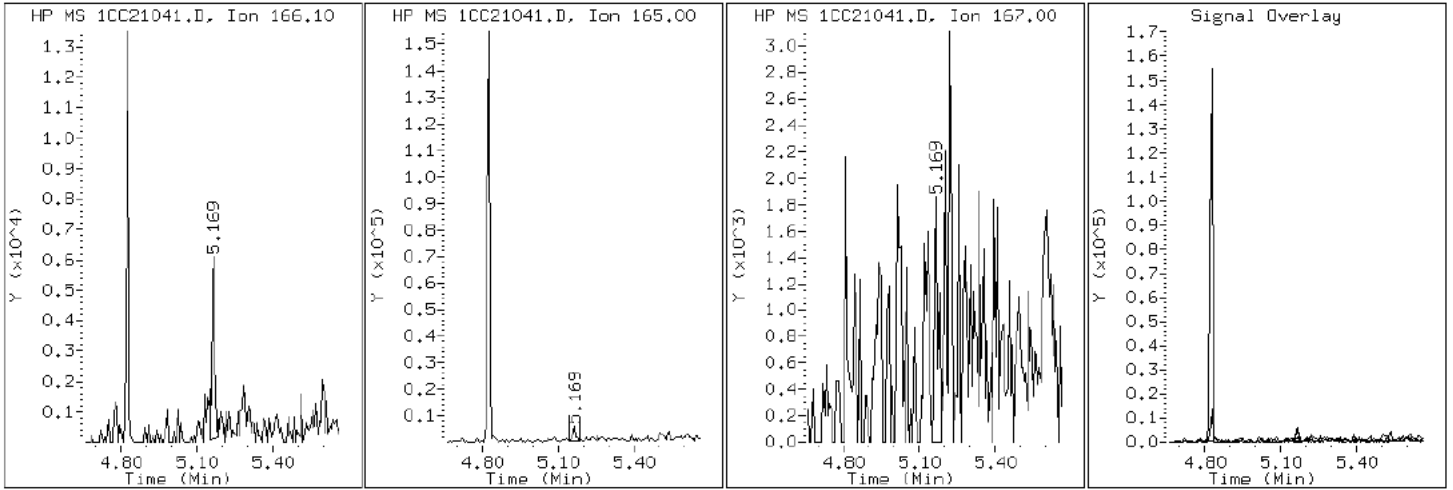
Client ID: FM0334B-CS

Instrument: BSMC5973.i

Sample Info: 680-88298-a-24-a

Operator: SCC

9 Fluorene



Data File: 1CC21041.D

Date: 21-MAR-2013 23:13

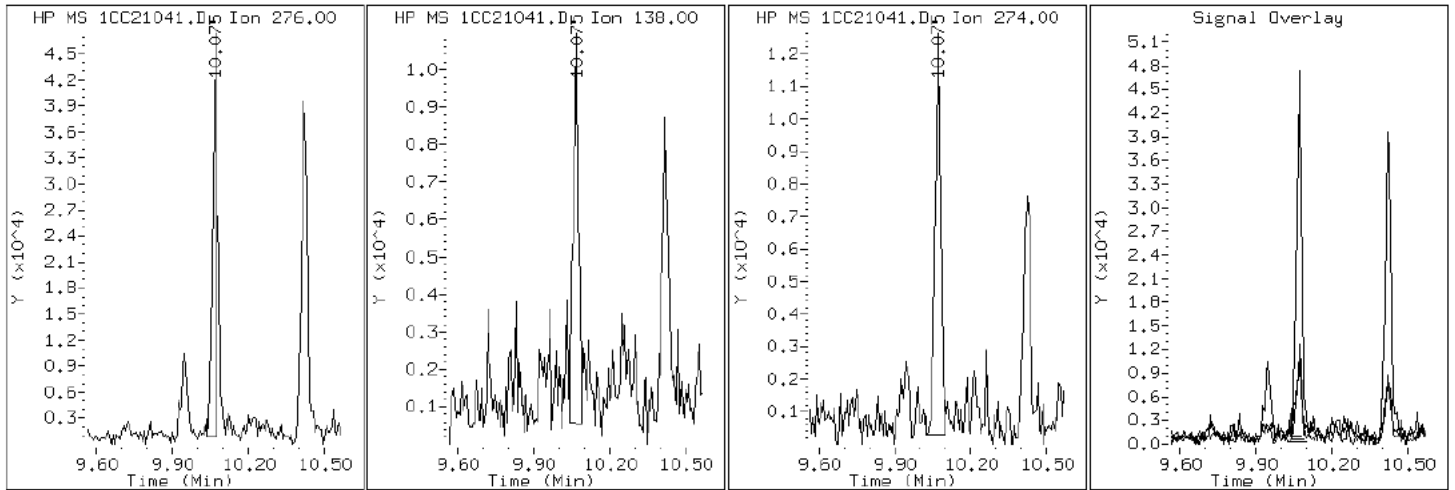
Client ID: FM0334B-CS

Instrument: BSMC5973.i

Sample Info: 680-88298-a-24-a

Operator: SCC

24 Indeno(1,2,3-cd)pyrene



Data File: 1CC21041.D

Date: 21-MAR-2013 23:13

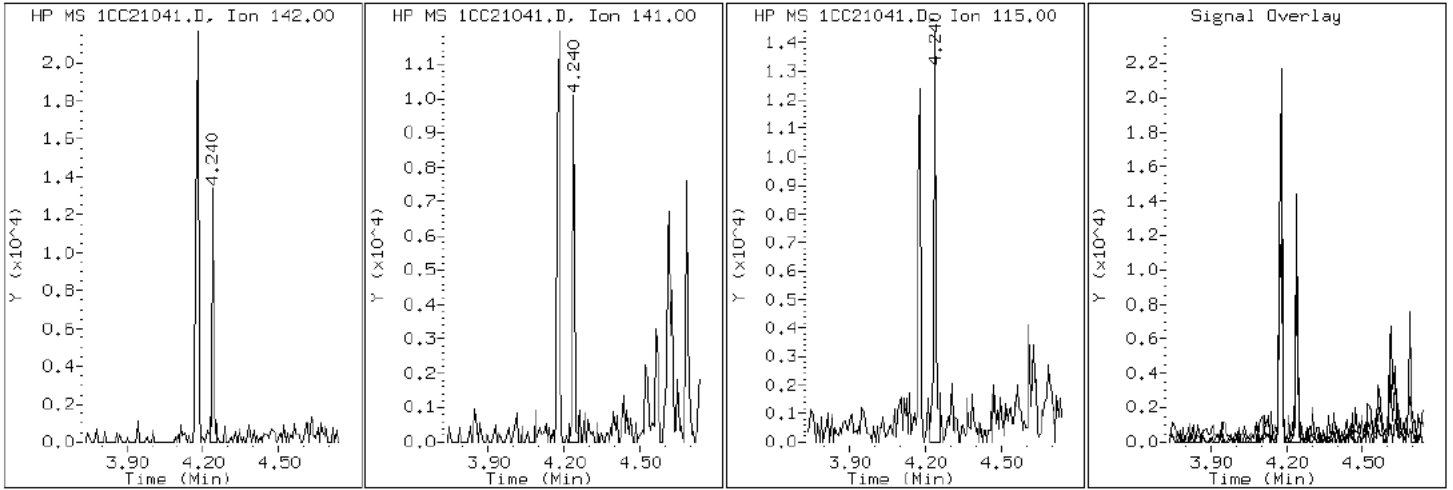
Client ID: FM0334B-CS

Instrument: BSMC5973.i

Sample Info: 680-88298-a-24-a

Operator: SCC

4 1-Methylnaphthalene



Data File: 1CC21041.D

Date: 21-MAR-2013 23:13

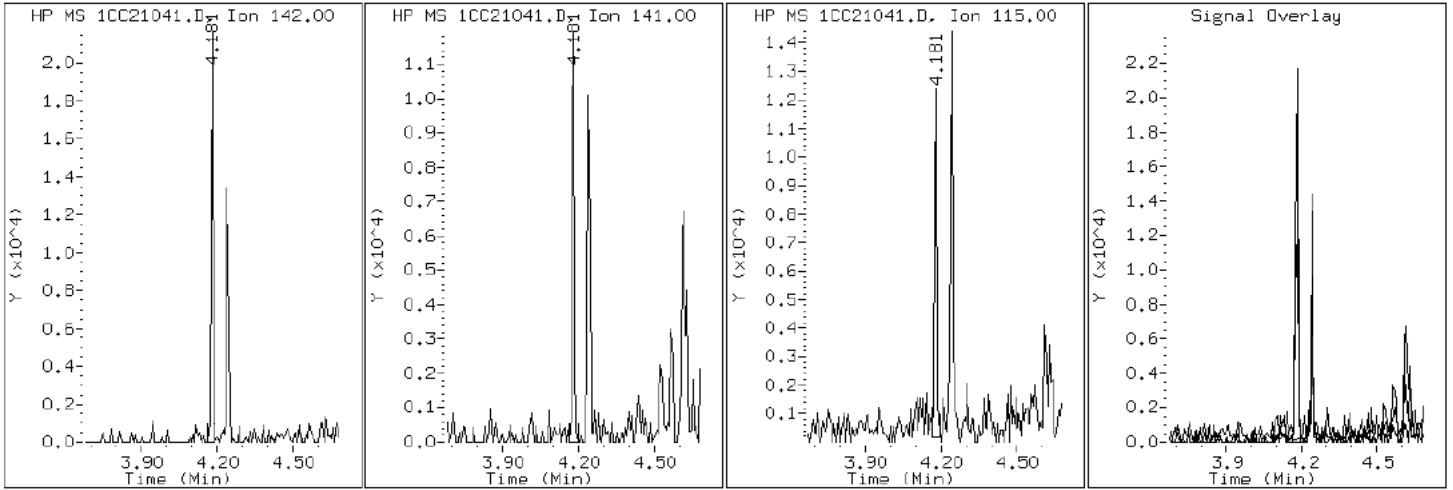
Client ID: FM0334B-CS

Instrument: BSMC5973.i

Sample Info: 680-88298-a-24-a

Operator: SCC

3 2-Methylnaphthalene



Data File: 1CC21041.D

Date: 21-MAR-2013 23:13

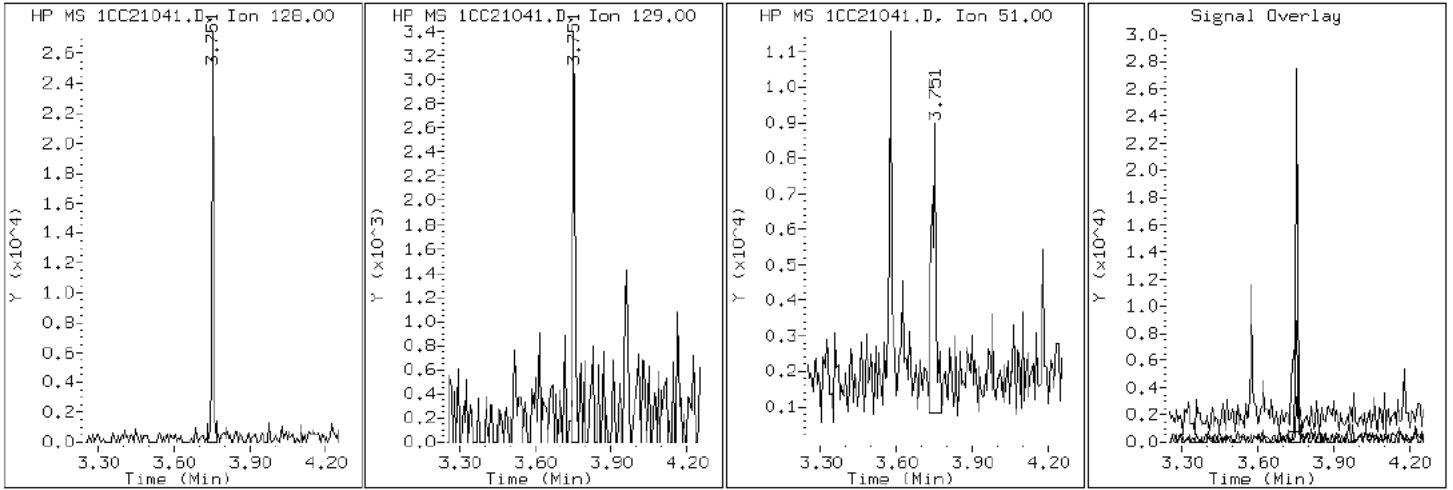
Client ID: FM0334B-CS

Instrument: BSMC5973.i

Sample Info: 680-88298-a-24-a

Operator: SCC

2 Naphthalene



Data File: 1CC21041.D

Date: 21-MAR-2013 23:13

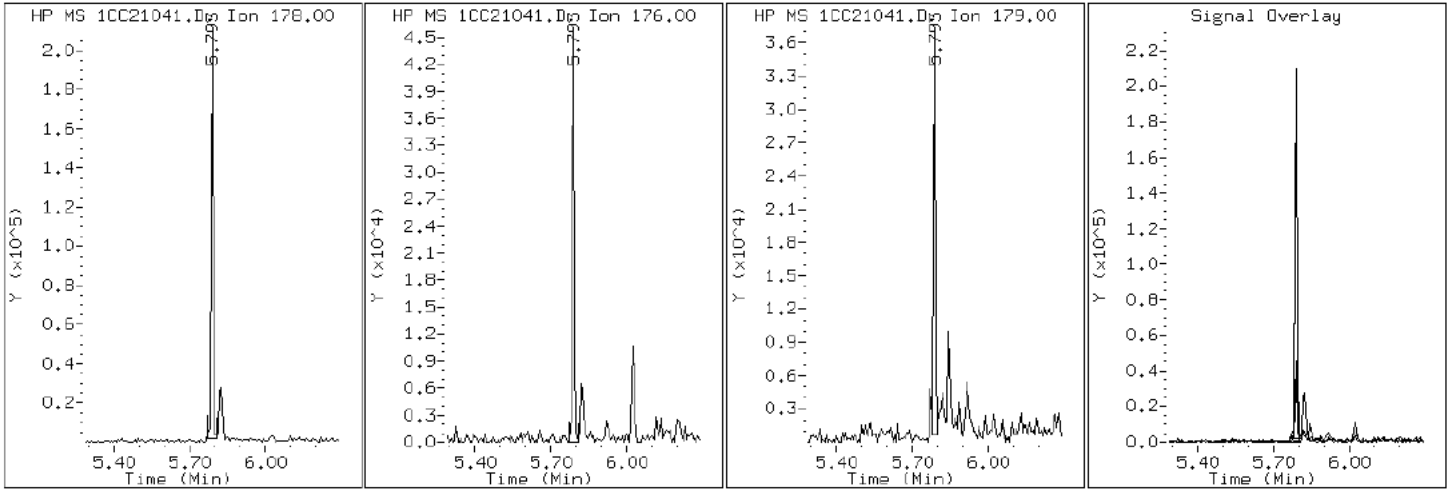
Client ID: FM0334B-CS

Instrument: BSMC5973.i

Sample Info: 680-88298-a-24-a

Operator: SCC

11 Phenanthrene



Data File: 1CC21041.D

Date: 21-MAR-2013 23:13

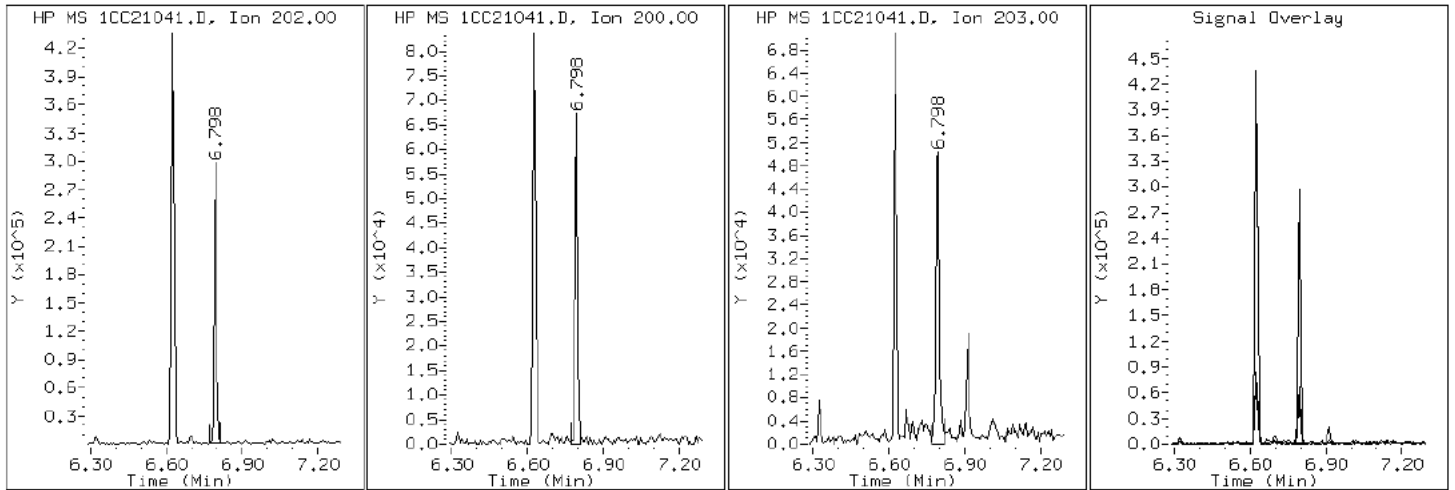
Client ID: FM0334B-CS

Instrument: BSMC5973.i

Sample Info: 680-88298-a-24-a

Operator: SCC

16 Pyrene

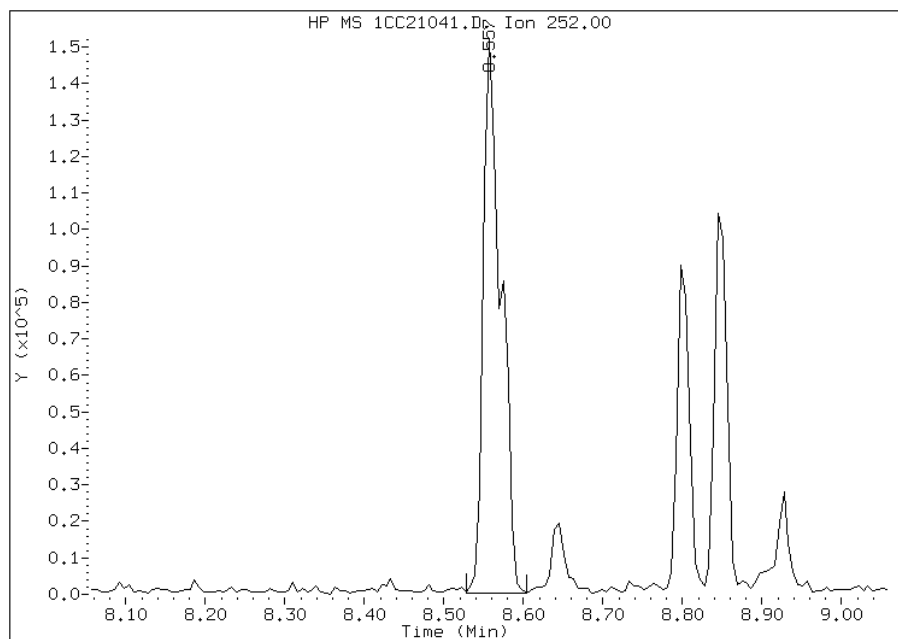


Manual Integration Report

Data File: 1CC21041.D
Inj. Date and Time: 21-MAR-2013 23:13
Instrument ID: BSMC5973.i
Client ID: FM0334B-CS
Compound: 20 Benzo(b)fluoranthene
CAS #: 205-99-2
Report Date: 03/25/2013

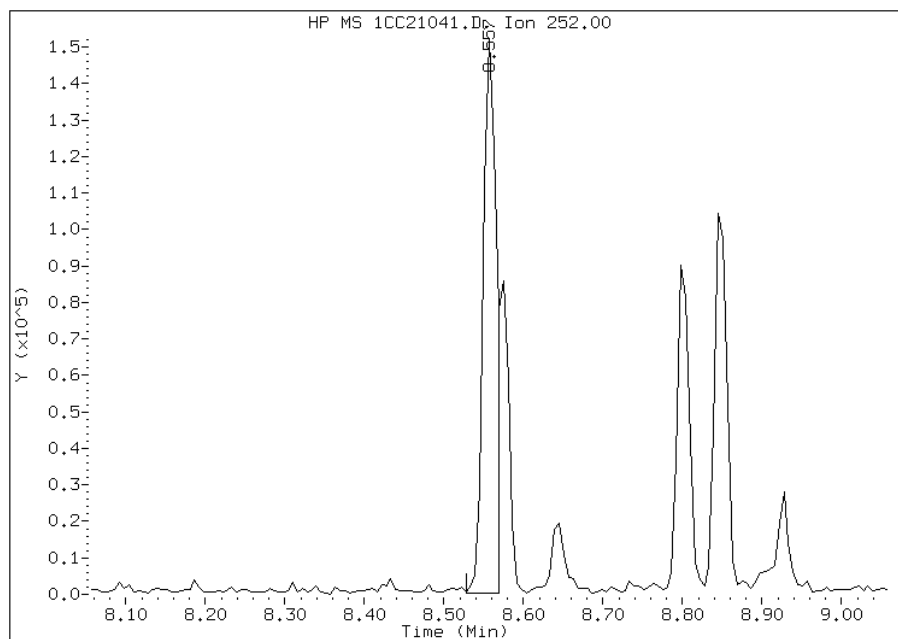
Processing Integration Results

RT: 8.56
Response: 234436
Amount: 7
Conc: 596



Manual Integration Results

RT: 8.56
Response: 175629
Amount: 5
Conc: 447



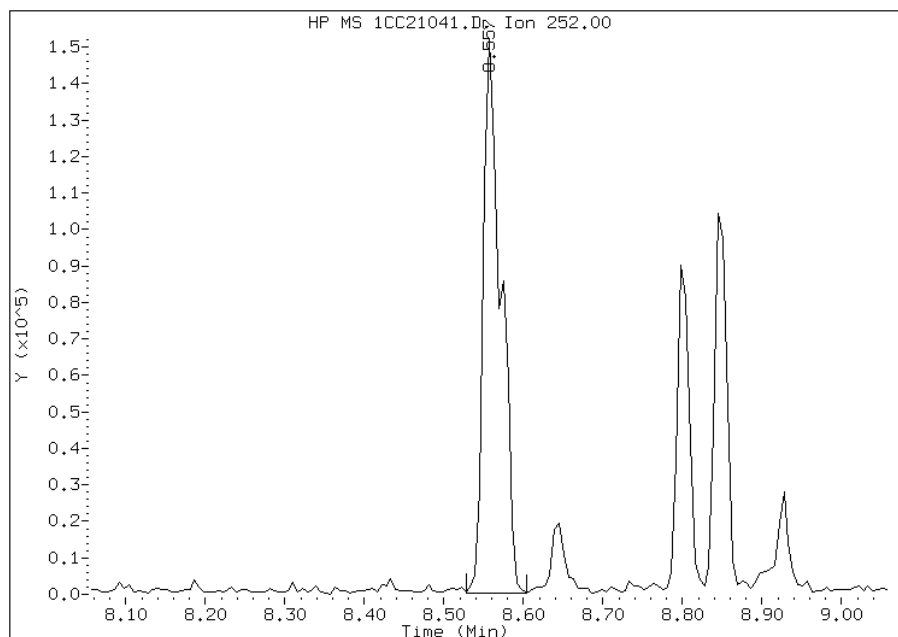
Manually Integrated By: cantins
Modification Date: 25-Mar-2013 12:38
Manual Integration Reason: Split Peak

Manual Integration Report

Data File: 1CC21041.D
Inj. Date and Time: 21-MAR-2013 23:13
Instrument ID: BSMC5973.i
Client ID: FM0334B-CS
Compound: 21 Benzo(k)fluoranthene
CAS #: 207-08-9
Report Date: 03/25/2013

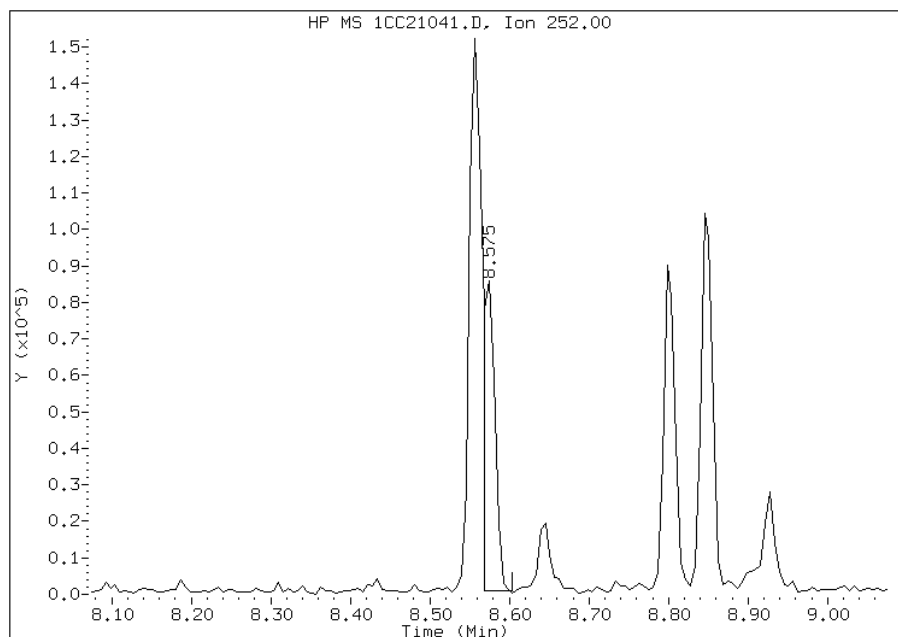
Processing Integration Results

RT: 8.56
Response: 234448
Amount: 7
Conc: 581



Manual Integration Results

RT: 8.57
Response: 85295
Amount: 2
Conc: 211



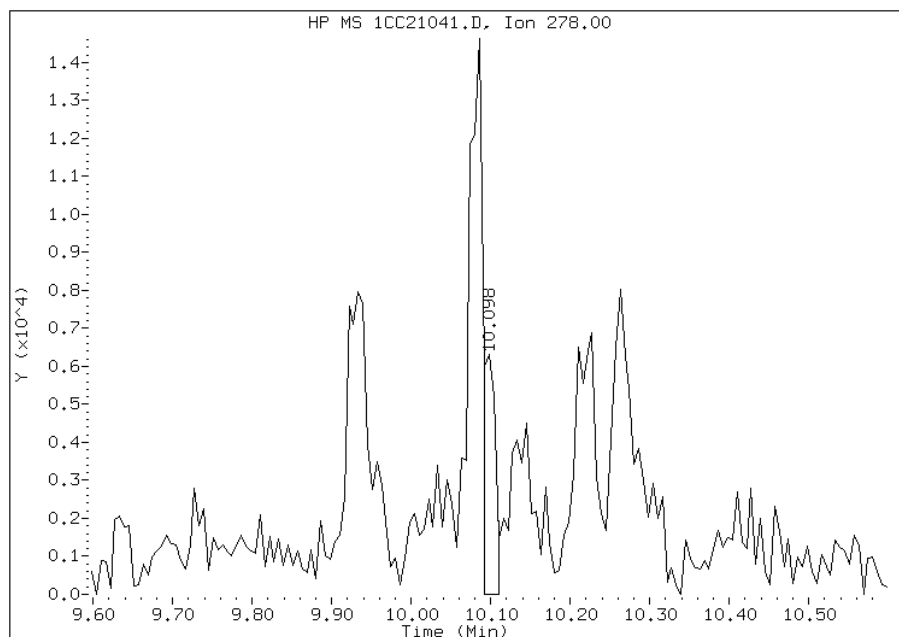
Manually Integrated By: cantins
Modification Date: 25-Mar-2013 12:38
Manual Integration Reason: Baseline Event

Manual Integration Report

Data File: 1CC21041.D
Inj. Date and Time: 21-MAR-2013 23:13
Instrument ID: BSMC5973.i
Client ID: FM0334B-CS
Compound: 25 Dibenzo(a,h)anthracene
CAS #: 53-70-3
Report Date: 03/25/2013

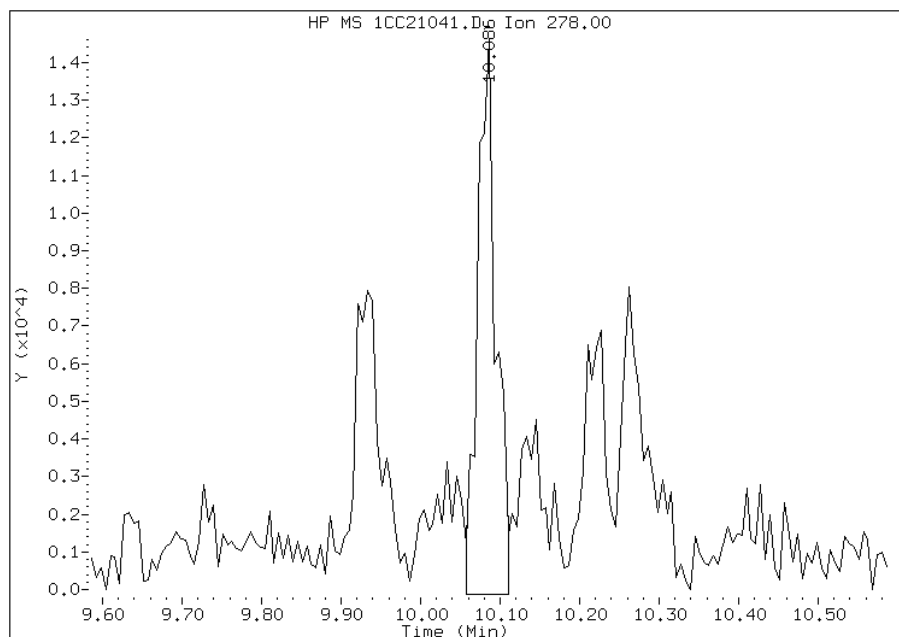
Processing Integration Results

RT: 10.10
Response: 6691
Amount: 0
Conc: 19



Manual Integration Results

RT: 10.09
Response: 23711
Amount: 1
Conc: 67



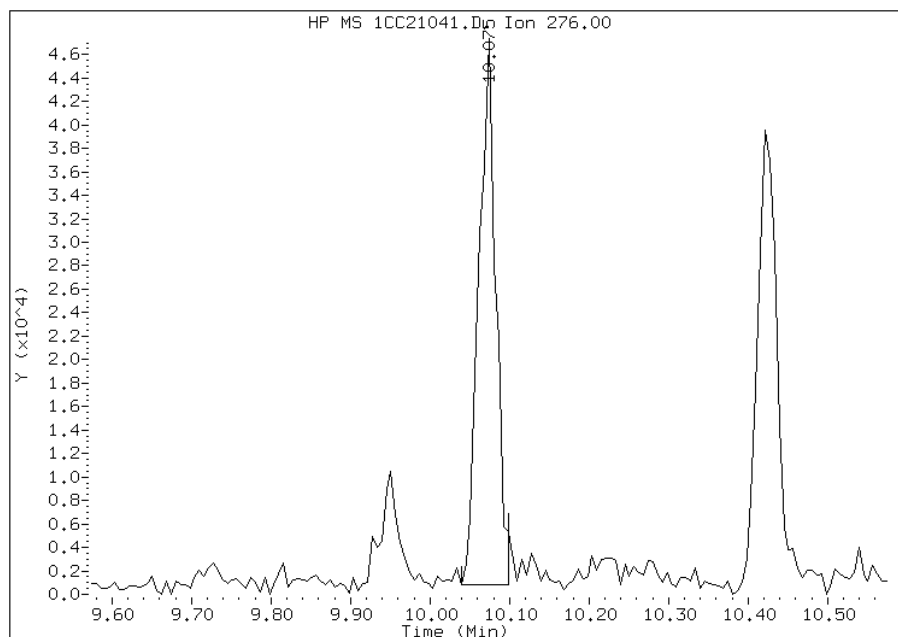
Manually Integrated By: cantins
Modification Date: 25-Mar-2013 12:38
Manual Integration Reason: Baseline Event

Manual Integration Report

Data File: 1CC21041.D
Inj. Date and Time: 21-MAR-2013 23:13
Instrument ID: BSMC5973.i
Client ID: FM0334B-CS
Compound: 24 Indeno(1,2,3-cd)pyrene
CAS #: 193-39-5
Report Date: 03/25/2013

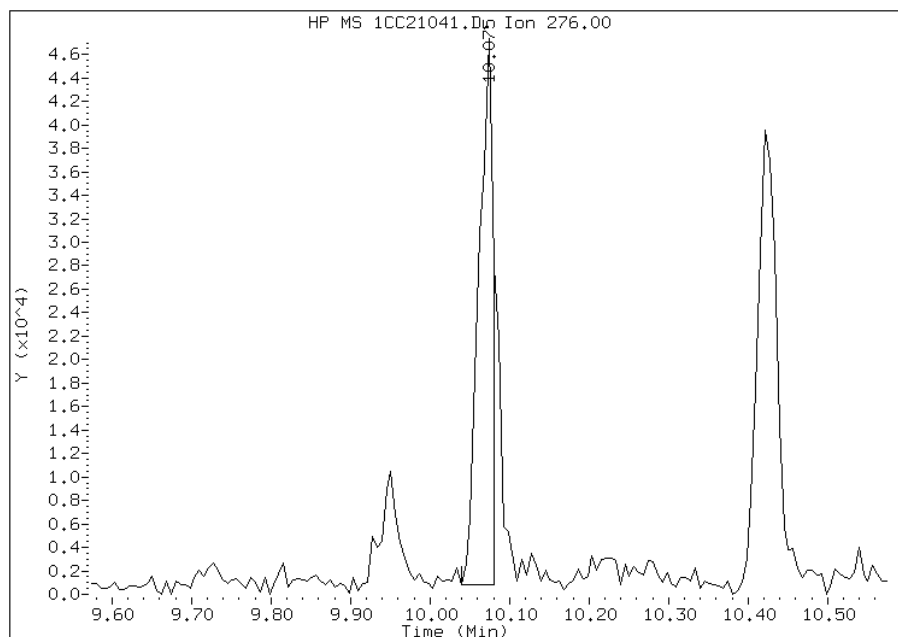
Processing Integration Results

RT: 10.07
Response: 68708
Amount: 2
Conc: 191



Manual Integration Results

RT: 10.07
Response: 58009
Amount: 2
Conc: 161



Manually Integrated By: cantins
Modification Date: 25-Mar-2013 12:39
Manual Integration Reason: Split Peak

FORM I
GC/MS SEMI VOA ORGANICS ANALYSIS DATA SHEET

Lab Name: TestAmerica Tampa Job No.: 680-88298-2
 SDG No.: 68088298-2
 Client Sample ID: HP0021B-CS-SP Lab Sample ID: 680-88298-25
 Matrix: Solid Lab File ID: 1CC21042.D
 Analysis Method: 8270C LL Date Collected: 03/12/2013 13:07
 Extract. Method: 3546 Date Extracted: 03/20/2013 08:31
 Sample wt/vol: 15.16(g) Date Analyzed: 03/21/2013 23:31
 Con. Extract Vol.: 1(mL) Dilution Factor: 4
 Injection Volume: 1(uL) Level: (low/med) Low
 % Moisture: 21.9 GPC Cleanup: (Y/N) N
 Analysis Batch No.: 135643 Units: ug/Kg

CAS NO.	COMPOUND NAME	RESULT	Q	RL	MDL
83-32-9	Acenaphthene	510	U	510	100
208-96-8	Acenaphthylene	38	J	200	25
120-12-7	Anthracene	44		43	21
56-55-3	Benzo[a]anthracene	130		41	20
50-32-8	Benzo[a]pyrene	110		53	26
205-99-2	Benzo[b]fluoranthene	210		62	31
191-24-2	Benzo[g,h,i]perylene	96	J	100	22
207-08-9	Benzo[k]fluoranthene	87		41	18
218-01-9	Chrysene	150		46	23
53-70-3	Dibenz(a,h)anthracene	43	J	100	21
206-44-0	Fluoranthene	140		100	20
86-73-7	Fluorene	100	U	100	21
193-39-5	Indeno[1,2,3-cd]pyrene	100	U	100	36
90-12-0	1-Methylnaphthalene	100	J	200	22
91-57-6	2-Methylnaphthalene	120	J	200	36
91-20-3	Naphthalene	110	J	200	22
85-01-8	Phenanthrene	130		41	20
129-00-0	Pyrene	170		100	19

CAS NO.	SURROGATE	%REC	Q	LIMITS
84-15-1	o-Terphenyl	60		30-130

TestAmerica Laboratories

Semivolatiles 8270C low level PAH

Data file : \\tam-chemsvr\chem\SM\BSMC5973.i\1C032113.b\1CC21042.D
 Lab Smp Id: 680-88298-A-25-A Client Smp ID: HP0021B-CS-SP
 Inj Date : 21-MAR-2013 23:31
 Operator : SCC Inst ID: BSMC5973.i
 Smp Info : 680-88298-a-25-a
 Misc Info : 680-88298-A-25-A
 Comment :
 Method : \\tam-chemsvr\chem\SM\BSMC5973.i\1C032113.b\a-bFASTPAHi-m.m
 Meth Date : 21-Mar-2013 12:06 cantins Quant Type: ISTD
 Cal Date : 22-FEB-2013 13:48 Cal File: 1CB22009.D
 Als bottle: 41
 Dil Factor: 4.00000
 Integrator: HP RTE Compound Sublist: pah.sub
 Target Version: 4.14
 Processing Host: TAM1000

Concentration Formula:

$$\text{Amt} * \text{DF} * 1/\text{Vi} * \text{Vt}/\text{Ws} * 100/(100 - \text{M}) * \text{A} * \text{B} * \text{C} * \text{D} * \text{GPC} * \text{CpndVariable}$$

Name	Value	Description
DF	4.000	Dilution Factor
Vi	1.000	Injection Volume
Vt	1.000	Final Volume
Ws	15.160	Weight Extracted
M	21.923	% Moisture
A	1000.000	uL to mL conversion
B	1000.000	g to kg conversion
C	0.00100	ng to ug conversion
D	1.000	ug to mg conversion(value = 1 if no conv)
GPC	1.000	GPC FACTOR
Cpnd Variable		Local Compound Variable

Compounds	QUANT	SIG	MASS	RT	EXP RT	REL RT	RESPONSE	CONCENTRATIONS	
								ON-COLUMN (ug/ml)	FINAL (ug/Kg)
* 1 Naphthalene-d8	136		3.739	3.739	(1.000)	1078673	40.0000		
* 6 Acenaphthene-d10	164		4.827	4.827	(1.000)	844404	40.0000		
* 10 Phenanthrene-d10	188		5.774	5.774	(1.000)	1542375	40.0000		
\$ 14 o-Terphenyl	230		6.027	6.027	(1.044)	35025	1.50404	508.2714	
* 18 Chrysene-d12	240		7.721	7.715	(1.000)	1572450	40.0000		
* 23 Perylene-d12	264		8.903	8.898	(1.000)	1432439	40.0000		
2 Naphthalene	128		3.751	3.751	(1.003)	9298	0.33110	111.8917	
3 2-Methylnaphthalene	142		4.180	4.180	(1.118)	6488	0.34636	117.0482	
4 1-Methylnaphthalene	142		4.239	4.239	(1.134)	5294	0.31031	104.8657	
5 Acenaphthylene	152		4.739	4.739	(0.982)	3819	0.11218	37.9095	
11 Phenanthrene	178		5.792	5.792	(1.003)	16583	0.37183	125.6540	
12 Anthracene	178		5.827	5.821	(1.009)	5742	0.13165	44.4877	
13 Carbazole	167		5.933	5.933	(1.028)	4939	0.12738	43.0475	
15 Fluoranthene	202		6.627	6.627	(1.148)	20792	0.42571	143.8625	

Compounds	QUANT SIG		CONCENTRATIONS				
	MASS	RT	EXP RT	REL RT	RESPONSE	ON-COLUMN (ug/ml)	FINAL (ug/Kg)
-----	----	----	-----	-----	-----	-----	-----
16 Pyrene	202	6.798	6.792	(0.880)	21040	0.49790	168.2593
17 Benzo(a)anthracene	228	7.715	7.709	(0.999)	17348	0.38225	129.1762
19 Chrysene	228	7.739	7.733	(1.002)	19882	0.43776	147.9337
20 Benzo(b)fluoranthene	252	8.556	8.551	(0.961)	22727	0.60711	205.1635(M)
21 Benzo(k)fluoranthene	252	8.568	8.574	(0.962)	9858	0.25670	86.7491(M)
22 Benzo(a)pyrene	252	8.845	8.845	(0.993)	11304	0.31088	105.0568
25 Dibenzo(a,h)anthracene	278	10.092	10.086	(1.133)	4306	0.12870	43.4916(Q)
26 Benzo(g,h,i)perylene	276	10.421	10.421	(1.170)	10148	0.28360	95.8401(M)

QC Flag Legend

- Q - Qualifier signal failed the ratio test.
- M - Compound response manually integrated.

Data File: 1CC21042.D

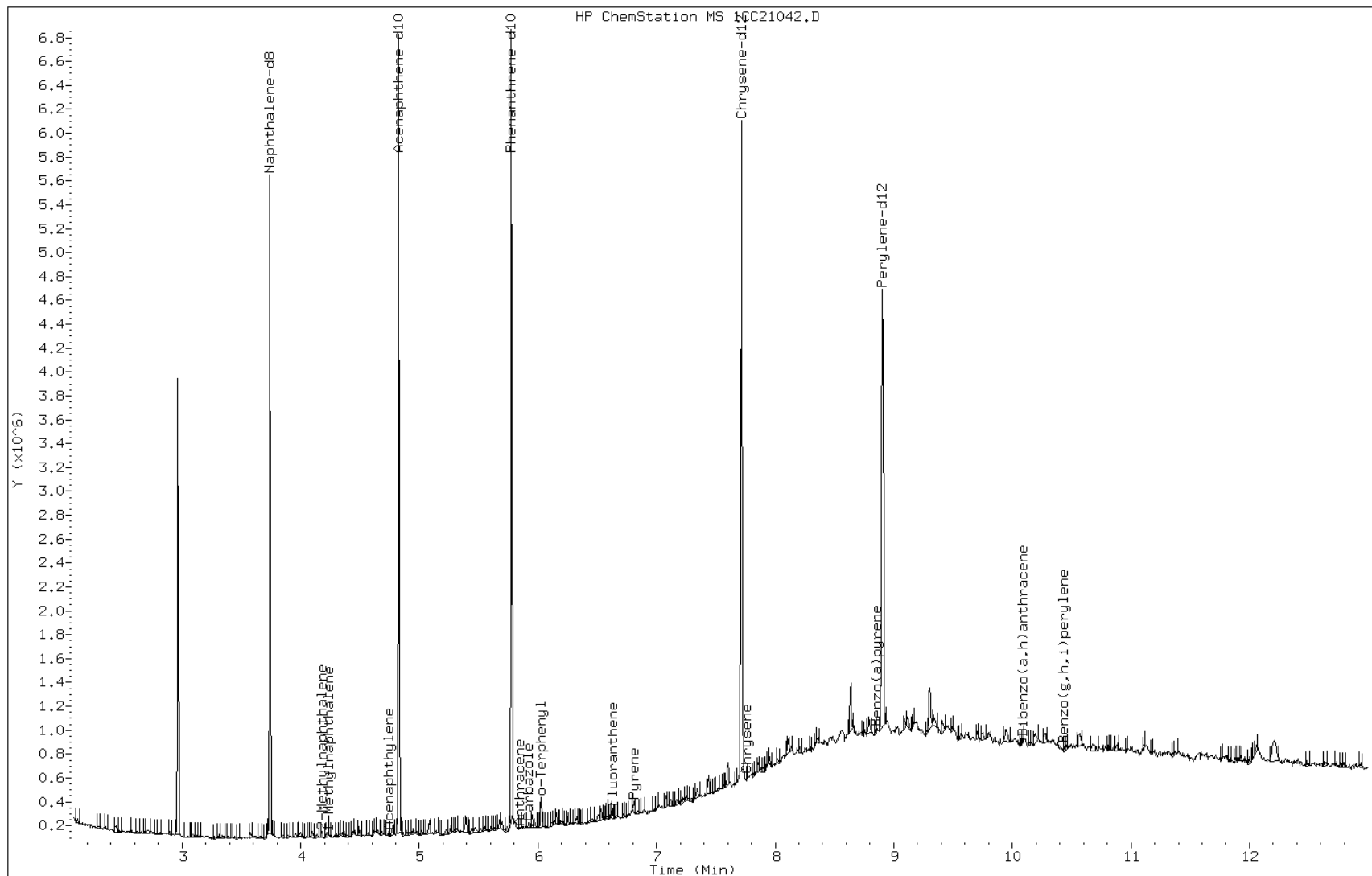
Date: 21-MAR-2013 23:31

Client ID: HP0021B-CS-SP

Instrument: BSMC5973.i

Sample Info: 680-88298-a-25-a

Operator: SCC



Data File: 1CC21042.D

Date: 21-MAR-2013 23:31

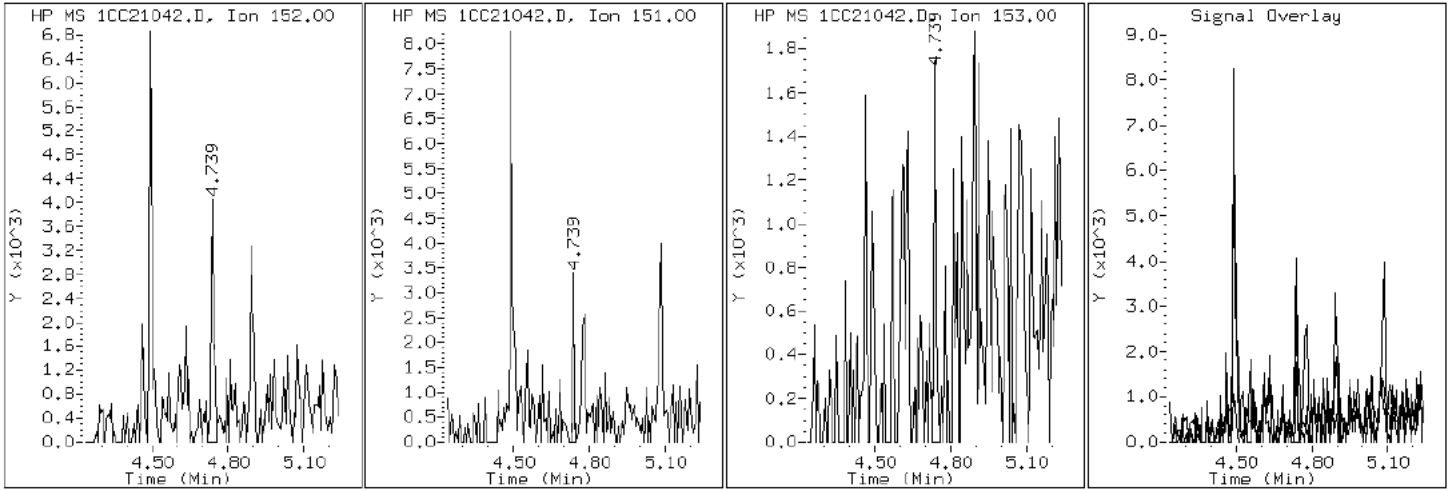
Client ID: HP0021B-CS-SP

Instrument: BSMC5973.i

Sample Info: 680-88298-a-25-a

Operator: SCC

5 Acenaphthylene



Data File: 1CC21042.D

Date: 21-MAR-2013 23:31

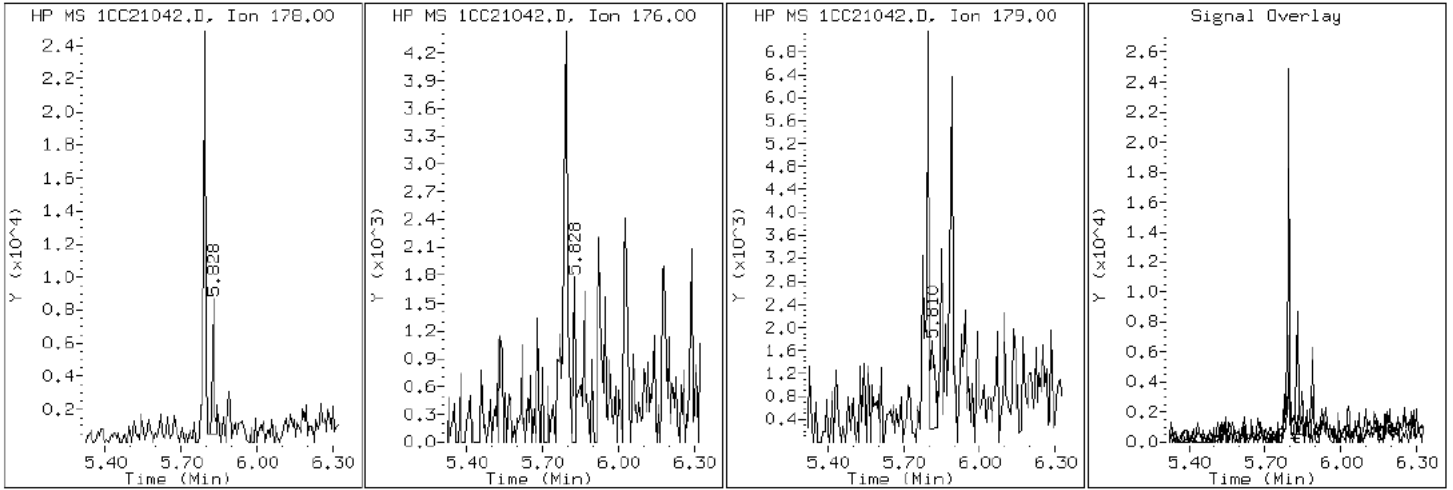
Client ID: HP0021B-CS-SP

Instrument: BSMC5973.i

Sample Info: 680-88298-a-25-a

Operator: SCC

12 Anthracene



Data File: 1CC21042.D

Date: 21-MAR-2013 23:31

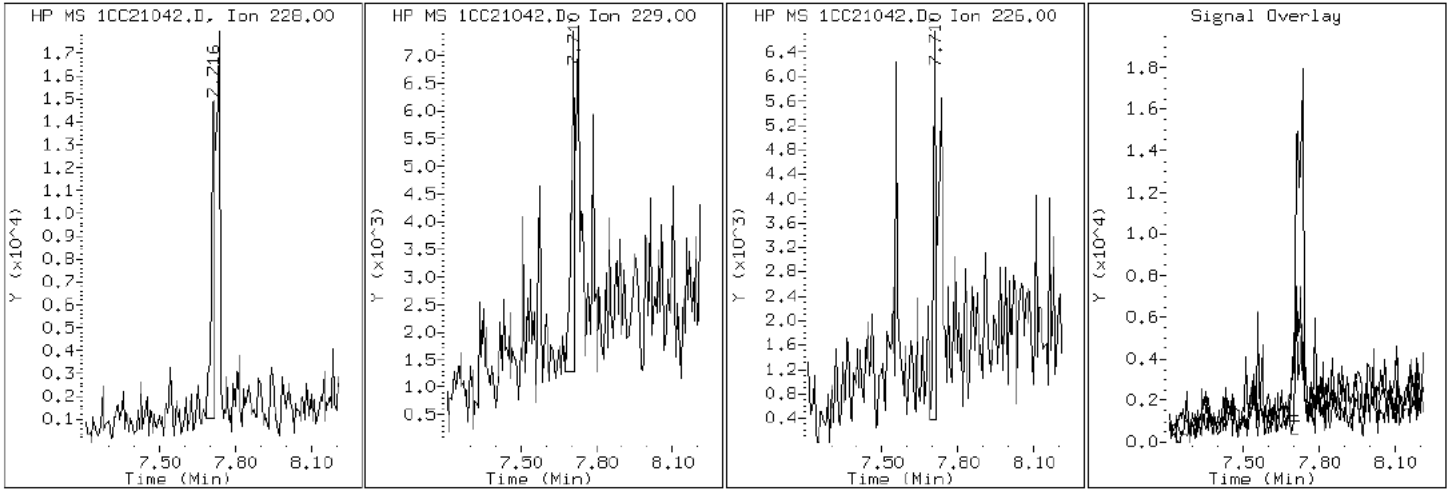
Client ID: HP0021B-CS-SP

Instrument: BSMC5973.i

Sample Info: 680-88298-a-25-a

Operator: SCC

17 Benzo(a)anthracene



Data File: 1CC21042.D

Date: 21-MAR-2013 23:31

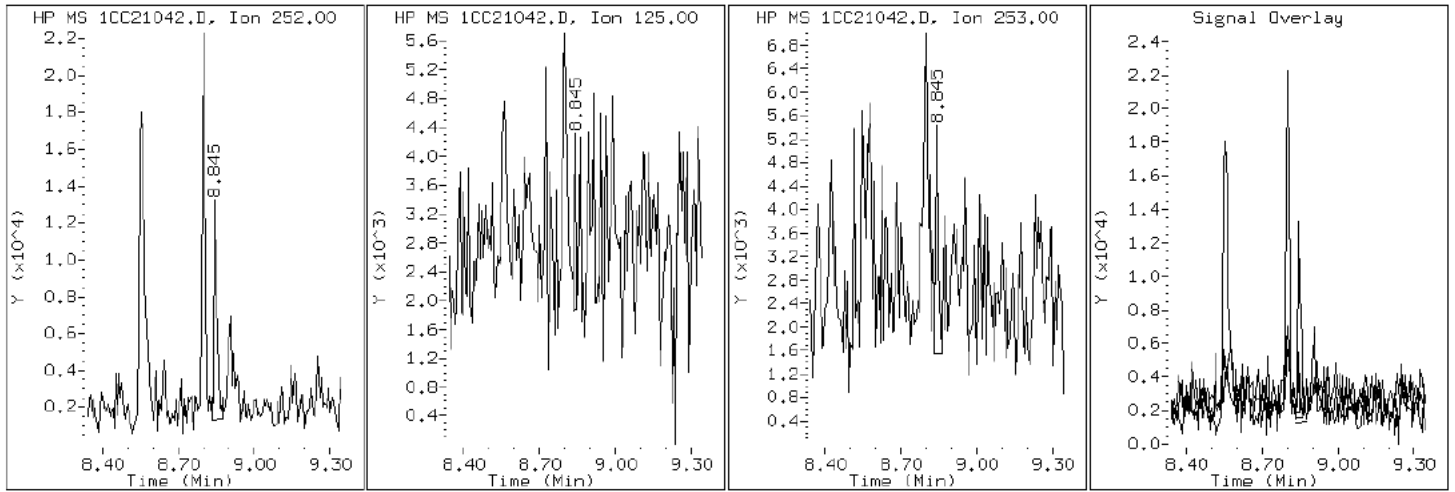
Client ID: HP0021B-CS-SP

Instrument: BSMC5973.i

Sample Info: 680-88298-a-25-a

Operator: SCC

22 Benzo(a)pyrene



Data File: 1CC21042.D

Date: 21-MAR-2013 23:31

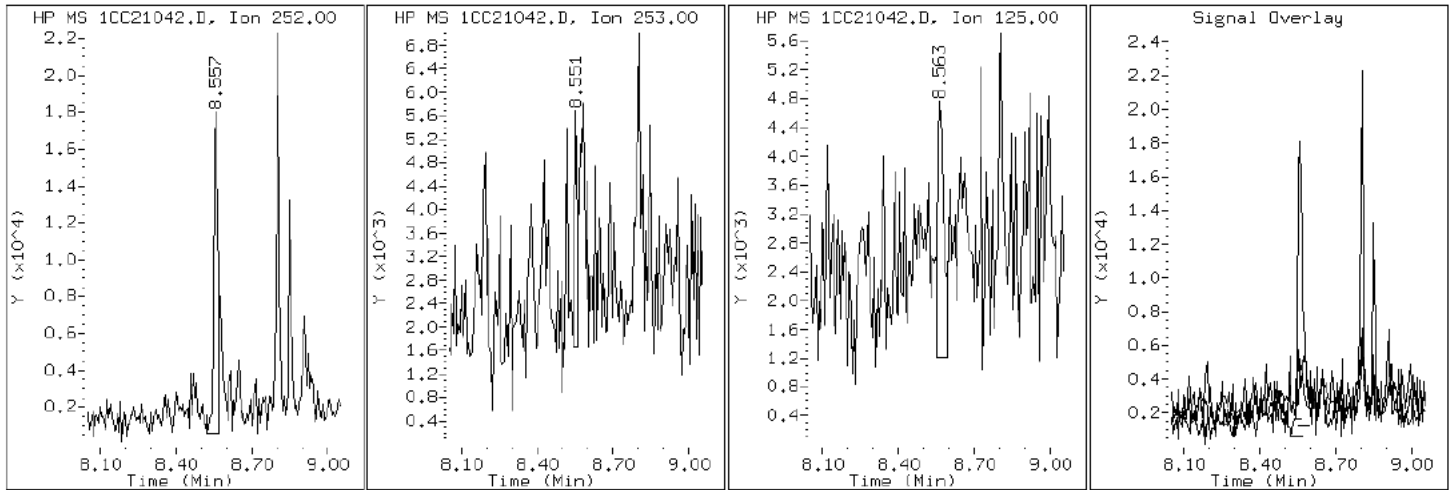
Client ID: HP0021B-CS-SP

Instrument: BSMC5973.i

Sample Info: 680-88298-a-25-a

Operator: SCC

20 Benzo (b) fluoranthene



Data File: 1CC21042.D

Date: 21-MAR-2013 23:31

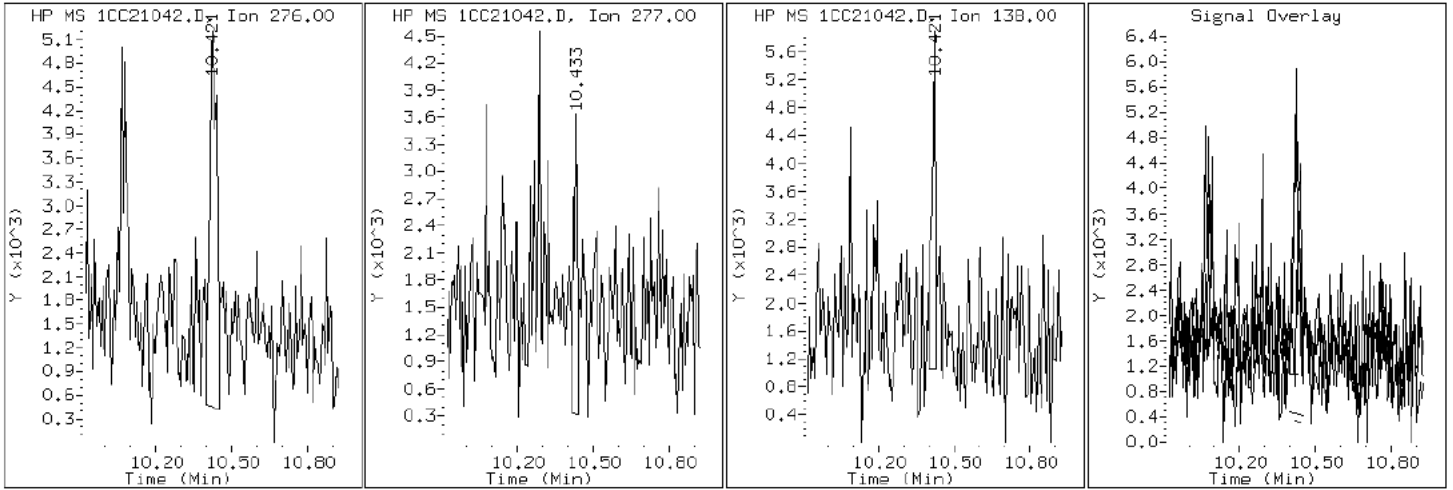
Client ID: HP0021B-CS-SP

Instrument: BSMC5973.i

Sample Info: 680-88298-a-25-a

Operator: SCC

26 Benzo(g,h,i)perylene



Data File: 1CC21042.D

Date: 21-MAR-2013 23:31

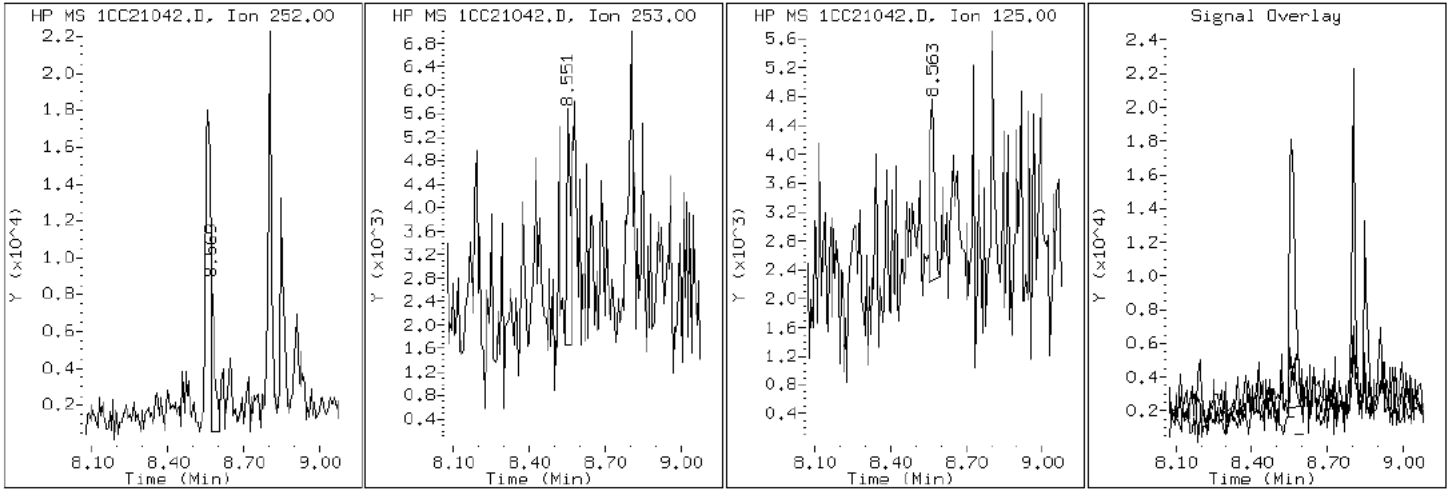
Client ID: HP0021B-CS-SP

Instrument: BSMC5973.i

Sample Info: 680-88298-a-25-a

Operator: SCC

21 Benzo(k)fluoranthene



Data File: 1CC21042.D

Date: 21-MAR-2013 23:31

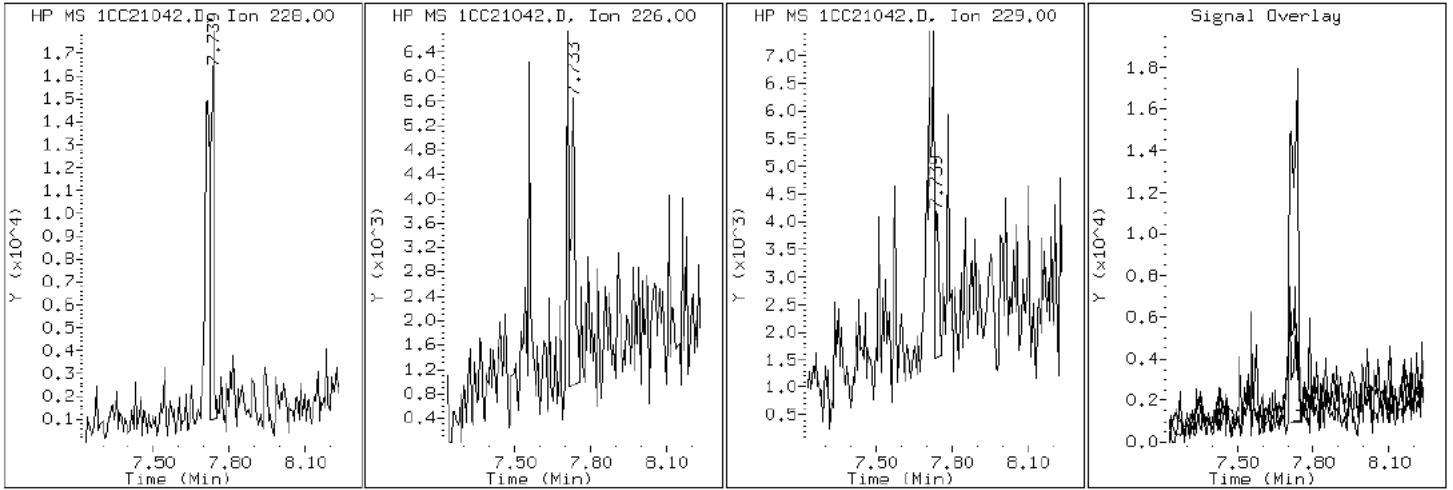
Client ID: HP0021B-CS-SP

Instrument: BSMC5973.i

Sample Info: 680-88298-a-25-a

Operator: SCC

19 Chrysene



Data File: 1CC21042.D

Date: 21-MAR-2013 23:31

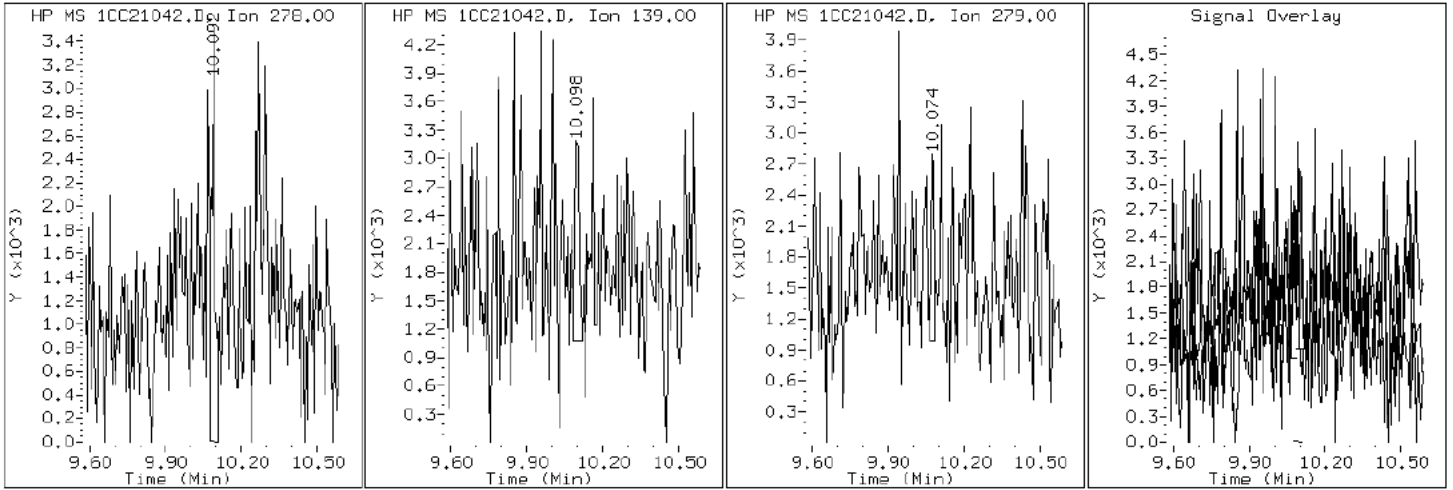
Client ID: HP0021B-CS-SP

Instrument: BSMC5973.i

Sample Info: 680-88298-a-25-a

Operator: SCC

25 Dibenzo (a,h) anthracene



Data File: 1CC21042.D

Date: 21-MAR-2013 23:31

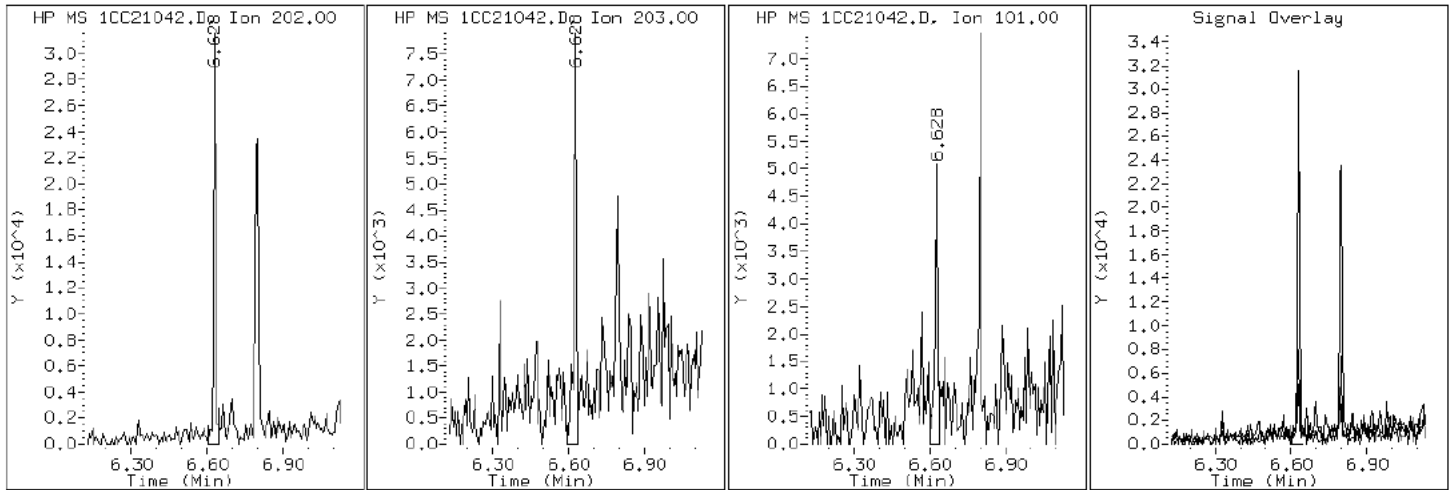
Client ID: HP0021B-CS-SP

Instrument: BSMC5973.i

Sample Info: 680-88298-a-25-a

Operator: SCC

15 Fluoranthene



Data File: 1CC21042.D

Date: 21-MAR-2013 23:31

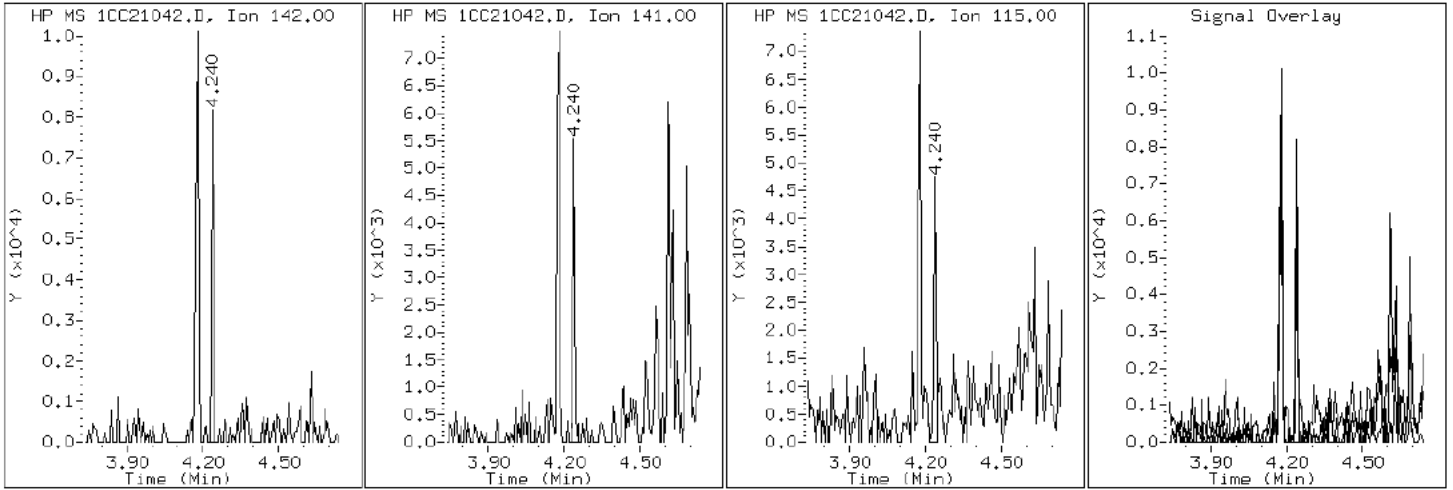
Client ID: HP0021B-CS-SP

Instrument: BSMC5973.i

Sample Info: 680-88298-a-25-a

Operator: SCC

4 1-Methylnaphthalene



Data File: 1CC21042.D

Date: 21-MAR-2013 23:31

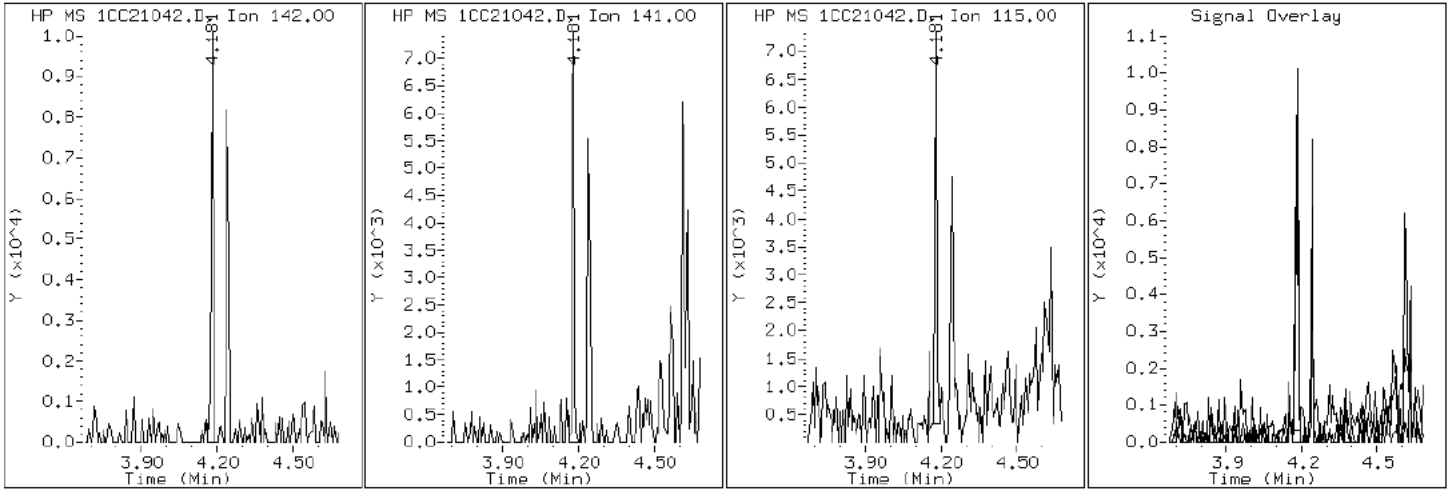
Client ID: HP0021B-CS-SP

Instrument: BSMC5973.i

Sample Info: 680-88298-a-25-a

Operator: SCC

3 2-Methylnaphthalene



Data File: 1CC21042.D

Date: 21-MAR-2013 23:31

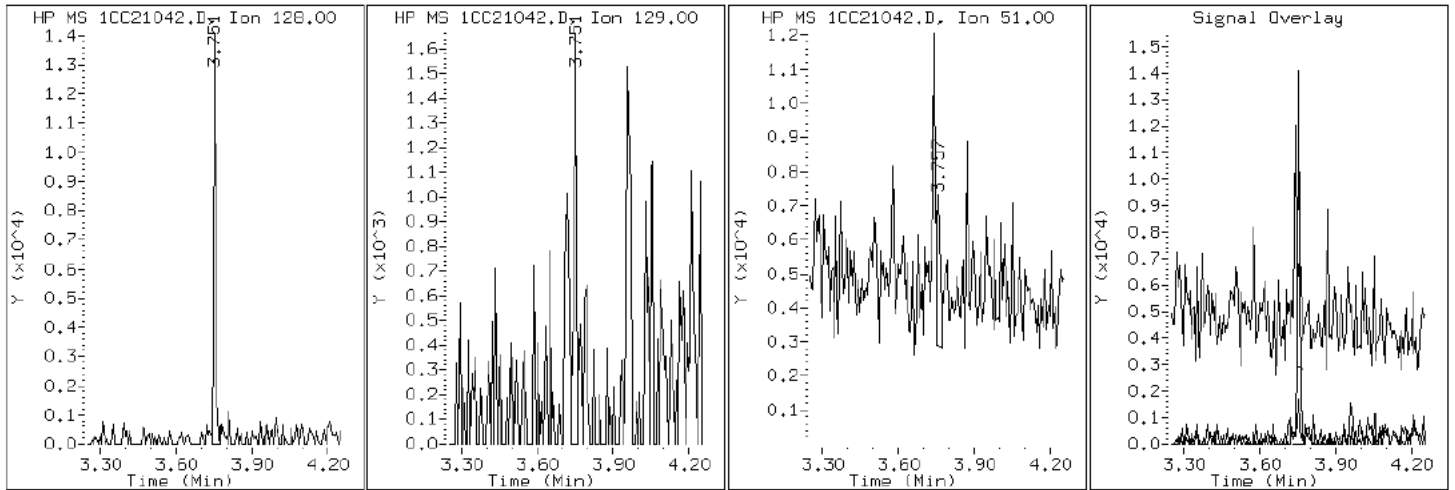
Client ID: HP0021B-CS-SP

Instrument: BSMC5973.i

Sample Info: 680-88298-a-25-a

Operator: SCC

2 Naphthalene



Data File: 1CC21042.D

Date: 21-MAR-2013 23:31

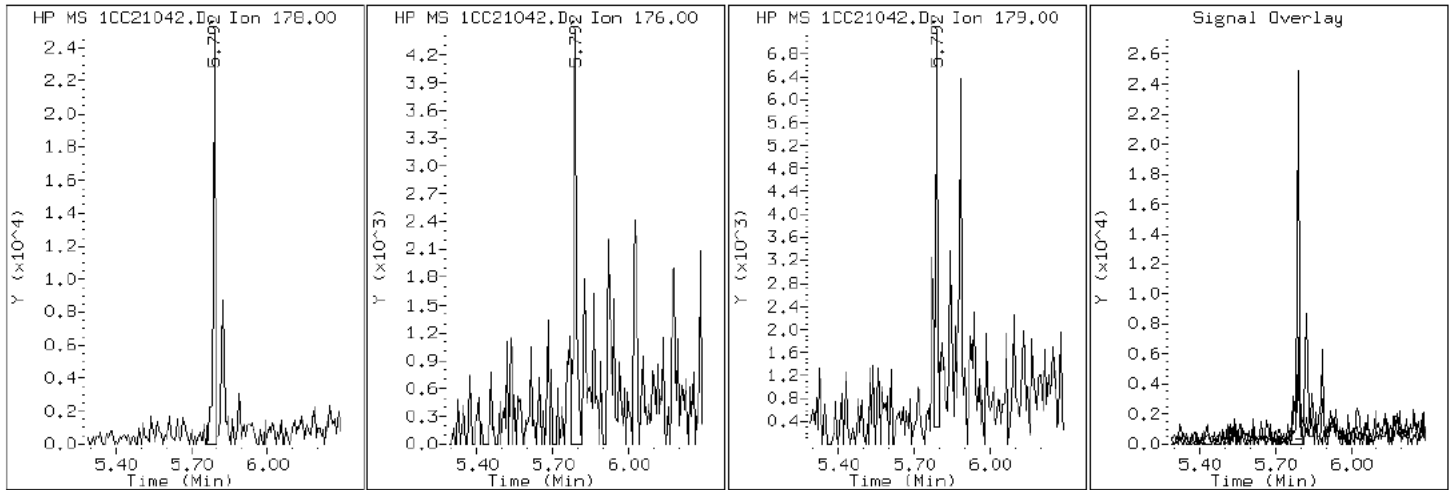
Client ID: HP0021B-CS-SP

Instrument: BSMC5973.i

Sample Info: 680-88298-a-25-a

Operator: SCC

11 Phenanthrene



Data File: 1CC21042.D

Date: 21-MAR-2013 23:31

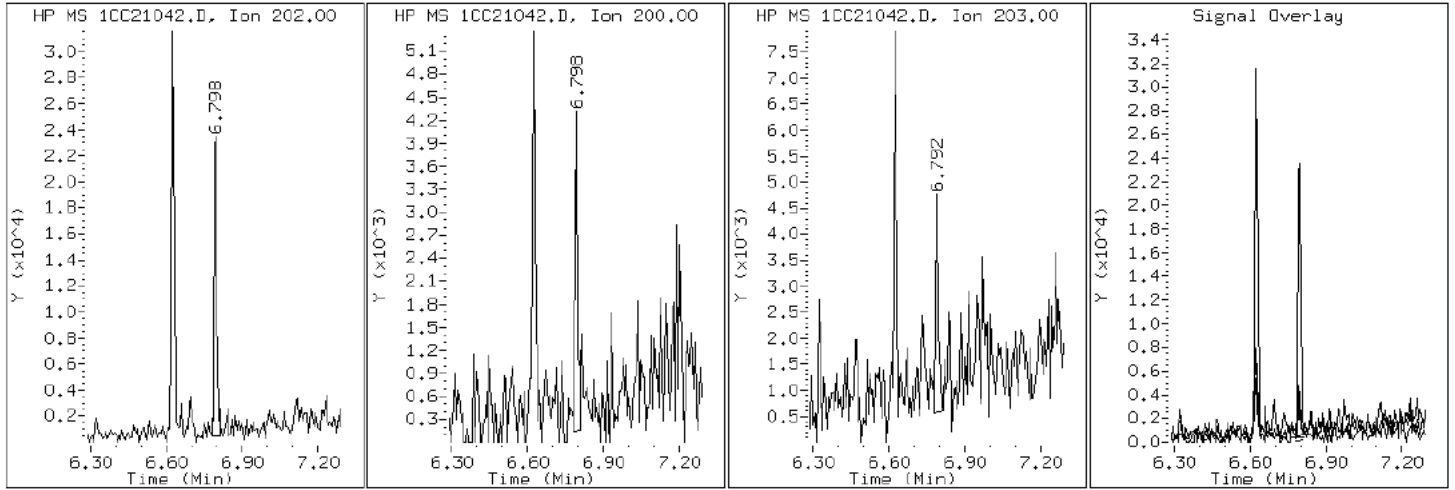
Client ID: HP0021B-CS-SP

Instrument: BSMC5973.i

Sample Info: 680-88298-a-25-a

Operator: SCC

16 Pyrene

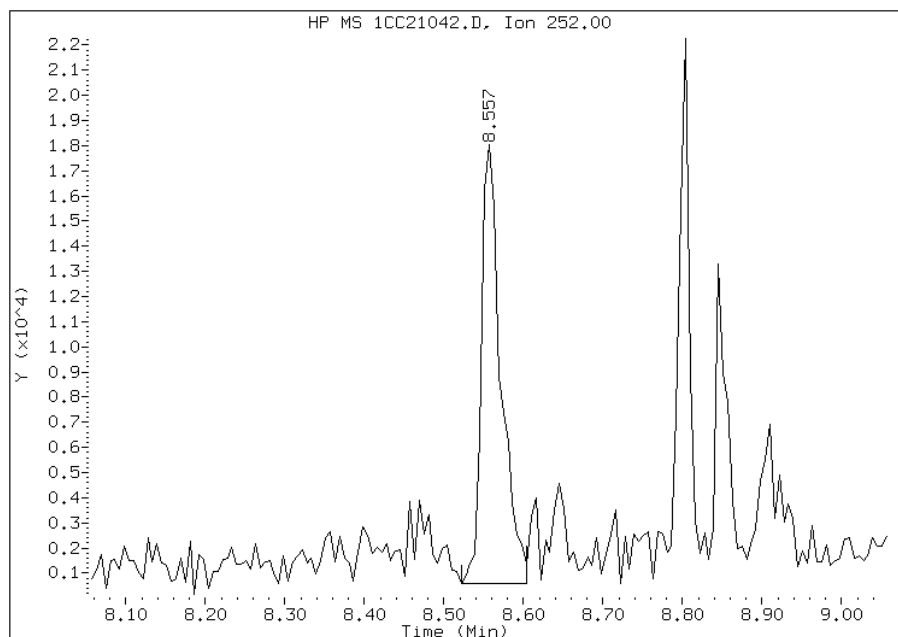


Manual Integration Report

Data File: 1CC21042.D
Inj. Date and Time: 21-MAR-2013 23:31
Instrument ID: BSMC5973.i
Client ID: HP0021B-CS-SP
Compound: 20 Benzo(b)fluoranthene
CAS #: 205-99-2
Report Date: 03/25/2013

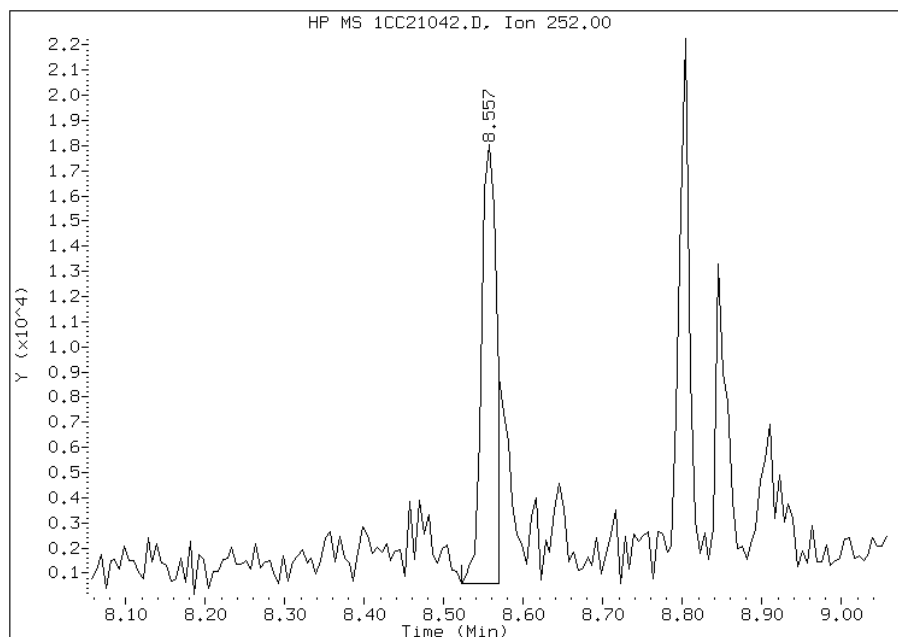
Processing Integration Results

RT: 8.56
Response: 29780
Amount: 1
Conc: 269



Manual Integration Results

RT: 8.56
Response: 22727
Amount: 1
Conc: 205



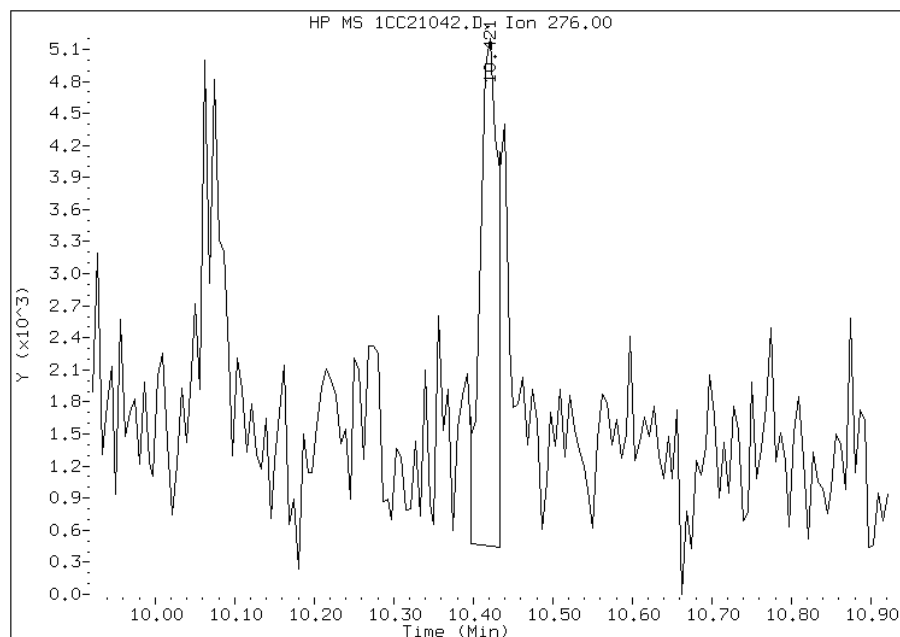
Manually Integrated By: cantins
Modification Date: 25-Mar-2013 12:39
Manual Integration Reason: Split Peak

Manual Integration Report

Data File: 1CC21042.D
Inj. Date and Time: 21-MAR-2013 23:31
Instrument ID: BSMC5973.i
Client ID: HP0021B-CS-SP
Compound: 26 Benzo(g,h,i)perylene
CAS #: 191-24-2
Report Date: 03/25/2013

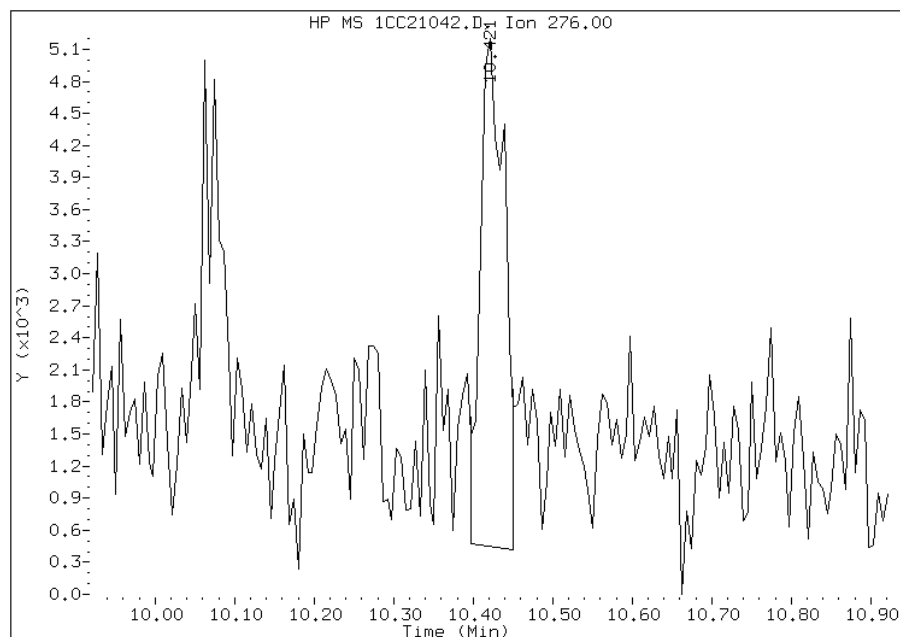
Processing Integration Results

RT: 10.42
Response: 7598
Amount: 0
Conc: 72



Manual Integration Results

RT: 10.42
Response: 10148
Amount: 0
Conc: 96



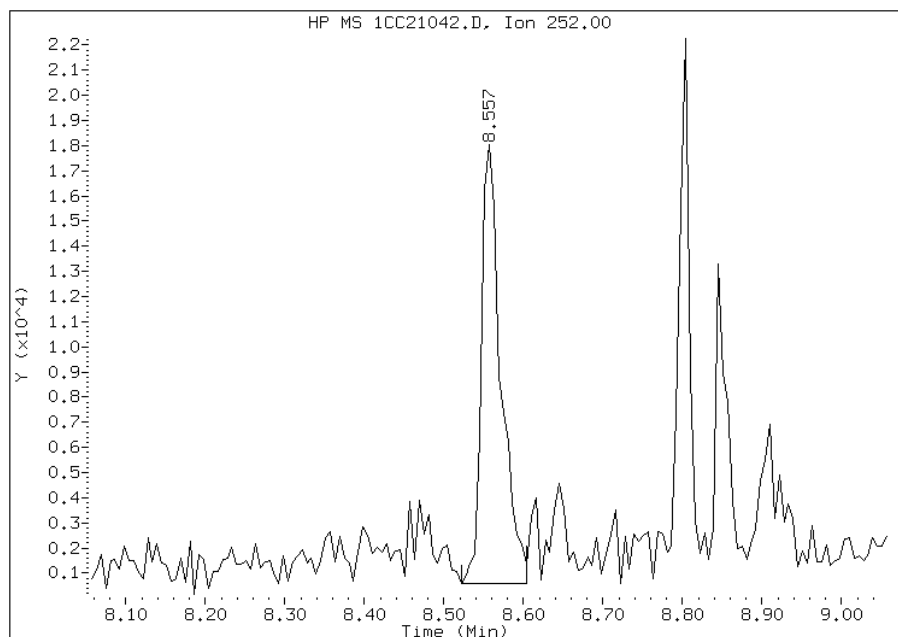
Manually Integrated By: cantins
Modification Date: 25-Mar-2013 12:40
Manual Integration Reason: Baseline Event

Manual Integration Report

Data File: 1CC21042.D
Inj. Date and Time: 21-MAR-2013 23:31
Instrument ID: BSMC5973.i
Client ID: HP0021B-CS-SP
Compound: 21 Benzo(k)fluoranthene
CAS #: 207-08-9
Report Date: 03/25/2013

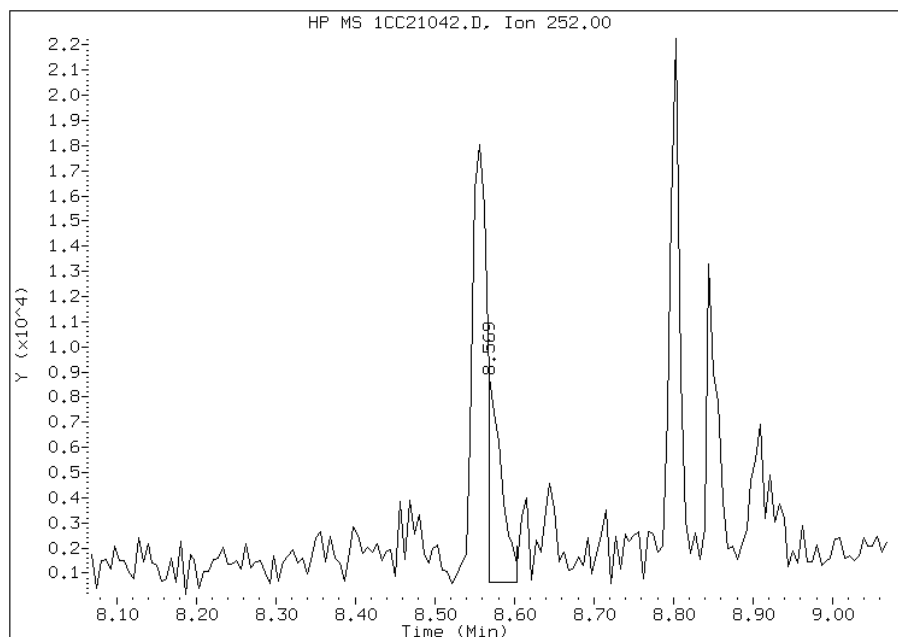
Processing Integration Results

RT: 8.56
Response: 29780
Amount: 1
Conc: 262



Manual Integration Results

RT: 8.57
Response: 9858
Amount: 0
Conc: 87



Manually Integrated By: cantins
Modification Date: 25-Mar-2013 12:40
Manual Integration Reason: Baseline Event

FORM I
GC/MS SEMI VOA ORGANICS ANALYSIS DATA SHEET

Lab Name: TestAmerica Tampa Job No.: 680-88298-2
 SDG No.: 68088298-2
 Client Sample ID: HP0021A-CS-SP Lab Sample ID: 680-88298-26
 Matrix: Solid Lab File ID: 1AC21034.D
 Analysis Method: 8270C LL Date Collected: 03/12/2013 12:54
 Extract. Method: 3546 Date Extracted: 03/20/2013 08:31
 Sample wt/vol: 15.45(g) Date Analyzed: 03/21/2013 23:31
 Con. Extract Vol.: 1(mL) Dilution Factor: 1
 Injection Volume: 1(uL) Level: (low/med) Low
 % Moisture: 24.0 GPC Cleanup: (Y/N) N
 Analysis Batch No.: 135630 Units: ug/Kg

CAS NO.	COMPOUND NAME	RESULT	Q	RL	MDL
83-32-9	Acenaphthene	64	J	130	26
208-96-8	Acenaphthylene	34	J	51	6.4
120-12-7	Anthracene	75		11	5.4
56-55-3	Benzo[a]anthracene	300		10	5.0
50-32-8	Benzo[a]pyrene	170		13	6.6
205-99-2	Benzo[b]fluoranthene	360		16	7.8
191-24-2	Benzo[g,h,i]perylene	180		26	5.6
207-08-9	Benzo[k]fluoranthene	120		10	4.6
218-01-9	Chrysene	300		12	5.8
53-70-3	Dibenz(a,h)anthracene	68		26	5.2
206-44-0	Fluoranthene	560		26	5.1
86-73-7	Fluorene	38		26	5.2
193-39-5	Indeno[1,2,3-cd]pyrene	140		26	9.1
90-12-0	1-Methylnaphthalene	75		51	5.6
91-57-6	2-Methylnaphthalene	160		51	9.1
91-20-3	Naphthalene	76		51	5.6
85-01-8	Phenanthrene	330		10	5.0
129-00-0	Pyrene	420		26	4.7

CAS NO.	SURROGATE	%REC	Q	LIMITS
84-15-1	o-Terphenyl	58		30-130

TestAmerica Laboratories

Semivolatiles 8270C low level PAH

Data file : \\tam-chemsvr\chem\SM\BSMA5973.i\1A032113.b\1AC21034.D
 Lab Smp Id: 680-88298-A-26-A Client Smp ID: HP0021A-CS-SP
 Inj Date : 21-MAR-2013 23:31
 Operator : SCC Inst ID: BSMA5973.i
 Smp Info : 680-88298-a-26-a
 Misc Info : 680-88298-A-26-A
 Comment :
 Method : \\tam-chemsvr\chem\SM\BSMA5973.i\1A032113.b\a-bFASTPAHi-m.m
 Meth Date : 21-Mar-2013 17:07 cantins Quant Type: ISTD
 Cal Date : 15-MAR-2013 14:25 Cal File: 1AC15009.D
 Als bottle: 29
 Dil Factor: 1.00000
 Integrator: HP RTE Compound Sublist: pah.sub
 Target Version: 4.14
 Processing Host: TAM1000

Concentration Formula:

$$\text{Amt} * \text{DF} * 1/\text{Vi} * \text{Vt}/\text{Ws} * 100/(100 - \text{M}) * \text{A} * \text{B} * \text{C} * \text{D} * \text{GPC} * \text{CpndVariable}$$

Name	Value	Description
DF	1.000	Dilution Factor
Vi	1.000	Injection Volume
Vt	1.000	Final Volume
Ws	15.450	Weight Extracted
M	24.033	% Moisture
A	1000.000	uL to mL conversion
B	1000.000	g to kg conversion
C	0.00100	ng to ug conversion
D	1.000	ug to mg conversion(value = 1 if no conv)
GPC	1.000	GPC FACTOR
Cpnd Variable		Local Compound Variable

Compounds	QUANT	SIG	RT	EXP RT	REL RT	RESPONSE	CONCENTRATIONS	
							ON-COLUMN	FINAL
	MASS						(ug/ml)	(ug/Kg)
* 1 Naphthalene-d8	136		2.292	2.282	(1.000)	425537	40.0000	
* 6 Acenaphthene-d10	164		3.312	3.302	(1.000)	375516	40.0000	
* 10 Phenanthrene-d10	188		4.237	4.221	(1.000)	552822	40.0000	
\$ 14 o-Terphenyl	230		4.509	4.499	(1.064)	41813	5.82038	495.9033
* 18 Chrysene-d12	240		6.240	6.208	(1.000)	513458	40.0000	(H)
* 23 Perylene-d12	264		7.335	7.292	(1.000)	657517	40.0000	(H)
2 Naphthalene	128		2.303	2.292	(1.005)	8751	0.89011	75.8386
3 2-Methylnaphthalene	141		2.703	2.693	(1.179)	6237	1.91500	163.1605
4 1-Methylnaphthalene	142		2.757	2.752	(1.203)	4999	0.88427	75.3412
5 Acenaphthylene	152		3.227	3.216	(0.974)	3119	0.39870	33.9697
7 Acenaphthene	154		3.328	3.318	(1.005)	2569	0.74890	63.8074(Q)
9 Fluorene	166		3.638	3.628	(1.098)	2218	0.44721	38.1029
11 Phenanthrene	178		4.247	4.237	(1.003)	54393	3.88213	330.7621
12 Anthracene	178		4.279	4.269	(1.010)	11902	0.87607	74.6426

Compounds	QUANT SIG	RT	EXP RT	REL RT	RESPONSE	CONCENTRATIONS	
						ON-COLUMN (ug/ml)	FINAL (ug/Kg)
13 Carbazole	167	4.445	4.424 (1.049)		7435	0.62440	53.1994
15 Fluoranthene	202	5.102	5.081 (1.204)		91337	6.59478	561.8828
16 Pyrene	202	5.262	5.246 (0.843)		73363	4.98321	424.5757(H)
17 Benzo(a)anthracene	228	6.229	6.197 (0.998)		49110	3.46666	295.3633(H)
19 Chrysene	228	6.251	6.224 (1.002)		46644	3.50740	298.8343(H)
20 Benzo(b)fluoranthene	252	7.047	7.015 (0.961)		54894	4.23252	360.6158(MH)
21 Benzo(k)fluoranthene	252	7.057	7.036 (0.962)		24032	1.35499	115.4465(QM)
22 Benzo(a)pyrene	252	7.276	7.244 (0.992)		30872	2.00070	170.4622(H)
24 Indeno(1,2,3-cd)pyrene	276	8.029	7.987 (1.095)		23091	1.65847	141.3036(MH)
25 Dibenzo(a,h)anthracene	278	8.035	7.998 (1.095)		10982	0.79585	67.8074(H)
26 Benzo(g,h,i)perylene	276	8.222	8.169 (1.121)		29605	2.11238	179.9774(H)

QC Flag Legend

- Q - Qualifier signal failed the ratio test.
- M - Compound response manually integrated.
- H - Operator selected an alternate compound hit.

Data File: 1AC21034.D

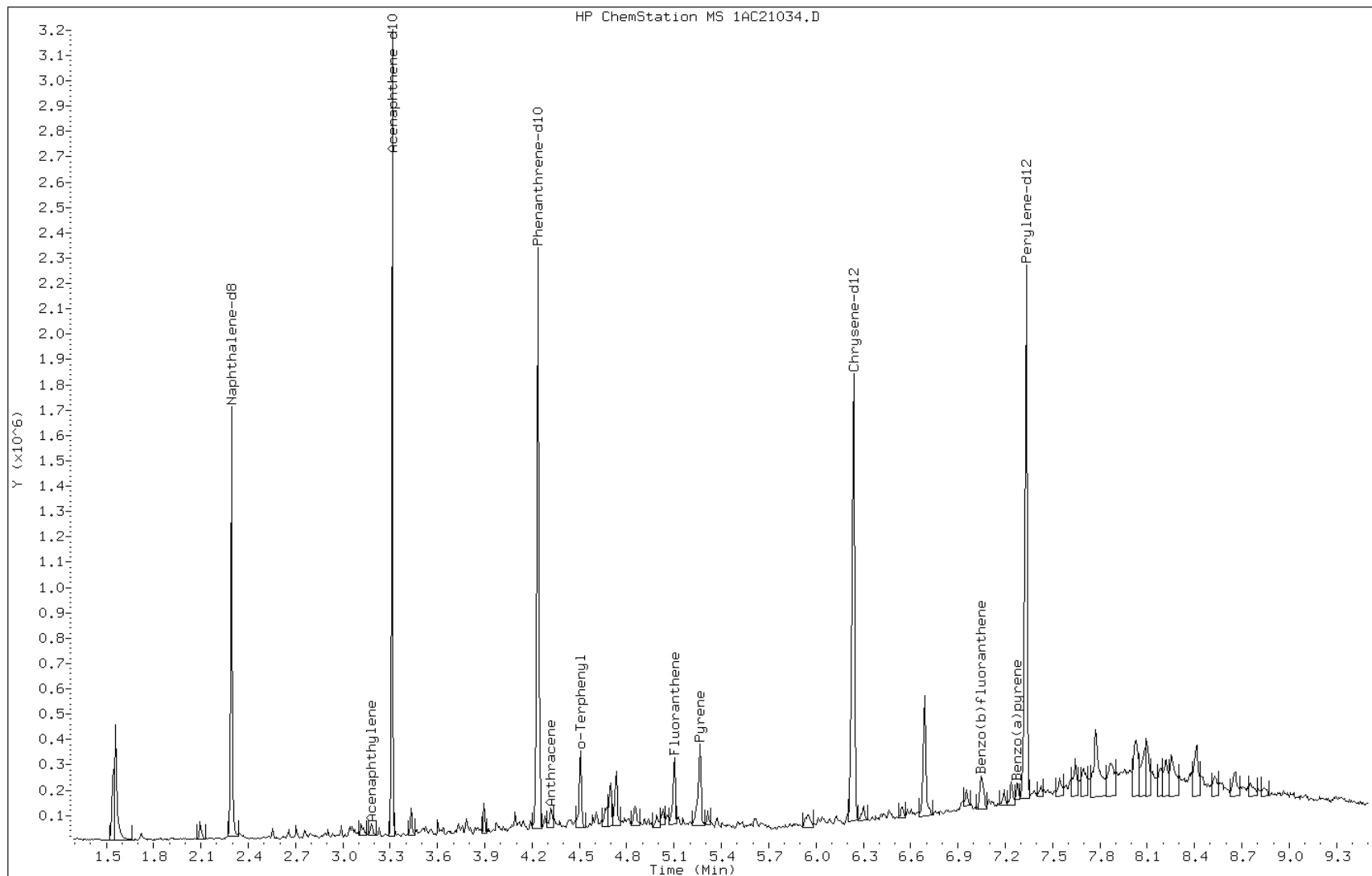
Date: 21-MAR-2013 23:31

Client ID: HP0021A-CS-SP

Instrument: BSMA5973.i

Sample Info: 680-88298-a-26-a

Operator: SCC



Data File: 1AC21034.D

Date: 21-MAR-2013 23:31

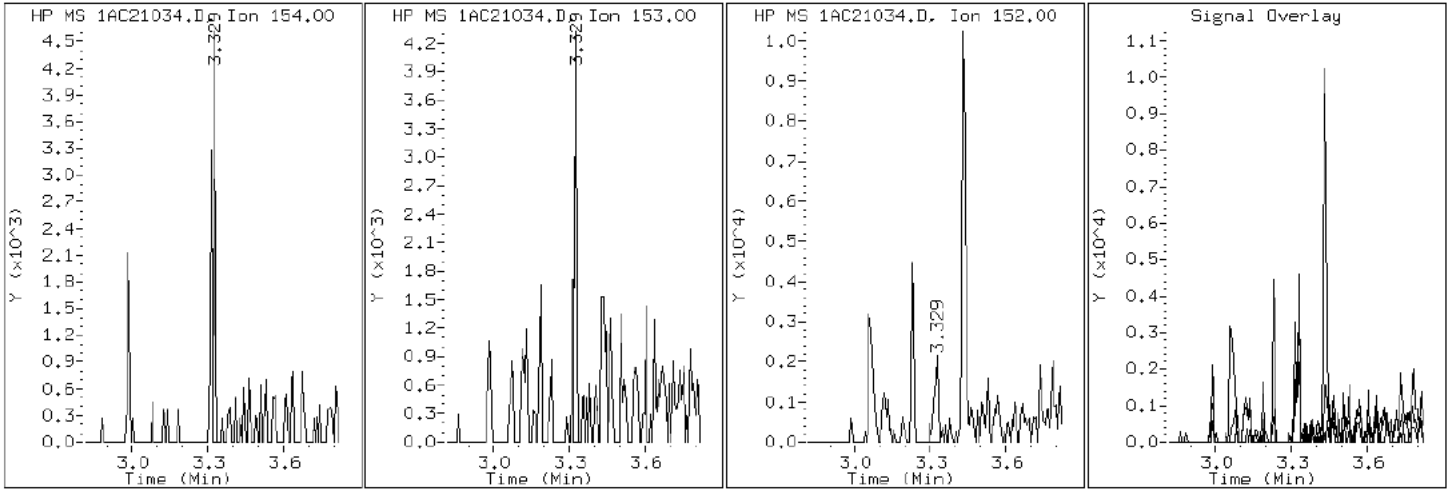
Client ID: HP0021A-CS-SP

Instrument: BSMA5973.i

Sample Info: 680-88298-a-26-a

Operator: SCC

7 Acenaphthene



Data File: 1AC21034.D

Date: 21-MAR-2013 23:31

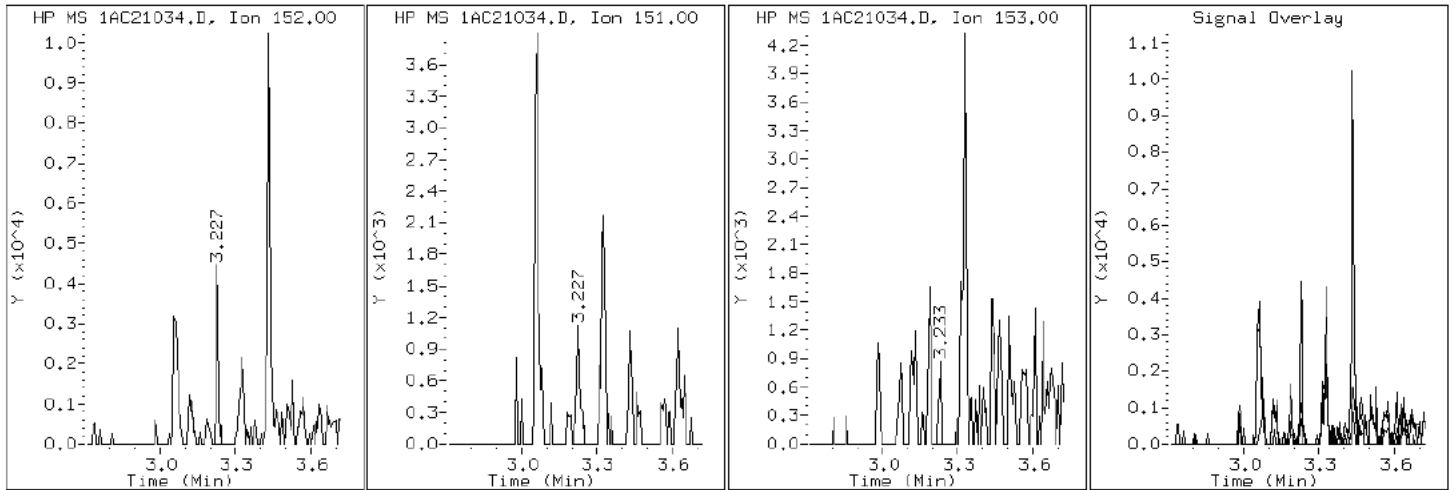
Client ID: HP0021A-CS-SP

Instrument: BSMA5973.i

Sample Info: 680-88298-a-26-a

Operator: SCC

5 Acenaphthylene



Data File: 1AC21034.D

Date: 21-MAR-2013 23:31

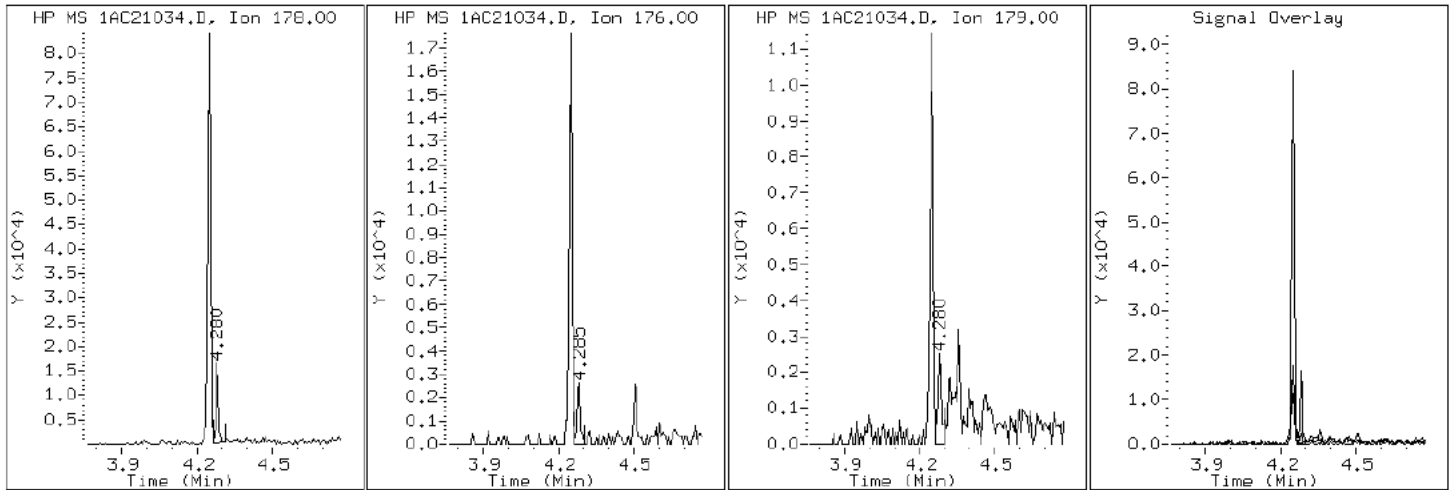
Client ID: HP0021A-CS-SP

Instrument: BSMA5973.i

Sample Info: 680-88298-a-26-a

Operator: SCC

12 Anthracene



Data File: 1AC21034.D

Date: 21-MAR-2013 23:31

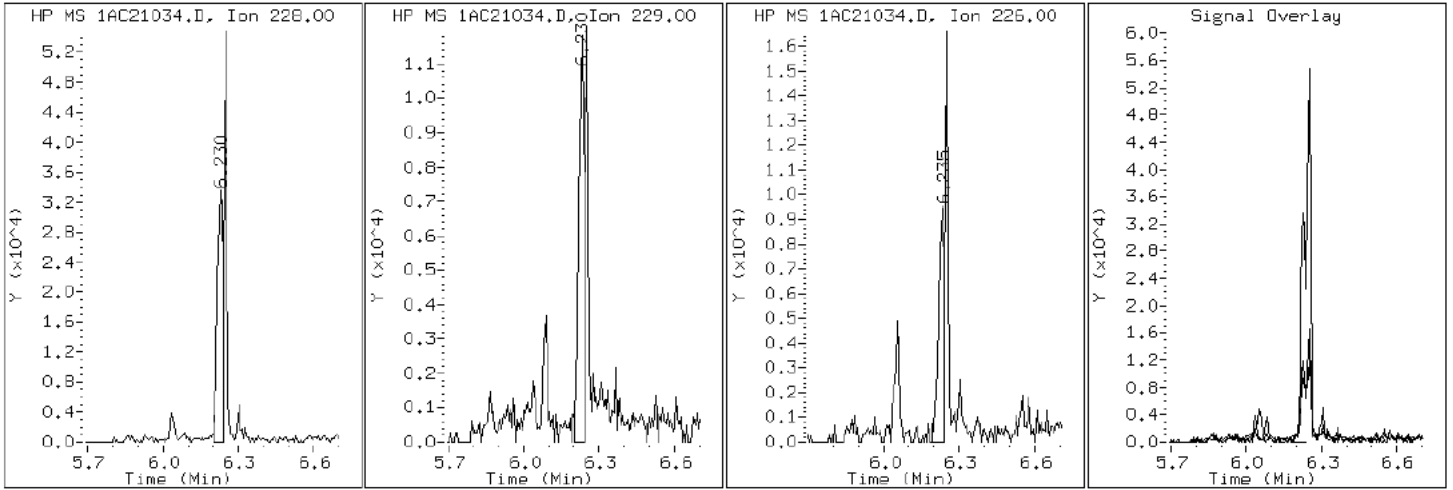
Client ID: HP0021A-CS-SP

Instrument: BSMA5973.i

Sample Info: 680-88298-a-26-a

Operator: SCC

17 Benzo(a)anthracene



Data File: 1AC21034.D

Date: 21-MAR-2013 23:31

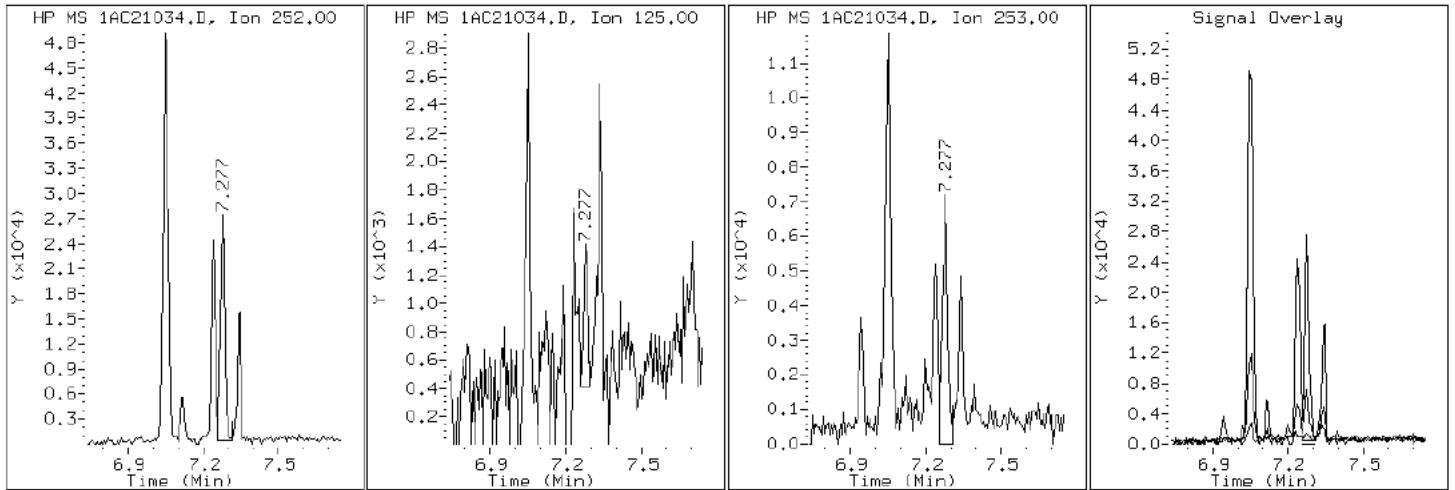
Client ID: HP0021A-CS-SP

Instrument: BSMA5973.i

Sample Info: 680-88298-a-26-a

Operator: SCC

22 Benzo(a)pyrene



Data File: 1AC21034.D

Date: 21-MAR-2013 23:31

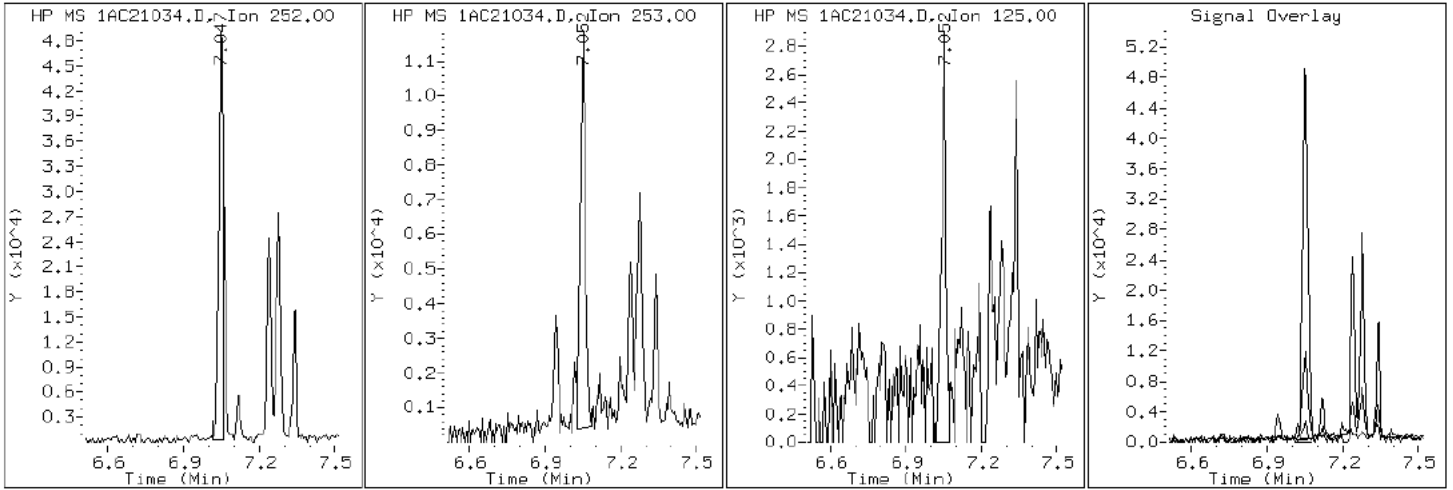
Client ID: HP0021A-CS-SP

Instrument: BSMA5973.i

Sample Info: 680-88298-a-26-a

Operator: SCC

20 Benzo (b) fluoranthene



Data File: 1AC21034.D

Date: 21-MAR-2013 23:31

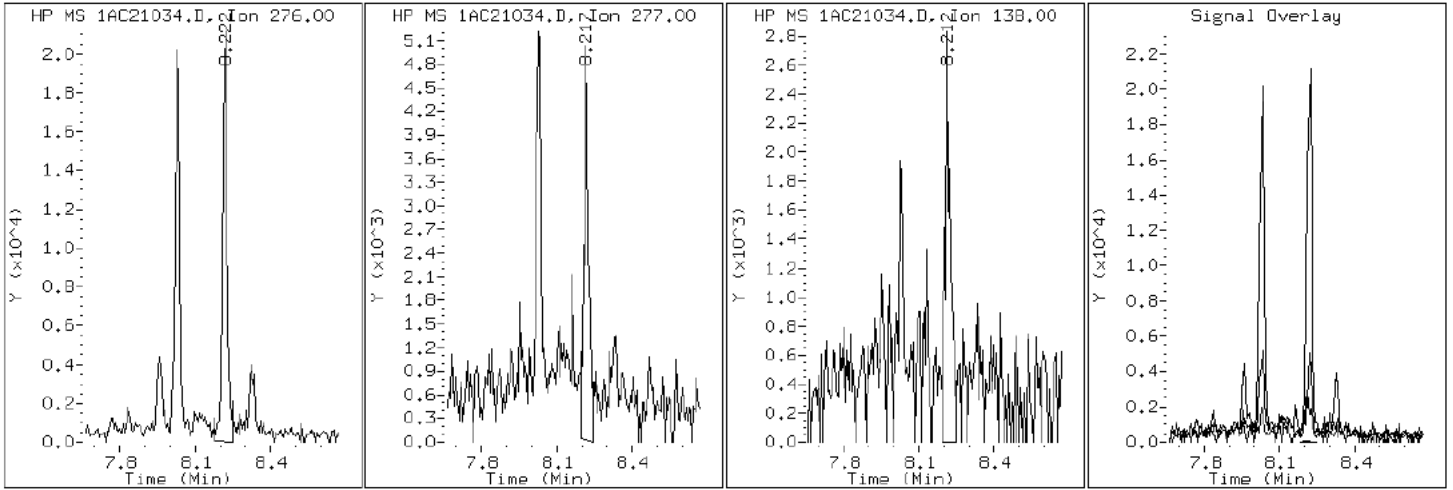
Client ID: HP0021A-CS-SP

Instrument: BSMA5973.i

Sample Info: 680-88298-a-26-a

Operator: SCC

26 Benzo(g,h,i)perylene



Data File: 1AC21034.D

Date: 21-MAR-2013 23:31

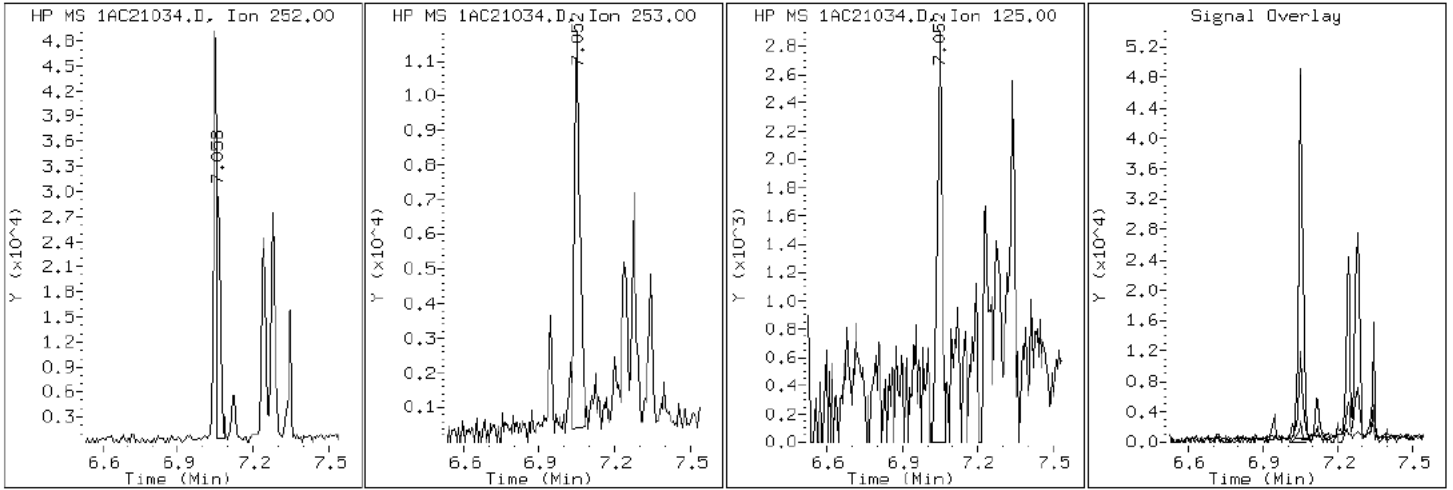
Client ID: HP0021A-CS-SP

Instrument: BSMA5973.i

Sample Info: 680-88298-a-26-a

Operator: SCC

21 Benzo(k)fluoranthene



Data File: 1AC21034.D

Date: 21-MAR-2013 23:31

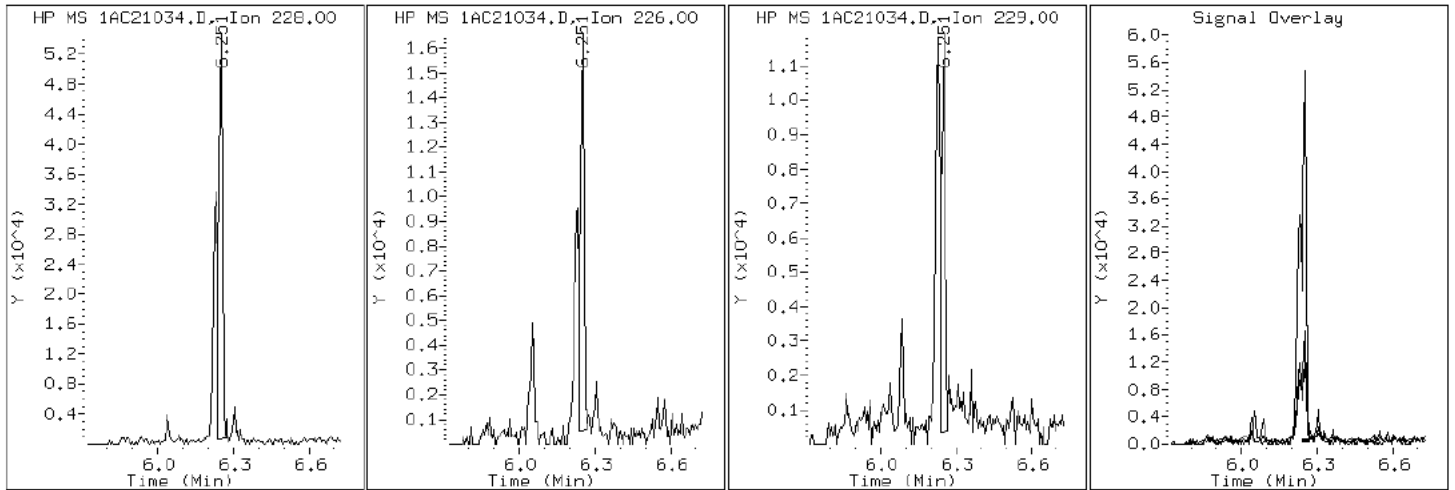
Client ID: HP0021A-CS-SP

Instrument: BSMA5973.i

Sample Info: 680-88298-a-26-a

Operator: SCC

19 Chrysene



Data File: 1AC21034.D

Date: 21-MAR-2013 23:31

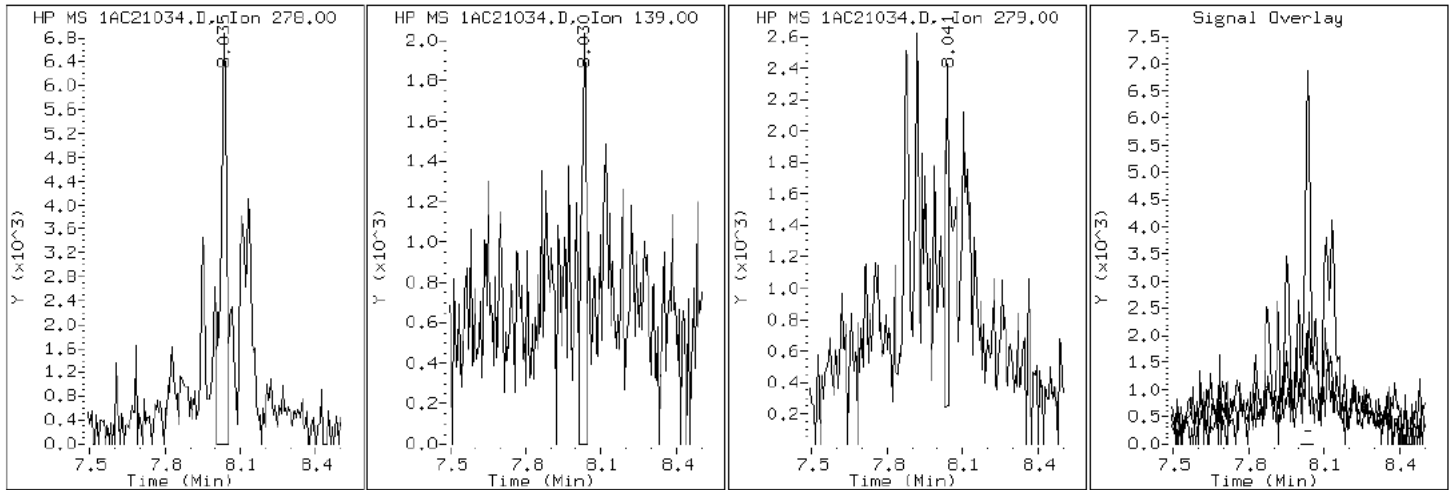
Client ID: HP0021A-CS-SP

Instrument: BSMA5973.i

Sample Info: 680-88298-a-26-a

Operator: SCC

25 Dibenzo (a, h) anthracene



Data File: 1AC21034.D

Date: 21-MAR-2013 23:31

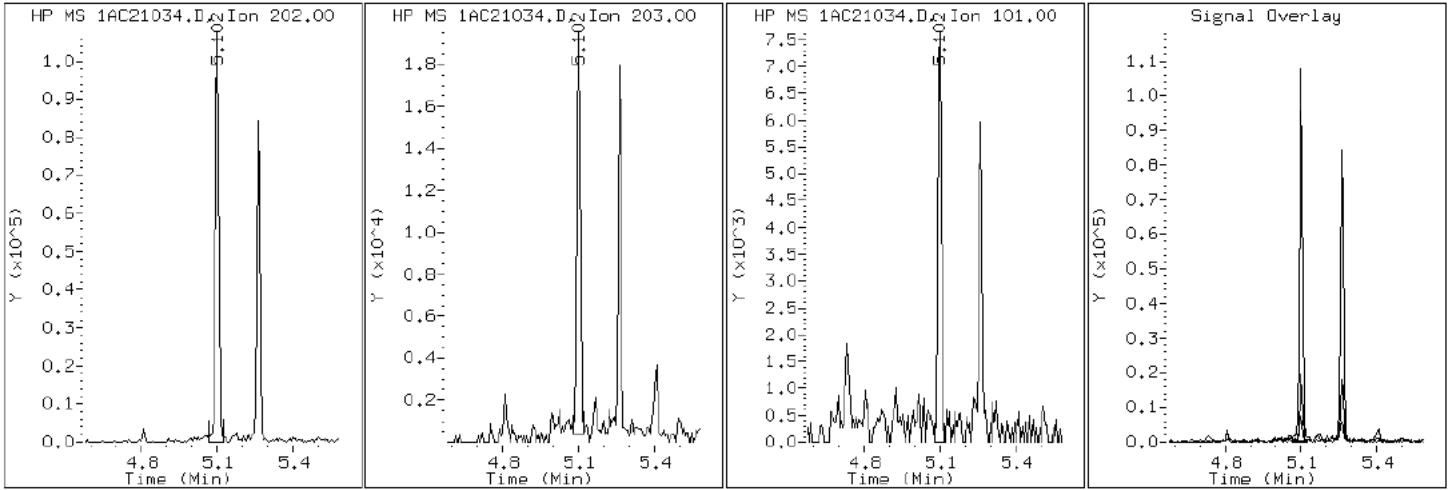
Client ID: HP0021A-CS-SP

Instrument: BSMA5973.i

Sample Info: 680-88298-a-26-a

Operator: SCC

15 Fluoranthene



Data File: 1AC21034.D

Date: 21-MAR-2013 23:31

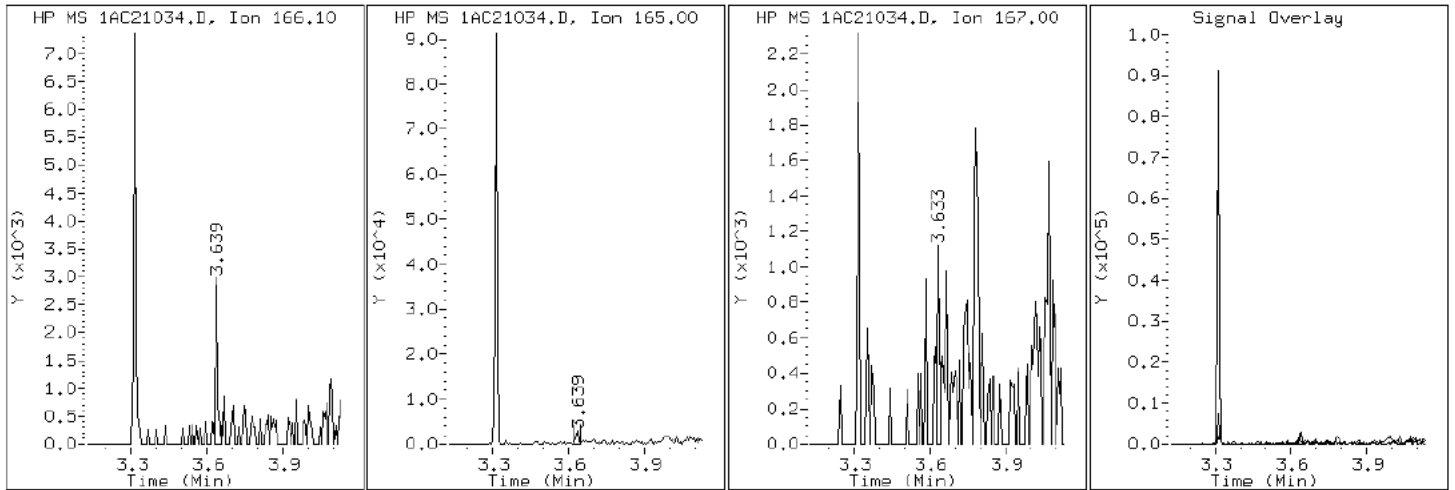
Client ID: HP0021A-CS-SP

Instrument: BSMA5973.i

Sample Info: 680-88298-a-26-a

Operator: SCC

9 Fluorene



Data File: 1AC21034.D

Date: 21-MAR-2013 23:31

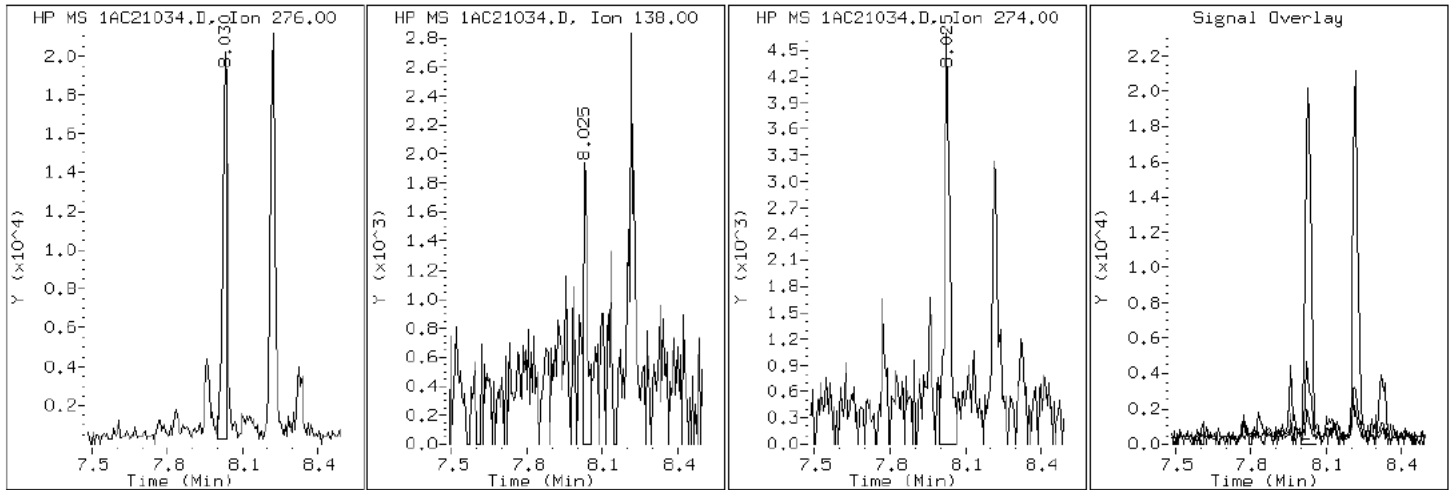
Client ID: HP0021A-CS-SP

Instrument: BSMA5973.i

Sample Info: 680-88298-a-26-a

Operator: SCC

24 Indeno(1,2,3-cd)pyrene



Data File: 1AC21034.D

Date: 21-MAR-2013 23:31

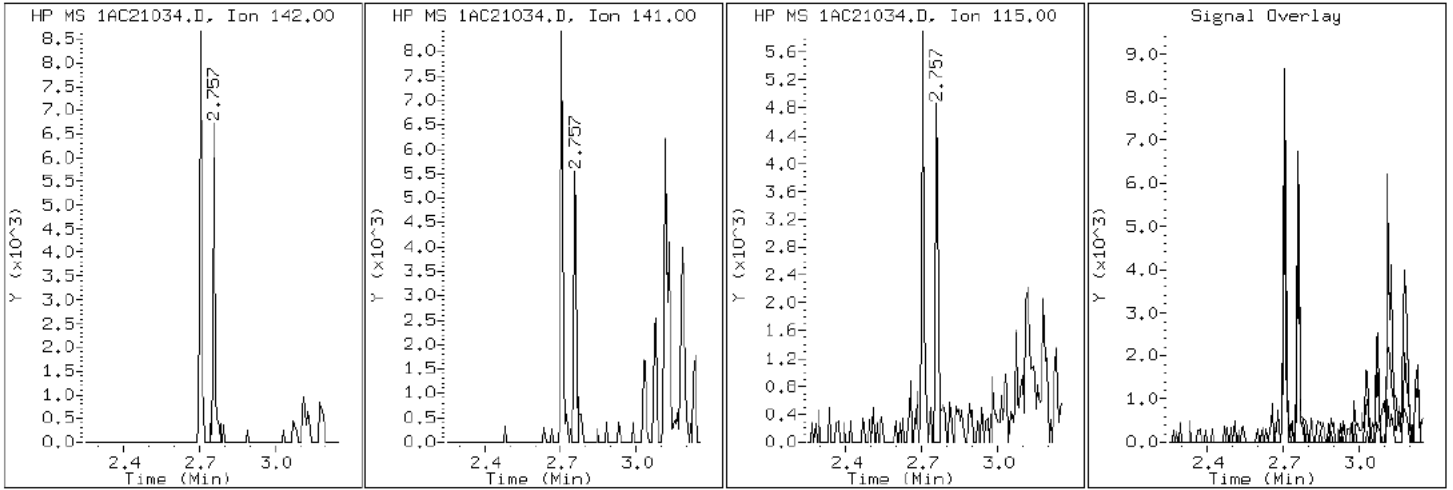
Client ID: HP0021A-CS-SP

Instrument: BSMA5973.i

Sample Info: 680-88298-a-26-a

Operator: SCC

4 1-Methylnaphthalene



Data File: 1AC21034.D

Date: 21-MAR-2013 23:31

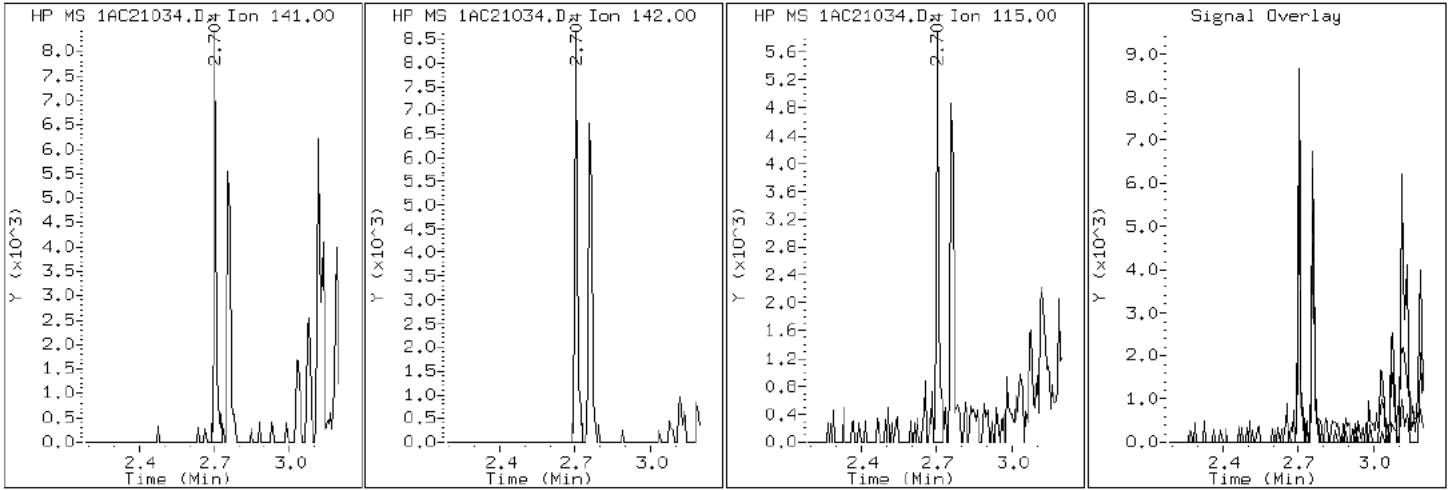
Client ID: HP0021A-CS-SP

Instrument: BSMA5973.i

Sample Info: 680-88298-a-26-a

Operator: SCC

3 2-Methylnaphthalene



Data File: 1AC21034.D

Date: 21-MAR-2013 23:31

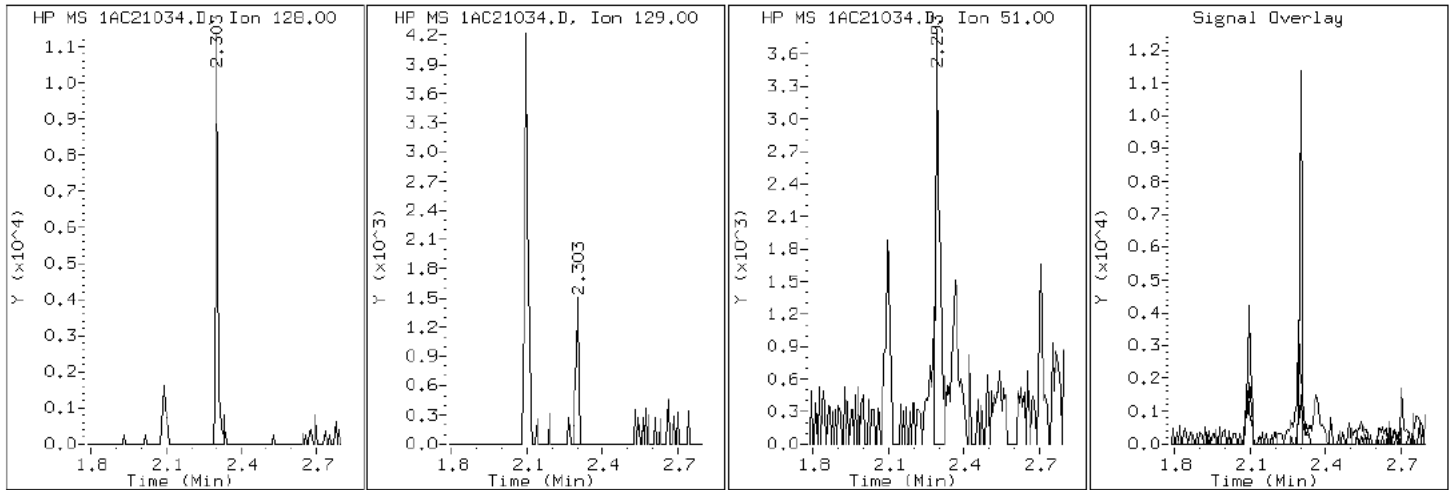
Client ID: HP0021A-CS-SP

Instrument: BSMA5973.i

Sample Info: 680-88298-a-26-a

Operator: SCC

2 Naphthalene



Data File: 1AC21034.D

Date: 21-MAR-2013 23:31

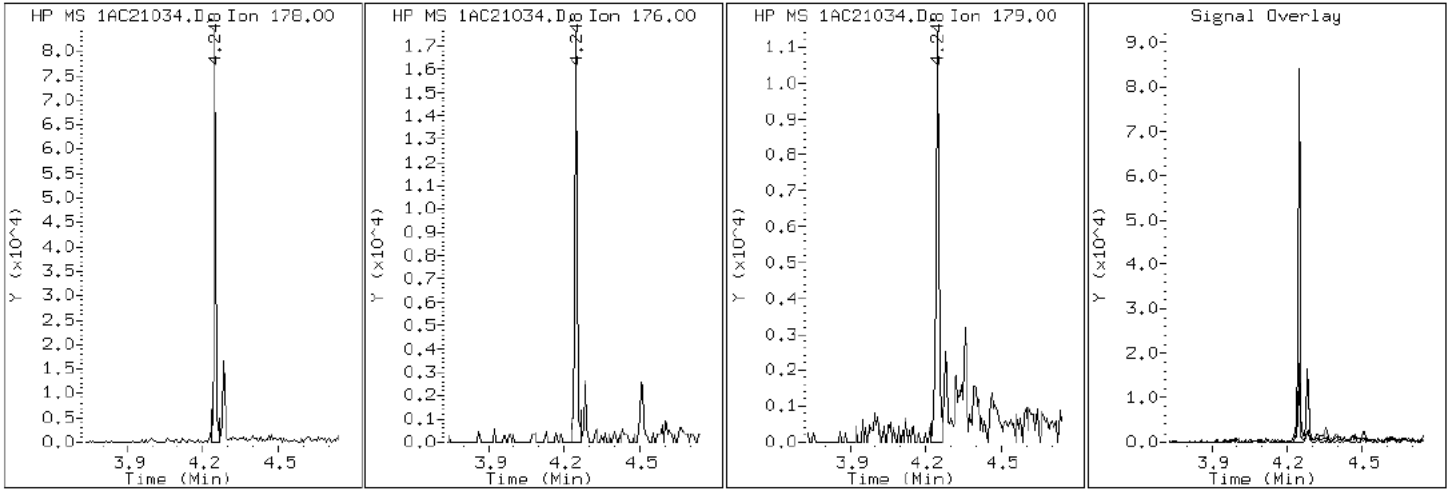
Client ID: HP0021A-CS-SP

Instrument: BSMA5973.i

Sample Info: 680-88298-a-26-a

Operator: SCC

11 Phenanthrene



Data File: 1AC21034.D

Date: 21-MAR-2013 23:31

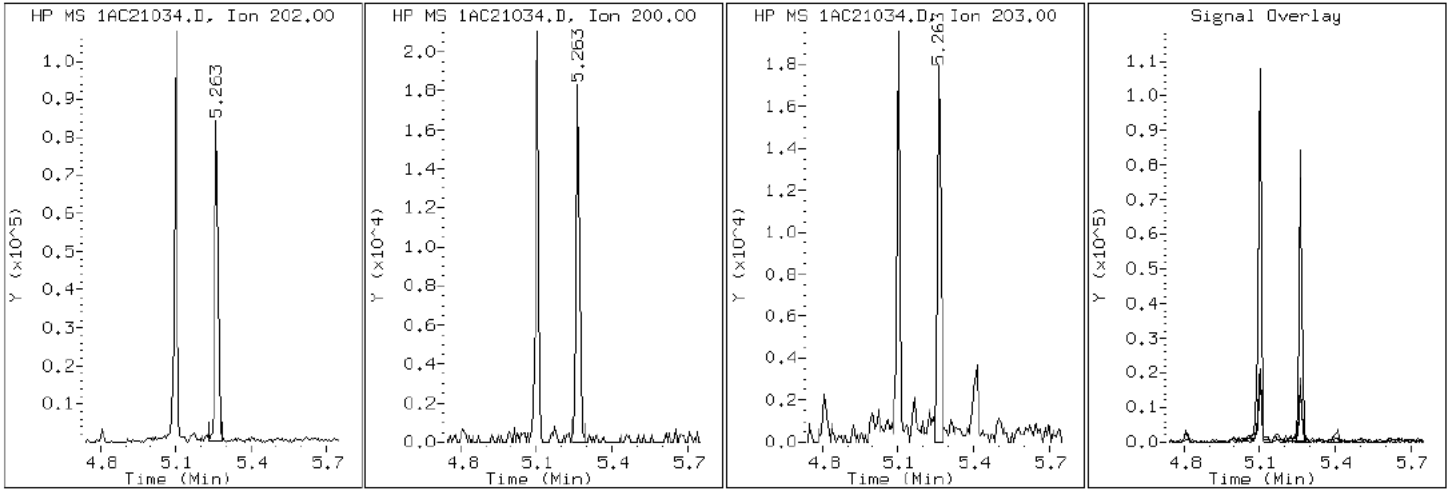
Client ID: HP0021A-CS-SP

Instrument: BSMA5973.i

Sample Info: 680-88298-a-26-a

Operator: SCC

16 Pyrene

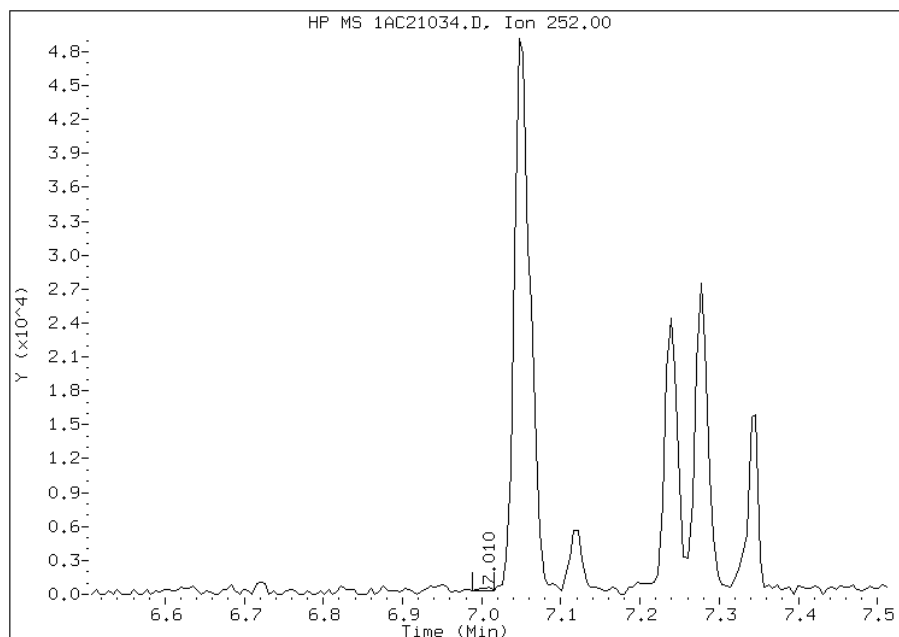


Manual Integration Report

Data File: 1AC21034.D
Inj. Date and Time: 21-MAR-2013 23:31
Instrument ID: BSMA5973.i
Client ID: HP0021A-CS-SP
Compound: 20 Benzo(b)fluoranthene
CAS #: 205-99-2
Report Date: 03/26/2013

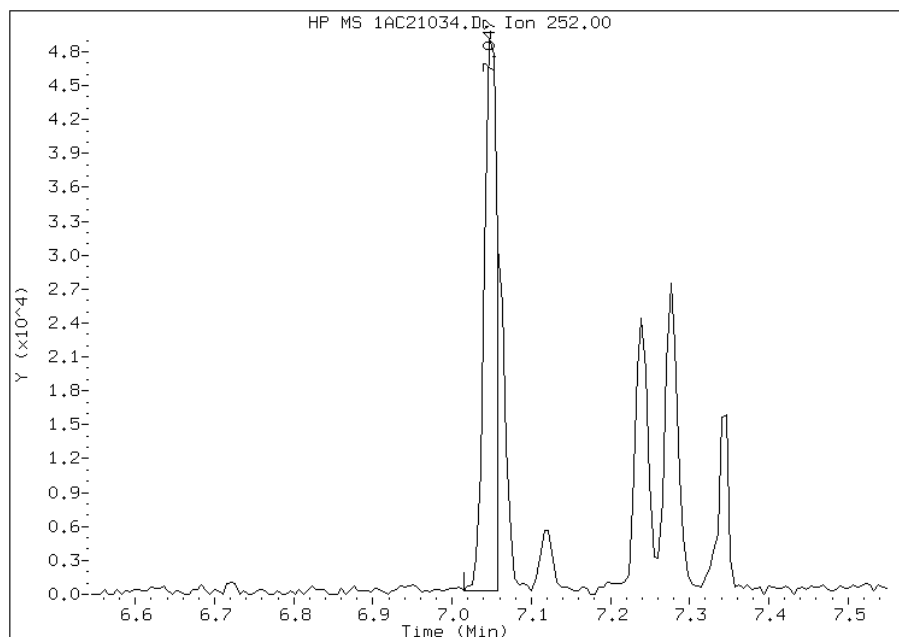
Processing Integration Results

RT: 7.01
Response: 333
Amount: 1
Conc: 104



Manual Integration Results

RT: 7.05
Response: 54894
Amount: 4
Conc: 361



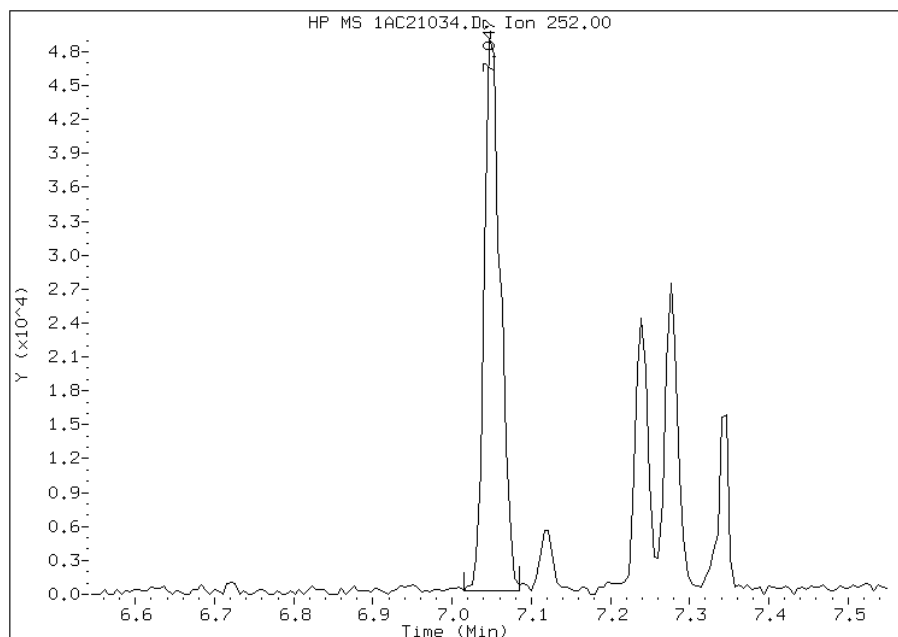
Manually Integrated By: cantins
Modification Date: 25-Mar-2013 13:59
Manual Integration Reason: Split Peak

Manual Integration Report

Data File: 1AC21034.D
Inj. Date and Time: 21-MAR-2013 23:31
Instrument ID: BSMA5973.i
Client ID: HP0021A-CS-SP
Compound: 21 Benzo(k)fluoranthene
CAS #: 207-08-9
Report Date: 03/26/2013

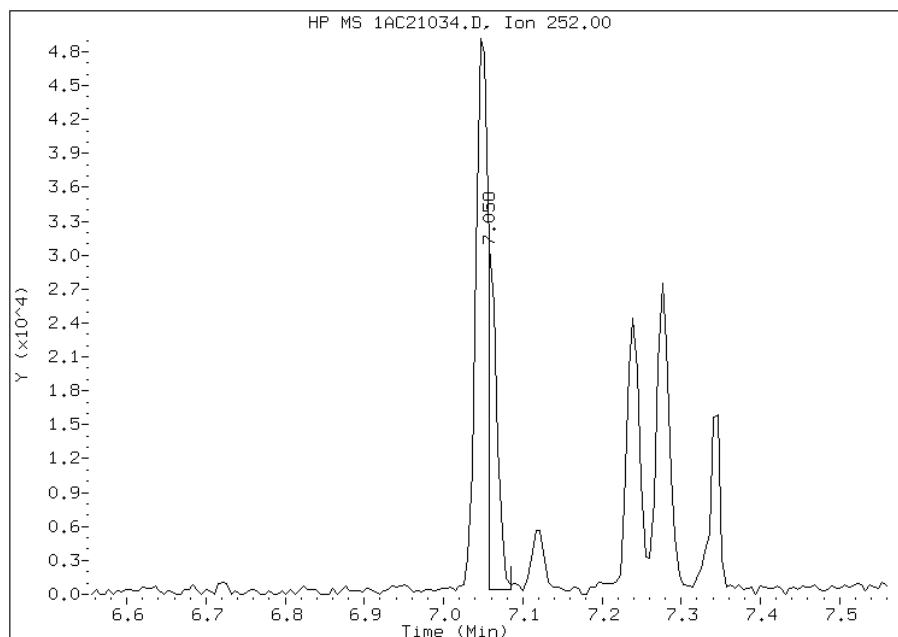
Processing Integration Results

RT: 7.05
Response: 68970
Amount: 4
Conc: 331



Manual Integration Results

RT: 7.06
Response: 24032
Amount: 1
Conc: 115



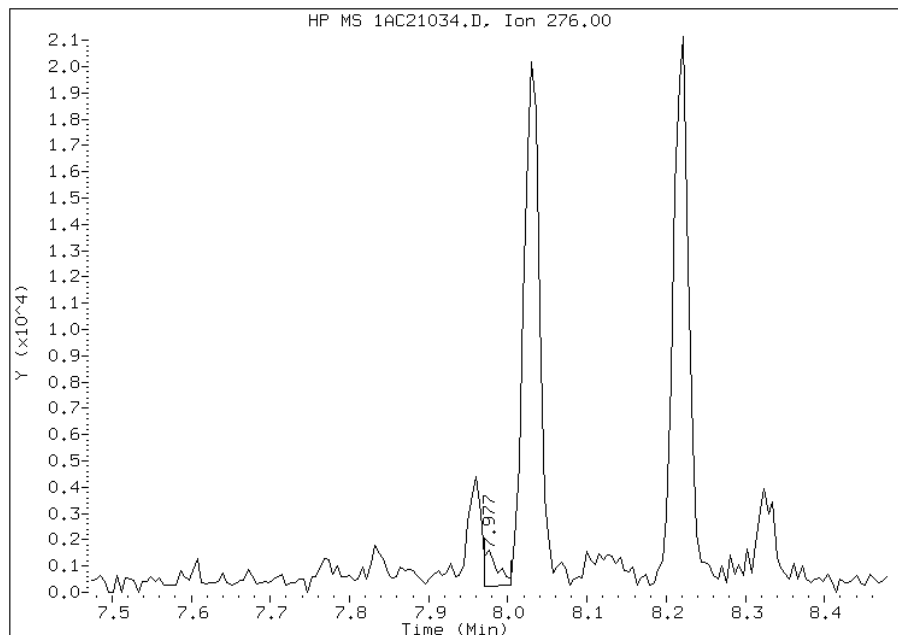
Manually Integrated By: cantins
Modification Date: 25-Mar-2013 13:59
Manual Integration Reason: Baseline Event

Manual Integration Report

Data File: 1AC21034.D
Inj. Date and Time: 21-MAR-2013 23:31
Instrument ID: BSMA5973.i
Client ID: HP0021A-CS-SP
Compound: 24 Indeno(1,2,3-cd)pyrene
CAS #: 193-39-5
Report Date: 03/26/2013

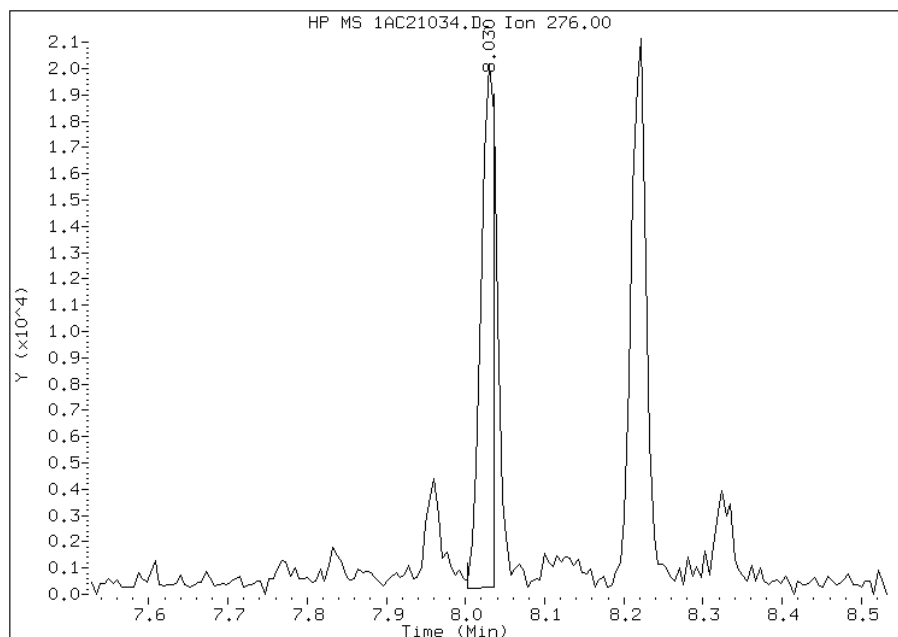
Processing Integration Results

RT: 7.98
Response: 1641
Amount: 0
Conc: 10



Manual Integration Results

RT: 8.03
Response: 23091
Amount: 2
Conc: 141



Manually Integrated By: cantins
Modification Date: 25-Mar-2013 14:00
Manual Integration Reason: Split Peak

FORM I
GC/MS SEMI VOA ORGANICS ANALYSIS DATA SHEET

Lab Name: TestAmerica Tampa Job No.: 680-88298-2
 SDG No.: 68088298-2
 Client Sample ID: HP0047A-CS-SP Lab Sample ID: 680-88298-27
 Matrix: Solid Lab File ID: 1AC21035.D
 Analysis Method: 8270C LL Date Collected: 03/12/2013 13:40
 Extract. Method: 3546 Date Extracted: 03/20/2013 08:31
 Sample wt/vol: 15.40 (g) Date Analyzed: 03/21/2013 23:46
 Con. Extract Vol.: 1 (mL) Dilution Factor: 1
 Injection Volume: 1 (uL) Level: (low/med) Low
 % Moisture: 14.4 GPC Cleanup: (Y/N) N
 Analysis Batch No.: 135630 Units: ug/Kg

CAS NO.	COMPOUND NAME	RESULT	Q	RL	MDL
83-32-9	Acenaphthene	47	J	110	23
208-96-8	Acenaphthylene	46	U	46	5.7
120-12-7	Anthracene	43		9.6	4.8
56-55-3	Benzo[a]anthracene	510		9.1	4.4
50-32-8	Benzo[a]pyrene	800		12	5.9
205-99-2	Benzo[b]fluoranthene	1400		14	6.9
191-24-2	Benzo[g,h,i]perylene	1100		23	5.0
207-08-9	Benzo[k]fluoranthene	320		9.1	4.1
218-01-9	Chrysene	620		10	5.1
53-70-3	Dibenz(a,h)anthracene	320		23	4.7
206-44-0	Fluoranthene	580		23	4.6
86-73-7	Fluorene	30		23	4.7
193-39-5	Indeno[1,2,3-cd]pyrene	1000		23	8.1
90-12-0	1-Methylnaphthalene	25	J	46	5.0
91-57-6	2-Methylnaphthalene	94		46	8.1
91-20-3	Naphthalene	39	J	46	5.0
85-01-8	Phenanthrene	240		9.1	4.4
129-00-0	Pyrene	500		23	4.2

CAS NO.	SURROGATE	%REC	Q	LIMITS
84-15-1	o-Terphenyl	73		30-130

TestAmerica Laboratories

Semivolatiles 8270C low level PAH

Data file : \\tam-chemsvr\chem\SM\BSMA5973.i\1A032113.b\1AC21035.D
 Lab Smp Id: 680-88298-A-27-A Client Smp ID: HP0047A-CS-SP
 Inj Date : 21-MAR-2013 23:46
 Operator : SCC Inst ID: BSMA5973.i
 Smp Info : 680-88298-a-27-a
 Misc Info : 680-88298-A-27-A
 Comment :
 Method : \\tam-chemsvr\chem\SM\BSMA5973.i\1A032113.b\a-bFASTPAHi-m.m
 Meth Date : 21-Mar-2013 17:07 cantins Quant Type: ISTD
 Cal Date : 15-MAR-2013 14:25 Cal File: 1AC15009.D
 Als bottle: 30
 Dil Factor: 1.00000
 Integrator: HP RTE Compound Sublist: pah.sub
 Target Version: 4.14
 Processing Host: TAM1000

Concentration Formula:

$$\text{Amt} * \text{DF} * 1/\text{Vi} * \text{Vt}/\text{Ws} * 100/(100 - \text{M}) * \text{A} * \text{B} * \text{C} * \text{D} * \text{GPC} * \text{CpndVariable}$$

Name	Value	Description
DF	1.000	Dilution Factor
Vi	1.000	Injection Volume
Vt	1.000	Final Volume
Ws	15.400	Weight Extracted
M	14.419	% Moisture
A	1000.000	uL to mL conversion
B	1000.000	g to kg conversion
C	0.00100	ng to ug conversion
D	1.000	ug to mg conversion(value = 1 if no conv)
GPC	1.000	GPC FACTOR
Cpnd Variable		Local Compound Variable

Compounds	QUANT	SIG	MASS	RT	EXP RT	REL RT	RESPONSE	CONCENTRATIONS	
								ON-COLUMN (ug/ml)	FINAL (ug/Kg)
* 1 Naphthalene-d8	136	2.293	2.282 (1.000)	530977	40.0000				
* 6 Acenaphthene-d10	164	3.313	3.302 (1.000)	418755	40.0000				
* 10 Phenanthrene-d10	188	4.237	4.221 (1.000)	633175	40.0000				
\$ 14 o-Terphenyl	230	4.504	4.499 (1.063)	60260	7.25852	550.7475			
* 18 Chrysene-d12	240	6.241	6.208 (1.000)	580656	40.0000		(H)		
* 23 Perylene-d12	264	7.341	7.292 (1.000)	739562	40.0000		(H)		
2 Naphthalene	128	2.303	2.292 (1.005)	6378	0.51992	39.4491			
3 2-Methylnaphthalene	141	2.704	2.693 (1.179)	2733	1.24405	94.3937			
4 1-Methylnaphthalene	142	2.758	2.752 (1.203)	2358	0.33428	25.3637			
7 Acenaphthene	154	3.329	3.318 (1.005)	1747	0.61990	47.0356(Q)			
9 Fluorene	166	3.634	3.628 (1.097)	1892	0.39043	29.6243			
11 Phenanthrene	178	4.248	4.237 (1.003)	51135	3.18645	241.7749			
12 Anthracene	178	4.280	4.269 (1.010)	8914	0.57287	43.4670			
13 Carbazole	167	4.446	4.424 (1.049)	5409	0.39661	30.0928			

Compounds	QUANT SIG	RT	EXP RT	REL RT	RESPONSE	CONCENTRATIONS	
						ON-COLUMN (ug/ml)	FINAL (ug/Kg)
15 Fluoranthene	202	5.103	5.081	(1.204)	121161	7.63797	579.5382
16 Pyrene	202	5.263	5.246	(0.843)	109471	6.57533	498.9096(H)
17 Benzo(a)anthracene	228	6.230	6.197	(0.998)	110144	6.70971	509.1057(H)
19 Chrysene	228	6.257	6.224	(1.003)	122080	8.11745	615.9194(H)
20 Benzo(b)fluoranthene	252	7.058	7.015	(0.961)	344191	18.0925	1372.7859(MH)
21 Benzo(k)fluoranthene	252	7.069	7.036	(0.963)	85305	4.27614	324.4567(QMH)
22 Benzo(a)pyrene	252	7.282	7.244	(0.992)	181940	10.4828	795.3947(H)
24 Indeno(1,2,3-cd)pyrene	276	8.046	7.987	(1.096)	211120	13.4811	1022.8953(MH)
25 Dibenzo(a,h)anthracene	278	8.046	7.998	(1.096)	66417	4.27919	324.6878(MH)
26 Benzo(g,h,i)perylene	276	8.239	8.169	(1.122)	224102	14.2163	1078.6732(H)

QC Flag Legend

- Q - Qualifier signal failed the ratio test.
- M - Compound response manually integrated.
- H - Operator selected an alternate compound hit.

Data File: 1AC21035.D

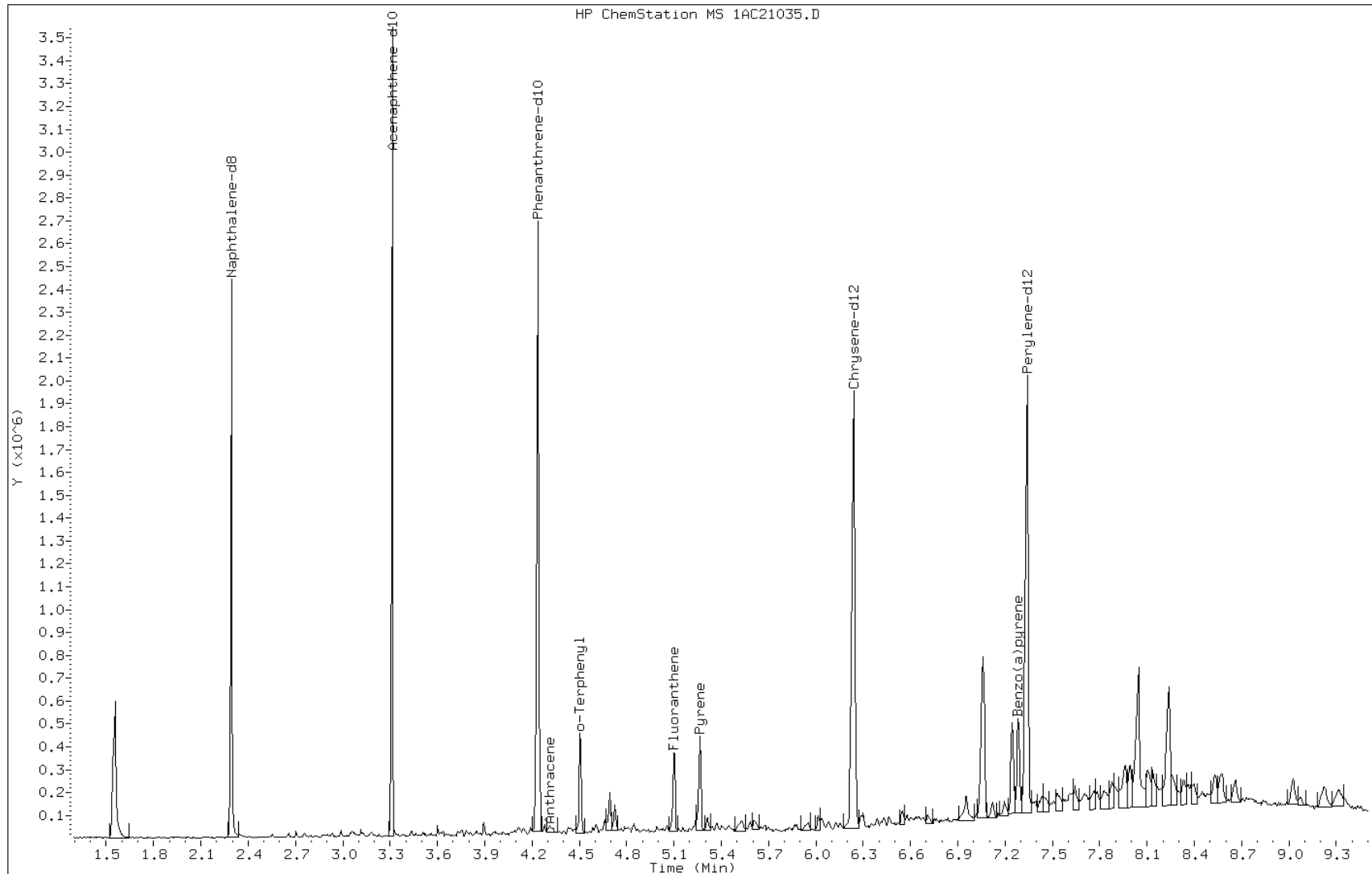
Date: 21-MAR-2013 23:46

Client ID: HP0047A-CS-SP

Sample Info: 680-88298-a-27-a

Instrument: BSMA5973.i

Operator: SCC



Data File: 1AC21035.D

Date: 21-MAR-2013 23:46

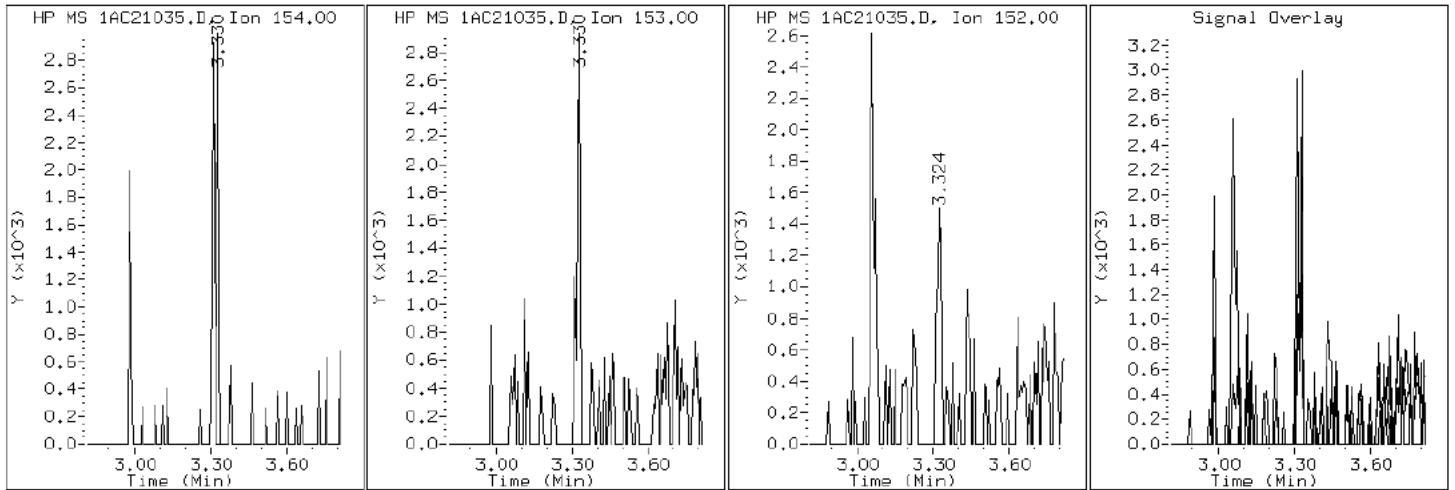
Client ID: HP0047A-CS-SP

Instrument: BSMA5973.i

Sample Info: 680-88298-a-27-a

Operator: SCC

7 Acenaphthene



Data File: 1AC21035.D

Date: 21-MAR-2013 23:46

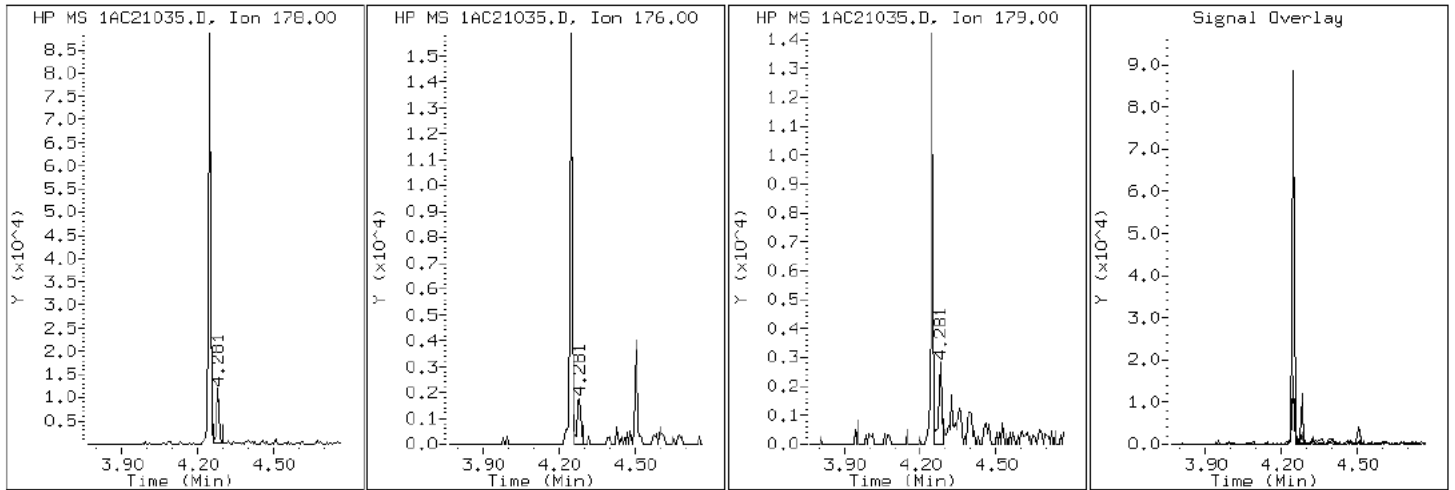
Client ID: HP0047A-CS-SP

Instrument: BSMA5973.i

Sample Info: 680-88298-a-27-a

Operator: SCC

12 Anthracene



Data File: 1AC21035.D

Date: 21-MAR-2013 23:46

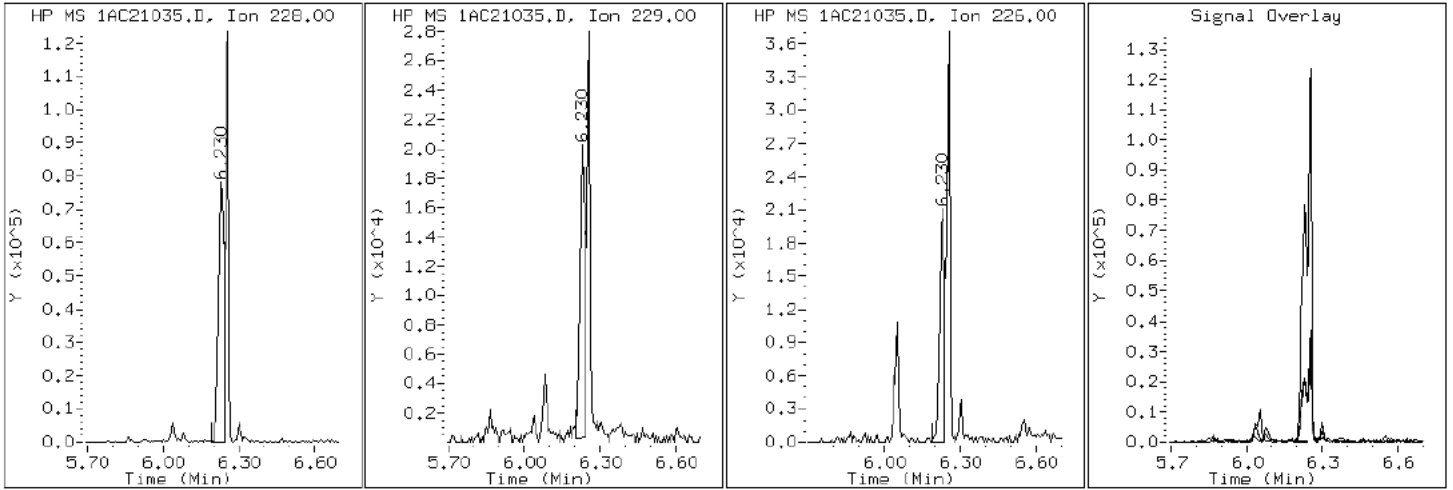
Client ID: HP0047A-CS-SP

Instrument: BSMA5973.i

Sample Info: 680-88298-a-27-a

Operator: SCC

17 Benzo(a)anthracene



Data File: 1AC21035.D

Date: 21-MAR-2013 23:46

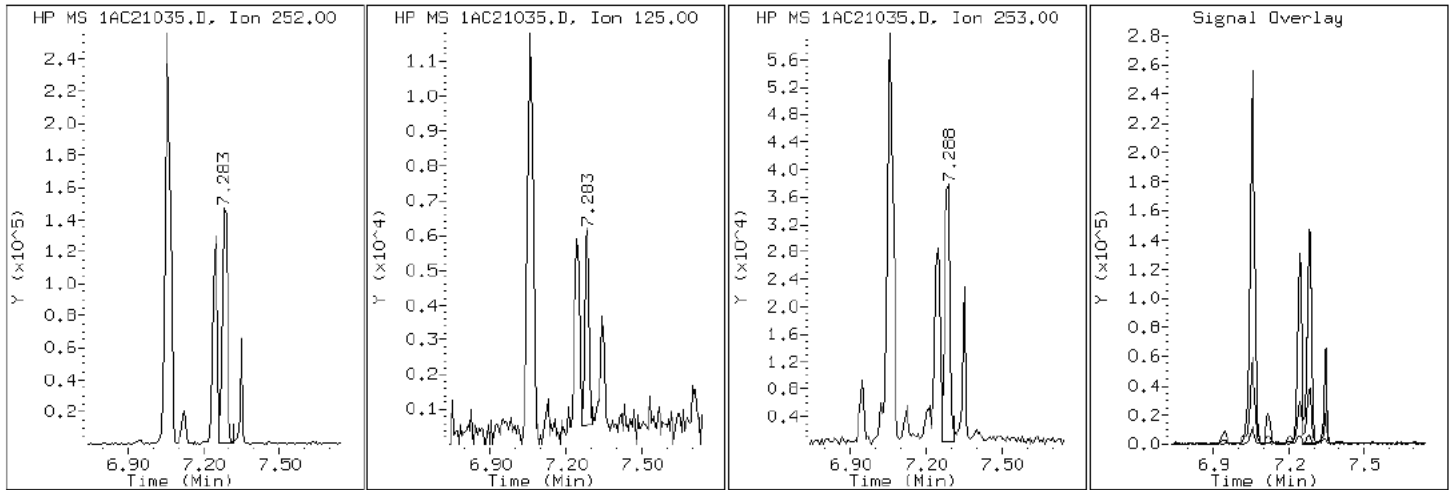
Client ID: HP0047A-CS-SP

Instrument: BSMA5973.i

Sample Info: 680-88298-a-27-a

Operator: SCC

22 Benzo(a)pyrene



Data File: 1AC21035.D

Date: 21-MAR-2013 23:46

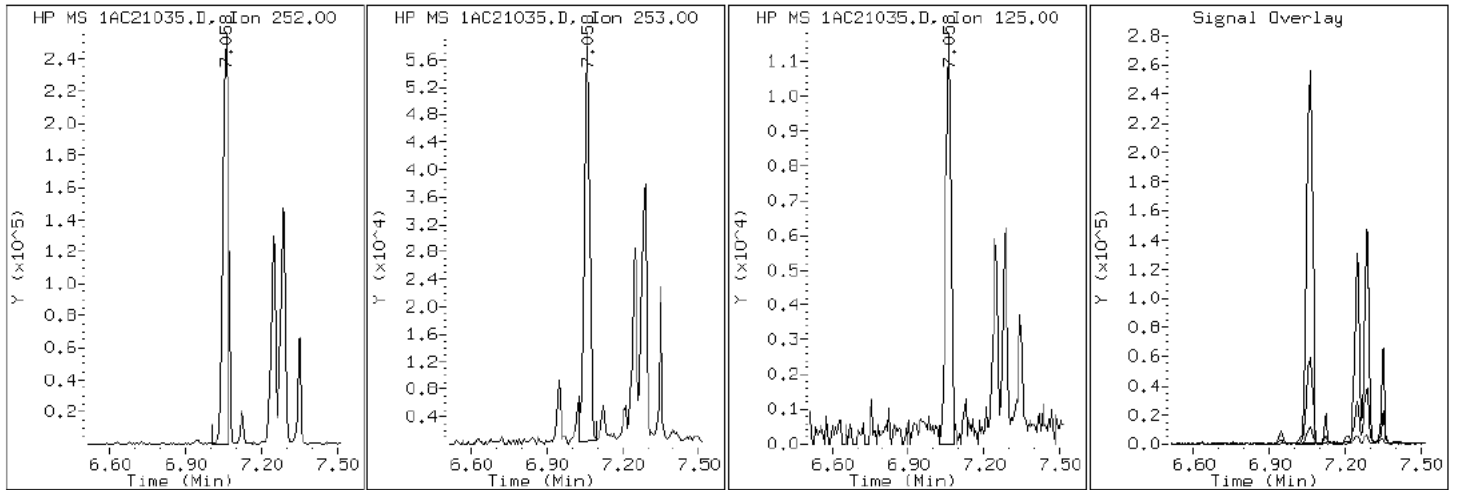
Client ID: HP0047A-CS-SP

Instrument: BSMA5973.i

Sample Info: 680-88298-a-27-a

Operator: SCC

20 Benzo (b) fluoranthene



Data File: 1AC21035.D

Date: 21-MAR-2013 23:46

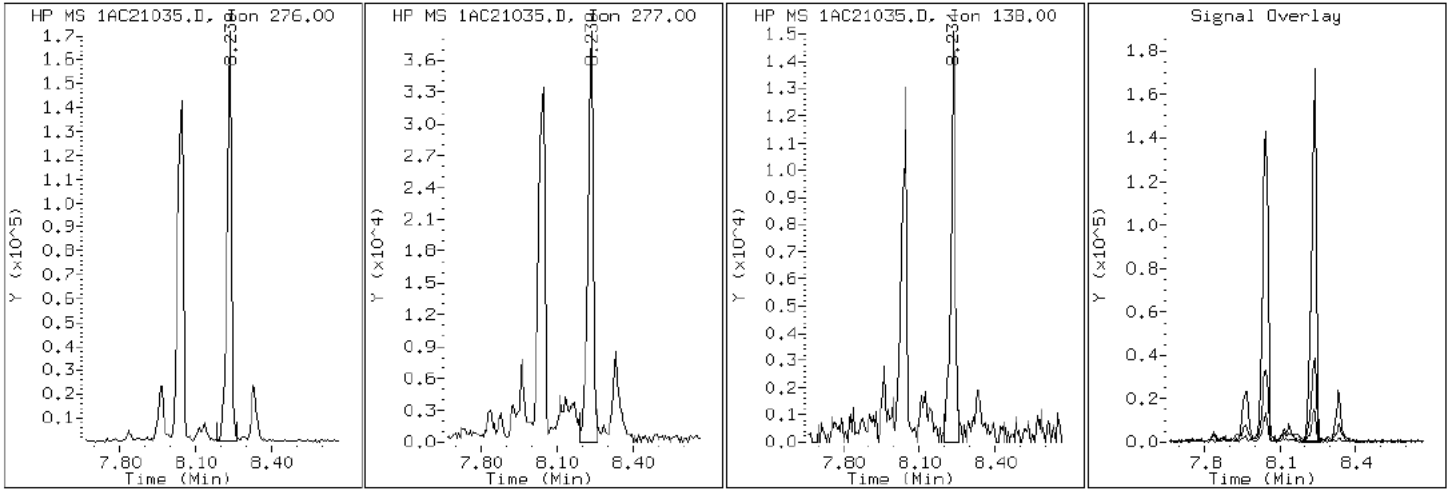
Client ID: HP0047A-CS-SP

Instrument: BSMA5973.i

Sample Info: 680-88298-a-27-a

Operator: SCC

26 Benzo(g,h,i)perylene



Data File: 1AC21035.D

Date: 21-MAR-2013 23:46

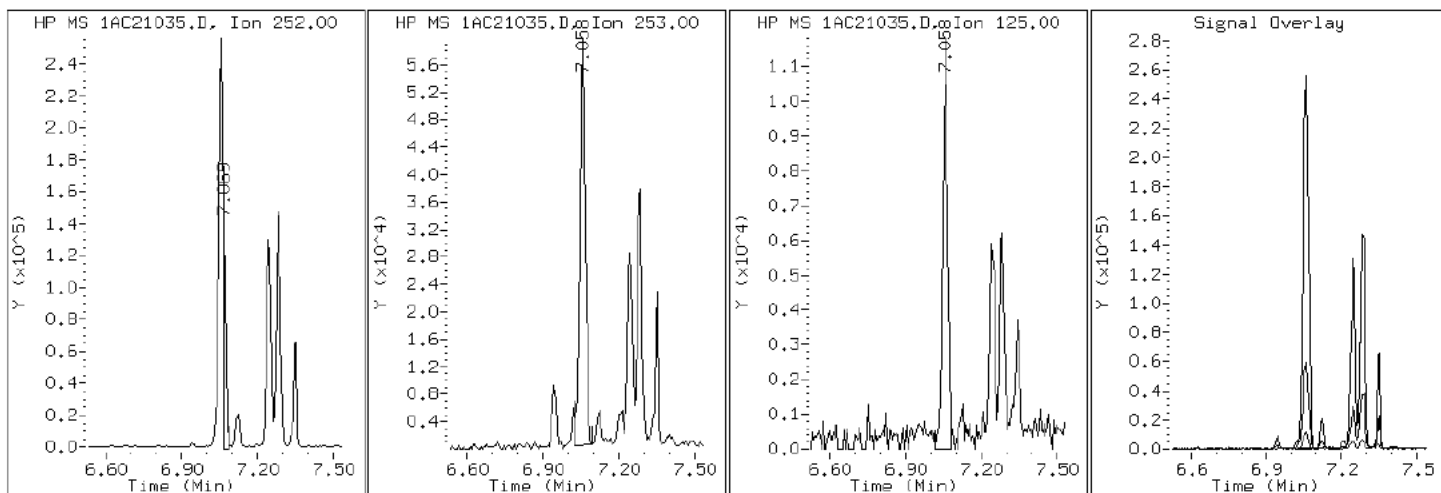
Client ID: HP0047A-CS-SP

Instrument: BSMA5973.i

Sample Info: 680-88298-a-27-a

Operator: SCC

21 Benzo(k)fluoranthene



Data File: 1AC21035.D

Date: 21-MAR-2013 23:46

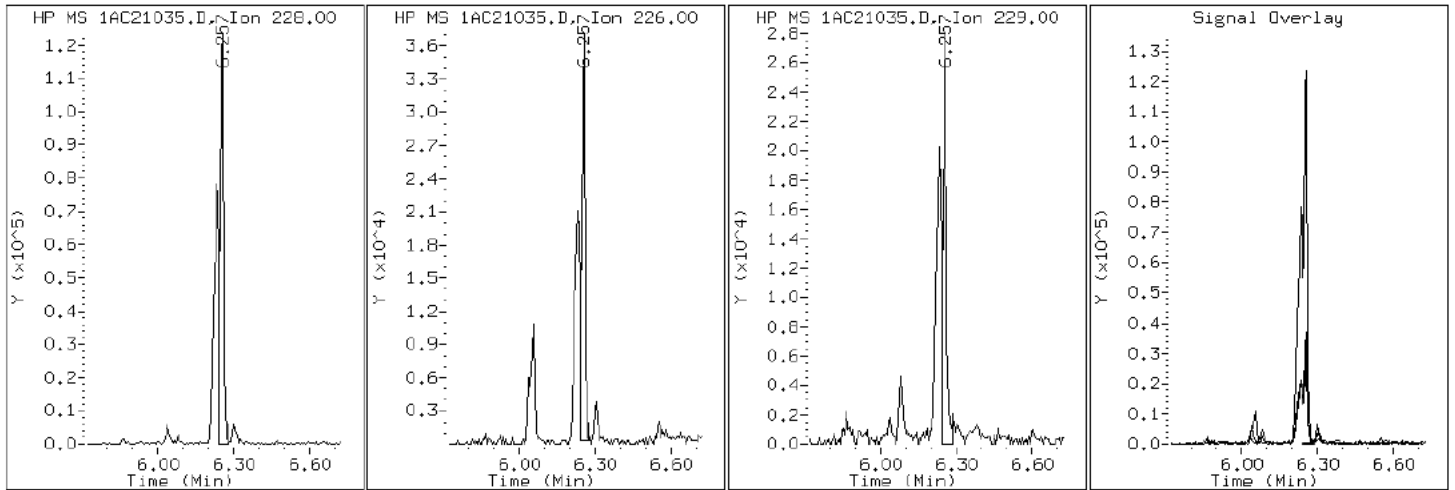
Client ID: HP0047A-CS-SP

Instrument: BSMA5973.i

Sample Info: 680-88298-a-27-a

Operator: SCC

19 Chrysene



Data File: 1AC21035.D

Date: 21-MAR-2013 23:46

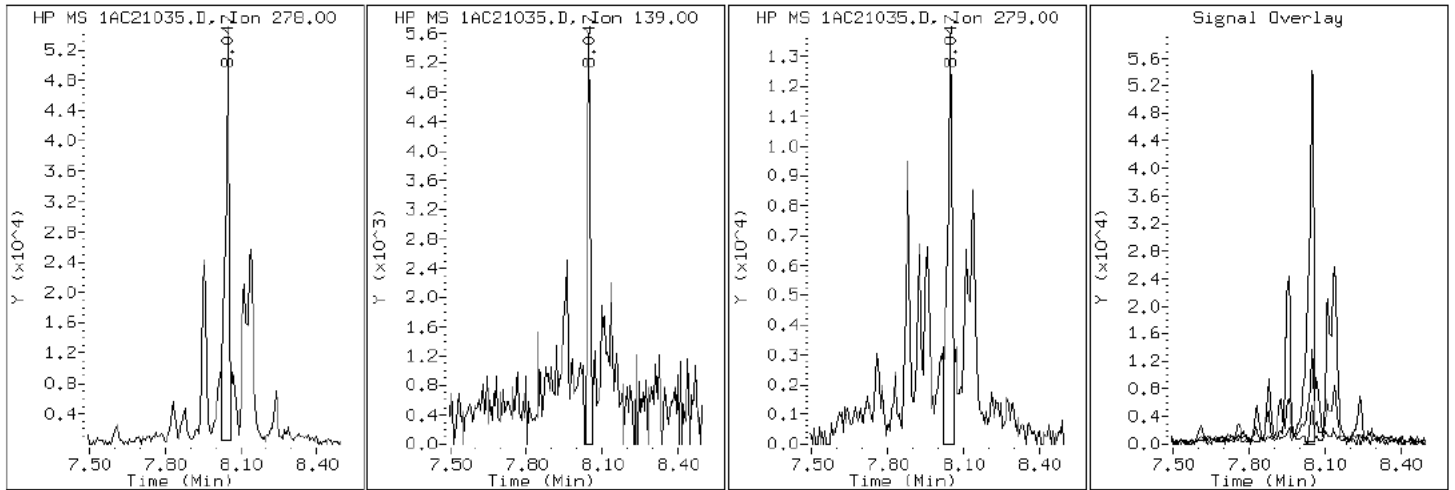
Client ID: HP0047A-CS-SP

Instrument: BSMA5973.i

Sample Info: 680-88298-a-27-a

Operator: SCC

25 Dibenzo (a,h) anthracene



Data File: 1AC21035.D

Date: 21-MAR-2013 23:46

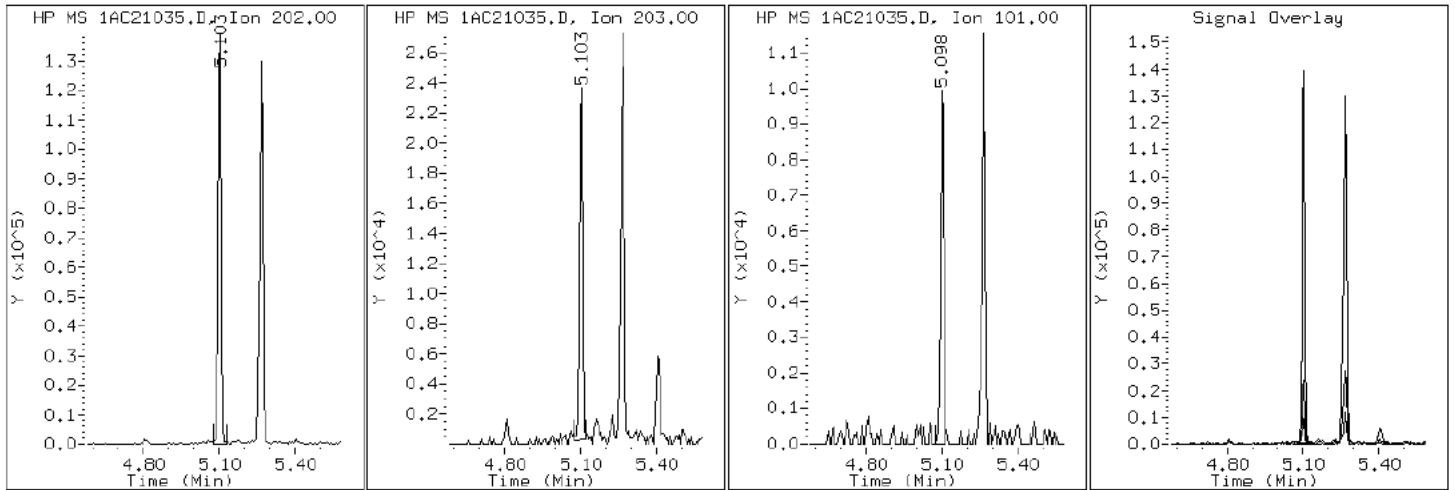
Client ID: HP0047A-CS-SP

Instrument: BSMA5973.i

Sample Info: 680-88298-a-27-a

Operator: SCC

15 Fluoranthene



Data File: 1AC21035.D

Date: 21-MAR-2013 23:46

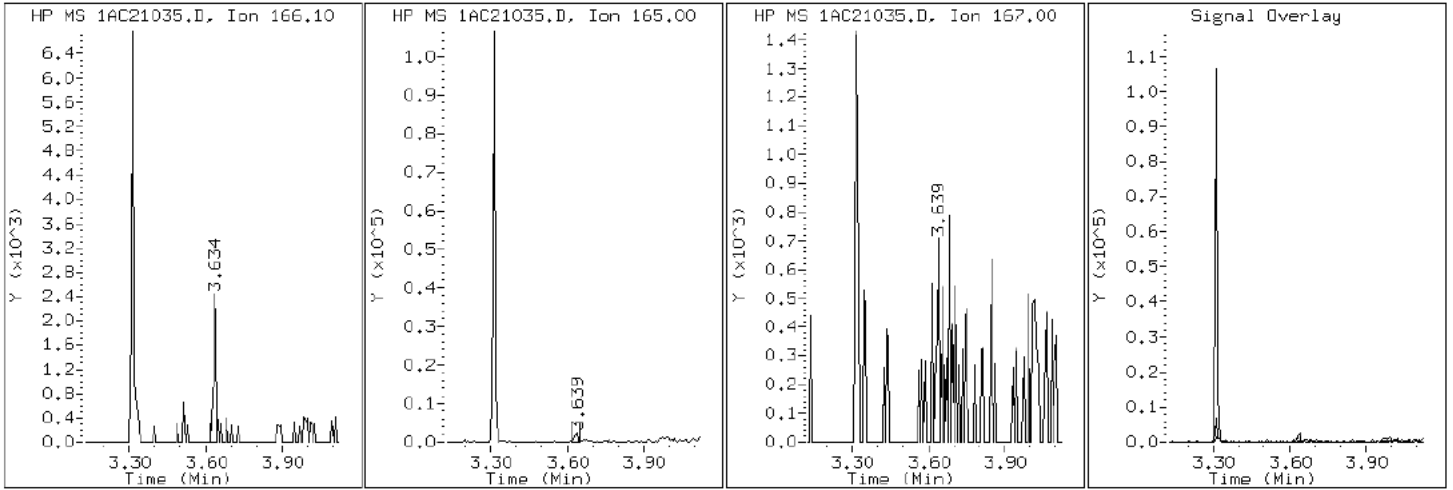
Client ID: HP0047A-CS-SP

Instrument: BSMA5973.i

Sample Info: 680-88298-a-27-a

Operator: SCC

9 Fluorene



Data File: 1AC21035.D

Date: 21-MAR-2013 23:46

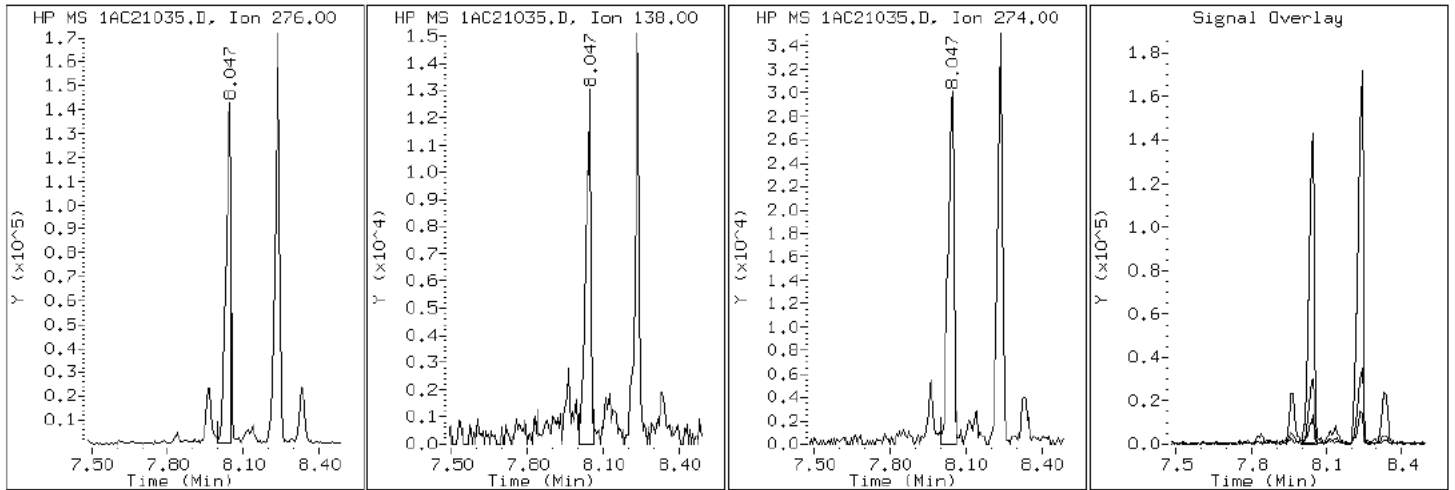
Client ID: HP0047A-CS-SP

Instrument: BSMA5973.i

Sample Info: 680-88298-a-27-a

Operator: SCC

24 Indeno(1,2,3-cd)pyrene



Data File: 1AC21035.D

Date: 21-MAR-2013 23:46

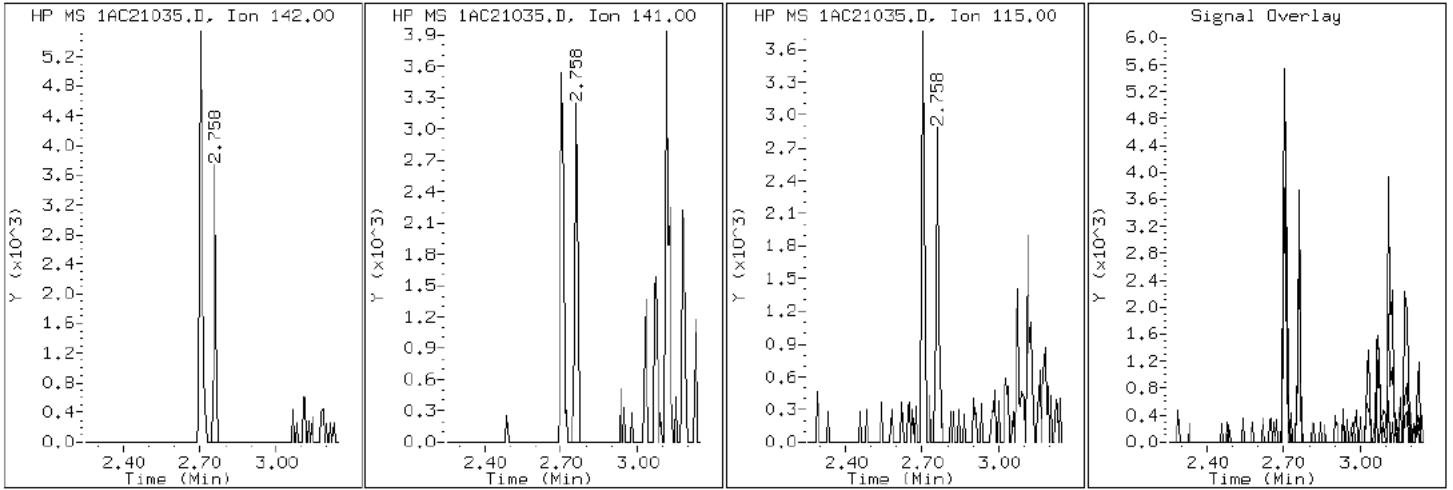
Client ID: HP0047A-CS-SP

Instrument: BSMA5973.i

Sample Info: 680-88298-a-27-a

Operator: SCC

4 1-Methylnaphthalene



Data File: 1AC21035.D

Date: 21-MAR-2013 23:46

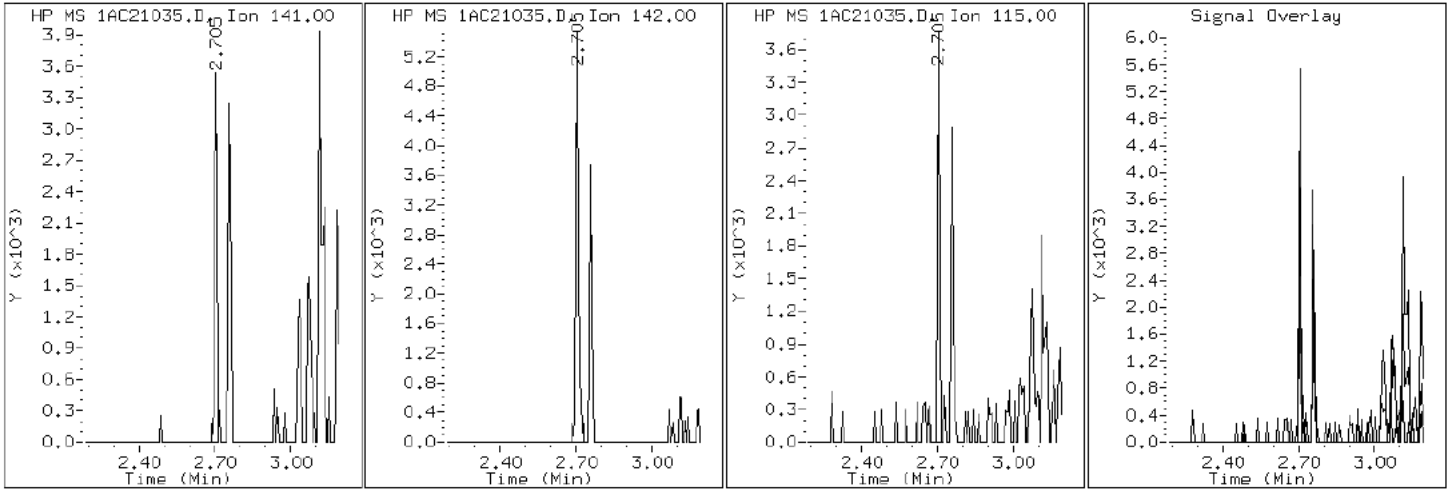
Client ID: HP0047A-CS-SP

Instrument: BSMA5973.i

Sample Info: 680-88298-a-27-a

Operator: SCC

3 2-Methylnaphthalene



Data File: 1AC21035.D

Date: 21-MAR-2013 23:46

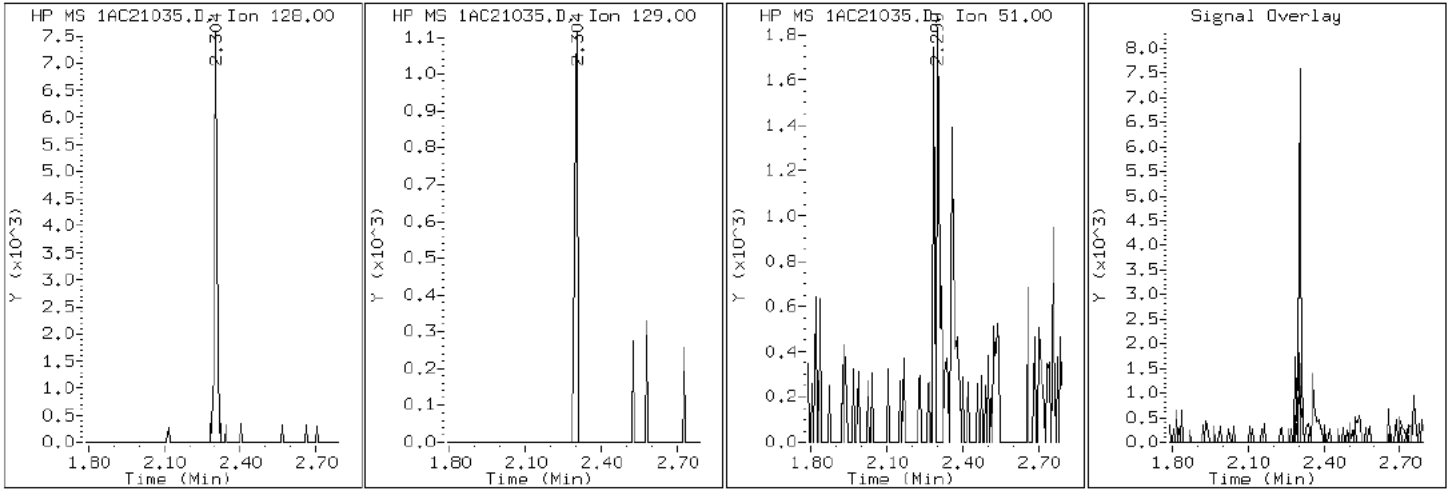
Client ID: HP0047A-CS-SP

Instrument: BSMA5973.i

Sample Info: 680-88298-a-27-a

Operator: SCC

2 Naphthalene



Data File: 1AC21035.D

Date: 21-MAR-2013 23:46

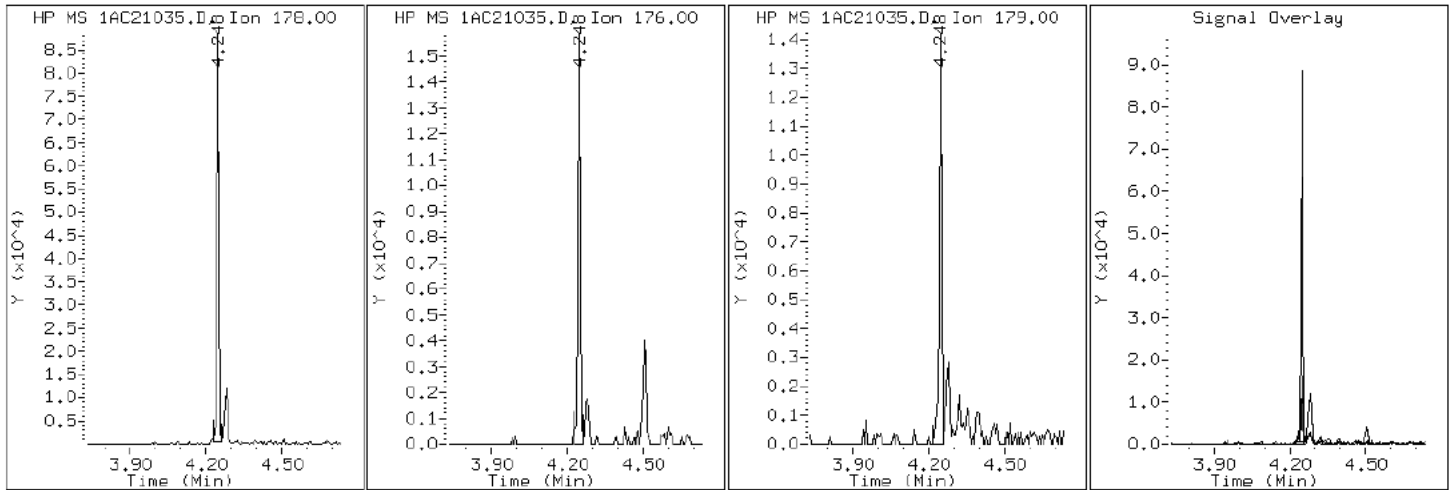
Client ID: HP0047A-CS-SP

Instrument: BSMA5973.i

Sample Info: 680-88298-a-27-a

Operator: SCC

11 Phenanthrene



Data File: 1AC21035.D

Date: 21-MAR-2013 23:46

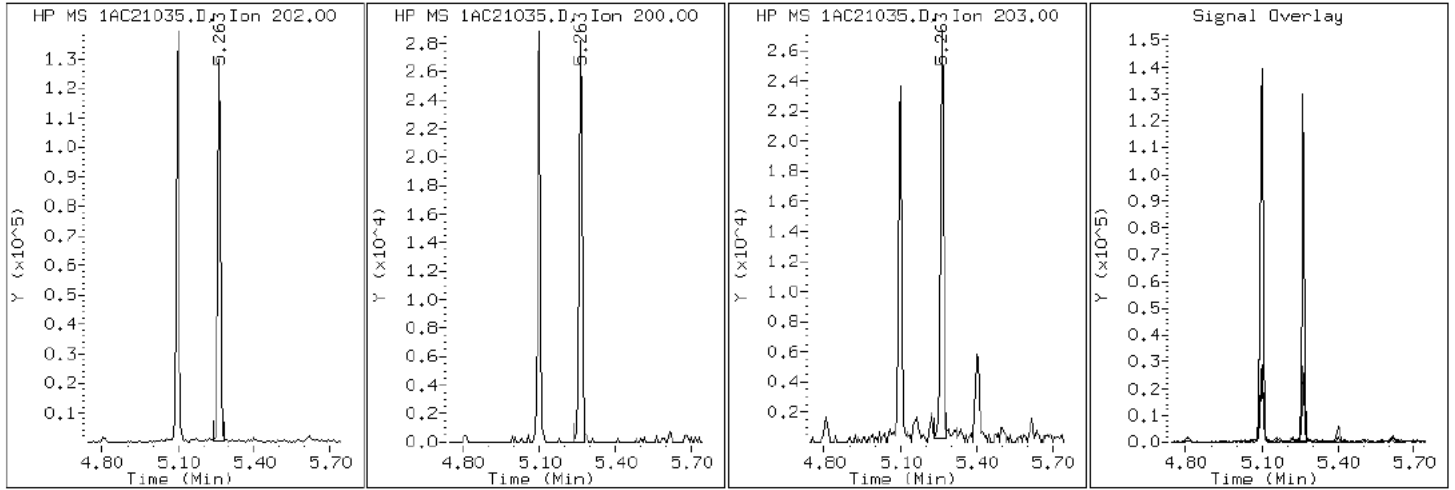
Client ID: HP0047A-CS-SP

Instrument: BSMA5973.i

Sample Info: 680-88298-a-27-a

Operator: SCC

16 Pyrene

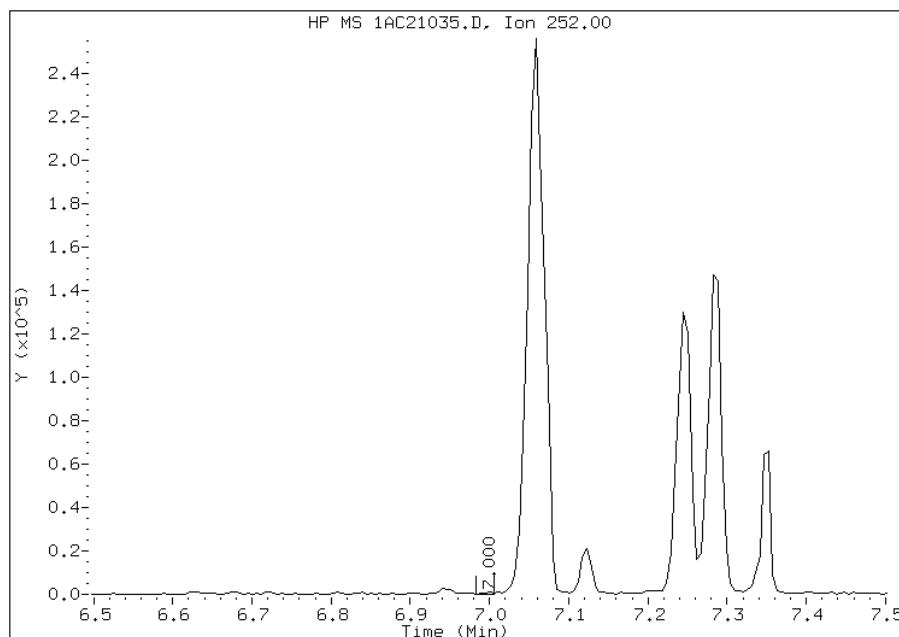


Manual Integration Report

Data File: 1AC21035.D
Inj. Date and Time: 21-MAR-2013 23:46
Instrument ID: BSMA5973.i
Client ID: HP0047A-CS-SP
Compound: 20 Benzo(b)fluoranthene
CAS #: 205-99-2
Report Date: 03/26/2013

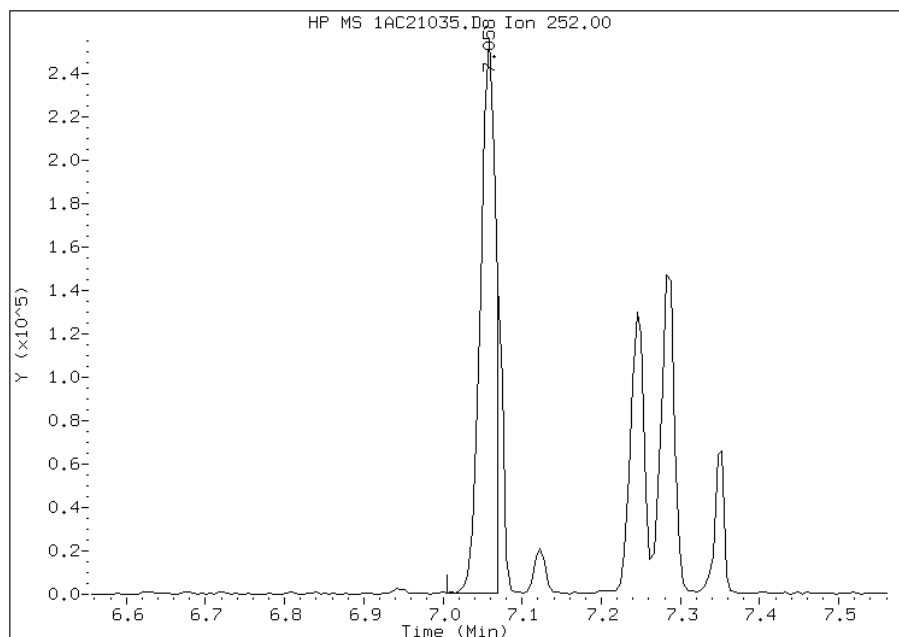
Processing Integration Results

RT: 7.00
Response: 490
Amount: 1
Conc: 93



Manual Integration Results

RT: 7.06
Response: 344191
Amount: 18
Conc: 1373



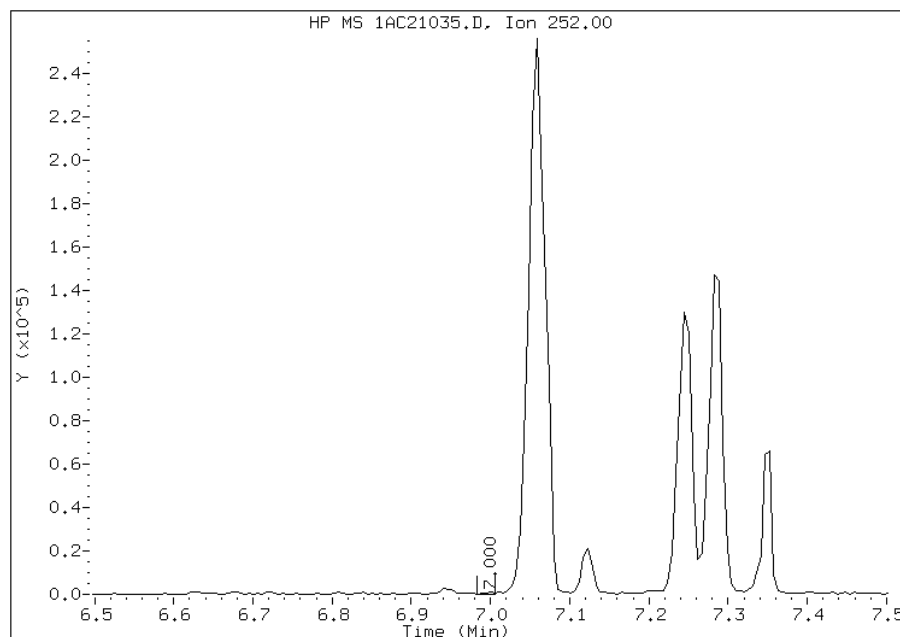
Manually Integrated By: cantins
Modification Date: 25-Mar-2013 14:01
Manual Integration Reason: Split Peak

Manual Integration Report

Data File: 1AC21035.D
Inj. Date and Time: 21-MAR-2013 23:46
Instrument ID: BSMA5973.i
Client ID: HP0047A-CS-SP
Compound: 21 Benzo(k)fluoranthene
CAS #: 207-08-9
Report Date: 03/26/2013

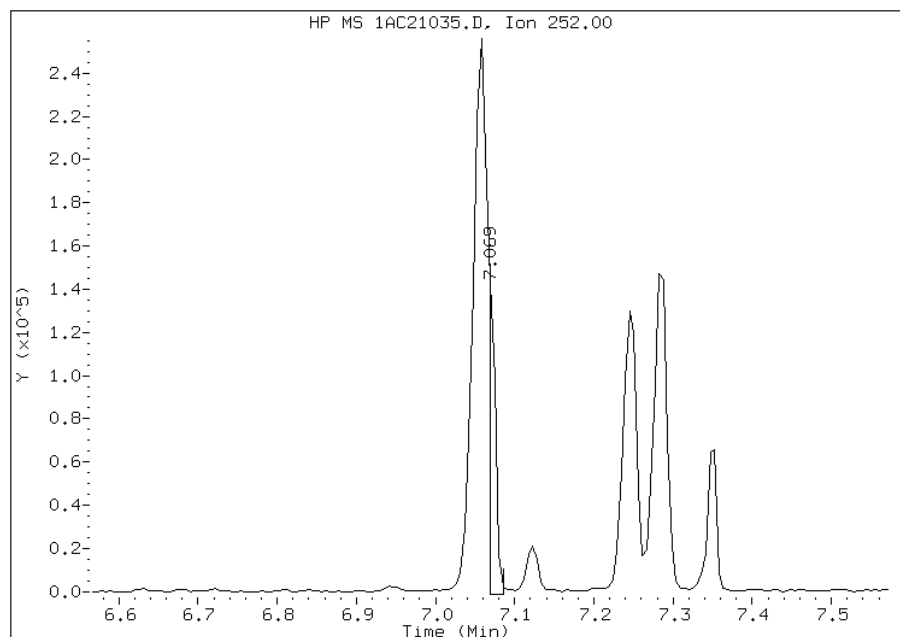
Processing Integration Results

RT: 7.00
Response: 505
Amount: 0
Conc: 2



Manual Integration Results

RT: 7.07
Response: 85305
Amount: 4
Conc: 324



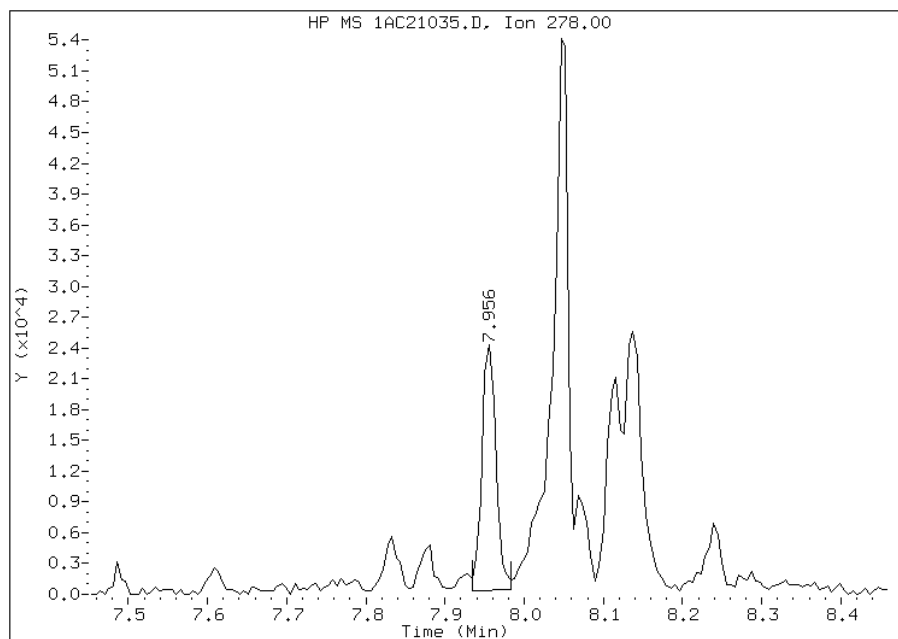
Manually Integrated By: cantins
Modification Date: 25-Mar-2013 14:01
Manual Integration Reason: Baseline Event

Manual Integration Report

Data File: 1AC21035.D
Inj. Date and Time: 21-MAR-2013 23:46
Instrument ID: BSMA5973.i
Client ID: HP0047A-CS-SP
Compound: 25 Dibenzo(a,h)anthracene
CAS #: 53-70-3
Report Date: 03/26/2013

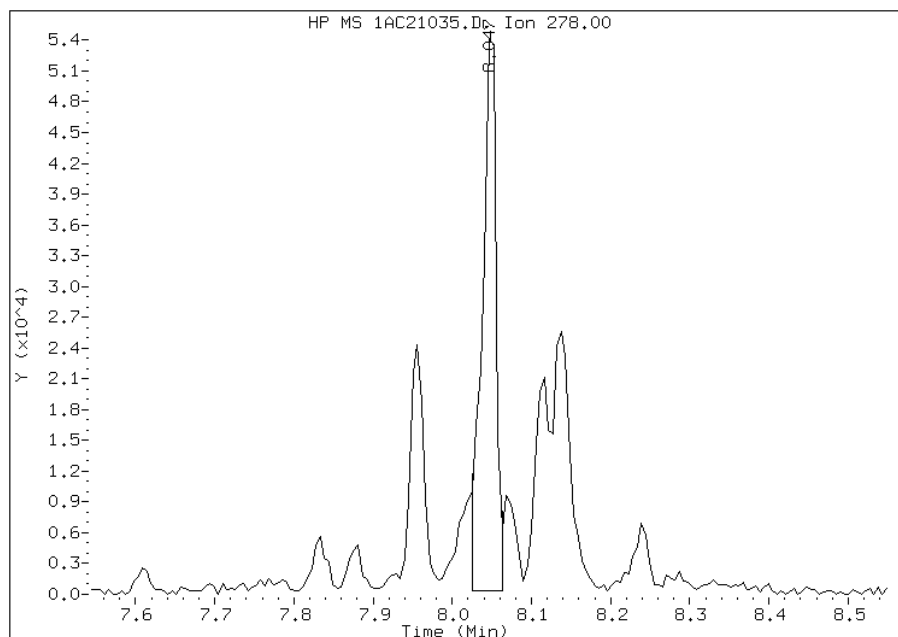
Processing Integration Results

RT: 7.96
Response: 29140
Amount: 2
Conc: 142



Manual Integration Results

RT: 8.05
Response: 66417
Amount: 4
Conc: 325



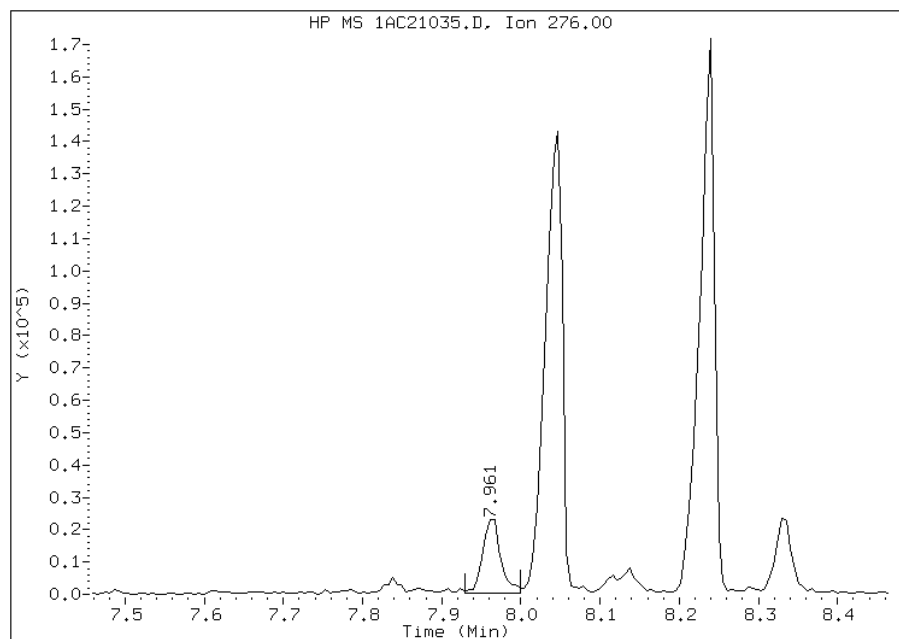
Manually Integrated By: cantins
Modification Date: 25-Mar-2013 14:02
Manual Integration Reason: Baseline Event

Manual Integration Report

Data File: 1AC21035.D
Inj. Date and Time: 21-MAR-2013 23:46
Instrument ID: BSMA5973.i
Client ID: HP0047A-CS-SP
Compound: 24 Indeno(1,2,3-cd)pyrene
CAS #: 193-39-5
Report Date: 03/26/2013

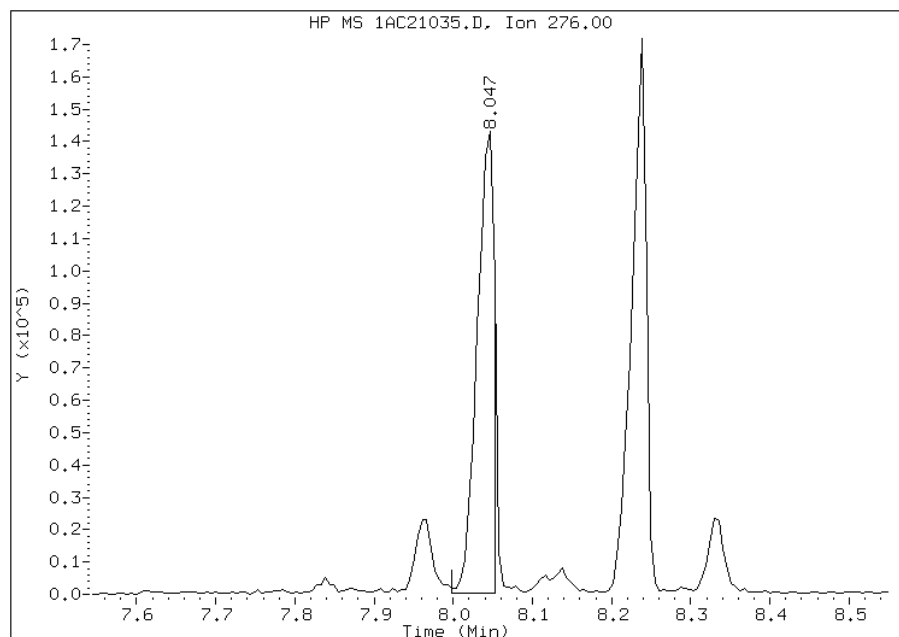
Processing Integration Results

RT: 7.96
Response: 35834
Amount: 2
Conc: 174



Manual Integration Results

RT: 8.05
Response: 211120
Amount: 13
Conc: 1023



Manually Integrated By: cantins
Modification Date: 25-Mar-2013 14:02
Manual Integration Reason: Split Peak

FORM I
GC/MS SEMI VOA ORGANICS ANALYSIS DATA SHEET

Lab Name: TestAmerica Tampa Job No.: 680-88298-2
 SDG No.: 68088298-2
 Client Sample ID: HP0047B-CS-SP Lab Sample ID: 680-88298-28
 Matrix: Solid Lab File ID: 1CC25029.D
 Analysis Method: 8270C LL Date Collected: 03/12/2013 13:52
 Extract. Method: 3546 Date Extracted: 03/20/2013 08:31
 Sample wt/vol: 15.04(g) Date Analyzed: 03/25/2013 20:36
 Con. Extract Vol.: 1(mL) Dilution Factor: 1
 Injection Volume: 1(uL) Level: (low/med) Low
 % Moisture: 20.5 GPC Cleanup: (Y/N) N
 Analysis Batch No.: 135753 Units: ug/Kg

CAS NO.	COMPOUND NAME	RESULT	Q	RL	MDL
83-32-9	Acenaphthene	130	U	130	25
208-96-8	Acenaphthylene	50	U	50	6.3
120-12-7	Anthracene	11		11	5.3
56-55-3	Benzo[a]anthracene	50		10	4.9
50-32-8	Benzo[a]pyrene	49		13	6.5
205-99-2	Benzo[b]fluoranthene	89		15	7.7
191-24-2	Benzo[g,h,i]perylene	26		25	5.5
207-08-9	Benzo[k]fluoranthene	23		10	4.5
218-01-9	Chrysene	56		11	5.6
53-70-3	Dibenz(a,h)anthracene	13	J	25	5.1
206-44-0	Fluoranthene	80		25	5.0
86-73-7	Fluorene	7.9	J	25	5.1
193-39-5	Indeno[1,2,3-cd]pyrene	35		25	8.9
90-12-0	1-Methylnaphthalene	17	J	50	5.5
91-57-6	2-Methylnaphthalene	14	J	50	8.9
91-20-3	Naphthalene	25	J	50	5.5
85-01-8	Phenanthrene	53		10	4.9
129-00-0	Pyrene	68		25	4.6

CAS NO.	SURROGATE	%REC	Q	LIMITS
84-15-1	o-Terphenyl	82		30-130

TestAmerica Laboratories

Semivolatiles 8270C low level PAH

Data file : \\tam-chemsvr\chem\SM\BSMC5973.i\1C032513.b\1CC25029.D
 Lab Smp Id: 680-88298-A-28-A Client Smp ID: HP0047B-CS-SP
 Inj Date : 25-MAR-2013 20:36
 Operator : SCC Inst ID: BSMC5973.i
 Smp Info : 680-88298-A-28-A
 Misc Info : 680-88298-A-28-A
 Comment :
 Method : \\tam-chemsvr\chem\SM\BSMC5973.i\1C032513.b\a-bFASTPAHi-m.m
 Meth Date : 25-Mar-2013 12:48 cantins Quant Type: ISTD
 Cal Date : 22-FEB-2013 13:48 Cal File: 1CB22009.D
 Als bottle: 29
 Dil Factor: 1.00000
 Integrator: HP RTE Compound Sublist: pah.sub
 Target Version: 4.14
 Processing Host: TAM1000

Concentration Formula:

$$\text{Amt} * \text{DF} * 1/\text{Vi} * \text{Vt}/\text{Ws} * 100/(100 - \text{M}) * \text{A} * \text{B} * \text{C} * \text{D} * \text{GPC} * \text{CpndVariable}$$

Name	Value	Description
DF	1.000	Dilution Factor
Vi	1.000	Injection Volume
Vt	1.000	Final Volume
Ws	15.040	Weight Extracted
M	20.498	% Moisture
A	1000.000	uL to mL conversion
B	1000.000	g to kg conversion
C	0.00100	ng to ug conversion
D	1.000	ug to mg conversion(value = 1 if no conv)
GPC	1.000	GPC FACTOR
Cpnd Variable		Local Compound Variable

Compounds	QUANT	SIG	RT	EXP RT	REL RT	RESPONSE	CONCENTRATIONS	
							ON-COLUMN (ug/ml)	FINAL (ug/Kg)
* 1 Naphthalene-d8	136		3.733	3.733	(1.000)	831412	40.0000	
* 6 Acenaphthene-d10	164		4.821	4.821	(1.000)	710050	40.0000	
* 10 Phenanthrene-d10	188		5.768	5.768	(1.000)	1305439	40.0000	
\$ 14 o-Terphenyl	230		6.021	6.021	(1.044)	161070	8.17203	683.4490
* 18 Chrysene-d12	240		7.709	7.715	(1.000)	1335005	40.0000	
* 23 Perylene-d12	264		8.898	8.898	(1.000)	1233638	40.0000	
2 Naphthalene	128		3.745	3.745	(1.003)	6404	0.29587	24.7442(Q)
3 2-Methylnaphthalene	142		4.174	4.174	(1.118)	2496	0.17288	14.4581(Q)
4 1-Methylnaphthalene	142		4.233	4.233	(1.134)	2687	0.20434	17.0895
9 Fluorene	166		5.157	5.162	(1.070)	2113	0.09390	7.8530
11 Phenanthrene	178		5.786	5.786	(1.003)	24131	0.63927	53.4641
12 Anthracene	178		5.821	5.821	(1.009)	4805	0.13016	10.8854
13 Carbazole	167		5.927	5.927	(1.028)	3446	0.10501	8.7821
15 Fluoranthene	202		6.621	6.621	(1.148)	39301	0.95072	79.5113

Compounds	QUANT SIG		CONCENTRATIONS				
	MASS	RT	EXP RT	REL RT	RESPONSE	ON-COLUMN (ug/ml)	FINAL (ug/Kg)
16 Pyrene	202	6.792	6.792	(0.881)	29263	0.81566	68.2160
17 Benzo(a)anthracene	228	7.704	7.703	(0.999)	23167	0.60126	50.2848
19 Chrysene	228	7.733	7.733	(1.003)	25900	0.67168	56.1747
20 Benzo(b)fluoranthene	252	8.551	8.550	(0.961)	34343	1.06524	89.0892(M)
21 Benzo(k)fluoranthene	252	8.568	8.574	(0.963)	8911	0.26944	22.5336(QM)
22 Benzo(a)pyrene	252	8.839	8.845	(0.993)	18396	0.58745	49.1297
24 Indeno(1,2,3-cd)pyrene	276	10.062	10.062	(1.131)	12469	0.42327	35.3992(MH)
25 Dibenzo(a,h)anthracene	278	10.080	10.080	(1.133)	4321	0.14996	12.5413
26 Benzo(g,h,i)perylene	276	10.409	10.415	(1.170)	9742	0.31613	26.4389

QC Flag Legend

- Q - Qualifier signal failed the ratio test.
- M - Compound response manually integrated.
- H - Operator selected an alternate compound hit.

Data File: 1CC25029.D

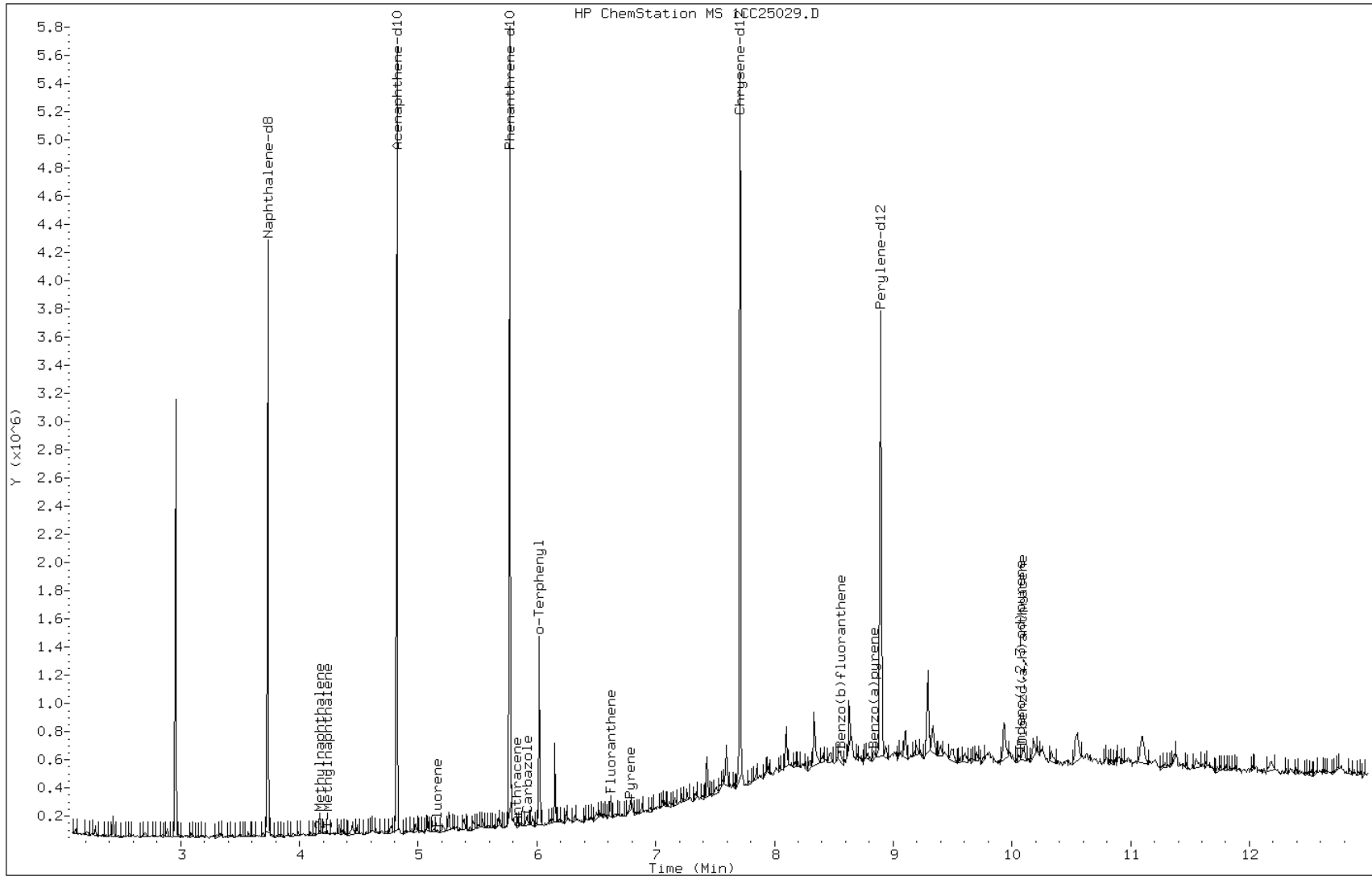
Date: 25-MAR-2013 20:36

Client ID: HP0047B-CS-SP

Instrument: BSMC5973.i

Sample Info: 680-88298-A-28-A

Operator: SCC



Data File: 1CC25029.D

Date: 25-MAR-2013 20:36

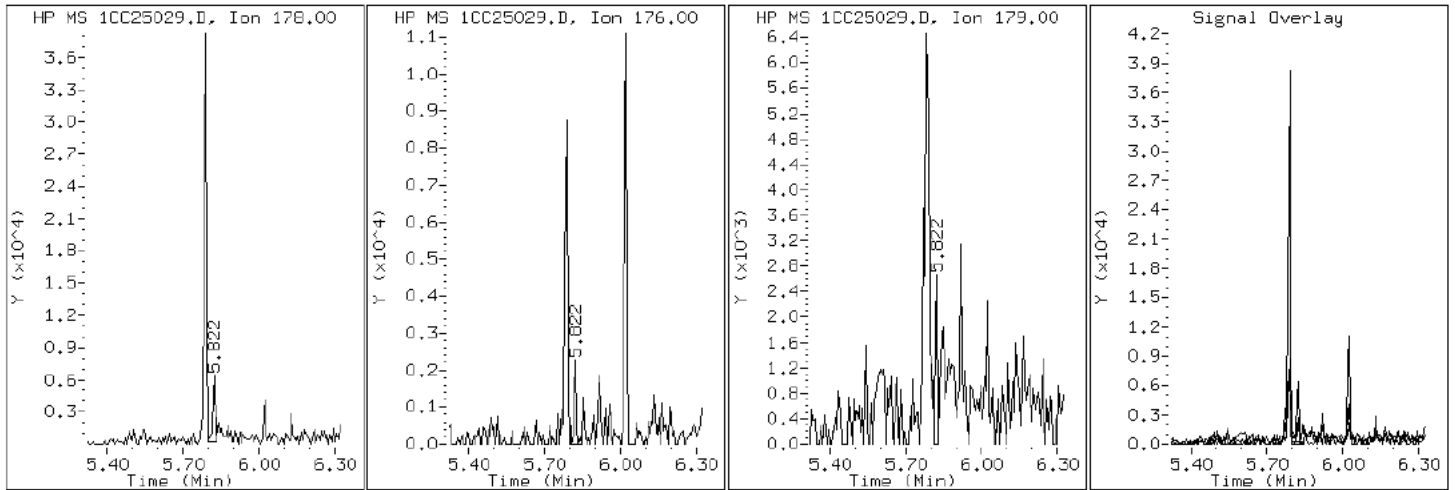
Client ID: HP0047B-CS-SP

Instrument: BSMC5973.i

Sample Info: 680-88298-A-28-A

Operator: SCC

12 Anthracene



Data File: 1CC25029.D

Date: 25-MAR-2013 20:36

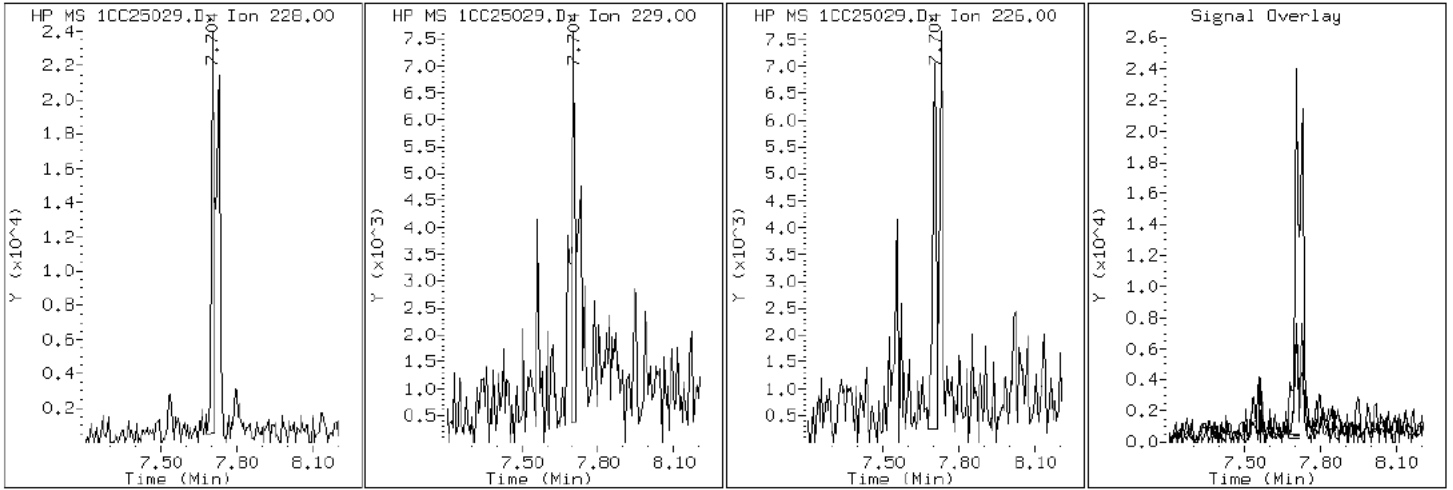
Client ID: HP0047B-CS-SP

Instrument: BSMC5973.i

Sample Info: 680-88298-A-28-A

Operator: SCC

17 Benzo(a)anthracene



Data File: 1CC25029.D

Date: 25-MAR-2013 20:36

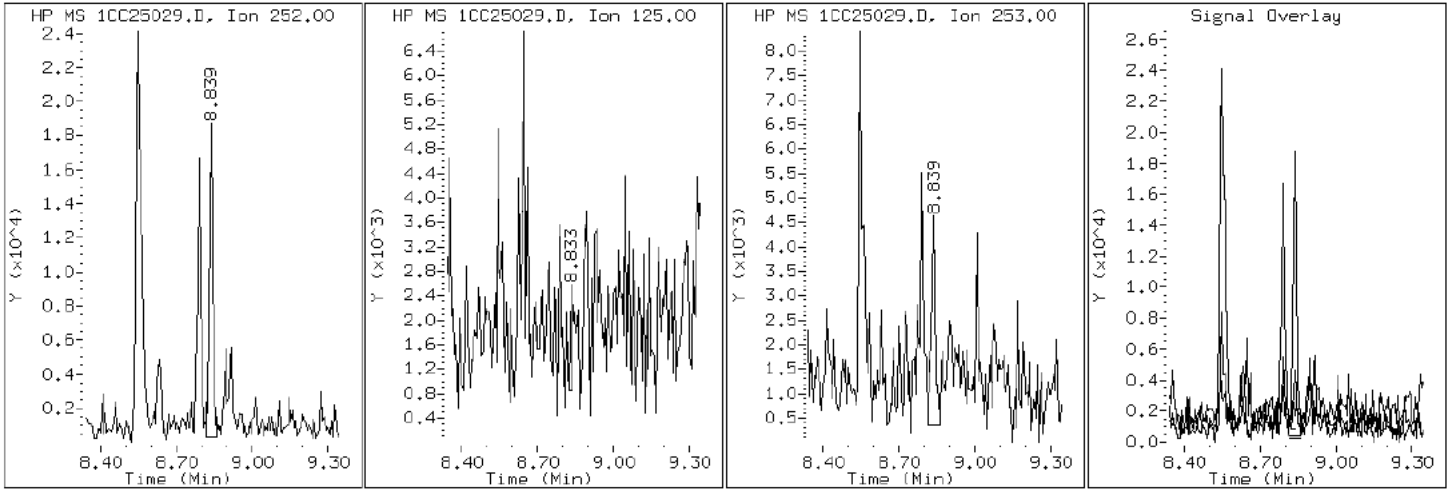
Client ID: HP0047B-CS-SP

Instrument: BSMC5973.i

Sample Info: 680-88298-A-28-A

Operator: SCC

22 Benzo(a)pyrene



Data File: 1CC25029.D

Date: 25-MAR-2013 20:36

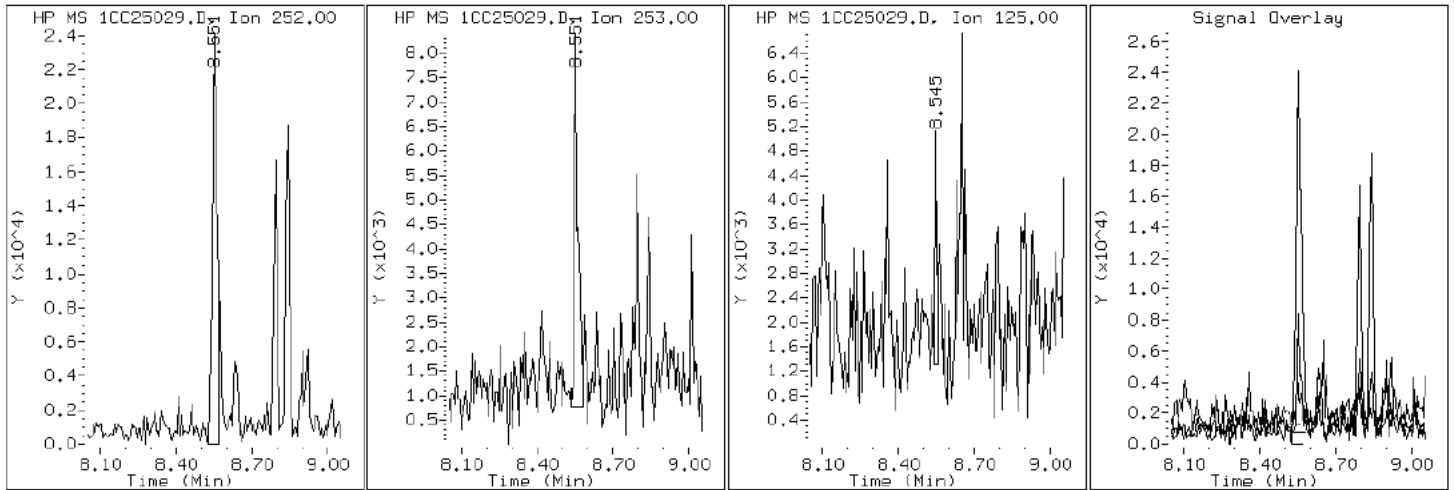
Client ID: HP0047B-CS-SP

Instrument: BSMC5973.i

Sample Info: 680-88298-A-28-A

Operator: SCC

20 Benzo (b) fluoranthene



Data File: 1CC25029.D

Date: 25-MAR-2013 20:36

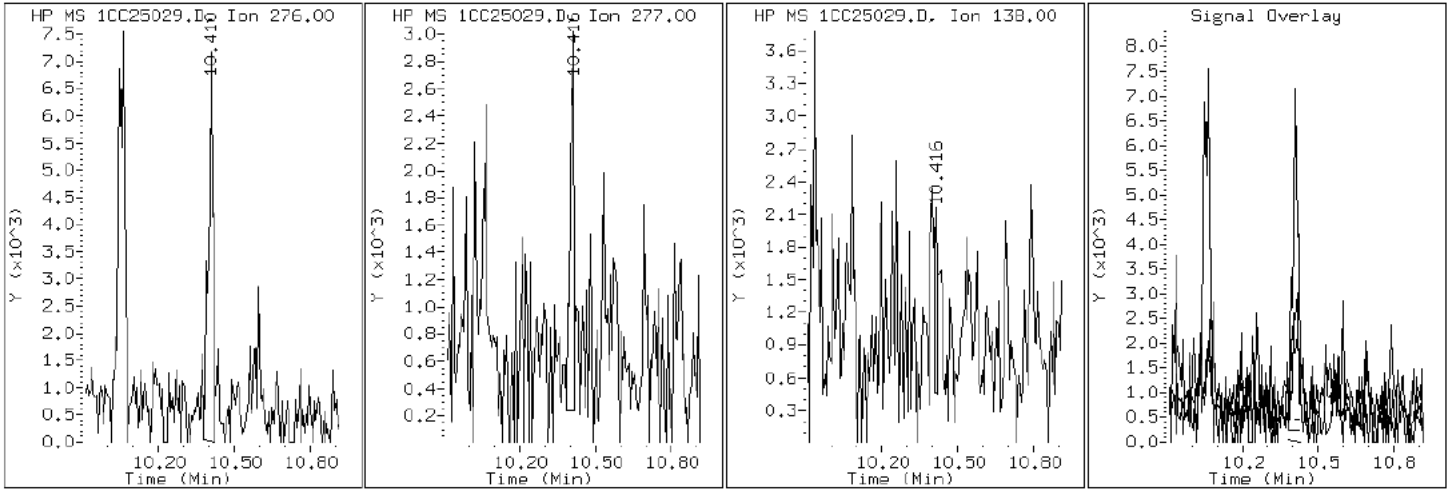
Client ID: HP0047B-CS-SP

Instrument: BSMC5973.i

Sample Info: 680-88298-A-28-A

Operator: SCC

26 Benzo(g,h,i)perylene



Data File: 1CC25029.D

Date: 25-MAR-2013 20:36

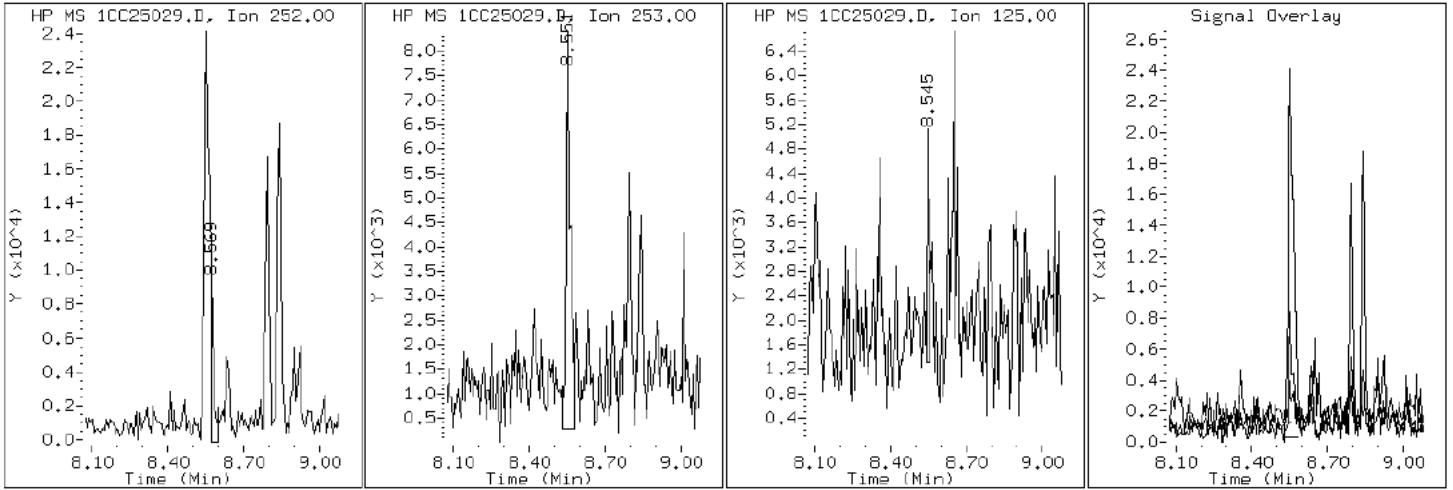
Client ID: HP0047B-CS-SP

Instrument: BSMC5973.i

Sample Info: 680-88298-A-28-A

Operator: SCC

21 Benzo(k)fluoranthene



Data File: 1CC25029.D

Date: 25-MAR-2013 20:36

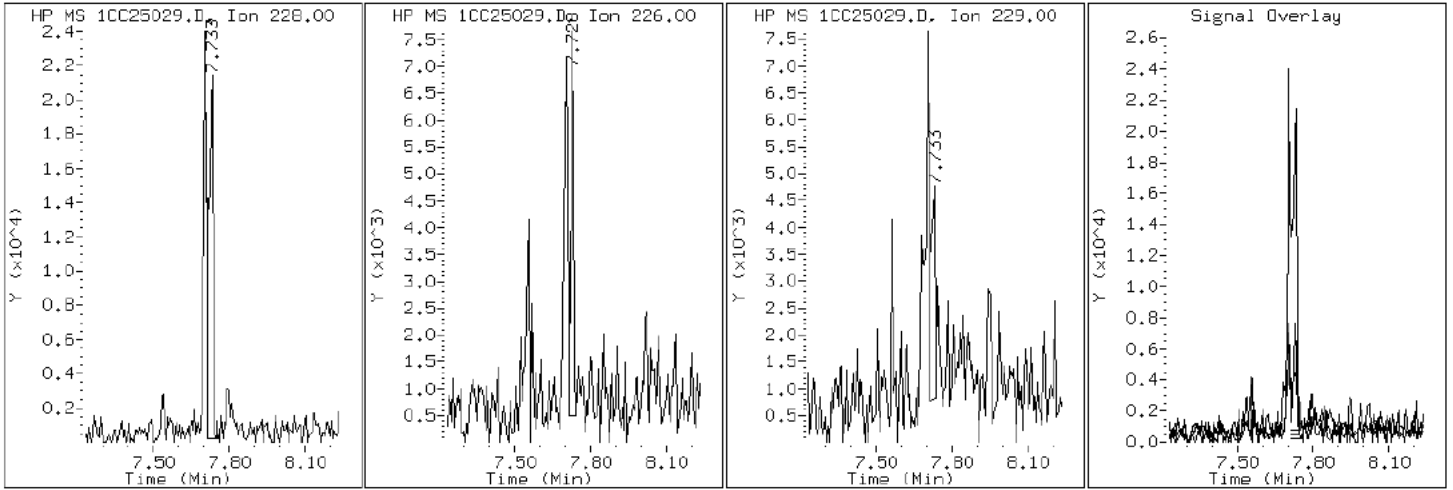
Client ID: HP0047B-CS-SP

Instrument: BSMC5973.i

Sample Info: 680-88298-A-28-A

Operator: SCC

19 Chrysene



Data File: 1CC25029.D

Date: 25-MAR-2013 20:36

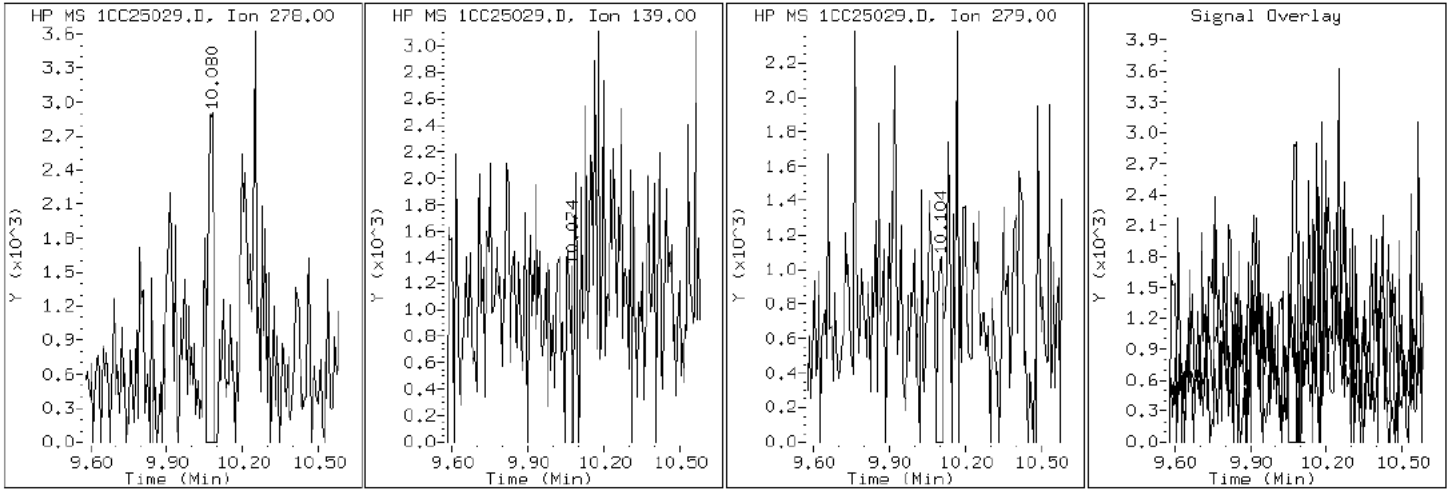
Client ID: HP0047B-CS-SP

Instrument: BSMC5973.i

Sample Info: 680-88298-A-28-A

Operator: SCC

25 Dibenzo (a,h) anthracene



Data File: 1CC25029.D

Date: 25-MAR-2013 20:36

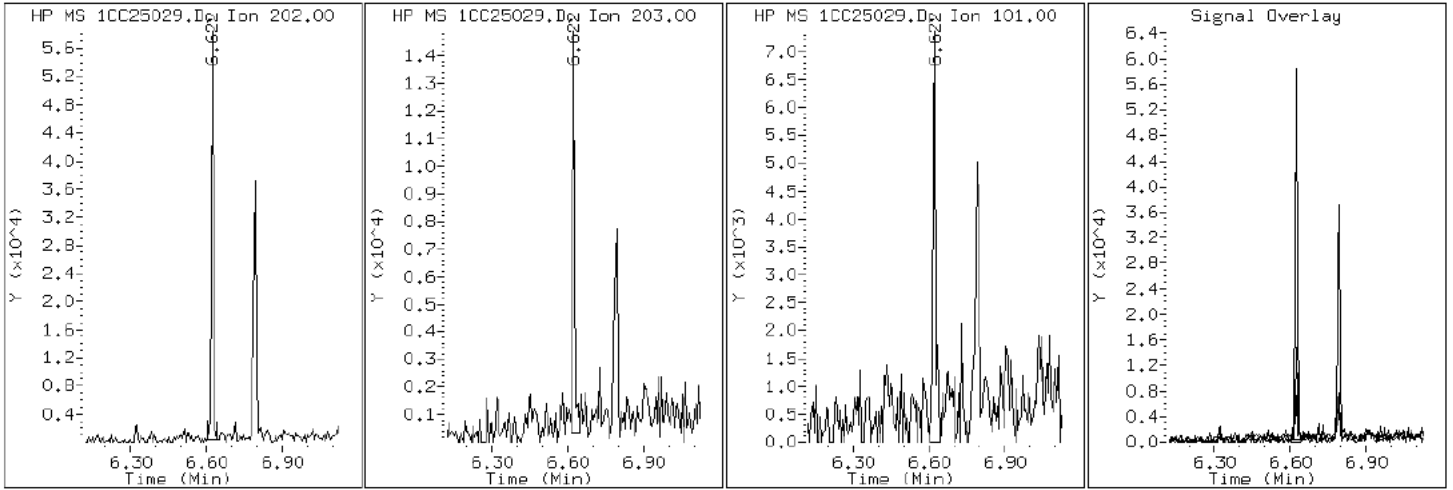
Client ID: HP0047B-CS-SP

Instrument: BSMC5973.i

Sample Info: 680-88298-A-28-A

Operator: SCC

15 Fluoranthene



Data File: 1CC25029.D

Date: 25-MAR-2013 20:36

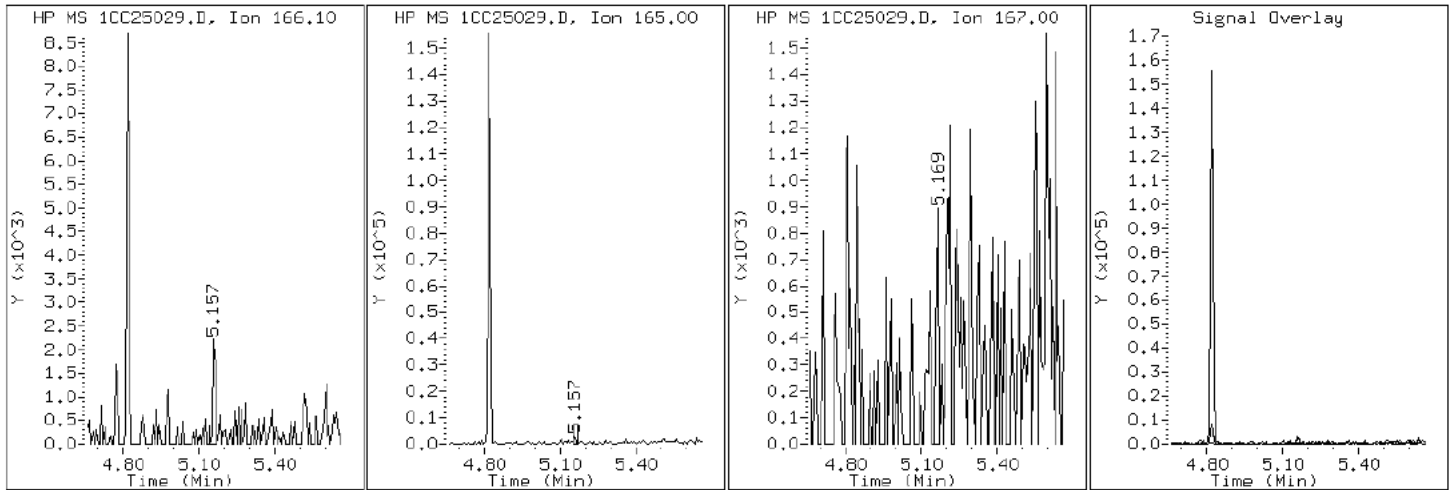
Client ID: HP0047B-CS-SP

Instrument: BSMC5973.i

Sample Info: 680-88298-A-28-A

Operator: SCC

9 Fluorene



Data File: 1CC25029.D

Date: 25-MAR-2013 20:36

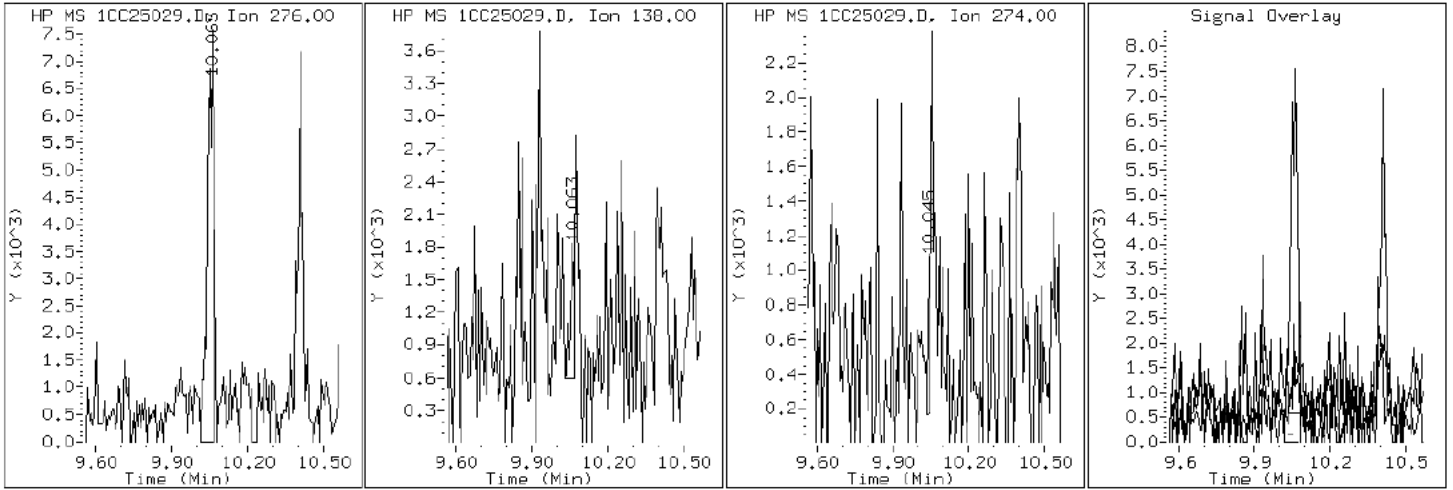
Client ID: HP0047B-CS-SP

Instrument: BSMC5973.i

Sample Info: 680-88298-A-28-A

Operator: SCC

24 Indeno(1,2,3-cd)pyrene



Data File: 1CC25029.D

Date: 25-MAR-2013 20:36

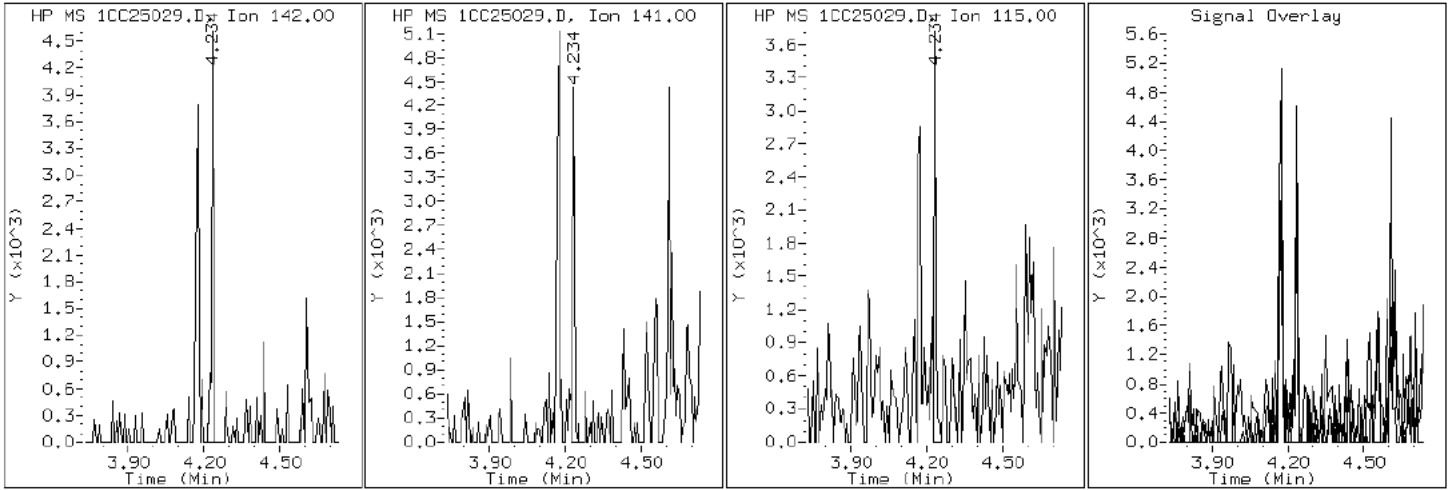
Client ID: HP0047B-CS-SP

Instrument: BSMC5973.i

Sample Info: 680-88298-A-28-A

Operator: SCC

4 1-Methylnaphthalene



Data File: 1CC25029.D

Date: 25-MAR-2013 20:36

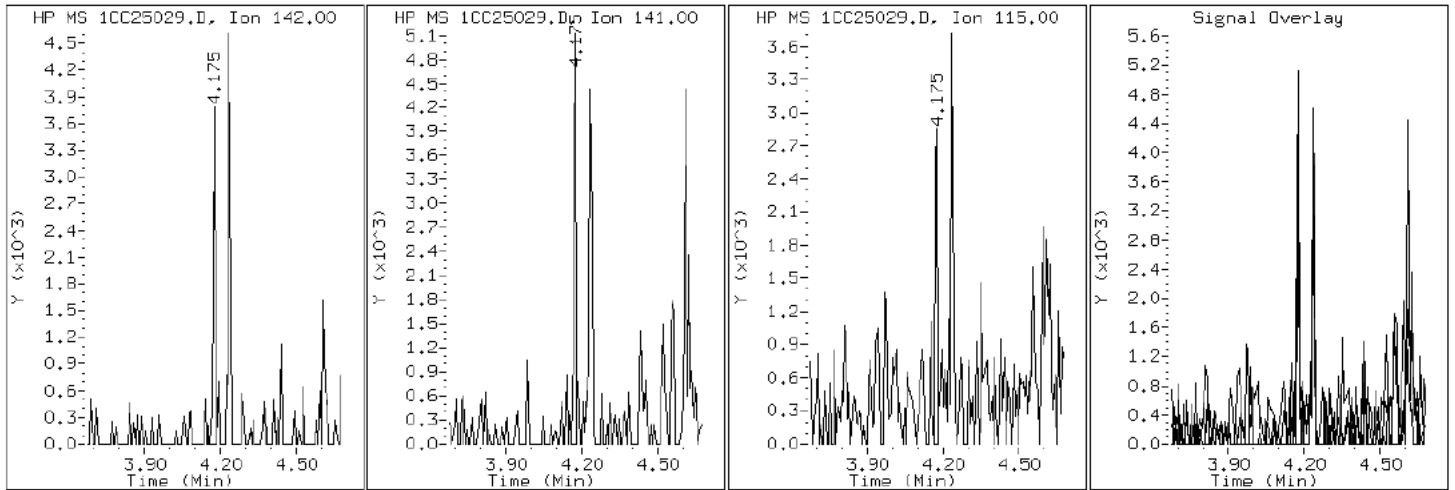
Client ID: HP0047B-CS-SP

Instrument: BSMC5973.i

Sample Info: 680-88298-A-28-A

Operator: SCC

3 2-Methylnaphthalene



Data File: 1CC25029.D

Date: 25-MAR-2013 20:36

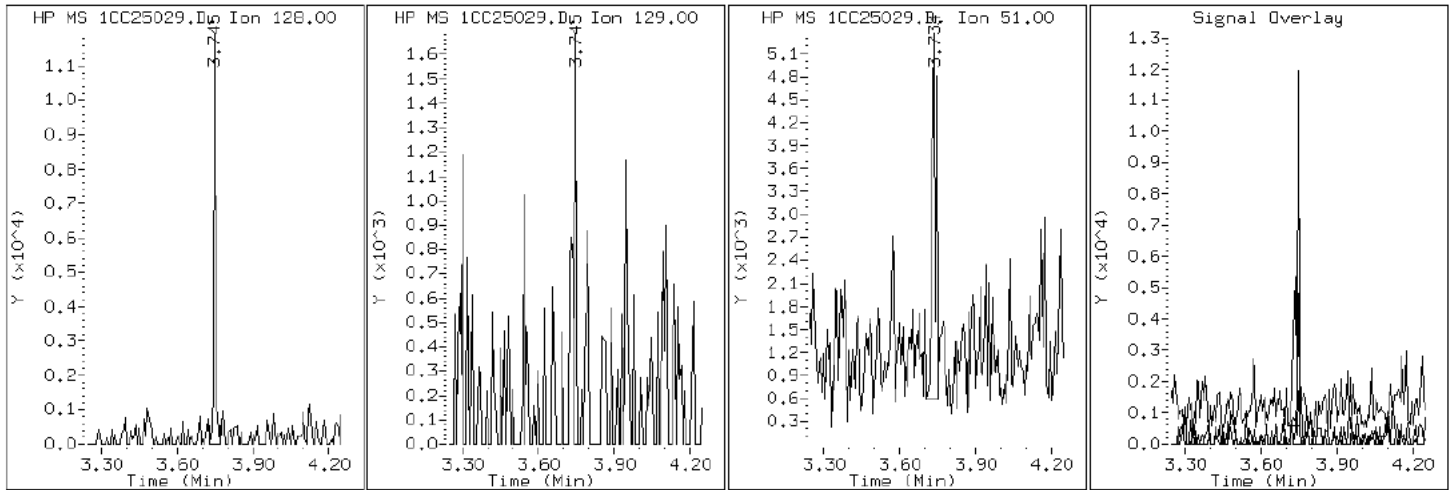
Client ID: HP0047B-CS-SP

Instrument: BSMC5973.i

Sample Info: 680-88298-A-28-A

Operator: SCC

2 Naphthalene



Data File: 1CC25029.D

Date: 25-MAR-2013 20:36

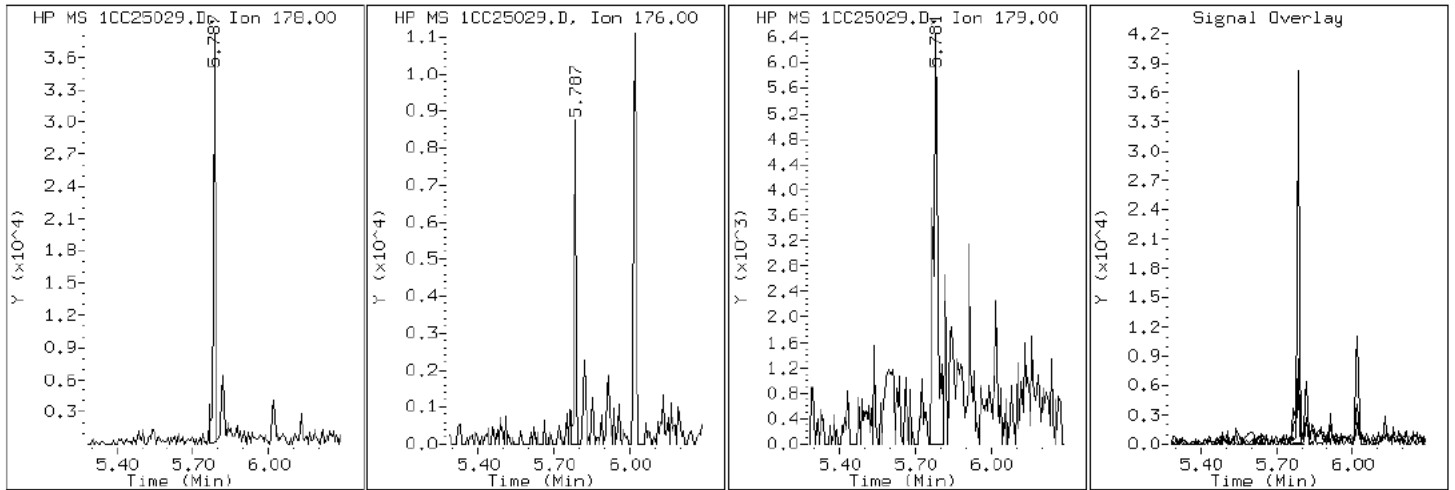
Client ID: HP0047B-CS-SP

Instrument: BSMC5973.i

Sample Info: 680-88298-A-28-A

Operator: SCC

11 Phenanthrene



Data File: 1CC25029.D

Date: 25-MAR-2013 20:36

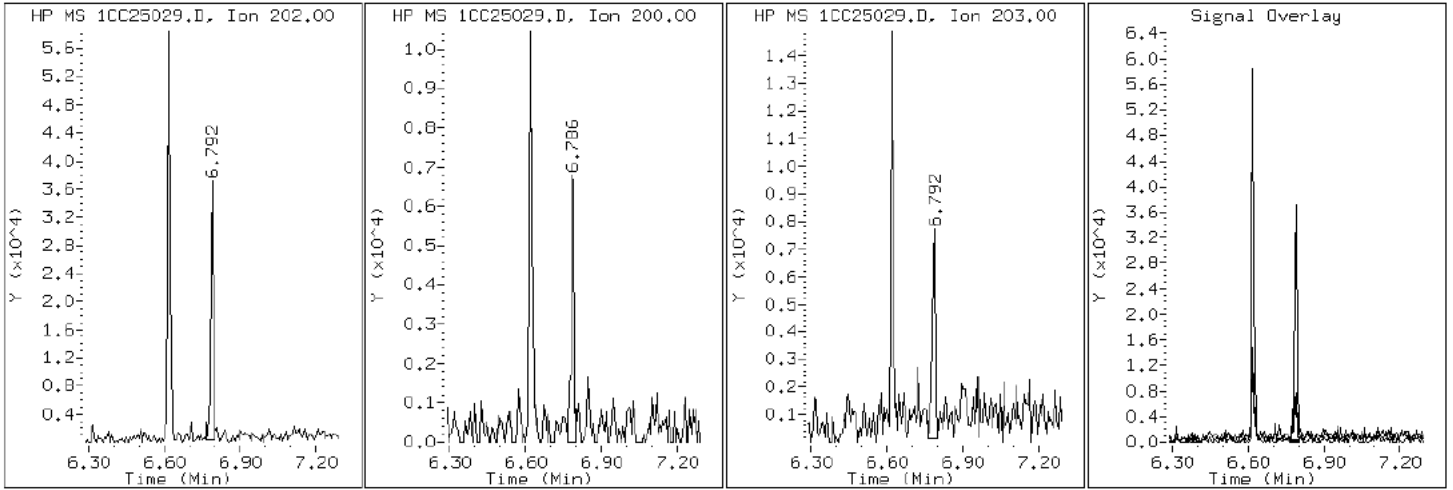
Client ID: HP0047B-CS-SP

Instrument: BSMC5973.i

Sample Info: 680-88298-A-28-A

Operator: SCC

16 Pyrene

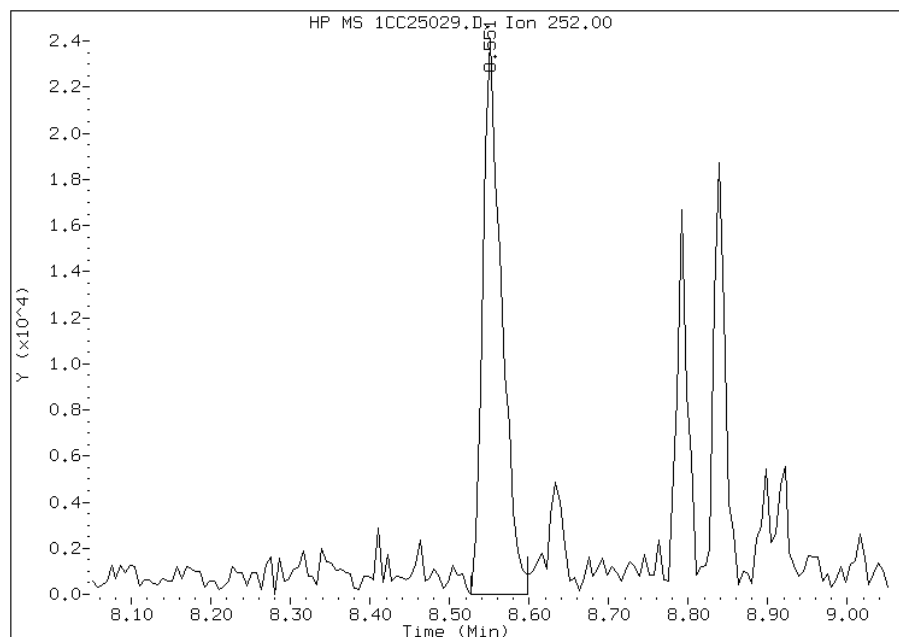


Manual Integration Report

Data File: 1CC25029.D
Inj. Date and Time: 25-MAR-2013 20:36
Instrument ID: BSMC5973.i
Client ID: HP0047B-CS-SP
Compound: 20 Benzo(b)fluoranthene
CAS #: 205-99-2
Report Date: 03/26/2013

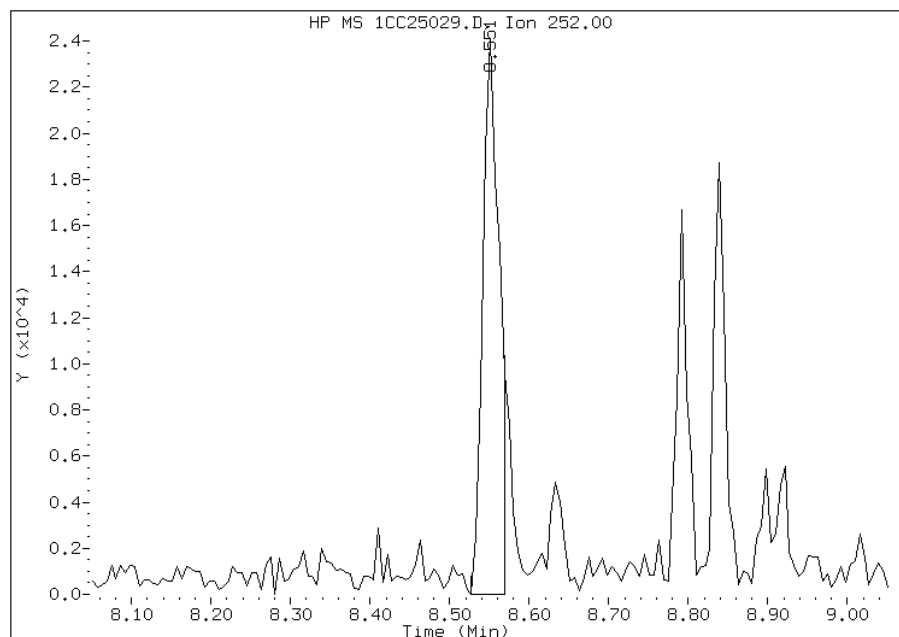
Processing Integration Results

RT: 8.55
Response: 39505
Amount: 1
Conc: 102



Manual Integration Results

RT: 8.55
Response: 34343
Amount: 1
Conc: 89



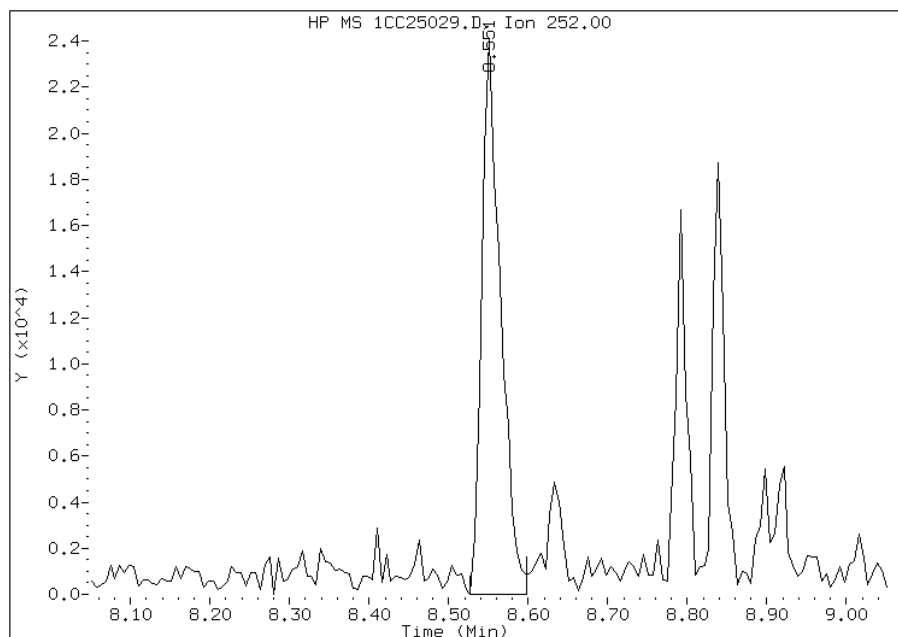
Manually Integrated By: cantins
Modification Date: 26-Mar-2013 10:25
Manual Integration Reason: Split Peak

Manual Integration Report

Data File: 1CC25029.D
Inj. Date and Time: 25-MAR-2013 20:36
Instrument ID: BSMC5973.i
Client ID: HP0047B-CS-SP
Compound: 21 Benzo(k)fluoranthene
CAS #: 207-08-9
Report Date: 03/26/2013

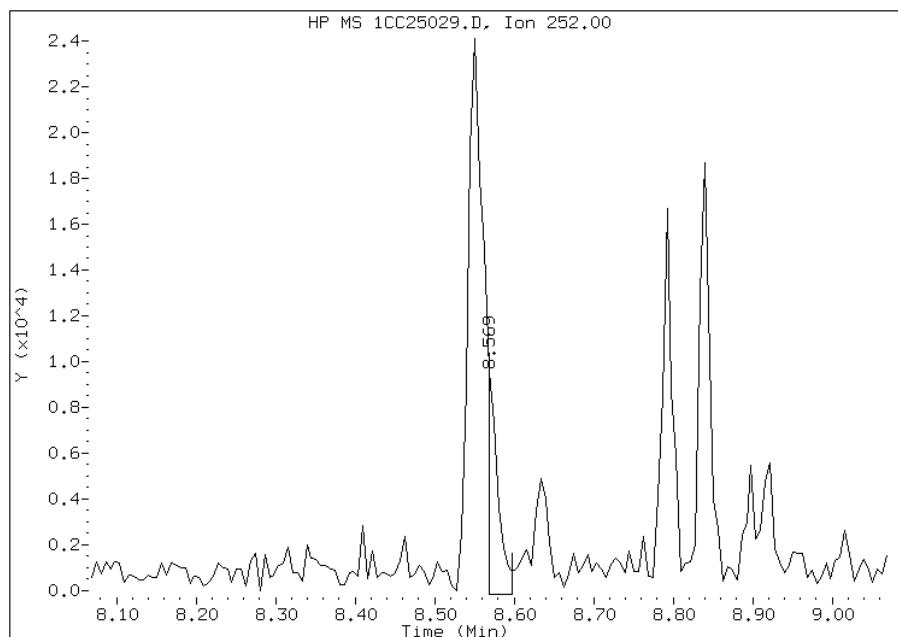
Processing Integration Results

RT: 8.55
Response: 39505
Amount: 1
Conc: 100



Manual Integration Results

RT: 8.57
Response: 8911
Amount: 0
Conc: 23



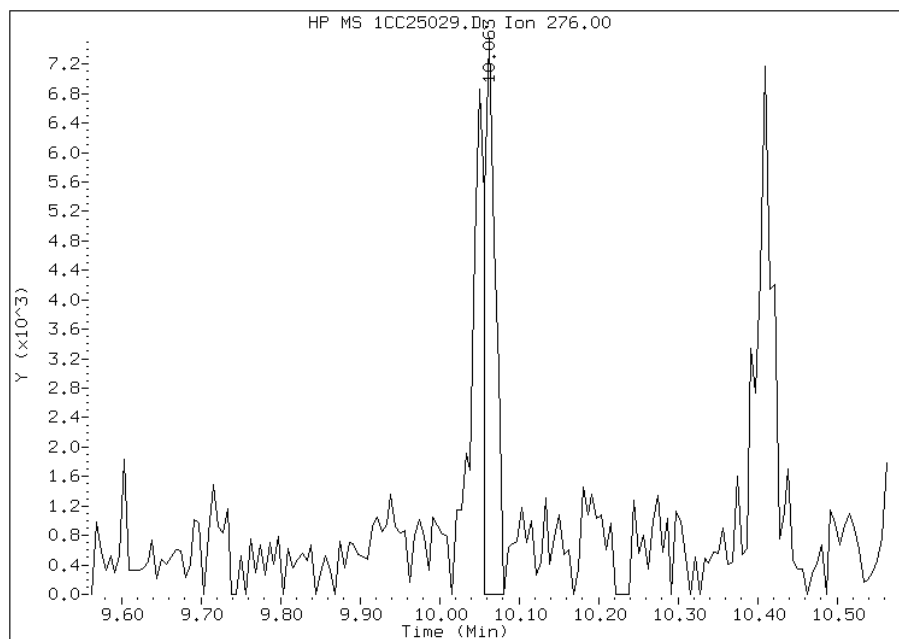
Manually Integrated By: cantins
Modification Date: 26-Mar-2013 10:26
Manual Integration Reason: Baseline Event

Manual Integration Report

Data File: 1CC25029.D
Inj. Date and Time: 25-MAR-2013 20:36
Instrument ID: BSMC5973.i
Client ID: HP0047B-CS-SP
Compound: 24 Indeno(1,2,3-cd)pyrene
CAS #: 193-39-5
Report Date: 03/26/2013

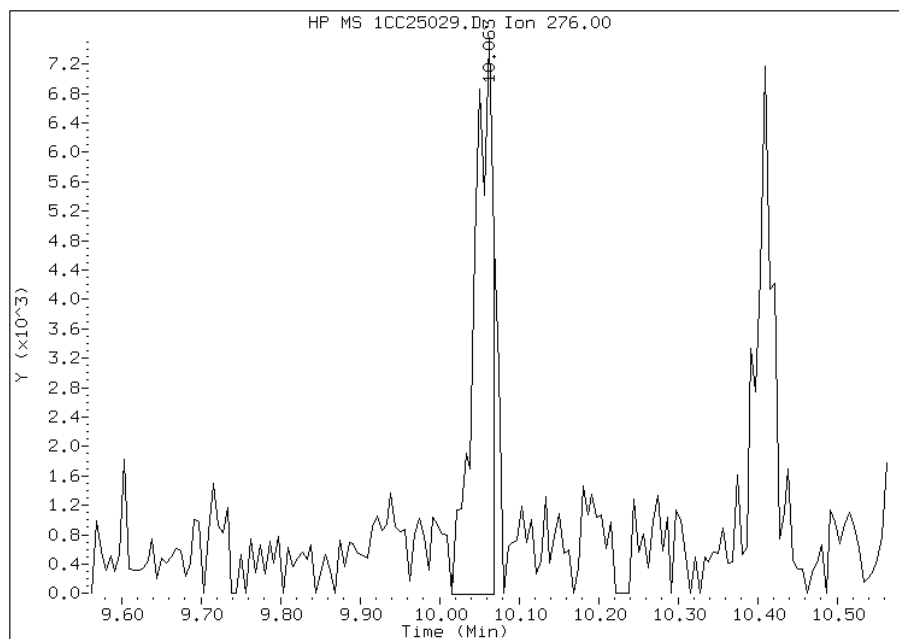
Processing Integration Results

RT: 10.06
Response: 7339
Amount: 0
Conc: 21



Manual Integration Results

RT: 10.06
Response: 12469
Amount: 0
Conc: 35



Manually Integrated By: cantins
Modification Date: 26-Mar-2013 10:27
Manual Integration Reason: Baseline Event

FORM I
GC/MS SEMI VOA ORGANICS ANALYSIS DATA SHEET

Lab Name: TestAmerica Tampa Job No.: 680-88298-2
 SDG No.: 68088298-2
 Client Sample ID: CV0578A-CS-SP Lab Sample ID: 680-88298-29
 Matrix: Solid Lab File ID: 1AC21037.D
 Analysis Method: 8270C LL Date Collected: 03/12/2013 14:40
 Extract. Method: 3546 Date Extracted: 03/20/2013 08:31
 Sample wt/vol: 15.24(g) Date Analyzed: 03/22/2013 00:16
 Con. Extract Vol.: 1(mL) Dilution Factor: 4
 Injection Volume: 1(uL) Level: (low/med) Low
 % Moisture: 20.3 GPC Cleanup: (Y/N) N
 Analysis Batch No.: 135630 Units: ug/Kg

CAS NO.	COMPOUND NAME	RESULT	Q	RL	MDL
83-32-9	Acenaphthene	490	U	490	99
208-96-8	Acenaphthylene	100	J	200	25
120-12-7	Anthracene	92		41	21
56-55-3	Benzo[a]anthracene	380		40	19
50-32-8	Benzo[a]pyrene	200		51	26
205-99-2	Benzo[b]fluoranthene	670		60	30
191-24-2	Benzo[g,h,i]perylene	150		99	22
207-08-9	Benzo[k]fluoranthene	140		40	18
218-01-9	Chrysene	340		44	22
53-70-3	Dibenz(a,h)anthracene	78	J	99	20
206-44-0	Fluoranthene	520		99	20
86-73-7	Fluorene	99	U	99	20
193-39-5	Indeno[1,2,3-cd]pyrene	140		99	35
90-12-0	1-Methylnaphthalene	98	J	200	22
91-57-6	2-Methylnaphthalene	420		200	35
91-20-3	Naphthalene	100	J	200	22
85-01-8	Phenanthrene	310		40	19
129-00-0	Pyrene	390		99	18

CAS NO.	SURROGATE	%REC	Q	LIMITS
84-15-1	o-Terphenyl	70		30-130

TestAmerica Laboratories

Semivolatile 8270C low level PAH

Data file : \\tam-chemsvr\chem\SM\BSMA5973.i\1A032113.b\1AC21037.D
 Lab Smp Id: 680-88298-A-29-A Client Smp ID: CV0578A-CS-SP
 Inj Date : 22-MAR-2013 00:16
 Operator : SCC Inst ID: BSMA5973.i
 Smp Info : 680-88298-a-29-a
 Misc Info : 680-88298-A-29-A
 Comment :
 Method : \\tam-chemsvr\chem\SM\BSMA5973.i\1A032113.b\a-bFASTPAHi-m.m
 Meth Date : 21-Mar-2013 17:07 cantins Quant Type: ISTD
 Cal Date : 15-MAR-2013 14:25 Cal File: 1AC15009.D
 Als bottle: 32
 Dil Factor: 4.00000
 Integrator: HP RTE Compound Sublist: pah.sub
 Target Version: 4.14
 Processing Host: TAM1000

Concentration Formula:

$$\text{Amt} * \text{DF} * 1/\text{Vi} * \text{Vt}/\text{Ws} * 100/(100 - \text{M}) * \text{A} * \text{B} * \text{C} * \text{D} * \text{GPC} * \text{CpndVariable}$$

Name	Value	Description
DF	4.000	Dilution Factor
Vi	1.000	Injection Volume
Vt	1.000	Final Volume
Ws	15.240	Weight Extracted
M	20.265	% Moisture
A	1000.000	uL to mL conversion
B	1000.000	g to kg conversion
C	0.00100	ng to ug conversion
D	1.000	ug to mg conversion(value = 1 if no conv)
GPC	1.000	GPC FACTOR
Cpnd Variable		Local Compound Variable

Compounds	QUANT	SIG	MASS	RT	EXP RT	REL RT	RESPONSE	CONCENTRATIONS	
								ON-COLUMN	FINAL
								(ug/ml)	(ug/Kg)
* 1 Naphthalene-d8	136		2.295	2.282	(1.000)	450446	40.0000		
* 6 Acenaphthene-d10	164		3.315	3.302	(1.000)	355608	40.0000		
* 10 Phenanthrene-d10	188		4.234	4.221	(1.000)	542965	40.0000		
\$ 14 o-Terphenyl	230		4.506	4.499	(1.064)	11779	1.75246	576.8634	
* 18 Chrysene-d12	240		6.237	6.208	(1.000)	525862	40.0000		
* 23 Perylene-d12	264		7.332	7.292	(1.000)	649835	40.0000		
2 Naphthalene	128		2.305	2.292	(1.005)	3179	0.30547	100.5534	
3 2-Methylnaphthalene	141		2.706	2.693	(1.179)	2468	1.26747	417.2169	
4 1-Methylnaphthalene	142		2.759	2.752	(1.203)	1775	0.29662	97.6385(H)	
5 Acenaphthylene	152		3.230	3.216	(0.974)	1910	0.31579	103.9510	
11 Phenanthrene	178		4.245	4.237	(1.003)	13019	0.94606	311.4172	
12 Anthracene	178		4.277	4.269	(1.010)	3726	0.27924	91.9182	
13 Carbazole	167		4.442	4.424	(1.049)	1720	0.14707	48.4112	
15 Fluoranthene	202		5.099	5.081	(1.204)	21539	1.58341	521.2148	

Compounds	QUANT SIG		CONCENTRATIONS				
	MASS	RT	EXP RT	REL RT	RESPONSE	ON-COLUMN (ug/ml)	FINAL (ug/Kg)
-----	----	----	-----	-----	-----	-----	-----
16 Pyrene	202	5.260	5.246	(0.843)	17730	1.17591	387.0781
17 Benzo(a)anthracene	228	6.232	6.197	(0.999)	15183	1.16401	383.1619
19 Chrysene	228	6.248	6.224	(1.002)	13953	1.02445	337.2206(Q)
20 Benzo(b)fluoranthene	252	7.044	7.015	(0.961)	14858	2.03246	669.0326(M)
21 Benzo(k)fluoranthene	252	7.054	7.036	(0.962)	7492	0.42741	140.6927(MH)
22 Benzo(a)pyrene	252	7.274	7.244	(0.992)	9128	0.59855	197.0251
24 Indeno(1,2,3-cd)pyrene	276	8.027	7.987	(1.095)	5900	0.42877	141.1384(M)
25 Dibenzo(a,h)anthracene	278	8.027	7.998	(1.095)	3218	0.23596	77.6719
26 Benzo(g,h,i)perylene	276	8.208	8.169	(1.119)	6391	0.46140	151.8813

QC Flag Legend

- Q - Qualifier signal failed the ratio test.
- M - Compound response manually integrated.
- H - Operator selected an alternate compound hit.

Data File: 1AC21037.D

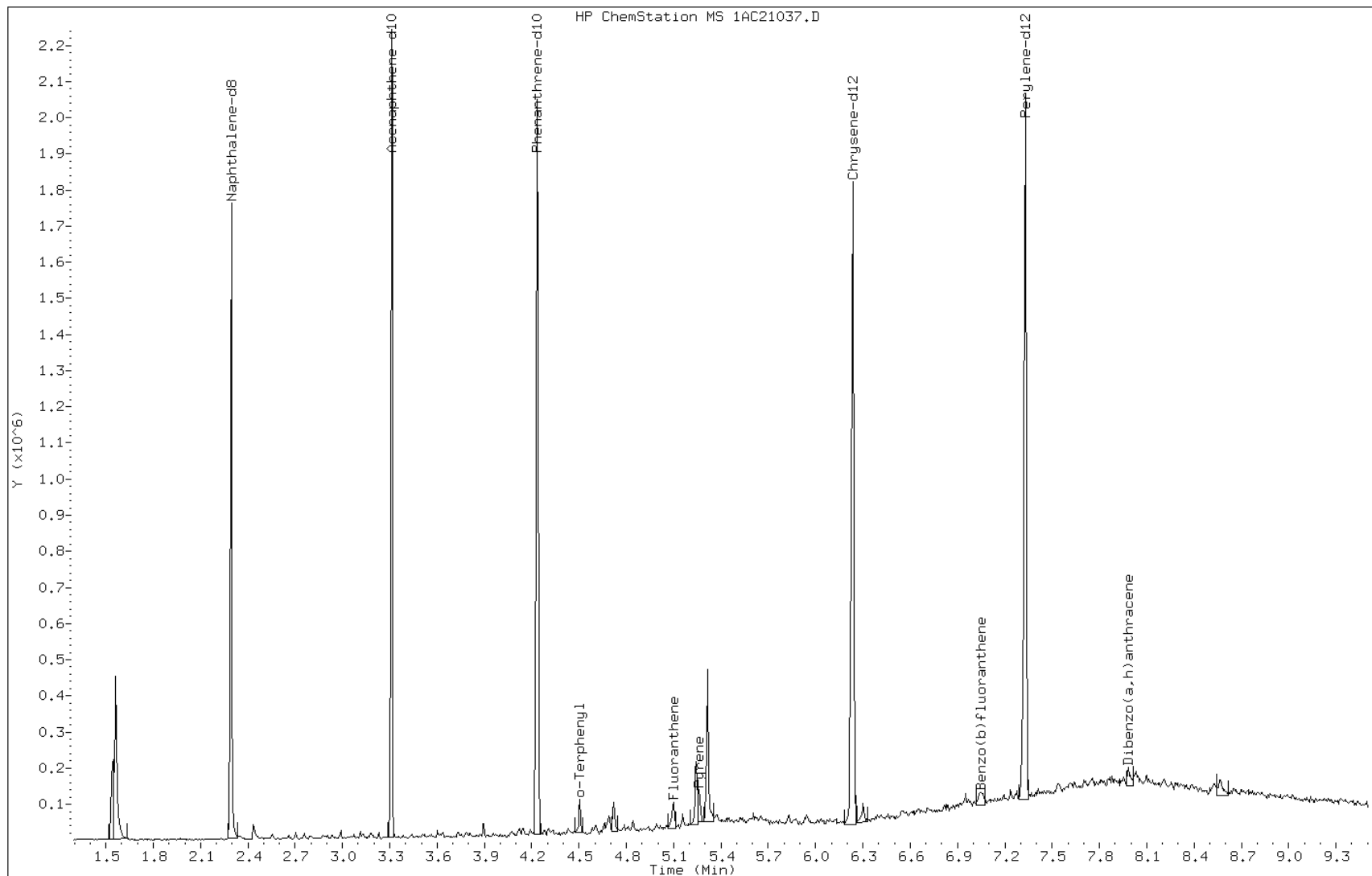
Date: 22-MAR-2013 00:16

Client ID: CV0578A-CS-SP

Instrument: BSMA5973.i

Sample Info: 680-88298-a-29-a

Operator: SCC



Data File: 1AC21037.D

Date: 22-MAR-2013 00:16

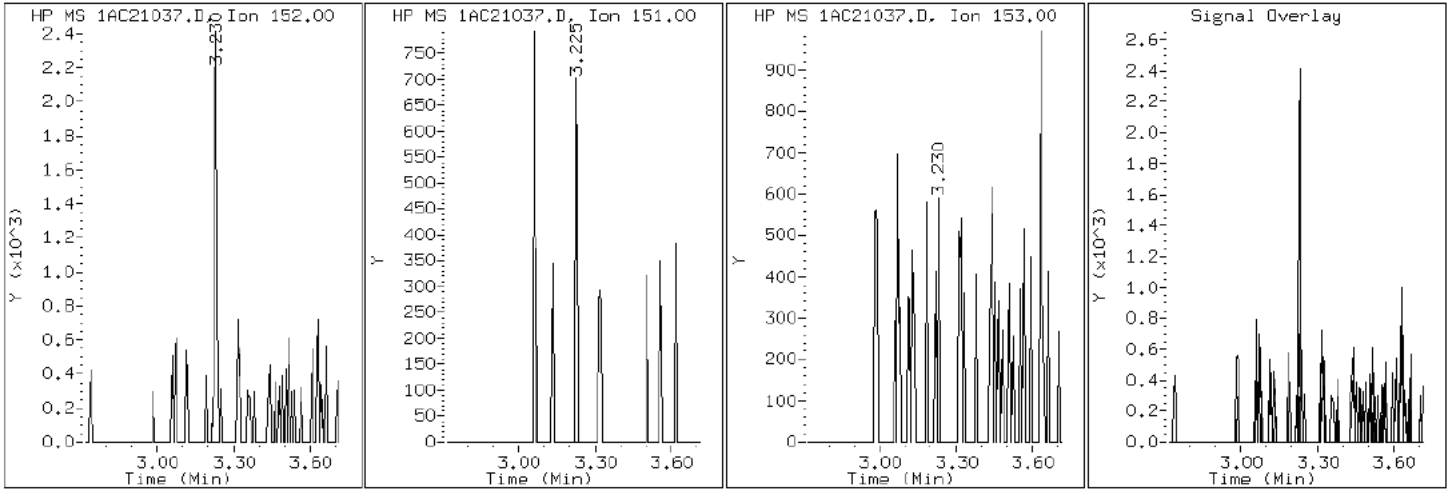
Client ID: CV0578A-CS-SP

Instrument: BSMA5973.i

Sample Info: 680-88298-a-29-a

Operator: SCC

5 Acenaphthylene



Data File: 1AC21037.D

Date: 22-MAR-2013 00:16

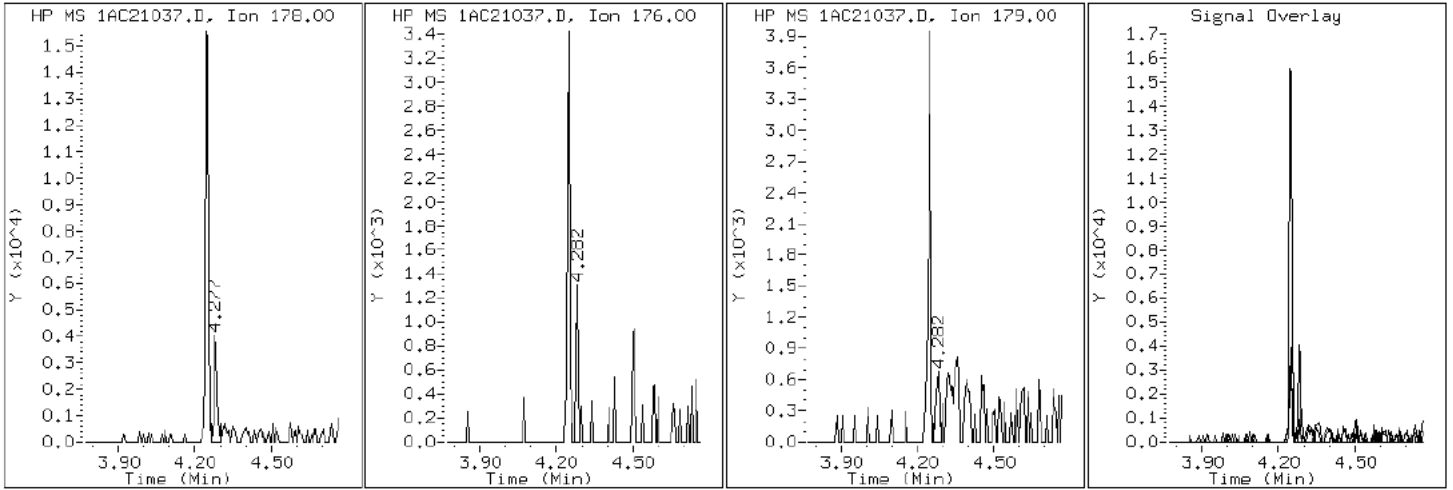
Client ID: CV0578A-CS-SP

Instrument: BSMA5973.i

Sample Info: 680-88298-a-29-a

Operator: SCC

12 Anthracene



Data File: 1AC21037.D

Date: 22-MAR-2013 00:16

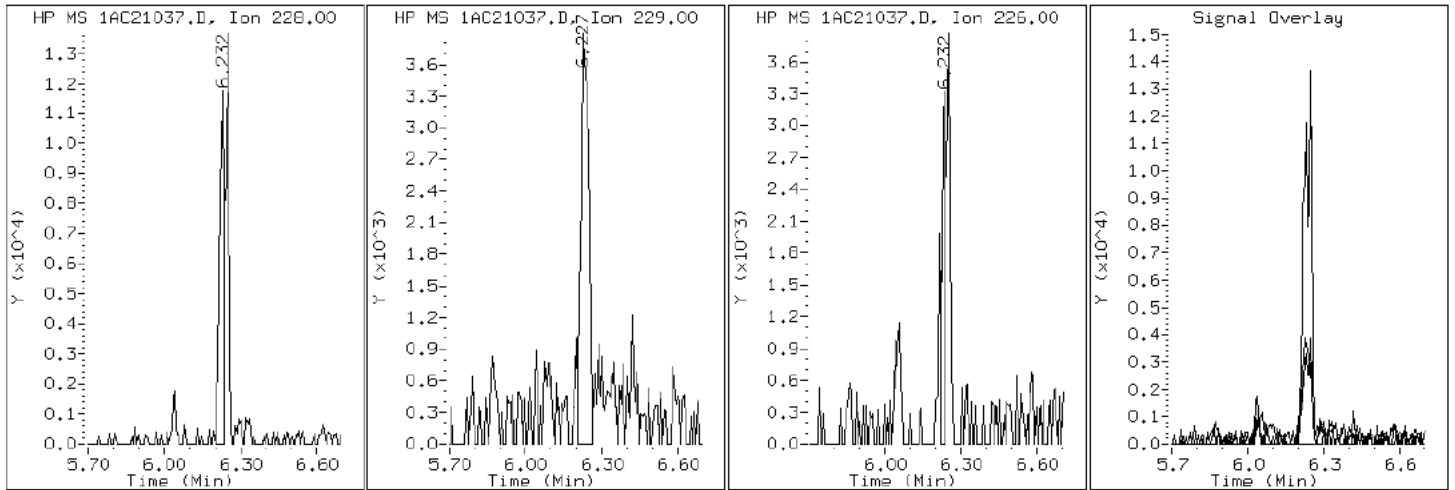
Client ID: CV0578A-CS-SP

Instrument: BSMA5973.i

Sample Info: 680-88298-a-29-a

Operator: SCC

17 Benzo(a)anthracene



Data File: 1AC21037.D

Date: 22-MAR-2013 00:16

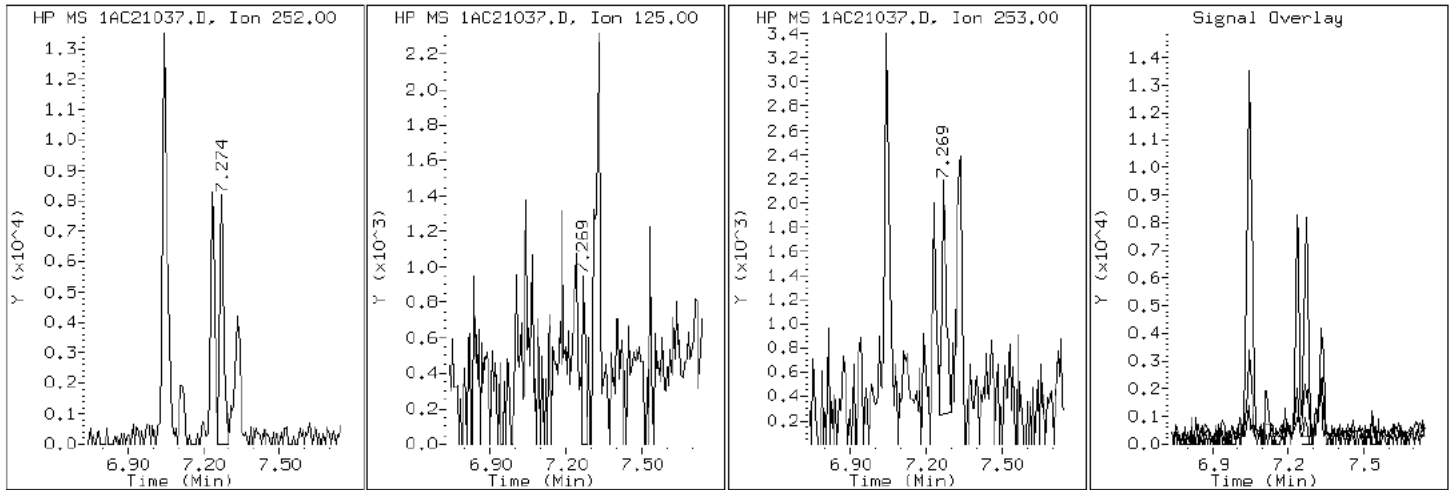
Client ID: CV0578A-CS-SP

Instrument: BSMA5973.i

Sample Info: 680-88298-a-29-a

Operator: SCC

22 Benzo(a)pyrene



Data File: 1AC21037.D

Date: 22-MAR-2013 00:16

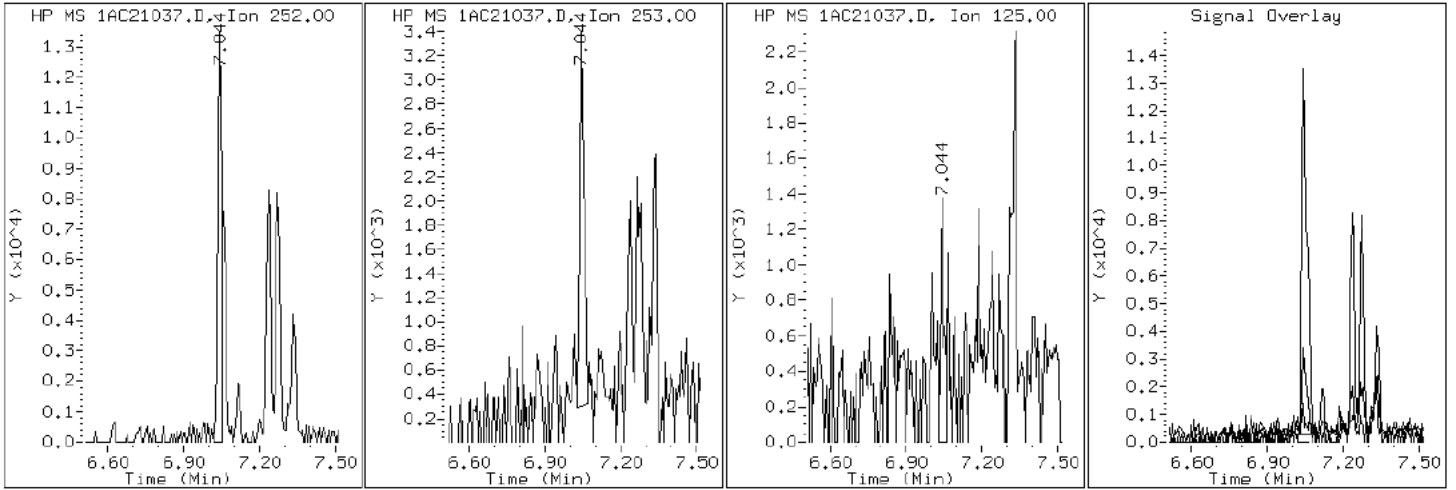
Client ID: CV0578A-CS-SP

Instrument: BSMA5973.i

Sample Info: 680-88298-a-29-a

Operator: SCC

20 Benzo (b) fluoranthene



Data File: 1AC21037.D

Date: 22-MAR-2013 00:16

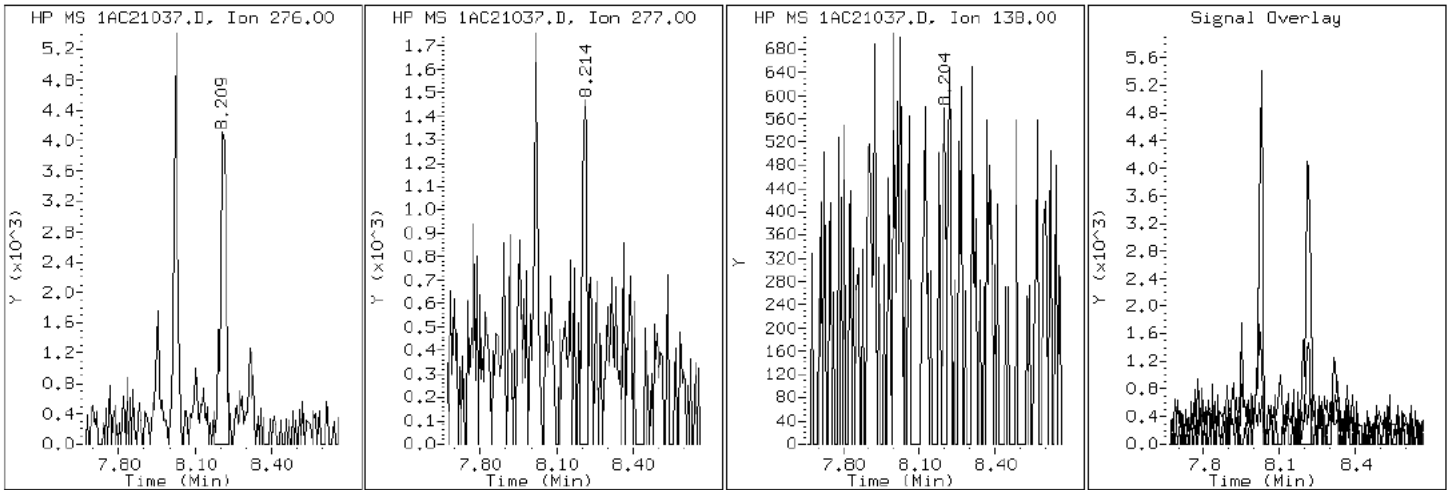
Client ID: CV0578A-CS-SP

Instrument: BSMA5973.i

Sample Info: 680-88298-a-29-a

Operator: SCC

26 Benzo(g,h,i)perylene



Data File: 1AC21037.D

Date: 22-MAR-2013 00:16

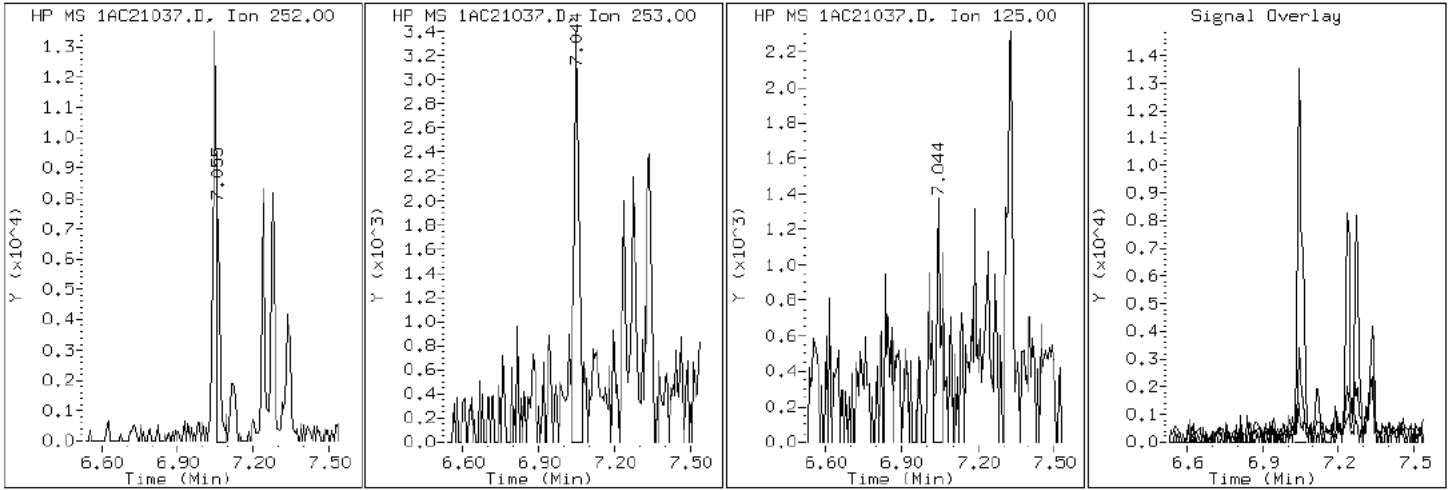
Client ID: CV0578A-CS-SP

Instrument: BSMA5973.i

Sample Info: 680-88298-a-29-a

Operator: SCC

21 Benzo(k)fluoranthene



Data File: 1AC21037.D

Date: 22-MAR-2013 00:16

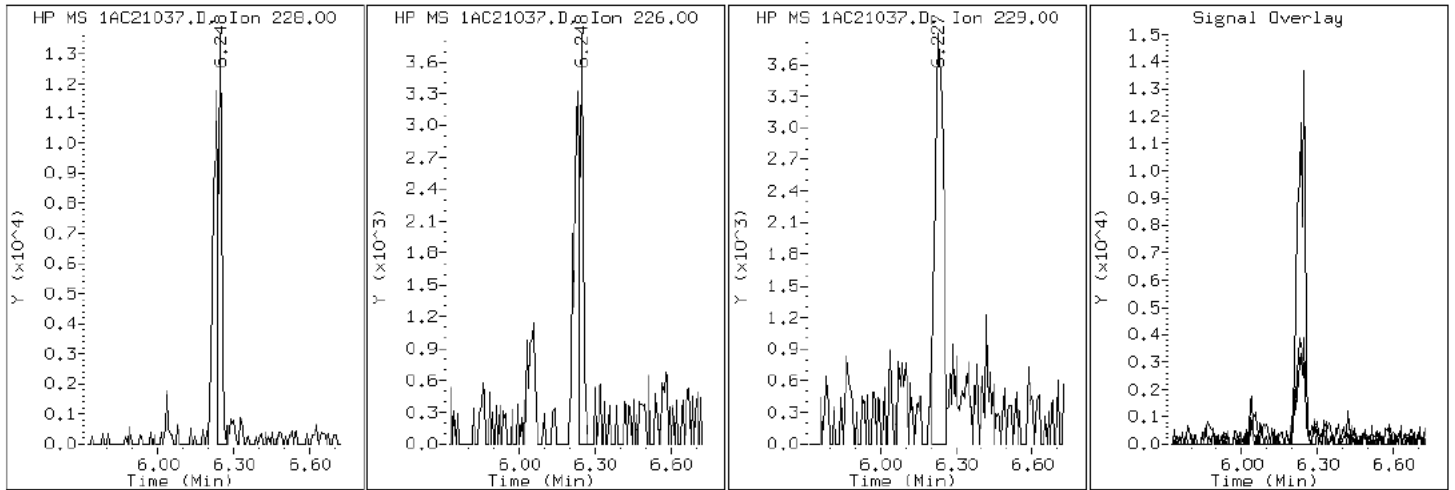
Client ID: CV0578A-CS-SP

Instrument: BSMA5973.i

Sample Info: 680-88298-a-29-a

Operator: SCC

19 Chrysene



Data File: 1AC21037.D

Date: 22-MAR-2013 00:16

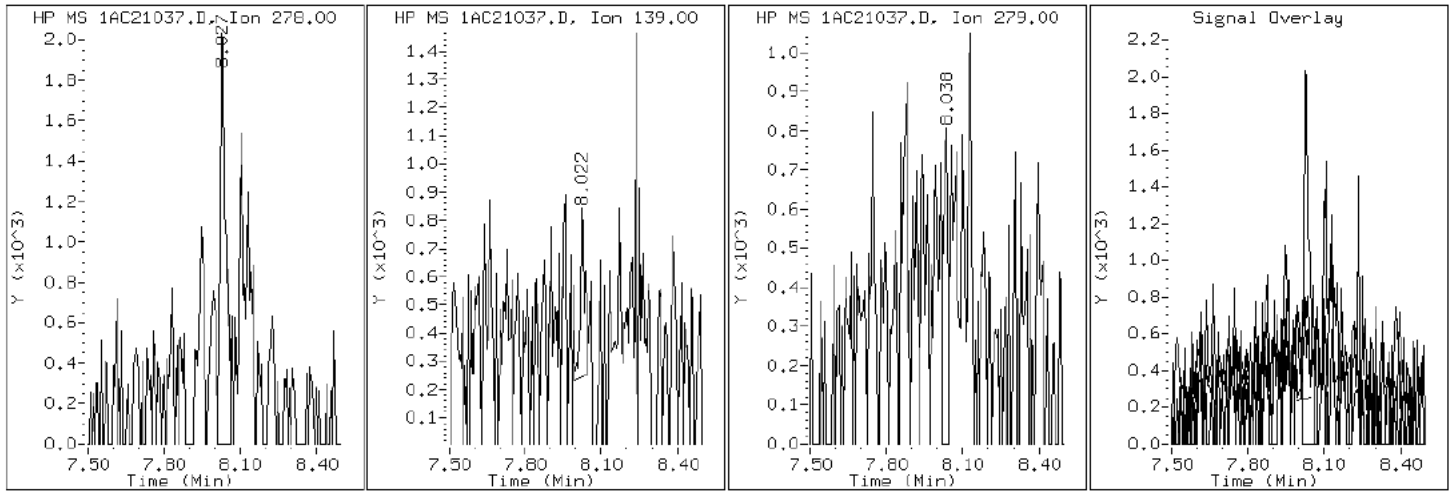
Client ID: CV0578A-CS-SP

Instrument: BSMA5973.i

Sample Info: 680-88298-a-29-a

Operator: SCC

25 Dibenzo (a,h) anthracene



Data File: 1AC21037.D

Date: 22-MAR-2013 00:16

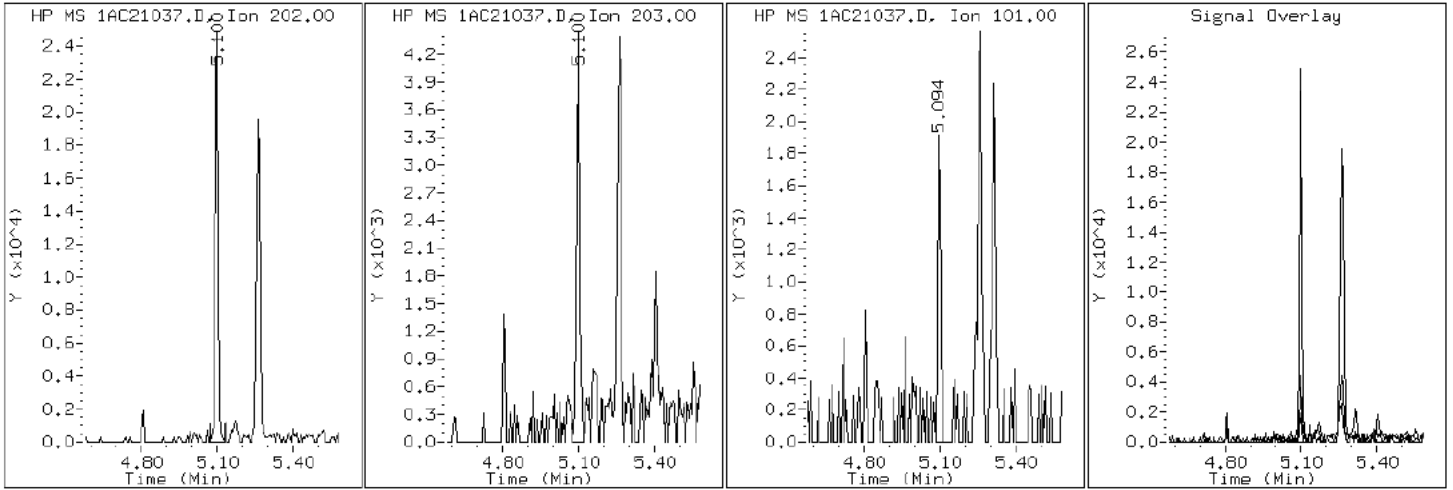
Client ID: CV0578A-CS-SP

Instrument: BSMA5973.i

Sample Info: 680-88298-a-29-a

Operator: SCC

15 Fluoranthene



Data File: 1AC21037.D

Date: 22-MAR-2013 00:16

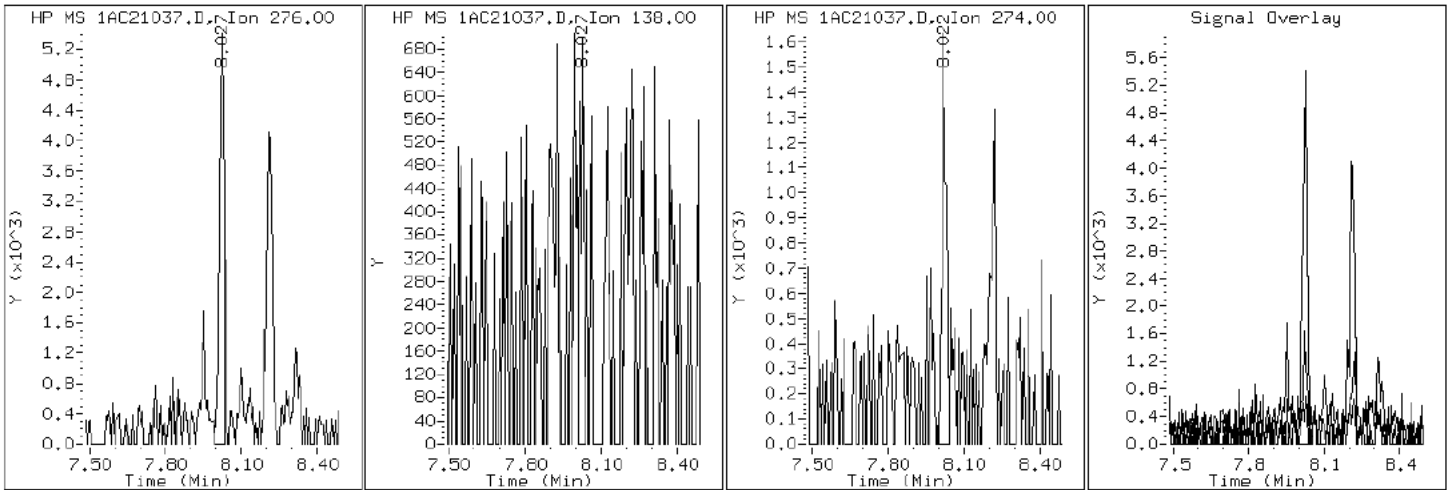
Client ID: CV0578A-CS-SP

Instrument: BSMA5973.i

Sample Info: 680-88298-a-29-a

Operator: SCC

24 Indeno(1,2,3-cd)pyrene



Data File: 1AC21037.D

Date: 22-MAR-2013 00:16

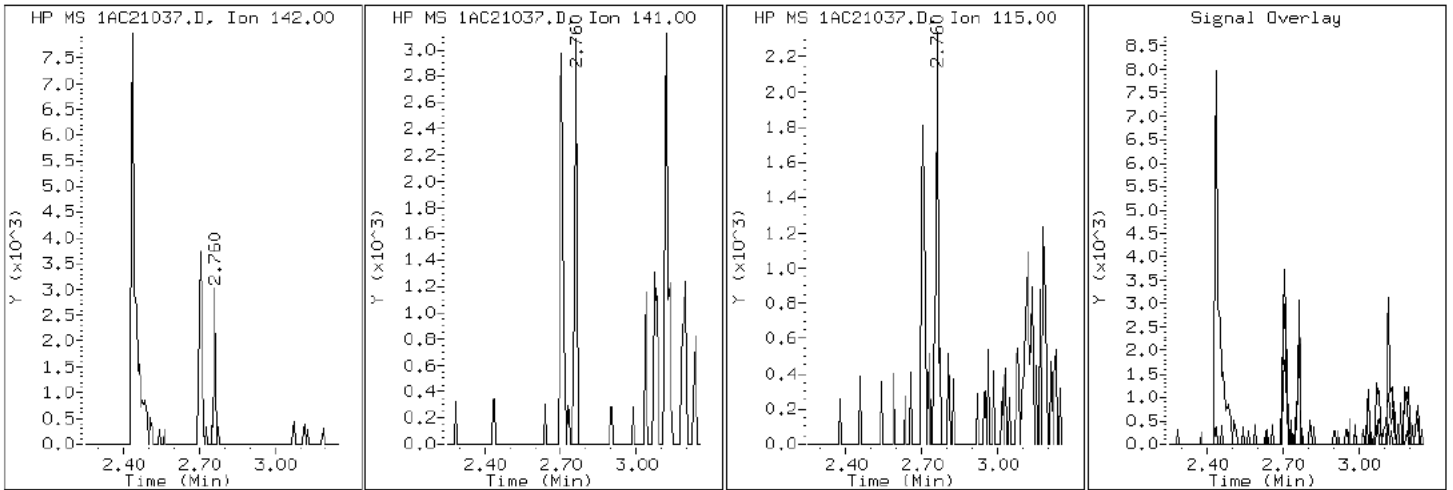
Client ID: CV0578A-CS-SP

Instrument: BSMA5973.i

Sample Info: 680-88298-a-29-a

Operator: SCC

4 1-Methylnaphthalene



Data File: 1AC21037.D

Date: 22-MAR-2013 00:16

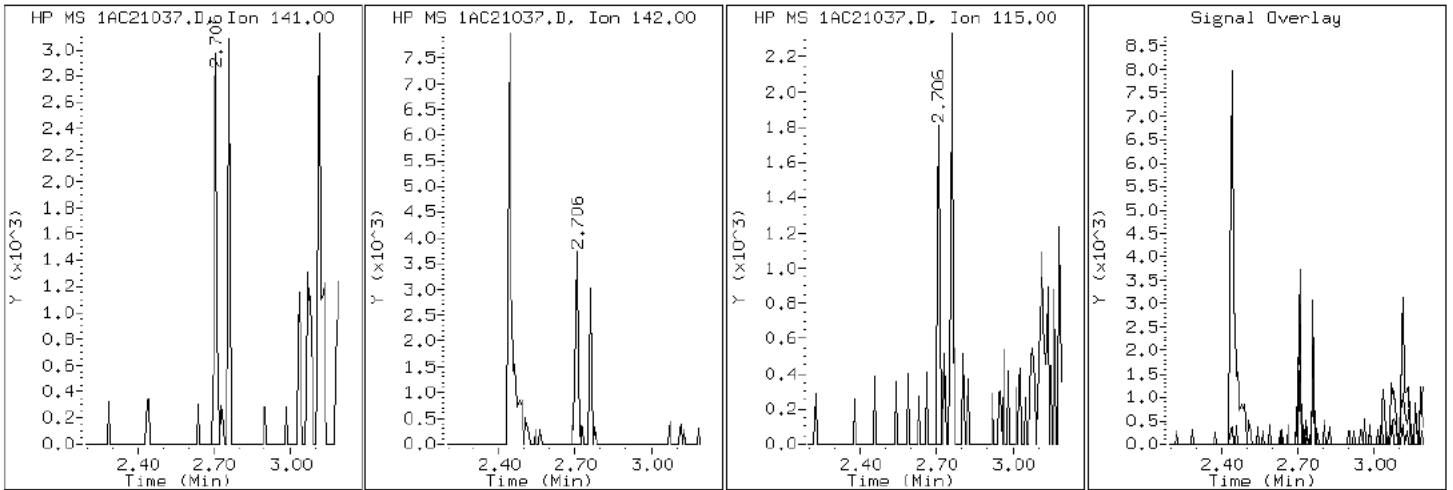
Client ID: CV0578A-CS-SP

Instrument: BSMA5973.i

Sample Info: 680-88298-a-29-a

Operator: SCC

3 2-Methylnaphthalene



Data File: 1AC21037.D

Date: 22-MAR-2013 00:16

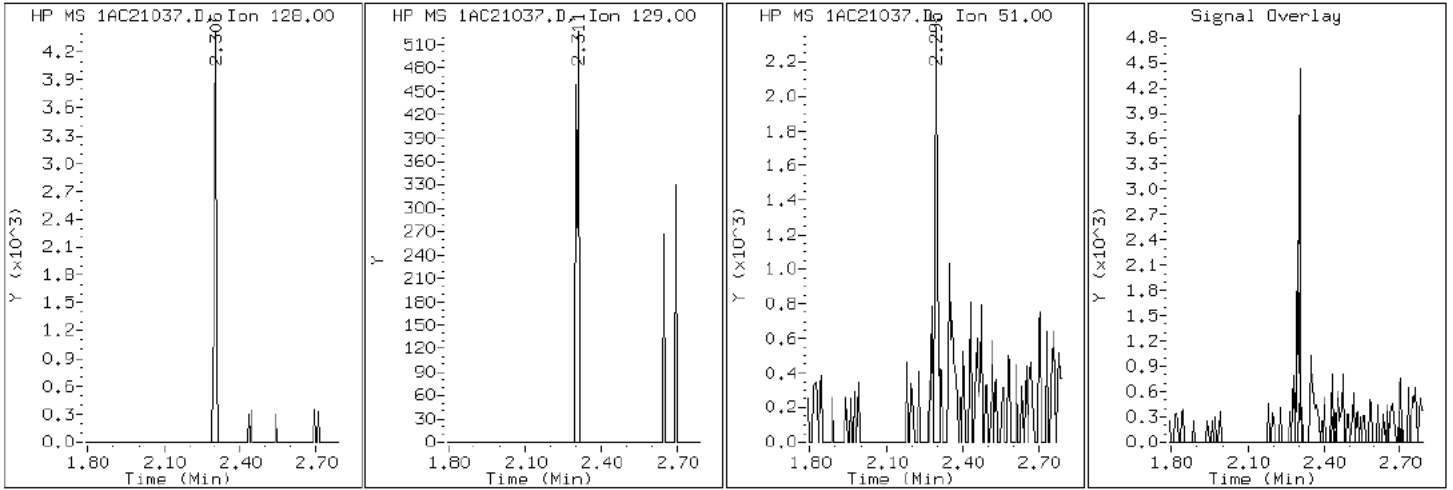
Client ID: CV0578A-CS-SP

Instrument: BSMA5973.i

Sample Info: 680-88298-a-29-a

Operator: SCC

2 Naphthalene



Data File: 1AC21037.D

Date: 22-MAR-2013 00:16

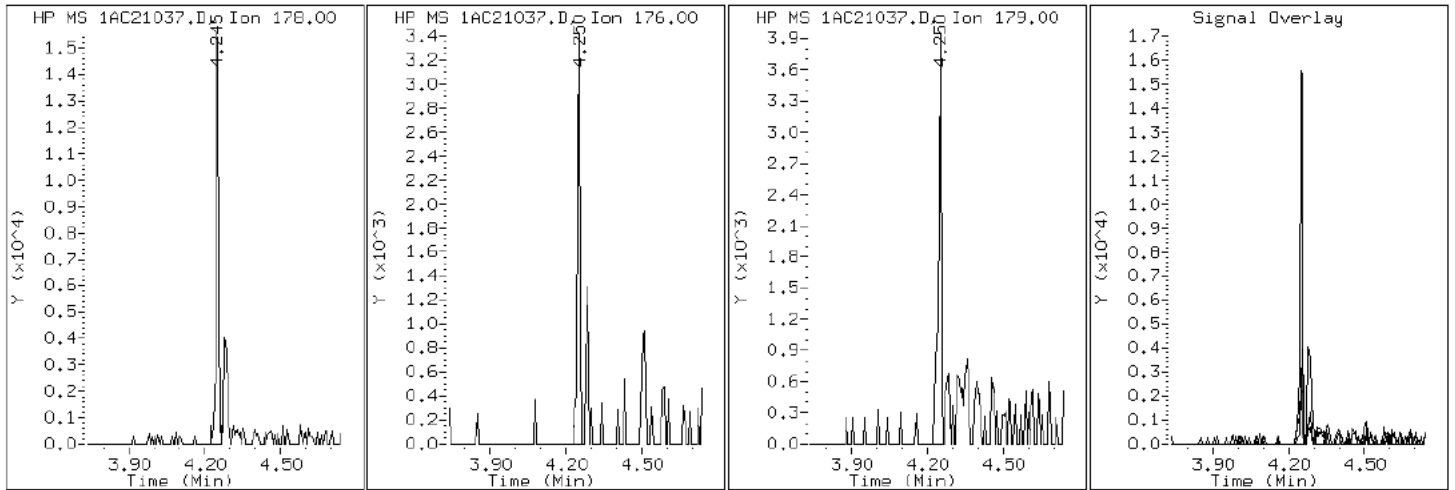
Client ID: CV0578A-CS-SP

Instrument: BSMA5973.i

Sample Info: 680-88298-a-29-a

Operator: SCC

11 Phenanthrene



Data File: 1AC21037.D

Date: 22-MAR-2013 00:16

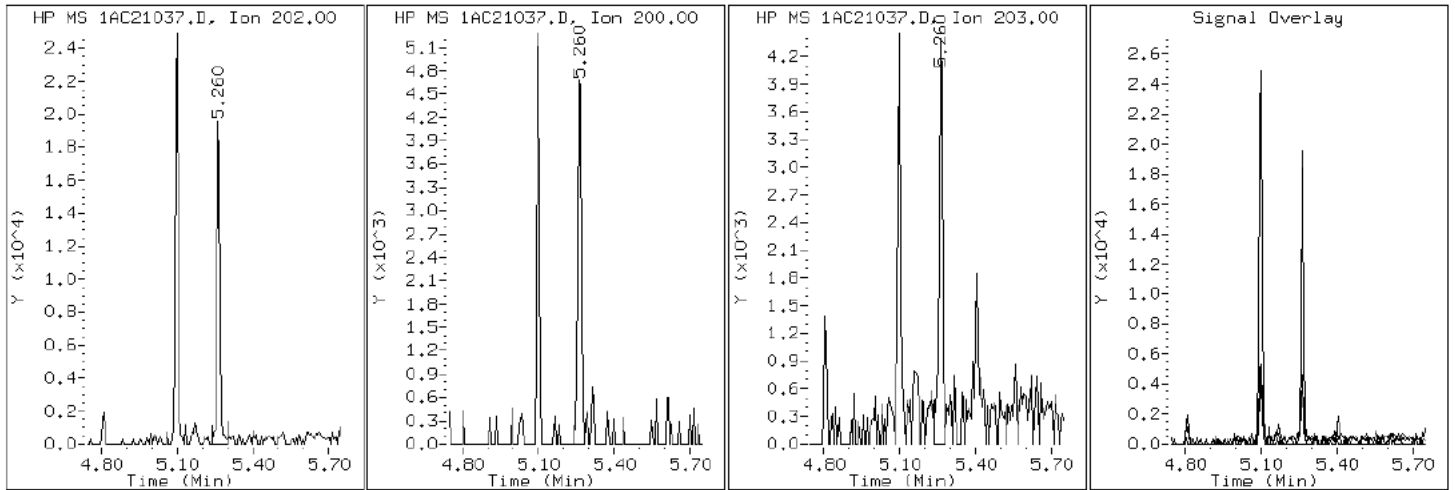
Client ID: CV0578A-CS-SP

Instrument: BSMA5973.i

Sample Info: 680-88298-a-29-a

Operator: SCC

16 Pyrene

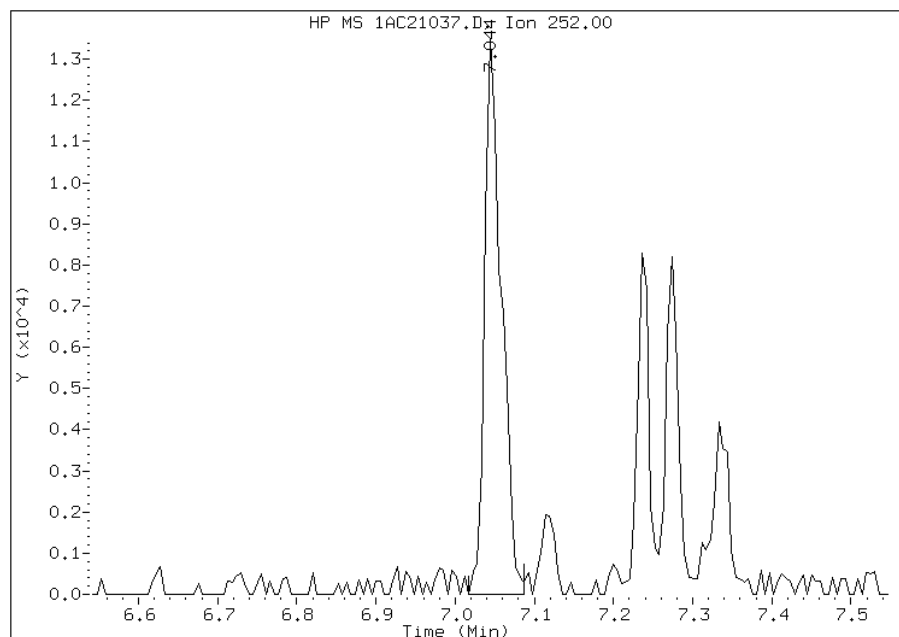


Manual Integration Report

Data File: 1AC21037.D
Inj. Date and Time: 22-MAR-2013 00:16
Instrument ID: BSMA5973.i
Client ID: CV0578A-CS-SP
Compound: 20 Benzo(b)fluoranthene
CAS #: 205-99-2
Report Date: 03/26/2013

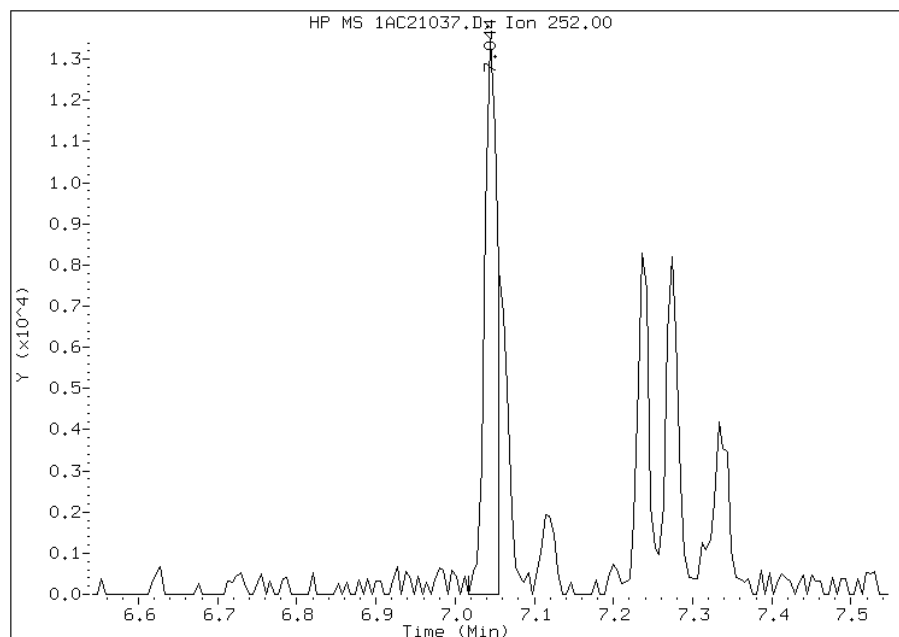
Processing Integration Results

RT: 7.04
Response: 19745
Amount: 2
Conc: 759



Manual Integration Results

RT: 7.04
Response: 14858
Amount: 2
Conc: 669



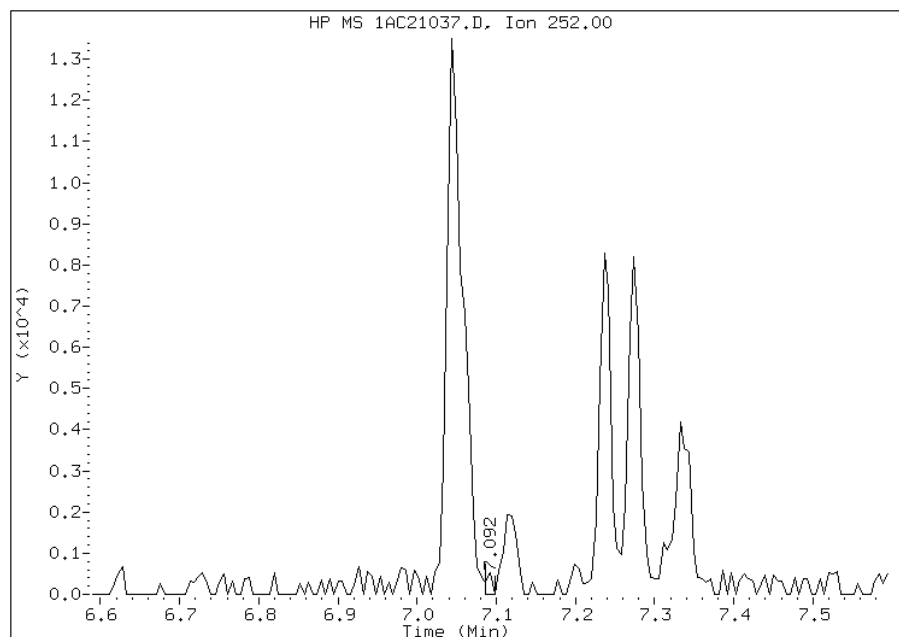
Manually Integrated By: cantins
Modification Date: 25-Mar-2013 14:03
Manual Integration Reason: Split Peak

Manual Integration Report

Data File: 1AC21037.D
Inj. Date and Time: 22-MAR-2013 00:16
Instrument ID: BSMA5973.i
Client ID: CV0578A-CS-SP
Compound: 21 Benzo(k)fluoranthene
CAS #: 207-08-9
Report Date: 03/26/2013

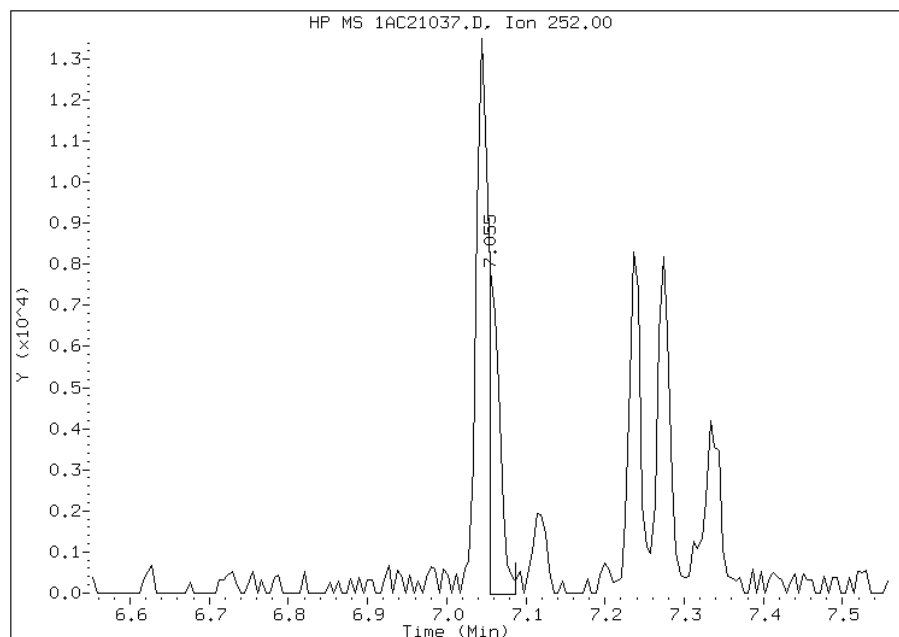
Processing Integration Results

RT: 7.09
Response: 259
Amount: 0
Conc: 5



Manual Integration Results

RT: 7.05
Response: 7492
Amount: 0
Conc: 141



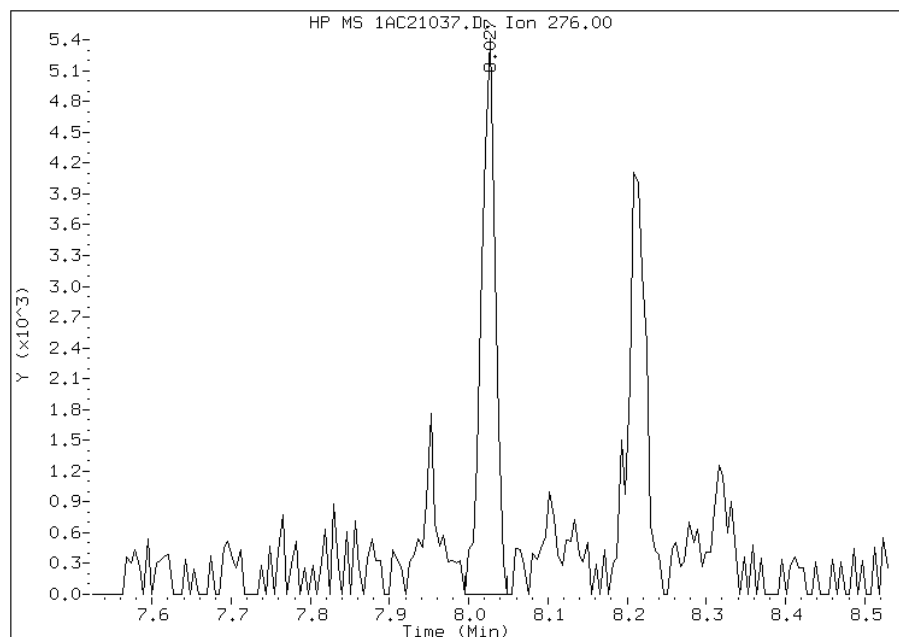
Manually Integrated By: cantins
Modification Date: 25-Mar-2013 14:04
Manual Integration Reason: Baseline Event

Manual Integration Report

Data File: 1AC21037.D
Inj. Date and Time: 22-MAR-2013 00:16
Instrument ID: BSMA5973.i
Client ID: CV0578A-CS-SP
Compound: 24 Indeno(1,2,3-cd)pyrene
CAS #: 193-39-5
Report Date: 03/26/2013

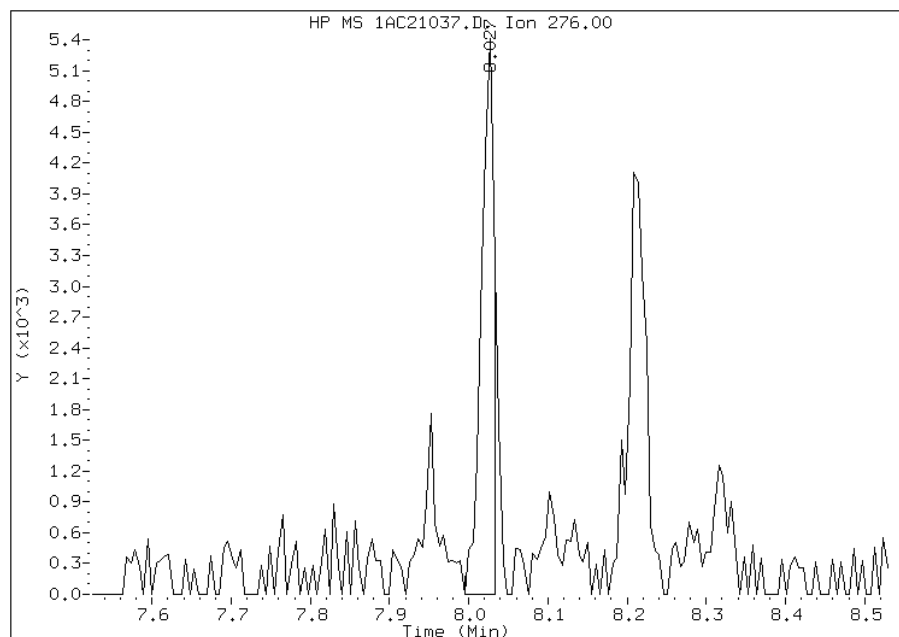
Processing Integration Results

RT: 8.03
Response: 6533
Amount: 0
Conc: 156



Manual Integration Results

RT: 8.03
Response: 5900
Amount: 0
Conc: 141



Manually Integrated By: cantins
Modification Date: 25-Mar-2013 14:04
Manual Integration Reason: Split Peak

FORM I
GC/MS SEMI VOA ORGANICS ANALYSIS DATA SHEET

Lab Name: TestAmerica Tampa Job No.: 680-88298-2
 SDG No.: 68088298-2
 Client Sample ID: CV0578B-CS-SP Lab Sample ID: 680-88298-30
 Matrix: Solid Lab File ID: 1AC21038.D
 Analysis Method: 8270C LL Date Collected: 03/12/2013 14:51
 Extract. Method: 3546 Date Extracted: 03/20/2013 08:31
 Sample wt/vol: 15.08(g) Date Analyzed: 03/22/2013 00:31
 Con. Extract Vol.: 1(mL) Dilution Factor: 1
 Injection Volume: 1(uL) Level: (low/med) Low
 % Moisture: 23.0 GPC Cleanup: (Y/N) N
 Analysis Batch No.: 135630 Units: ug/Kg

CAS NO.	COMPOUND NAME	RESULT	Q	RL	MDL
83-32-9	Acenaphthene	130	U	130	26
208-96-8	Acenaphthylene	27	J	52	6.5
120-12-7	Anthracene	19		11	5.4
56-55-3	Benzo[a]anthracene	87		10	5.0
50-32-8	Benzo[a]pyrene	52		13	6.7
205-99-2	Benzo[b]fluoranthene	200		16	7.9
191-24-2	Benzo[g,h,i]perylene	51		26	5.7
207-08-9	Benzo[k]fluoranthene	18		10	4.7
218-01-9	Chrysene	89		12	5.8
53-70-3	Dibenz(a,h)anthracene	15	J	26	5.3
206-44-0	Fluoranthene	100		26	5.2
86-73-7	Fluorene	26	U	26	5.3
193-39-5	Indeno[1,2,3-cd]pyrene	46		26	9.2
90-12-0	1-Methylnaphthalene	41	J	52	5.7
91-57-6	2-Methylnaphthalene	120		52	9.2
91-20-3	Naphthalene	65		52	5.7
85-01-8	Phenanthrene	76		10	5.0
129-00-0	Pyrene	84		26	4.8

CAS NO.	SURROGATE	%REC	Q	LIMITS
84-15-1	o-Terphenyl	54		30-130

TestAmerica Laboratories

Semivolatiles 8270C low level PAH

Data file : \\tam-chemsvr\chem\SM\BSMA5973.i\1A032113.b\1AC21038.D
 Lab Smp Id: 680-88298-A-30-A Client Smp ID: CV0578B-CS-SP
 Inj Date : 22-MAR-2013 00:31
 Operator : SCC Inst ID: BSMA5973.i
 Smp Info : 680-88298-a-30-a
 Misc Info : 680-88298-A-30-A
 Comment :
 Method : \\tam-chemsvr\chem\SM\BSMA5973.i\1A032113.b\a-bFASTPAHi-m.m
 Meth Date : 21-Mar-2013 17:07 cantins Quant Type: ISTD
 Cal Date : 15-MAR-2013 14:25 Cal File: 1AC15009.D
 Als bottle: 33
 Dil Factor: 1.00000
 Integrator: HP RTE Compound Sublist: pah.sub
 Target Version: 4.14
 Processing Host: TAM1000

Concentration Formula:

$$\text{Amt} * \text{DF} * 1/\text{Vi} * \text{Vt}/\text{Ws} * 100/(100 - \text{M}) * \text{A} * \text{B} * \text{C} * \text{D} * \text{GPC} * \text{CpndVariable}$$

Name	Value	Description
DF	1.000	Dilution Factor
Vi	1.000	Injection Volume
Vt	1.000	Final Volume
Ws	15.080	Weight Extracted
M	23.046	% Moisture
A	1000.000	uL to mL conversion
B	1000.000	g to kg conversion
C	0.00100	ng to ug conversion
D	1.000	ug to mg conversion(value = 1 if no conv)
GPC	1.000	GPC FACTOR
Cpnd Variable		Local Compound Variable

Compounds	QUANT	SIG	MASS	RT	EXP RT	REL RT	RESPONSE	CONCENTRATIONS	
								ON-COLUMN (ug/ml)	FINAL (ug/Kg)
* 1 Naphthalene-d8	136		2.292	2.282	(1.000)	453681	40.0000		
* 6 Acenaphthene-d10	164		3.312	3.302	(1.000)	368791	40.0000		
* 10 Phenanthrene-d10	188		4.236	4.221	(1.000)	592362	40.0000		
\$ 14 o-Terphenyl	230		4.504	4.499	(1.063)	41200	5.36872	462.6329	
* 18 Chrysene-d12	240		6.240	6.208	(1.000)	558147	40.0000	(H)	
* 23 Perylene-d12	264		7.335	7.292	(1.000)	633531	40.0000		
2 Naphthalene	128		2.303	2.292	(1.005)	7857	0.74960	64.5946	
3 2-Methylnaphthalene	141		2.703	2.693	(1.179)	3288	1.39224	119.9715	
4 1-Methylnaphthalene	142		2.757	2.752	(1.203)	2835	0.47037	40.5330	
5 Acenaphthylene	152		3.227	3.216	(0.974)	1913	0.31060	26.7648	
11 Phenanthrene	178		4.247	4.237	(1.003)	13212	0.88002	75.8331	
12 Anthracene	178		4.279	4.269	(1.010)	3231	0.22195	19.1258	
13 Carbazole	167		4.450	4.424	(1.050)	2296	0.17995	15.5065	
15 Fluoranthene	202		5.097	5.081	(1.203)	17837	1.20191	103.5711	

Compounds	QUANT SIG		CONCENTRATIONS				
	MASS	RT	EXP RT	REL RT	RESPONSE	ON-COLUMN (ug/ml)	FINAL (ug/Kg)
-----	----	----	-----	-----	-----	-----	-----
16 Pyrene	202	5.262	5.246	(0.843)	15558	0.97217	83.7737(H)
17 Benzo(a)anthracene	228	6.234	6.197	(0.999)	13539	1.00485	86.5896(H)
19 Chrysene	228	6.250	6.224	(1.002)	14990	1.03692	89.3536(H)
20 Benzo(b)fluoranthene	252	7.046	7.015	(0.961)	19639	2.32769	200.5816(M)
21 Benzo(k)fluoranthene	252	7.062	7.036	(0.963)	3476	0.20341	17.5279(QMH)
22 Benzo(a)pyrene	252	7.276	7.244	(0.992)	8909	0.59922	51.6358
24 Indeno(1,2,3-cd)pyrene	276	8.029	7.987	(1.095)	7146	0.53268	45.9021(M)
25 Dibenzo(a,h)anthracene	278	8.035	7.998	(1.095)	2365	0.17788	15.3280(QH)
26 Benzo(g,h,i)perylene	276	8.216	8.169	(1.120)	7927	0.58702	50.5849(M)

QC Flag Legend

- Q - Qualifier signal failed the ratio test.
- M - Compound response manually integrated.
- H - Operator selected an alternate compound hit.

Data File: 1AC21038.D

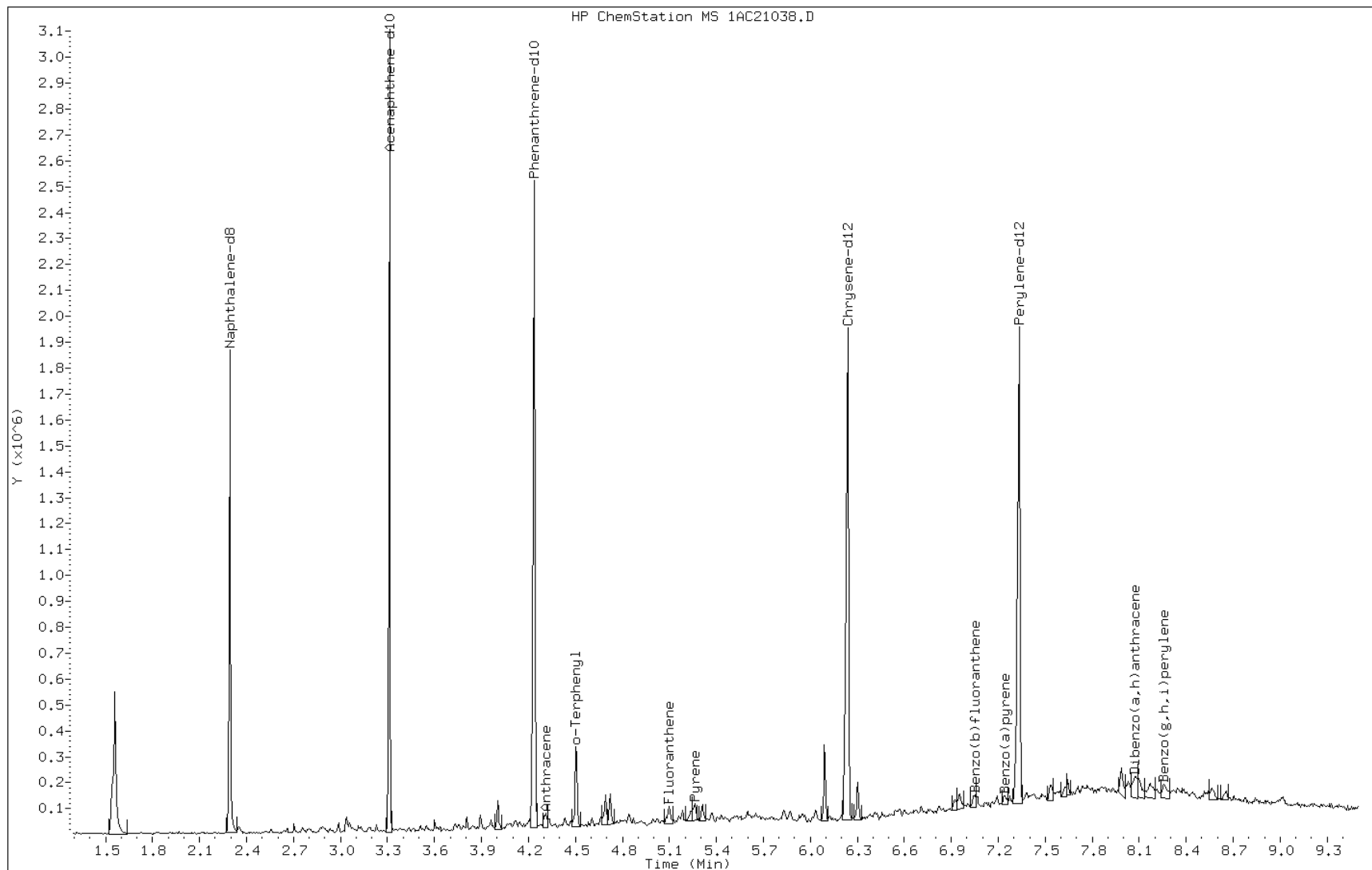
Date: 22-MAR-2013 00:31

Client ID: CV0578B-CS-SP

Instrument: BSMA5973.i

Sample Info: 680-88298-a-30-a

Operator: SCC



Data File: 1AC21038.D

Date: 22-MAR-2013 00:31

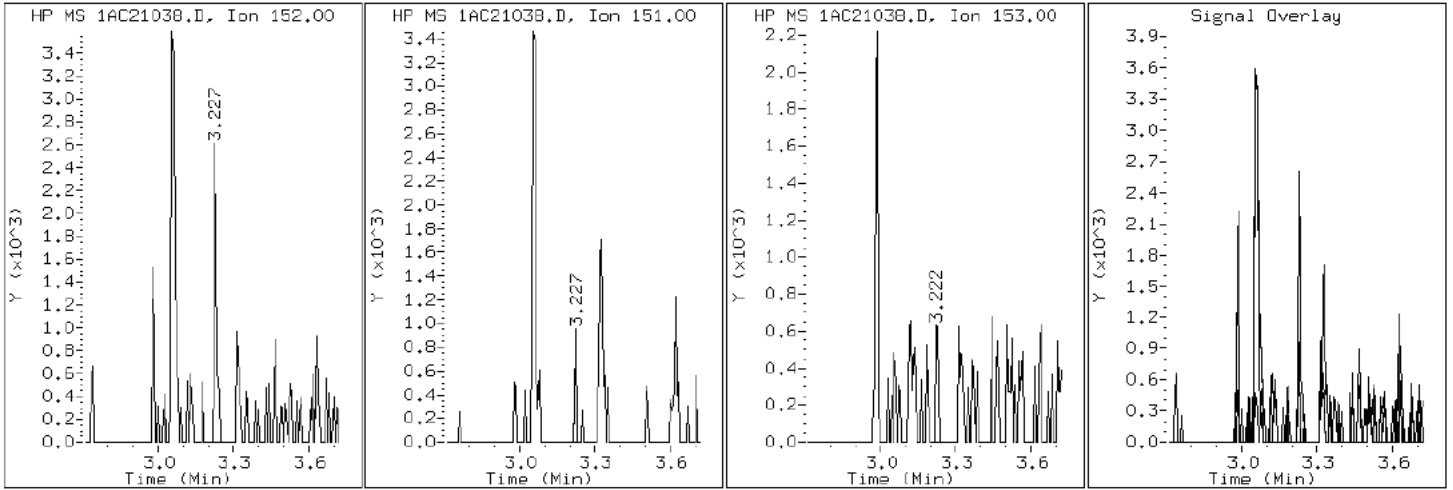
Client ID: CV0578B-CS-SP

Instrument: BSMA5973.i

Sample Info: 680-88298-a-30-a

Operator: SCC

5 Acenaphthylene



Data File: 1AC21038.D

Date: 22-MAR-2013 00:31

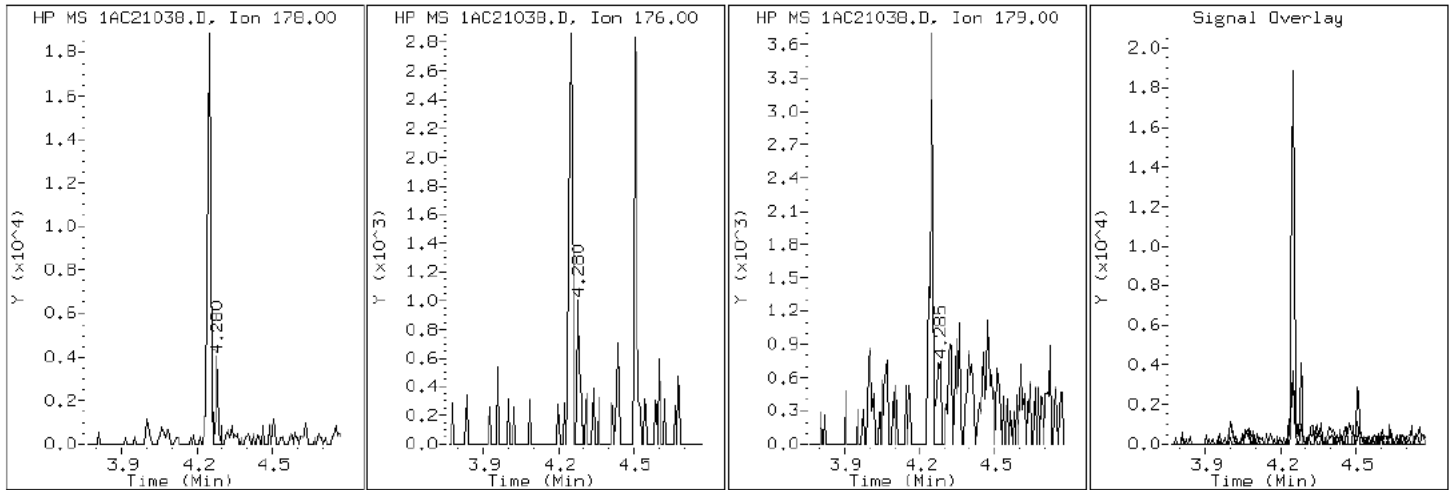
Client ID: CV0578B-CS-SP

Instrument: BSMA5973.i

Sample Info: 680-88298-a-30-a

Operator: SCC

12 Anthracene



Data File: 1AC21038.D

Date: 22-MAR-2013 00:31

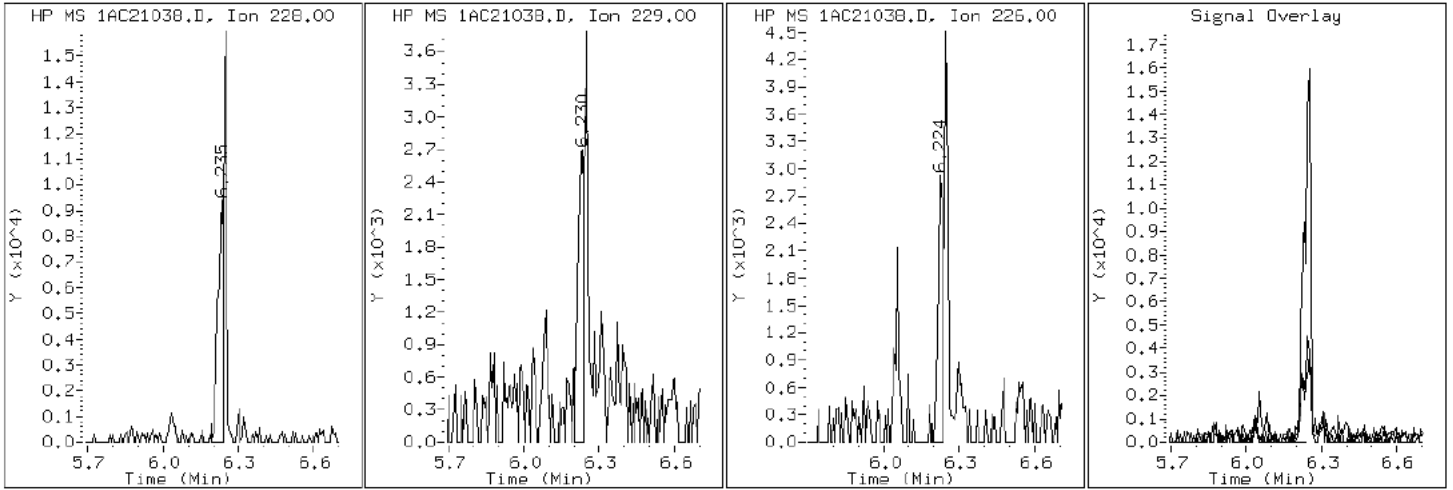
Client ID: CV0578B-CS-SP

Instrument: BSMA5973.i

Sample Info: 680-88298-a-30-a

Operator: SCC

17 Benzo(a)anthracene



Data File: 1AC21038.D

Date: 22-MAR-2013 00:31

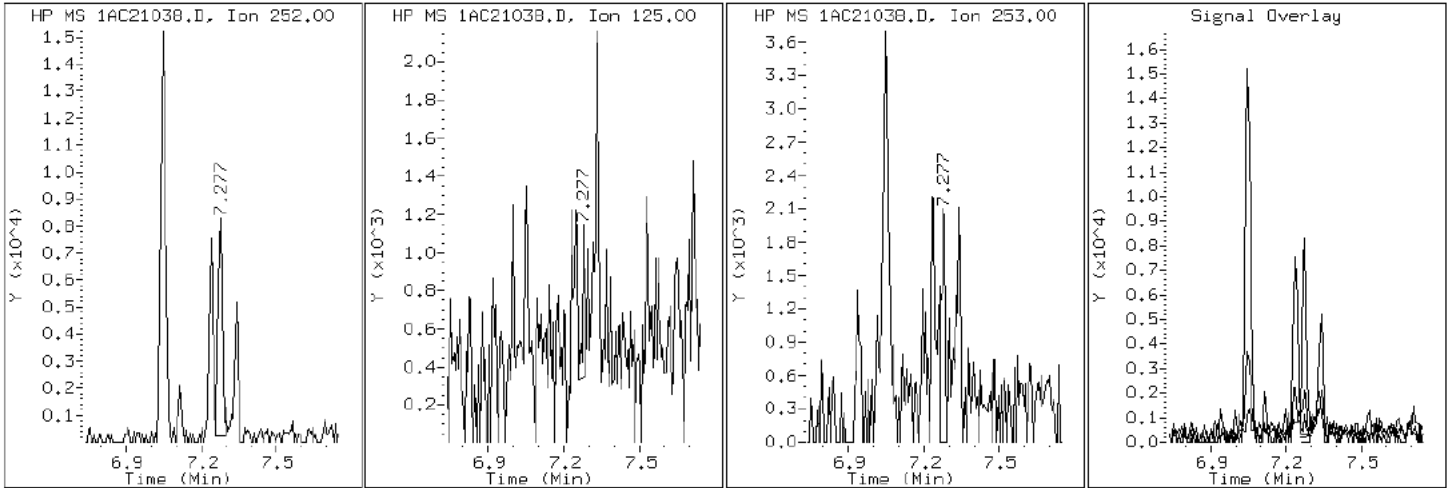
Client ID: CV0578B-CS-SP

Instrument: BSMA5973.i

Sample Info: 680-88298-a-30-a

Operator: SCC

22 Benzo(a)pyrene



Data File: 1AC21038.D

Date: 22-MAR-2013 00:31

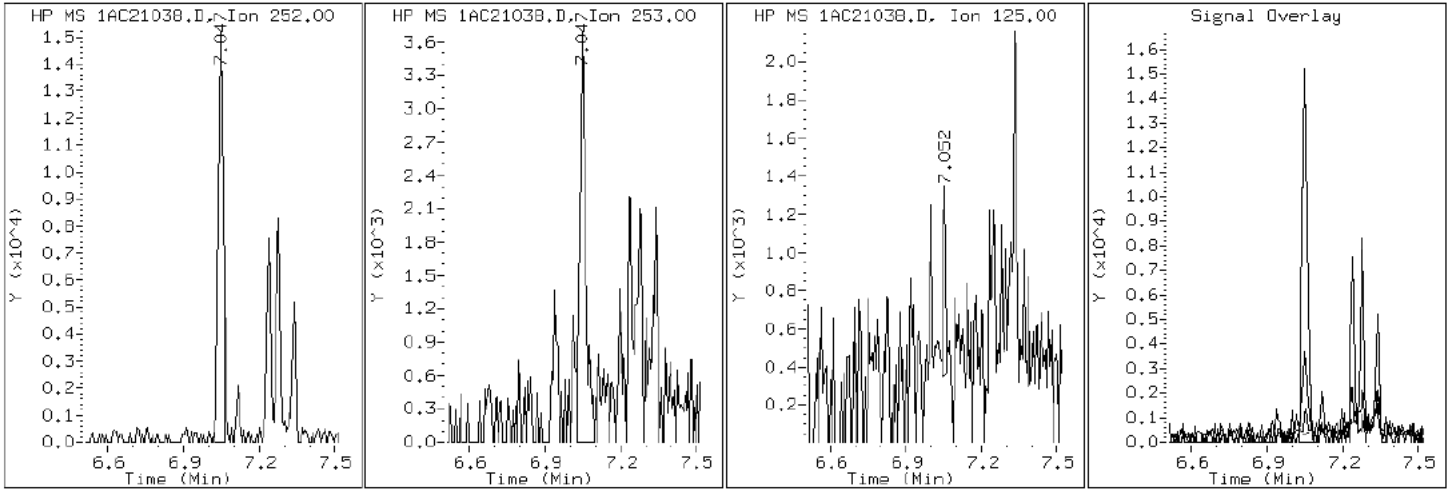
Client ID: CV0578B-CS-SP

Instrument: BSMA5973.i

Sample Info: 680-88298-a-30-a

Operator: SCC

20 Benzo (b) fluoranthene



Data File: 1AC21038.D

Date: 22-MAR-2013 00:31

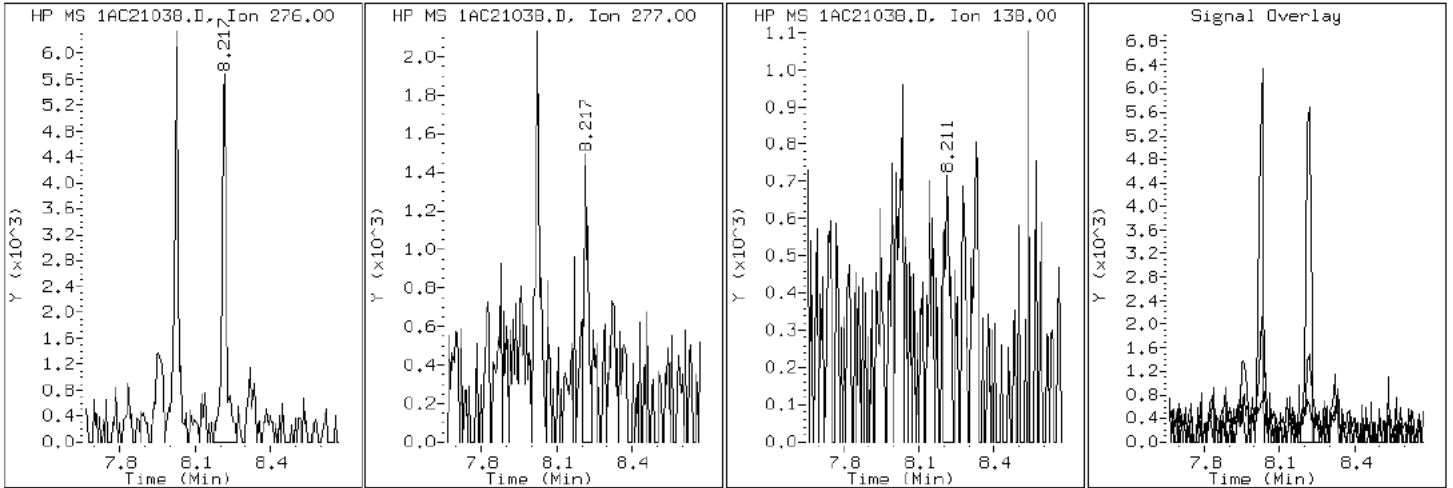
Client ID: CV0578B-CS-SP

Instrument: BSMA5973.i

Sample Info: 680-88298-a-30-a

Operator: SCC

26 Benzo(g,h,i)perylene



Data File: 1AC21038.D

Date: 22-MAR-2013 00:31

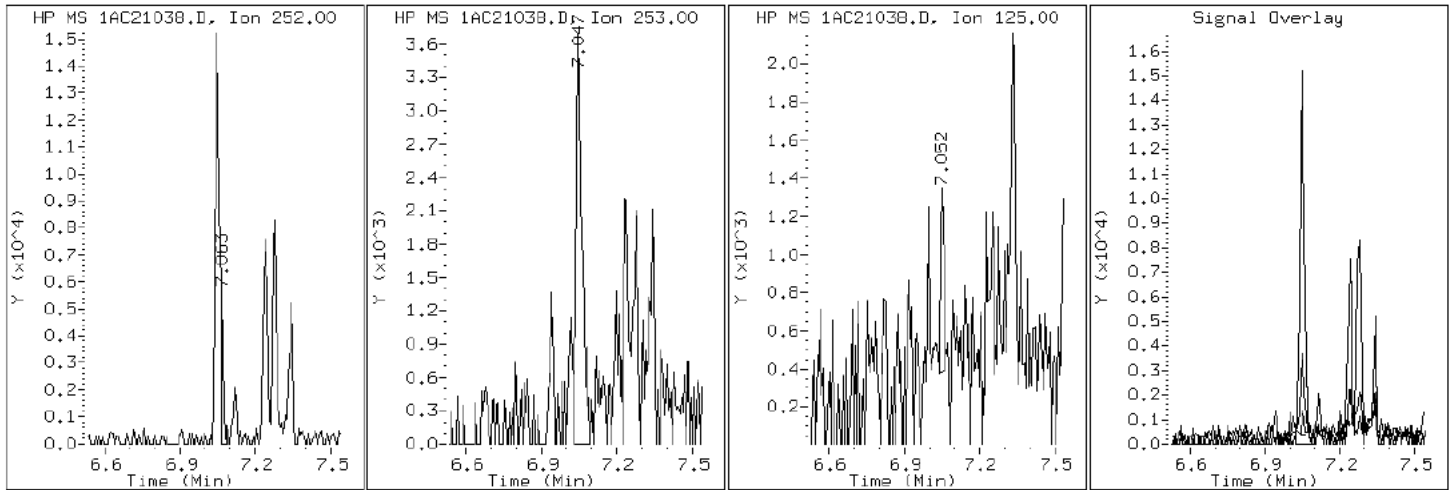
Client ID: CV0578B-CS-SP

Instrument: BSMA5973.i

Sample Info: 680-88298-a-30-a

Operator: SCC

21 Benzo(k)fluoranthene



Data File: 1AC21038.D

Date: 22-MAR-2013 00:31

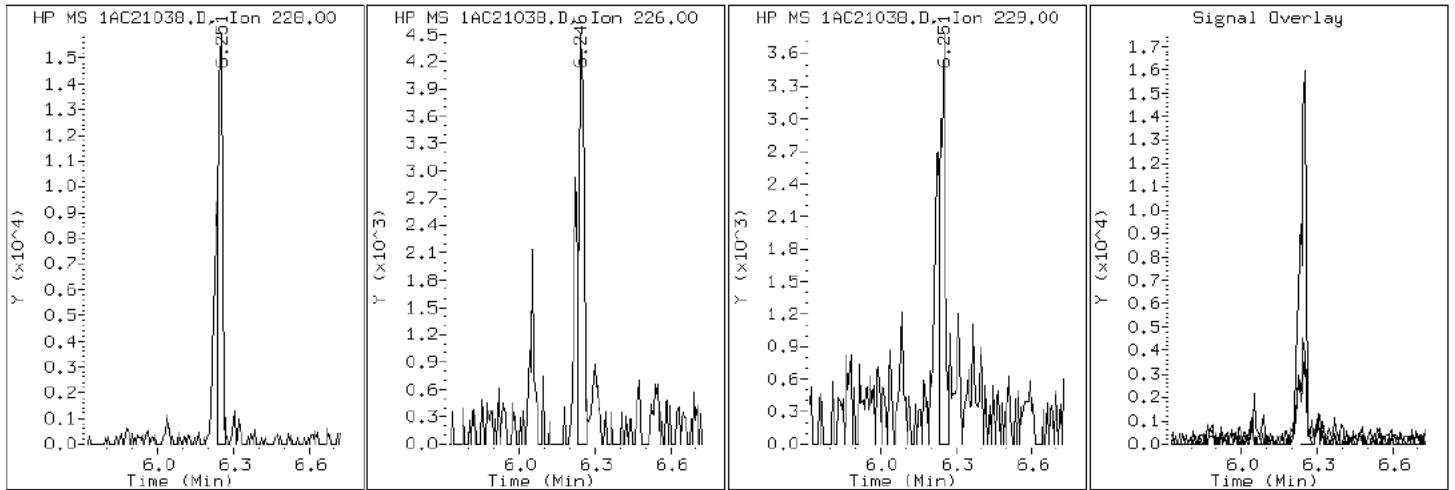
Client ID: CV0578B-CS-SP

Instrument: BSMA5973.i

Sample Info: 680-88298-a-30-a

Operator: SCC

19 Chrysene



Data File: 1AC21038.D

Date: 22-MAR-2013 00:31

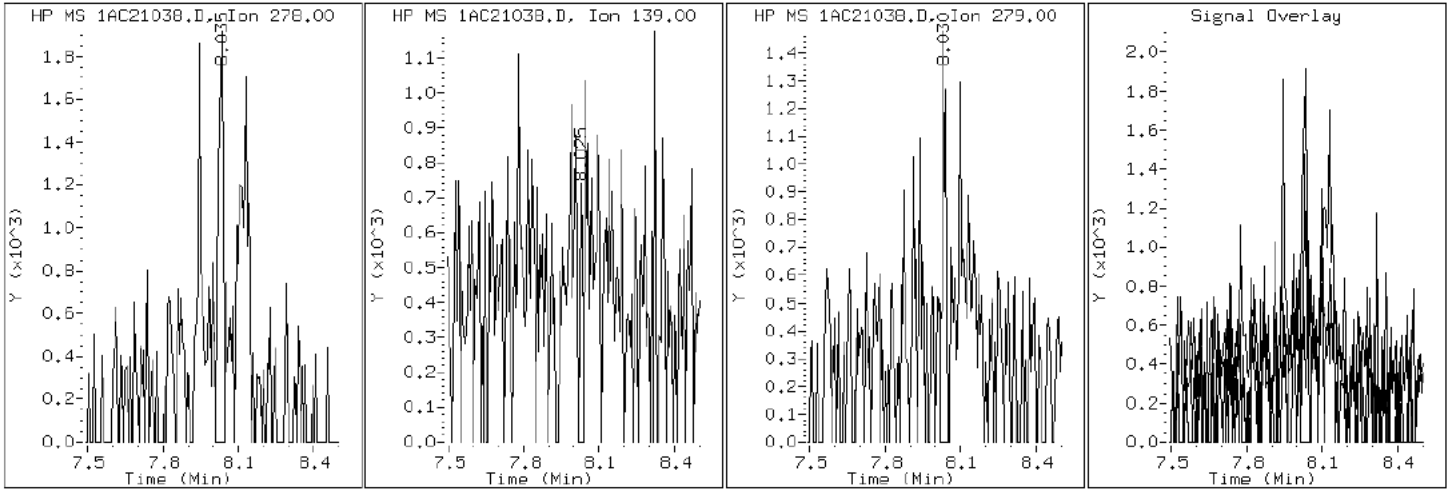
Client ID: CV0578B-CS-SP

Instrument: BSMA5973.i

Sample Info: 680-88298-a-30-a

Operator: SCC

25 Dibenzo (a,h) anthracene



Data File: 1AC21038.D

Date: 22-MAR-2013 00:31

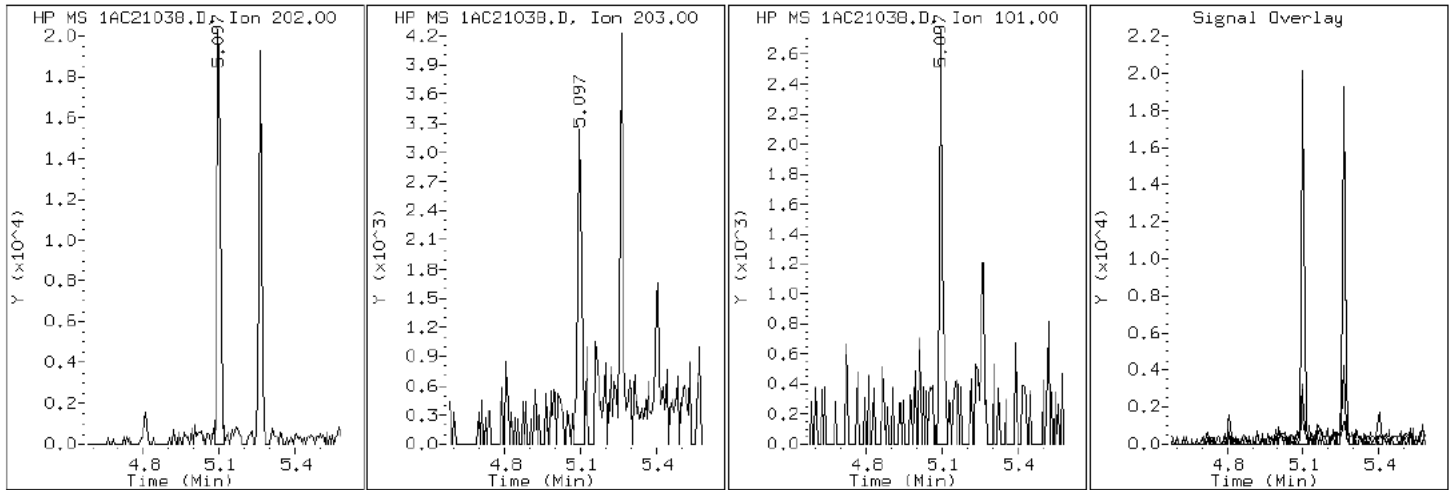
Client ID: CV0578B-CS-SP

Instrument: BSMA5973.i

Sample Info: 680-88298-a-30-a

Operator: SCC

15 Fluoranthene



Data File: 1AC21038.D

Date: 22-MAR-2013 00:31

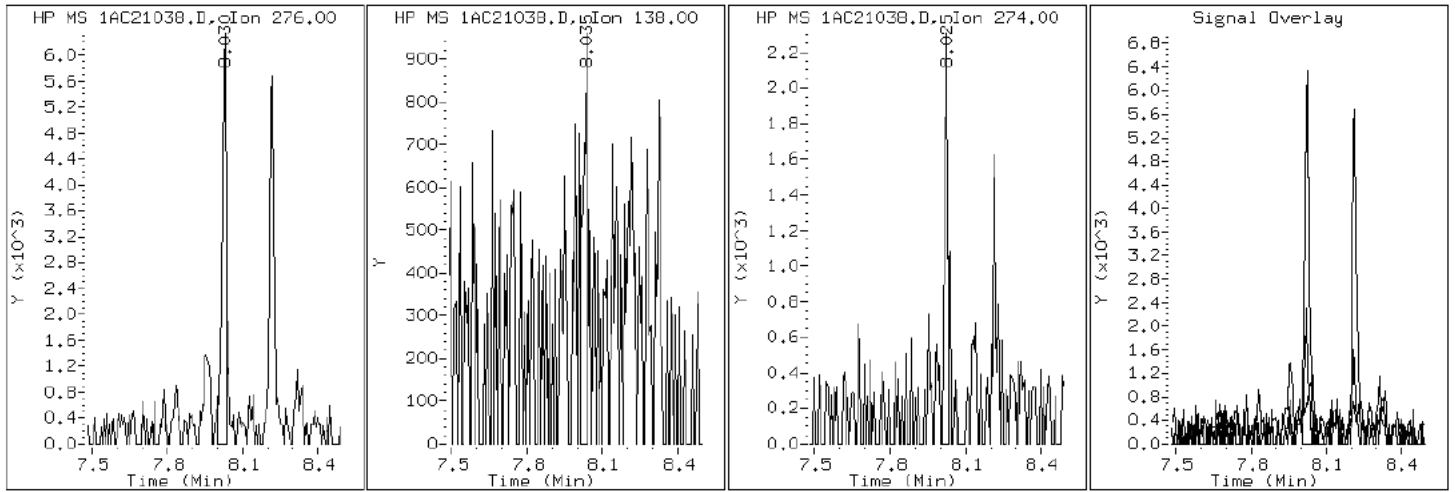
Client ID: CV0578B-CS-SP

Instrument: BSMA5973.i

Sample Info: 680-88298-a-30-a

Operator: SCC

24 Indeno(1,2,3-cd)pyrene



Data File: 1AC21038.D

Date: 22-MAR-2013 00:31

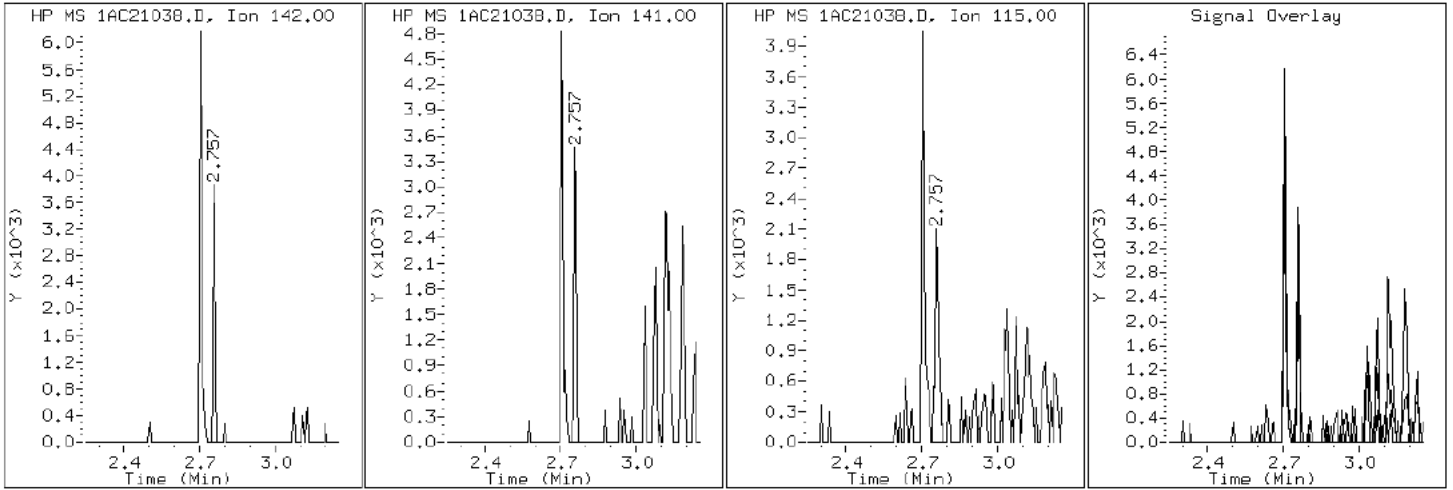
Client ID: CV0578B-CS-SP

Instrument: BSMA5973.i

Sample Info: 680-88298-a-30-a

Operator: SCC

4 1-Methylnaphthalene



Data File: 1AC21038.D

Date: 22-MAR-2013 00:31

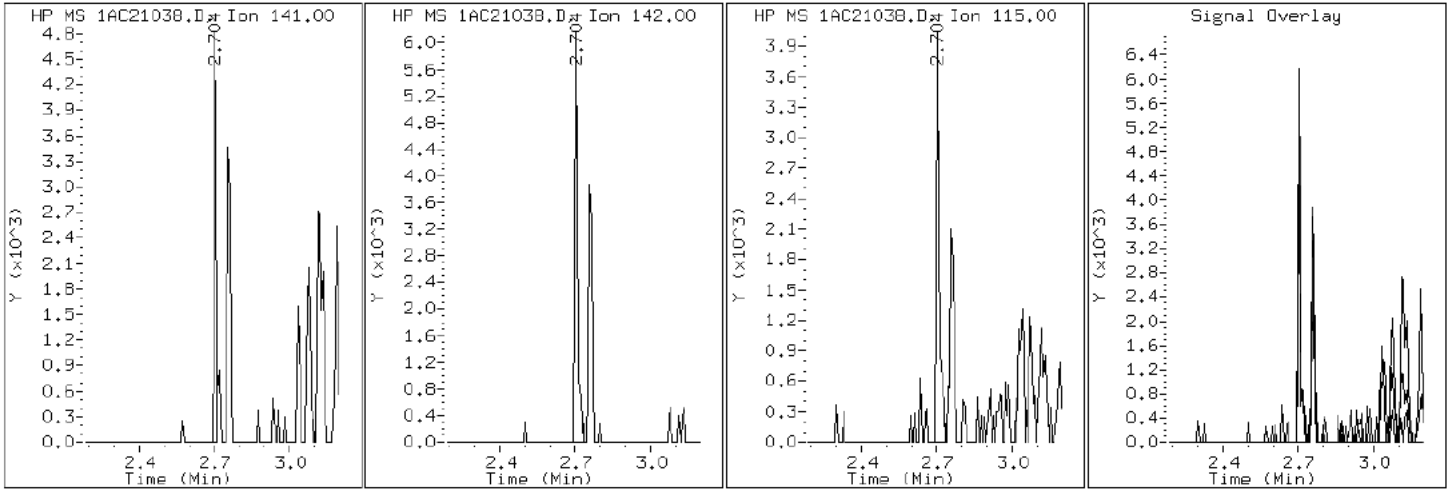
Client ID: CV0578B-CS-SP

Instrument: BSMA5973.i

Sample Info: 680-88298-a-30-a

Operator: SCC

3 2-Methylnaphthalene



Data File: 1AC21038.D

Date: 22-MAR-2013 00:31

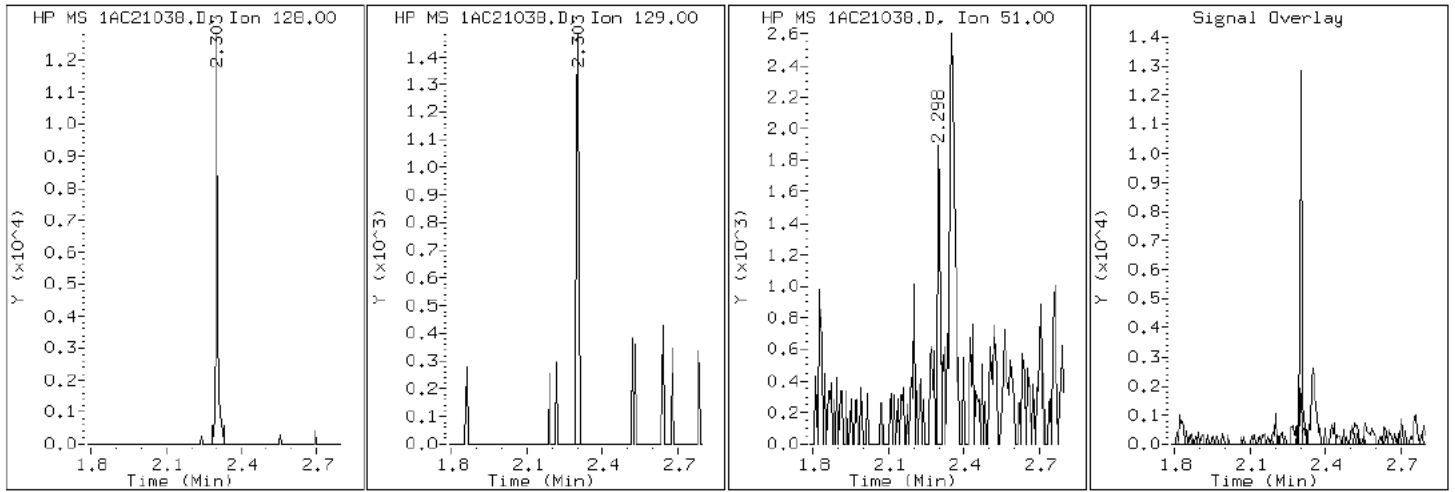
Client ID: CV0578B-CS-SP

Instrument: BSMA5973.i

Sample Info: 680-88298-a-30-a

Operator: SCC

2 Naphthalene



Data File: 1AC21038.D

Date: 22-MAR-2013 00:31

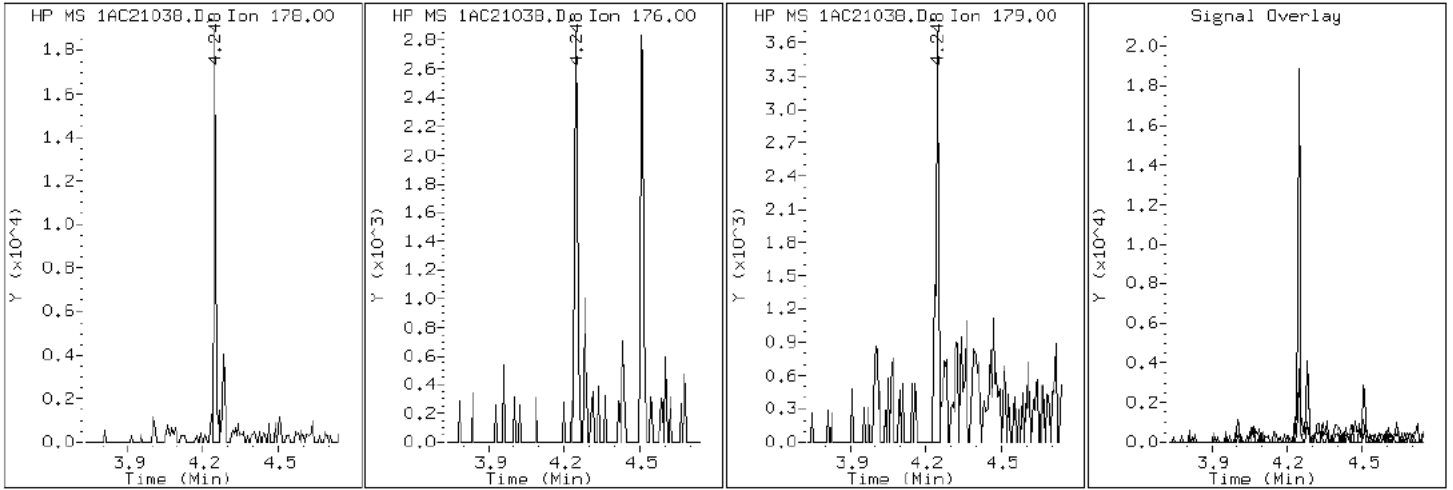
Client ID: CV0578B-CS-SP

Instrument: BSMA5973.i

Sample Info: 680-88298-a-30-a

Operator: SCC

11 Phenanthrene



Data File: 1AC21038.D

Date: 22-MAR-2013 00:31

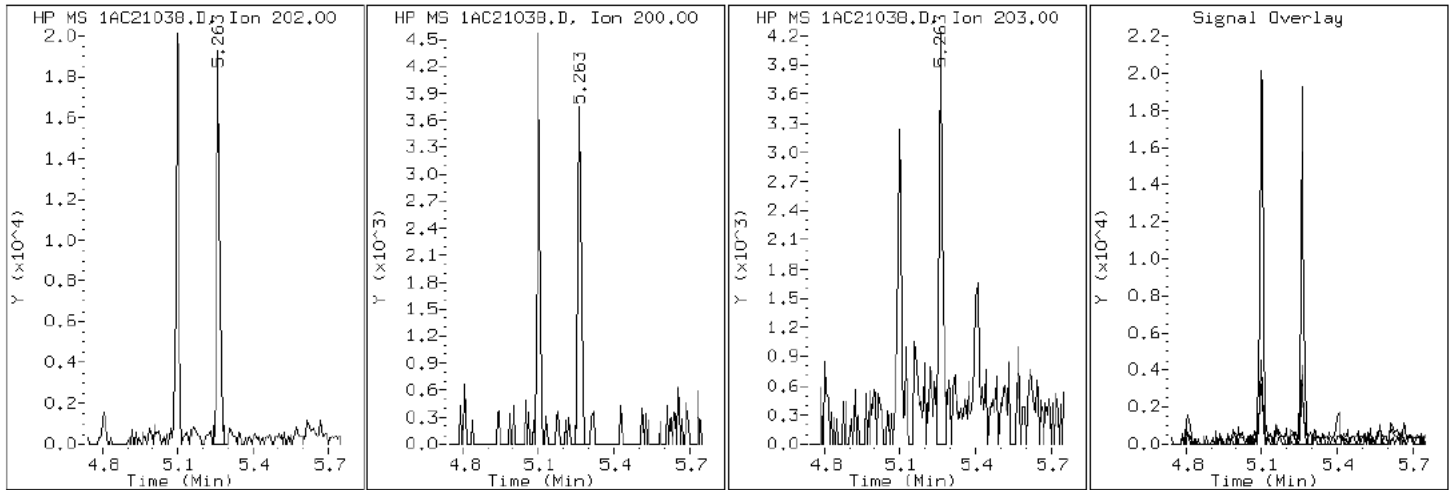
Client ID: CV0578B-CS-SP

Instrument: BSMA5973.i

Sample Info: 680-88298-a-30-a

Operator: SCC

16 Pyrene

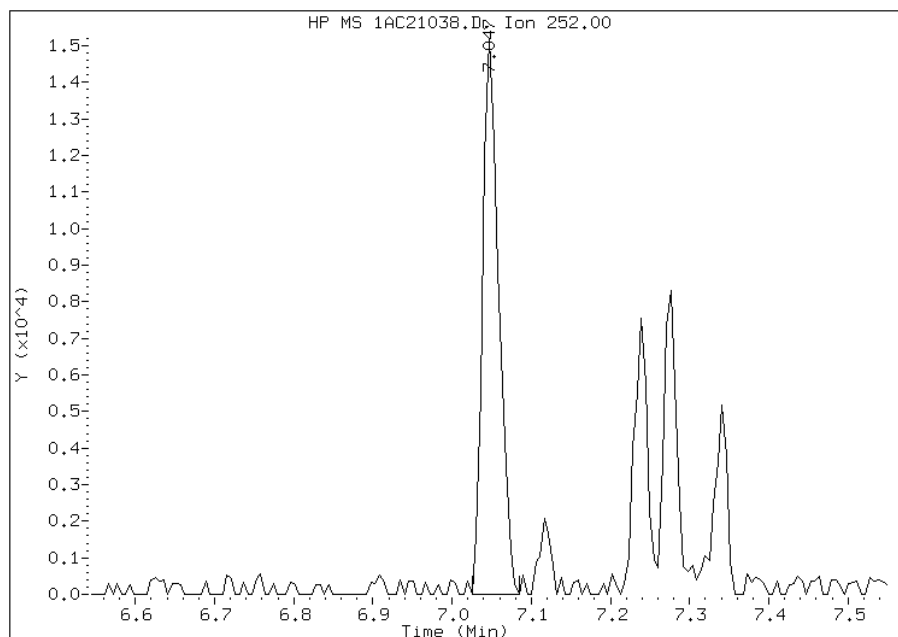


Manual Integration Report

Data File: 1AC21038.D
Inj. Date and Time: 22-MAR-2013 00:31
Instrument ID: BSMA5973.i
Client ID: CV0578B-CS-SP
Compound: 20 Benzo(b)fluoranthene
CAS #: 205-99-2
Report Date: 03/26/2013

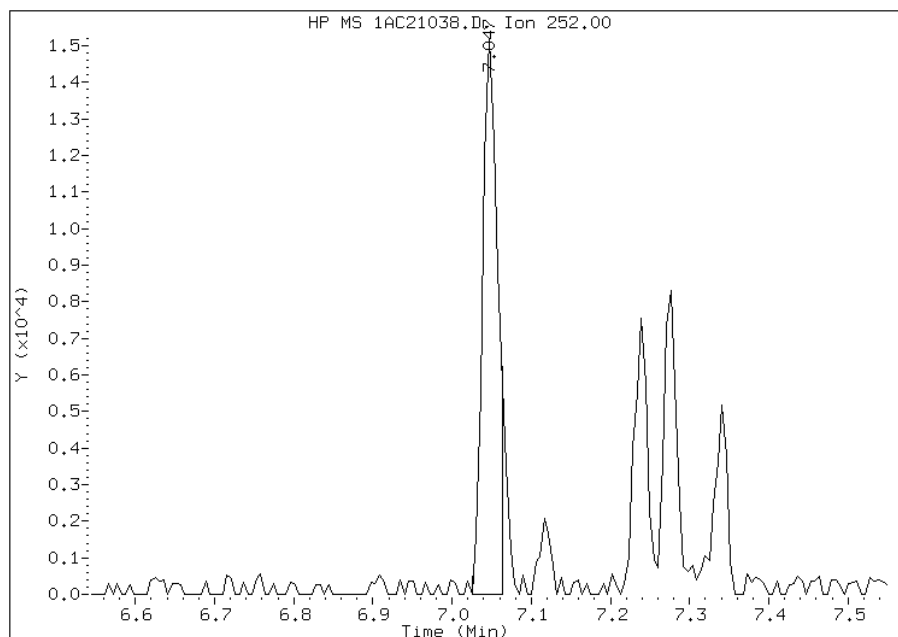
Processing Integration Results

RT: 7.05
Response: 21242
Amount: 2
Conc: 208



Manual Integration Results

RT: 7.05
Response: 19639
Amount: 2
Conc: 201



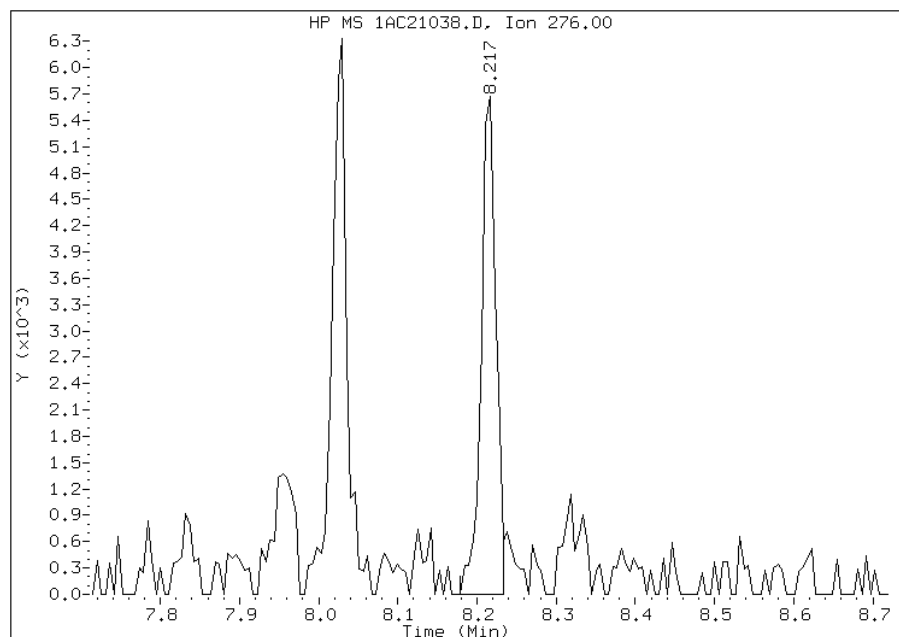
Manually Integrated By: cantins
Modification Date: 25-Mar-2013 14:05
Manual Integration Reason: Split Peak

Manual Integration Report

Data File: 1AC21038.D
Inj. Date and Time: 22-MAR-2013 00:31
Instrument ID: BSMA5973.i
Client ID: CV0578B-CS-SP
Compound: 26 Benzo(g,h,i)perylene
CAS #: 191-24-2
Report Date: 03/26/2013

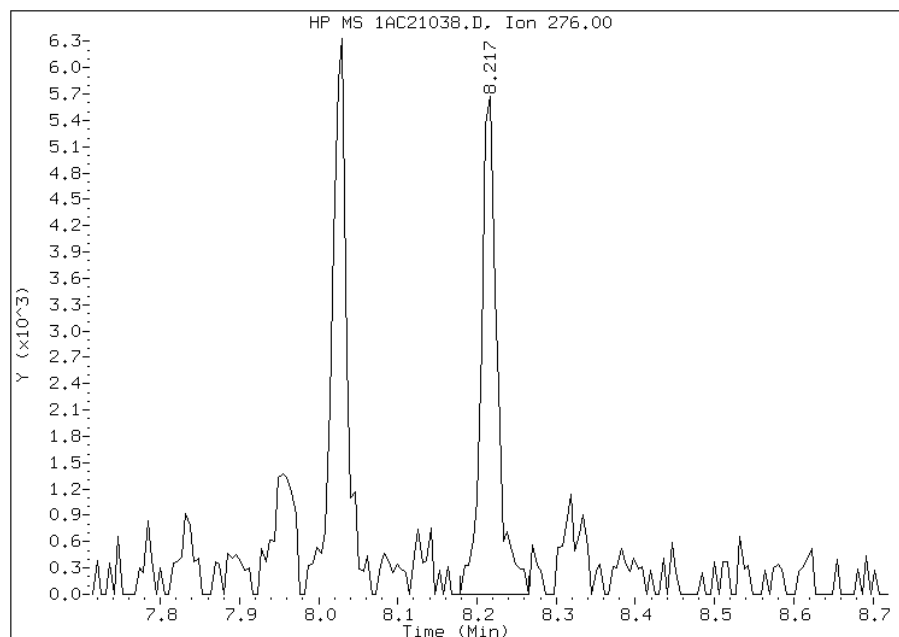
Processing Integration Results

RT: 8.22
Response: 7243
Amount: 1
Conc: 46



Manual Integration Results

RT: 8.22
Response: 7927
Amount: 1
Conc: 51



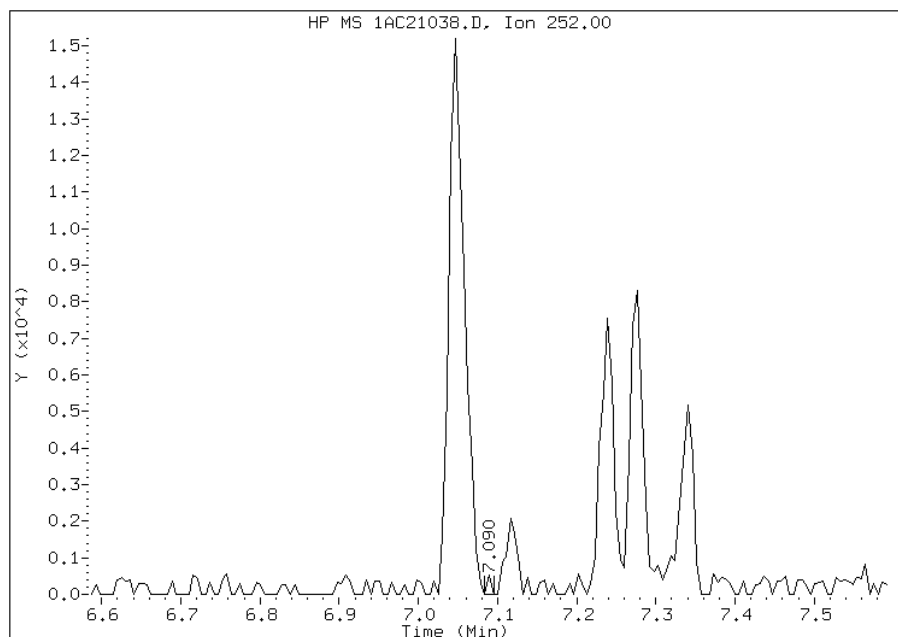
Manually Integrated By: cantins
Modification Date: 25-Mar-2013 14:06
Manual Integration Reason: Baseline Event

Manual Integration Report

Data File: 1AC21038.D
Inj. Date and Time: 22-MAR-2013 00:31
Instrument ID: BSMA5973.i
Client ID: CV0578B-CS-SP
Compound: 21 Benzo(k)fluoranthene
CAS #: 207-08-9
Report Date: 03/26/2013

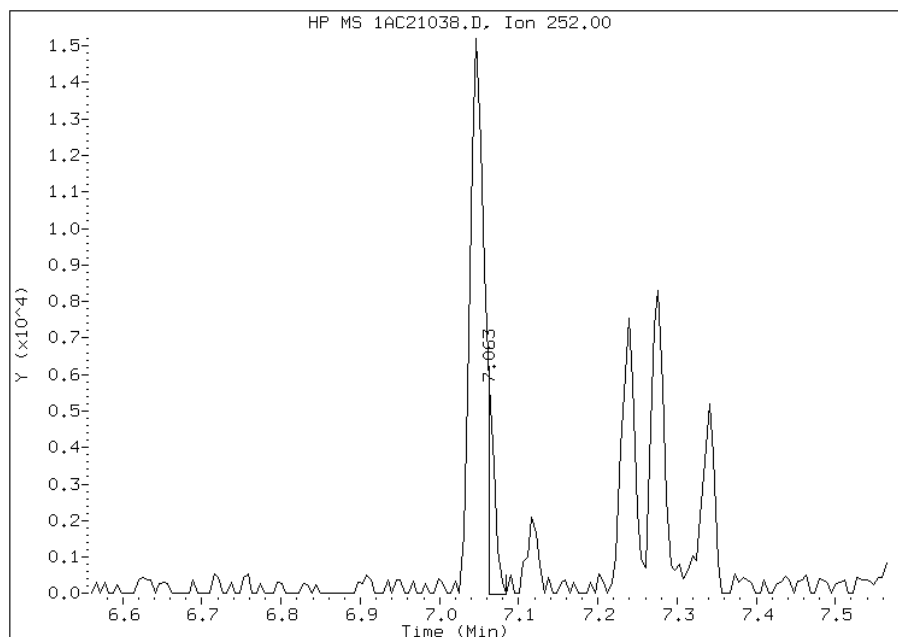
Processing Integration Results

RT: 7.09
Response: 166
Amount: 0
Conc: 1



Manual Integration Results

RT: 7.06
Response: 3476
Amount: 0
Conc: 18



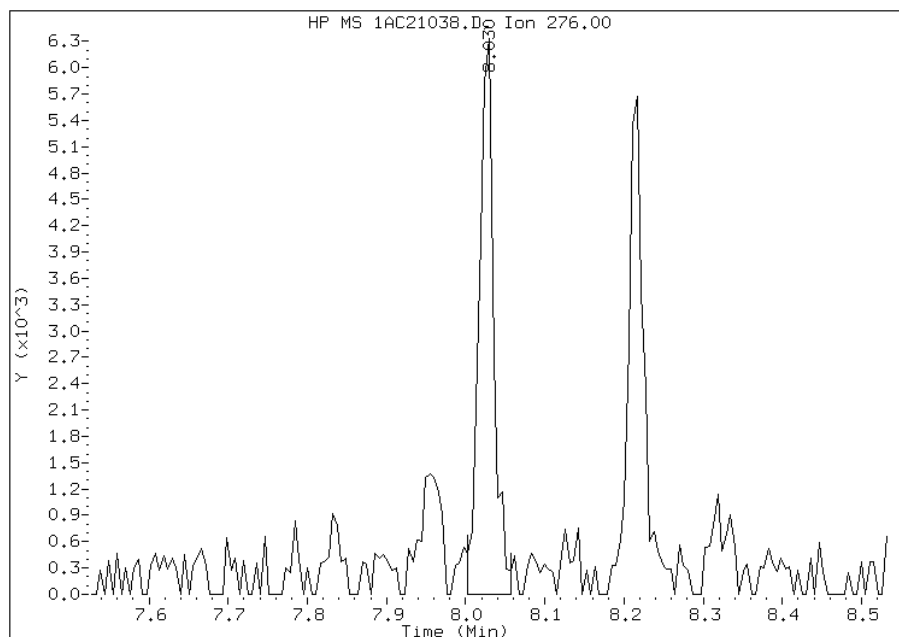
Manually Integrated By: cantins
Modification Date: 25-Mar-2013 14:06
Manual Integration Reason: Baseline Event

Manual Integration Report

Data File: 1AC21038.D
Inj. Date and Time: 22-MAR-2013 00:31
Instrument ID: BSMA5973.i
Client ID: CV0578B-CS-SP
Compound: 24 Indeno(1,2,3-cd)pyrene
CAS #: 193-39-5
Report Date: 03/26/2013

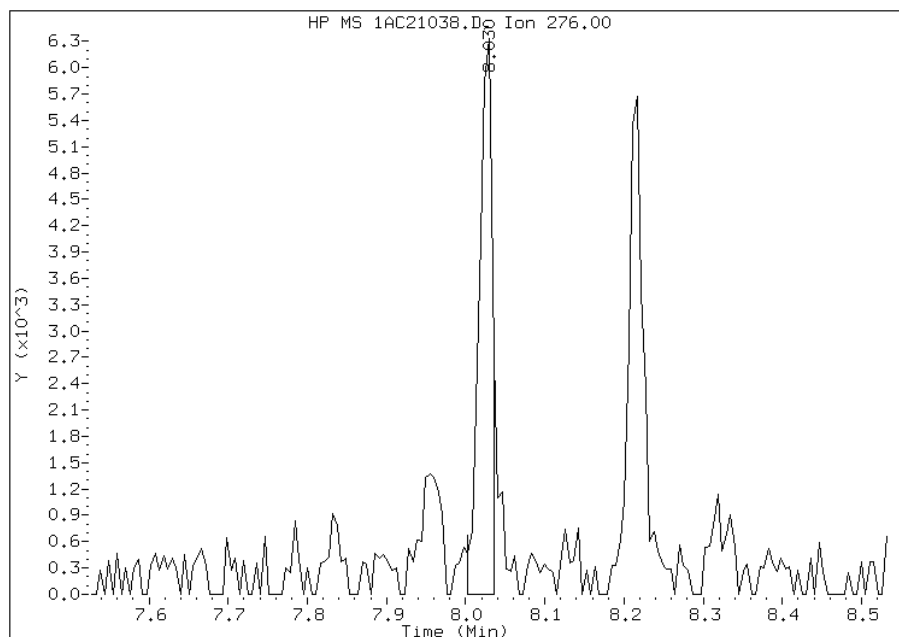
Processing Integration Results

RT: 8.03
Response: 8049
Amount: 1
Conc: 52



Manual Integration Results

RT: 8.03
Response: 7146
Amount: 1
Conc: 46



Manually Integrated By: cantins
Modification Date: 25-Mar-2013 14:06
Manual Integration Reason: Split Peak

FORM I
GC/MS SEMI VOA ORGANICS ANALYSIS DATA SHEET

Lab Name: TestAmerica Tampa Job No.: 680-88298-2
 SDG No.: 68088298-2
 Client Sample ID: CV0579A-CS-SP Lab Sample ID: 680-88298-31
 Matrix: Solid Lab File ID: 1CC25030.D
 Analysis Method: 8270C LL Date Collected: 03/12/2013 15:05
 Extract. Method: 3546 Date Extracted: 03/20/2013 08:31
 Sample wt/vol: 15.09(g) Date Analyzed: 03/25/2013 20:54
 Con. Extract Vol.: 1(mL) Dilution Factor: 1
 Injection Volume: 1(uL) Level: (low/med) Low
 % Moisture: 21.4 GPC Cleanup: (Y/N) N
 Analysis Batch No.: 135753 Units: ug/Kg

CAS NO.	COMPOUND NAME	RESULT	Q	RL	MDL
83-32-9	Acenaphthene	53	J	130	25
208-96-8	Acenaphthylene	88		51	6.3
120-12-7	Anthracene	300		11	5.3
56-55-3	Benzo[a]anthracene	1200		10	4.9
50-32-8	Benzo[a]pyrene	1200		13	6.6
205-99-2	Benzo[b]fluoranthene	1900		15	7.7
191-24-2	Benzo[g,h,i]perylene	760		25	5.6
207-08-9	Benzo[k]fluoranthene	580		10	4.6
218-01-9	Chrysene	1200		11	5.7
53-70-3	Dibenz(a,h)anthracene	230		25	5.2
206-44-0	Fluoranthene	2200		25	5.1
86-73-7	Fluorene	57		25	5.2
193-39-5	Indeno[1,2,3-cd]pyrene	670		25	9.0
90-12-0	1-Methylnaphthalene	83		51	5.6
91-57-6	2-Methylnaphthalene	110		51	9.0
91-20-3	Naphthalene	110		51	5.6
85-01-8	Phenanthrene	1000		10	4.9
129-00-0	Pyrene	2300		25	4.7

CAS NO.	SURROGATE	%REC	Q	LIMITS
84-15-1	o-Terphenyl	67		30-130

TestAmerica Laboratories

Semivolatiles 8270C low level PAH

Data file : \\tam-chemsvr\chem\SM\BSMC5973.i\1C032513.b\1CC25030.D
 Lab Smp Id: 680-88298-A-31-A Client Smp ID: CV0579A-CS-SP
 Inj Date : 25-MAR-2013 20:54
 Operator : SCC Inst ID: BSMC5973.i
 Smp Info : 680-88298-A-31-A
 Misc Info : 680-88298-A-31-A
 Comment :
 Method : \\tam-chemsvr\chem\SM\BSMC5973.i\1C032513.b\a-bFASTPAHi-m.m
 Meth Date : 25-Mar-2013 12:48 cantins Quant Type: ISTD
 Cal Date : 22-FEB-2013 13:48 Cal File: 1CB22009.D
 Als bottle: 30
 Dil Factor: 1.00000
 Integrator: HP RTE Compound Sublist: pah.sub
 Target Version: 4.14
 Processing Host: TAM1000

Concentration Formula:

$$\text{Amt} * \text{DF} * 1/\text{Vi} * \text{Vt}/\text{Ws} * 100/(100 - \text{M}) * \text{A} * \text{B} * \text{C} * \text{D} * \text{GPC} * \text{CpndVariable}$$

Name	Value	Description
DF	1.000	Dilution Factor
Vi	1.000	Injection Volume
Vt	1.000	Final Volume
Ws	15.090	Weight Extracted
M	21.364	% Moisture
A	1000.000	uL to mL conversion
B	1000.000	g to kg conversion
C	0.00100	ng to ug conversion
D	1.000	ug to mg conversion(value = 1 if no conv)
GPC	1.000	GPC FACTOR
Cpnd Variable		Local Compound Variable

Compounds	QUANT	SIG	RT	EXP RT	REL RT	RESPONSE	CONCENTRATIONS	
							ON-COLUMN (ug/ml)	FINAL (ug/Kg)
* 1 Naphthalene-d8	136		3.733	3.733	(1.000)	896812	40.0000	
* 6 Acenaphthene-d10	164		4.821	4.821	(1.000)	739022	40.0000	
* 10 Phenanthrene-d10	188		5.768	5.768	(1.000)	1322833	40.0000	
\$ 14 o-Terphenyl	230		6.021	6.021	(1.044)	134404	6.72944	567.1134
* 18 Chrysene-d12	240		7.715	7.715	(1.000)	1390598	40.0000	
* 23 Perylene-d12	264		8.898	8.898	(1.000)	1267093	40.0000	
2 Naphthalene	128		3.745	3.745	(1.003)	29638	1.26943	106.9796
3 2-Methylnaphthalene	142		4.174	4.174	(1.118)	20773	1.33385	112.4079
4 1-Methylnaphthalene	142		4.233	4.233	(1.134)	13922	0.98153	82.7170
5 Acenaphthylene	152		4.733	4.733	(0.982)	31089	1.04343	87.9333
7 Acenaphthene	154		4.839	4.839	(1.004)	11582	0.62540	52.7047
9 Fluorene	166		5.163	5.162	(1.071)	15916	0.67956	57.2689
11 Phenanthrene	178		5.786	5.786	(1.003)	457713	11.9662	1008.4329
12 Anthracene	178		5.821	5.821	(1.009)	134009	3.58229	301.8920

Compounds	QUANT SIG	RT	EXP RT	REL RT	RESPONSE	CONCENTRATIONS	
						ON-COLUMN (ug/ml)	FINAL (ug/Kg)
13 Carbazole	167	5.927	5.927 (1.028)		43130	1.29700	109.3023
15 Fluoranthene	202	6.621	6.621 (1.148)		1100037	26.2608	2213.0896
16 Pyrene	202	6.792	6.792 (0.880)		1001582	26.8015	2258.6575
17 Benzo(a)anthracene	228	7.704	7.703 (0.998)		573156	14.2806	1203.4735
19 Chrysene	228	7.733	7.733 (1.002)		577272	14.3723	1211.2062
20 Benzo(b)fluoranthene	252	8.551	8.550 (0.961)		757289	22.8693	1927.2705(M)
21 Benzo(k)fluoranthene	252	8.568	8.574 (0.963)		235470	6.93177	584.1642(QM)
22 Benzo(a)pyrene	252	8.845	8.845 (0.994)		468408	14.5629	1227.2685
24 Indeno(1,2,3-cd)pyrene	276	10.062	10.062 (1.131)		240883	7.96108	670.9073(M)
25 Dibenzo(a,h)anthracene	278	10.074	10.080 (1.132)		81935	2.76843	233.3052
26 Benzo(g,h,i)perylene	276	10.415	10.415 (1.171)		285006	9.00437	758.8288

QC Flag Legend

- Q - Qualifier signal failed the ratio test.
- M - Compound response manually integrated.

Data File: 1CC25030.D

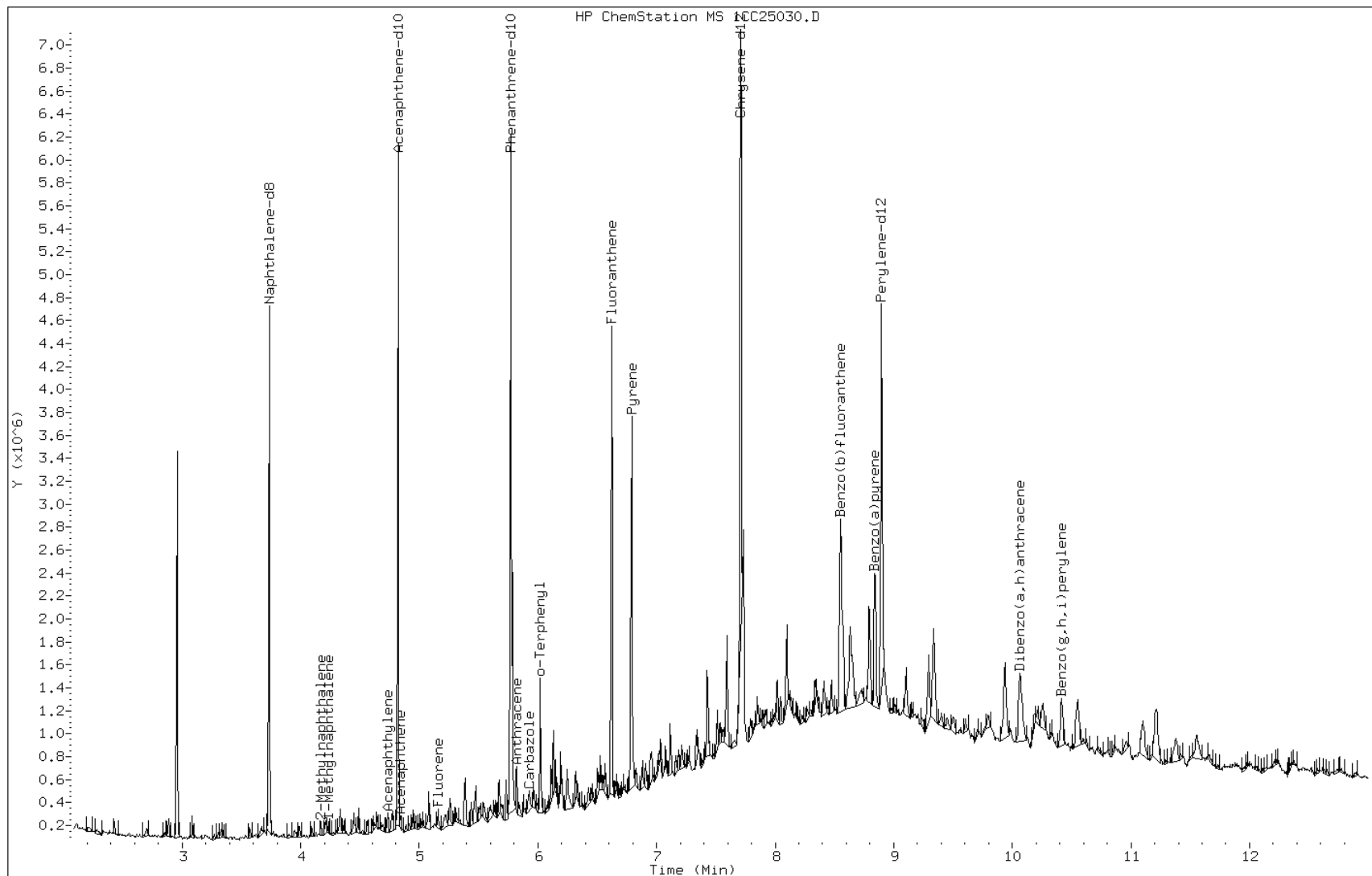
Date: 25-MAR-2013 20:54

Client ID: CV0579A-CS-SP

Instrument: BSMC5973.i

Sample Info: 680-88298-A-31-A

Operator: SCC



Data File: 1CC25030.D

Date: 25-MAR-2013 20:54

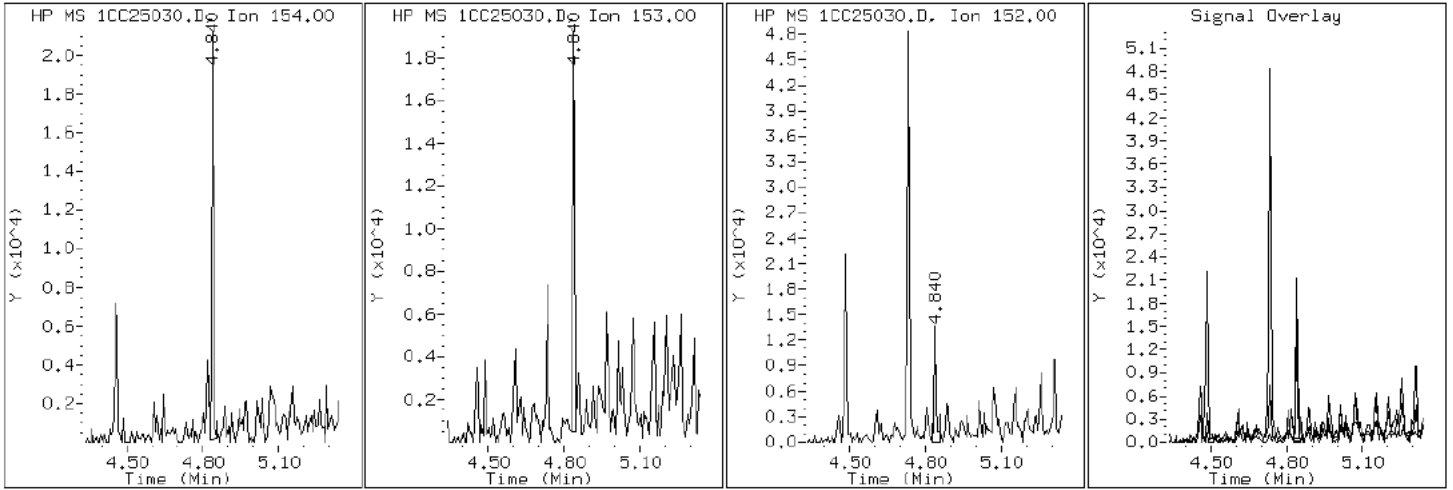
Client ID: CV0579A-CS-SP

Instrument: BSMC5973.i

Sample Info: 680-88298-A-31-A

Operator: SCC

7 Acenaphthene



Data File: 1CC25030.D

Date: 25-MAR-2013 20:54

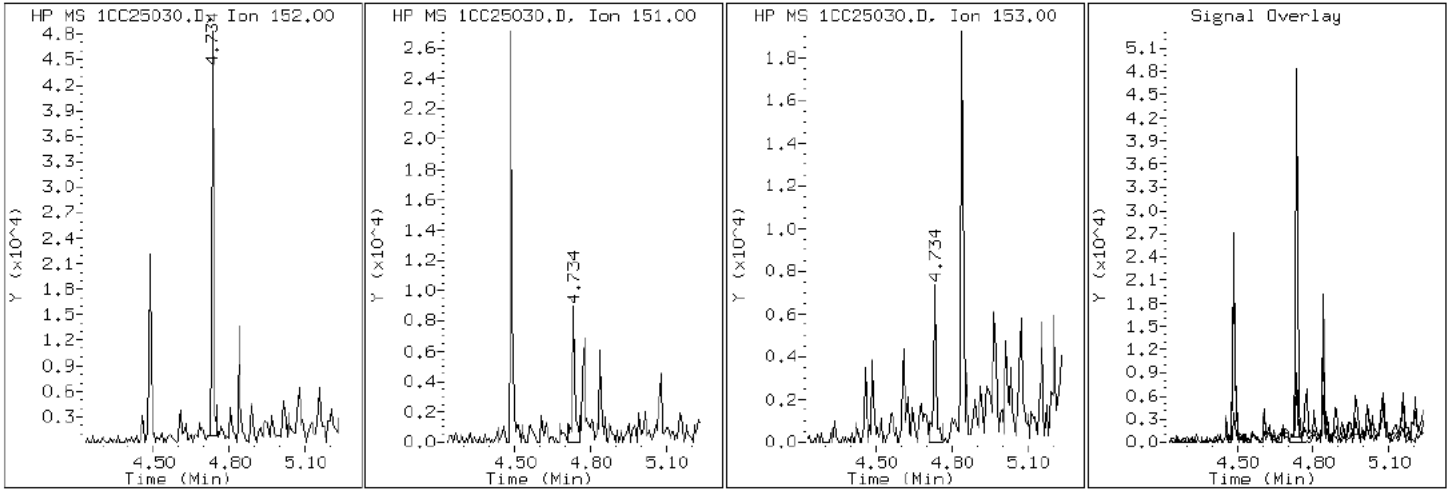
Client ID: CV0579A-CS-SP

Instrument: BSMC5973.i

Sample Info: 680-88298-A-31-A

Operator: SCC

5 Acenaphthylene



Data File: 1CC25030.D

Date: 25-MAR-2013 20:54

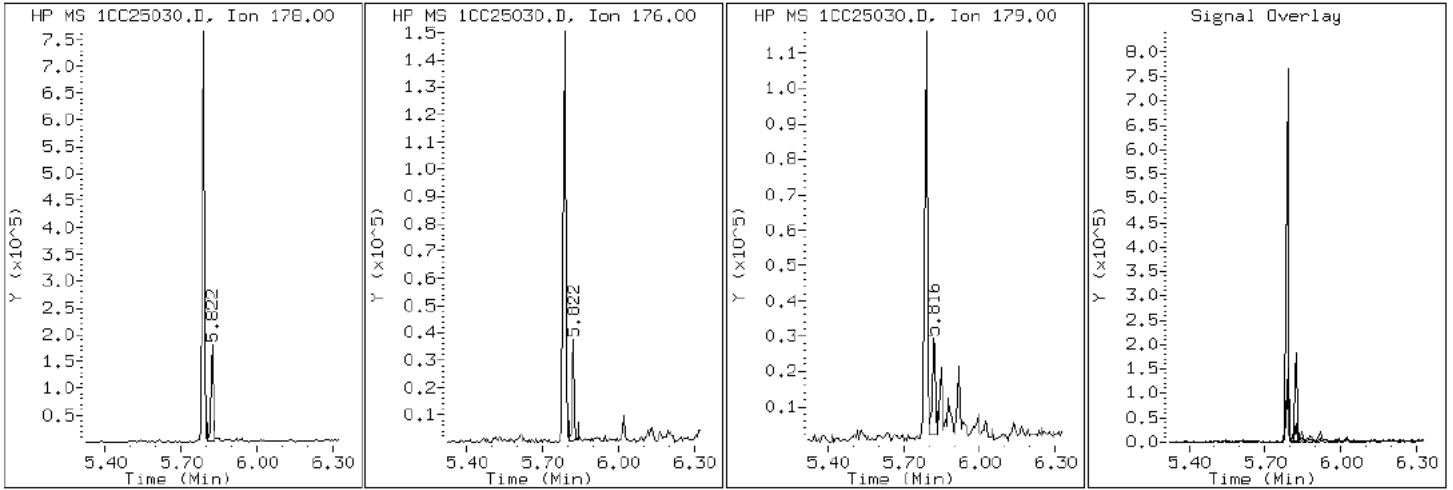
Client ID: CV0579A-CS-SP

Instrument: BSMC5973.i

Sample Info: 680-88298-A-31-A

Operator: SCC

12 Anthracene



Data File: 1CC25030.D

Date: 25-MAR-2013 20:54

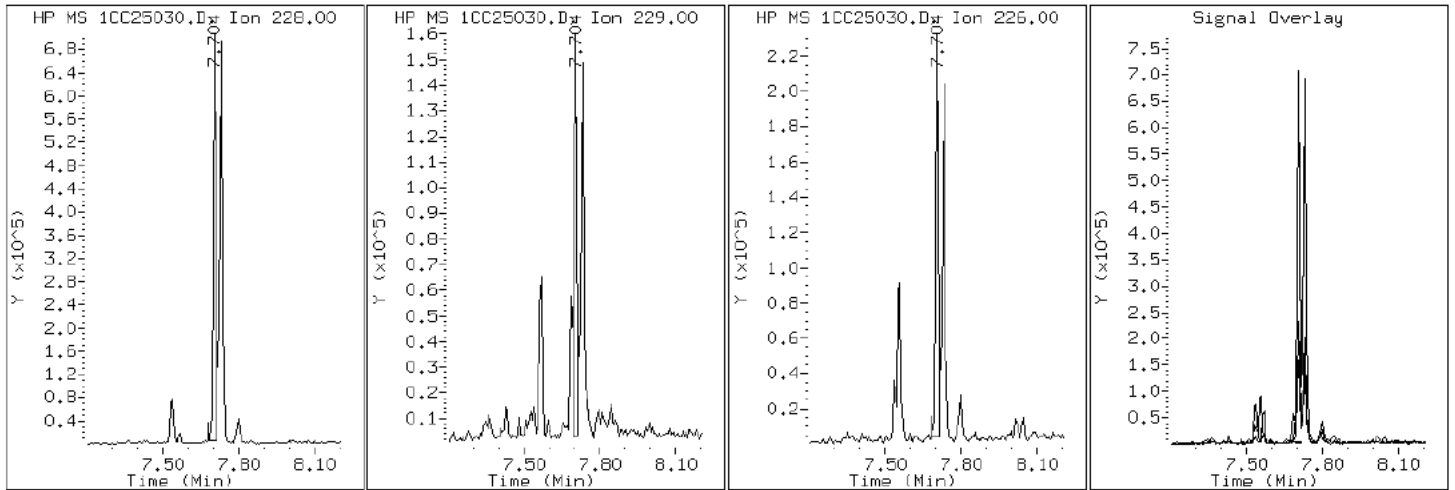
Client ID: CV0579A-CS-SP

Instrument: BSMC5973.i

Sample Info: 680-88298-A-31-A

Operator: SCC

17 Benzo(a)anthracene



Data File: 1CC25030.D

Date: 25-MAR-2013 20:54

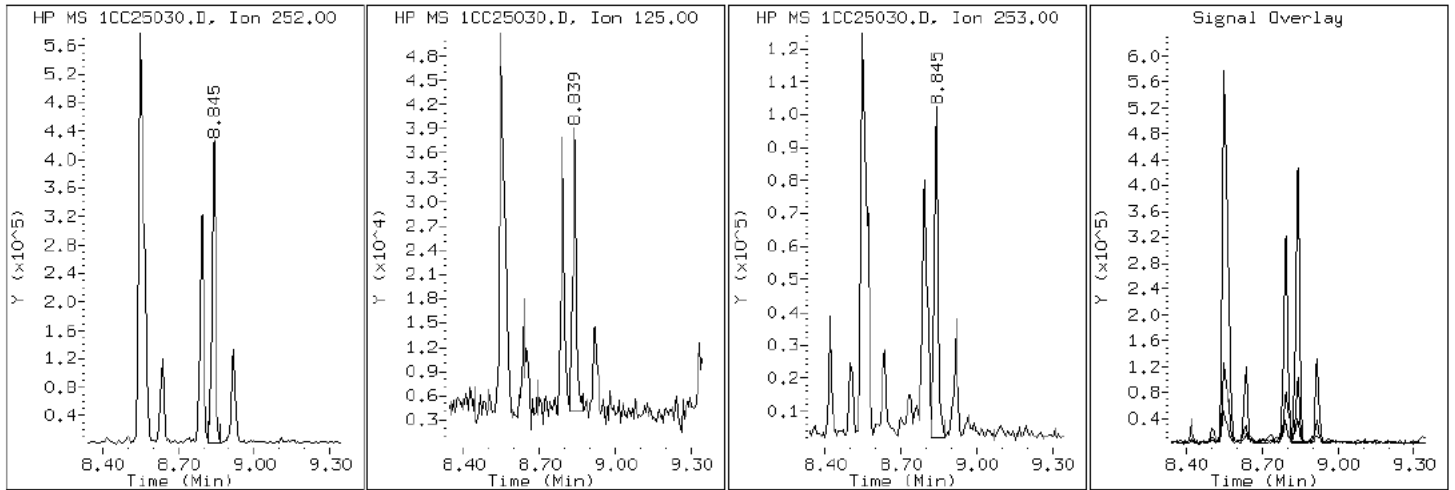
Client ID: CV0579A-CS-SP

Instrument: BSMC5973.i

Sample Info: 680-88298-A-31-A

Operator: SCC

22 Benzo(a)pyrene



Data File: 1CC25030.D

Date: 25-MAR-2013 20:54

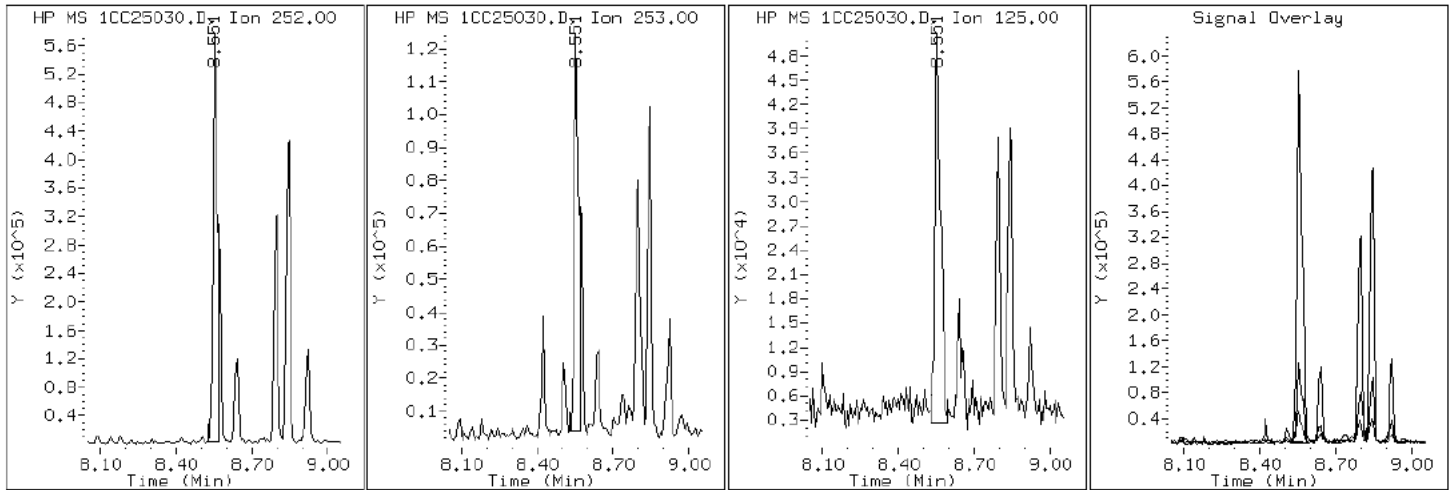
Client ID: CV0579A-CS-SP

Instrument: BSMC5973.i

Sample Info: 680-88298-A-31-A

Operator: SCC

20 Benzo (b) fluoranthene



Data File: 1CC25030.D

Date: 25-MAR-2013 20:54

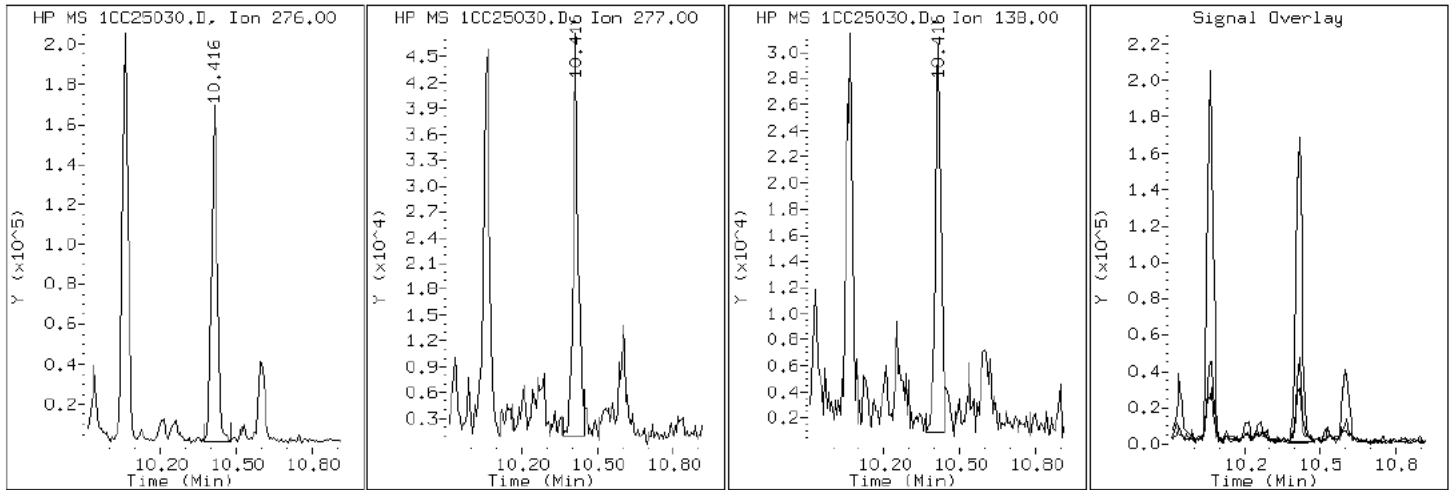
Client ID: CV0579A-CS-SP

Instrument: BSMC5973.i

Sample Info: 680-88298-A-31-A

Operator: SCC

26 Benzo(g,h,i)perylene



Data File: 1CC25030.D

Date: 25-MAR-2013 20:54

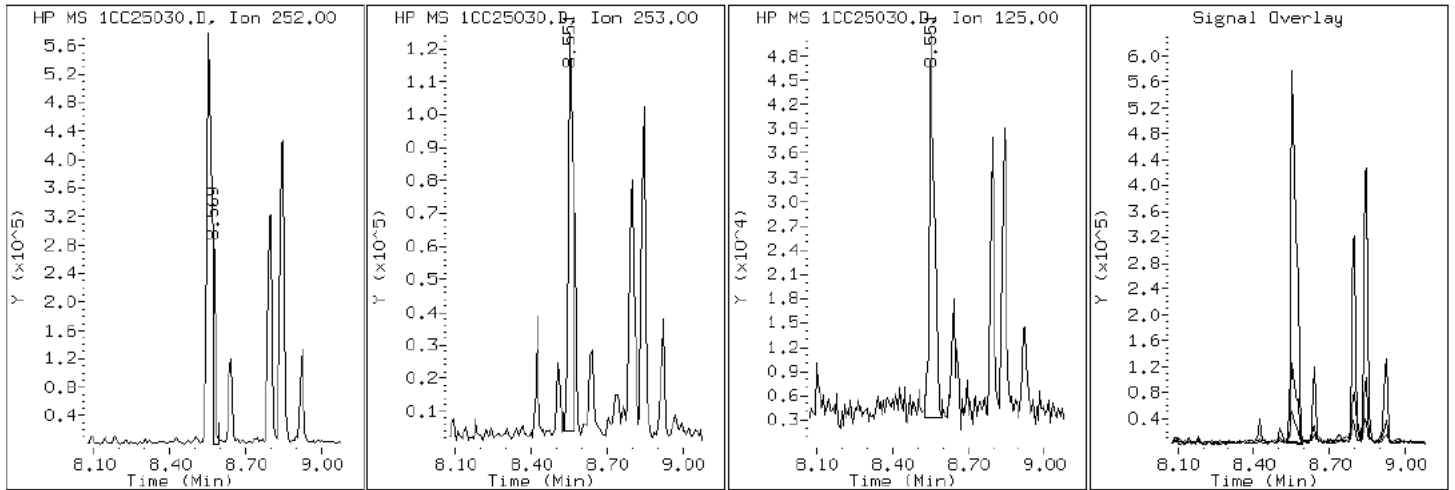
Client ID: CV0579A-CS-SP

Instrument: BSMC5973.i

Sample Info: 680-88298-A-31-A

Operator: SCC

21 Benzo(k)fluoranthene



Data File: 1CC25030.D

Date: 25-MAR-2013 20:54

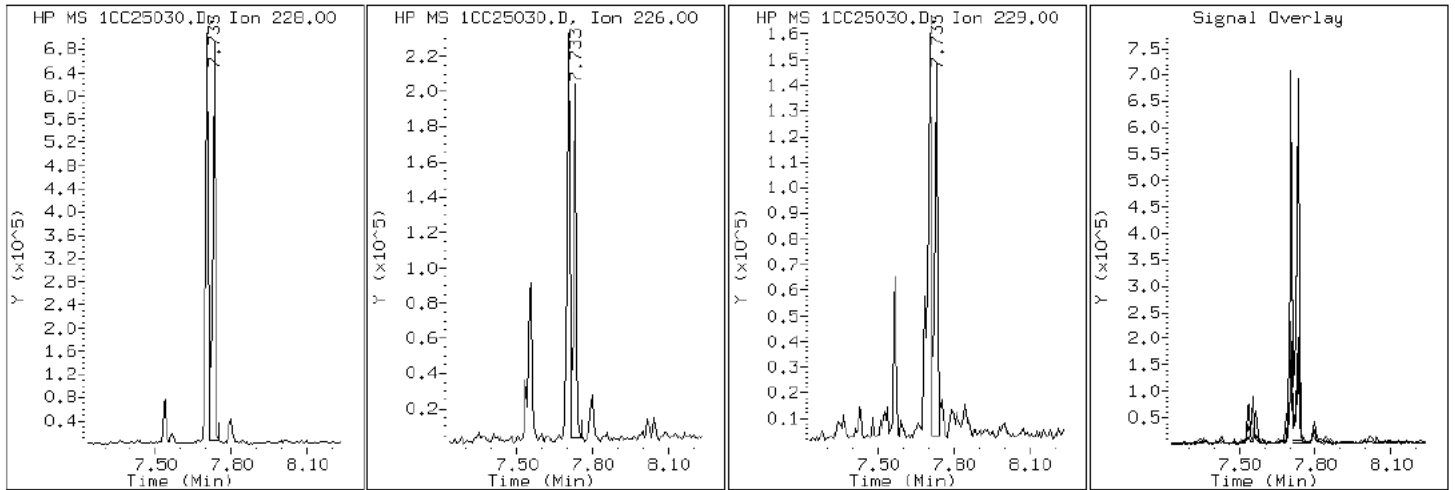
Client ID: CV0579A-CS-SP

Instrument: BSMC5973.i

Sample Info: 680-88298-A-31-A

Operator: SCC

19 Chrysene



Data File: 1CC25030.D

Date: 25-MAR-2013 20:54

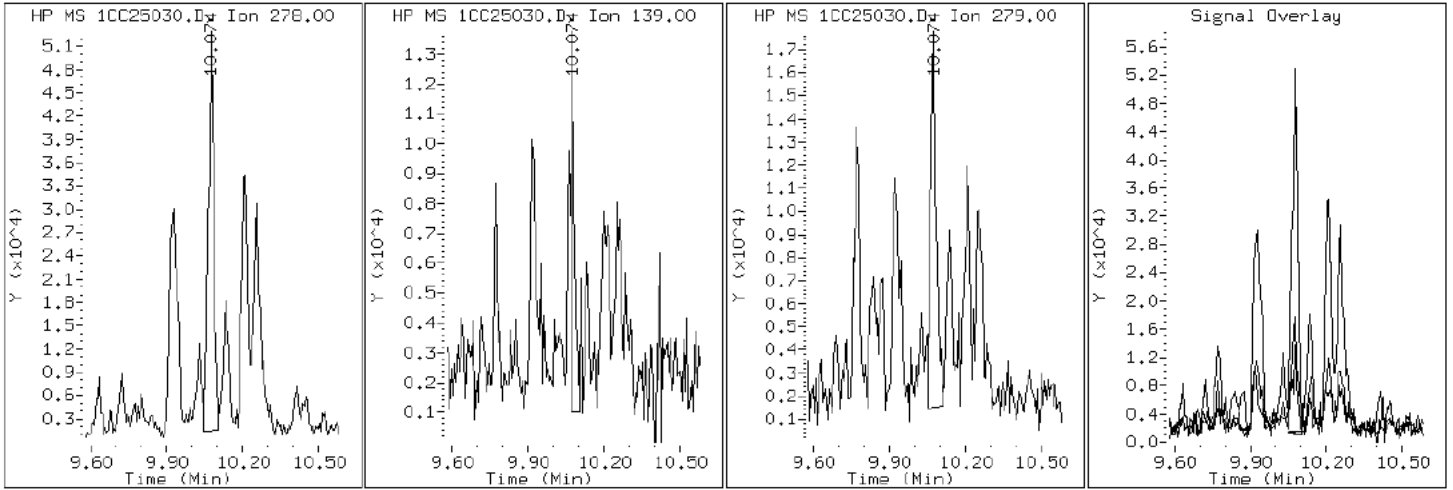
Client ID: CV0579A-CS-SP

Instrument: BSMC5973.i

Sample Info: 680-88298-A-31-A

Operator: SCC

25 Dibenzo (a,h) anthracene



Data File: 1CC25030.D

Date: 25-MAR-2013 20:54

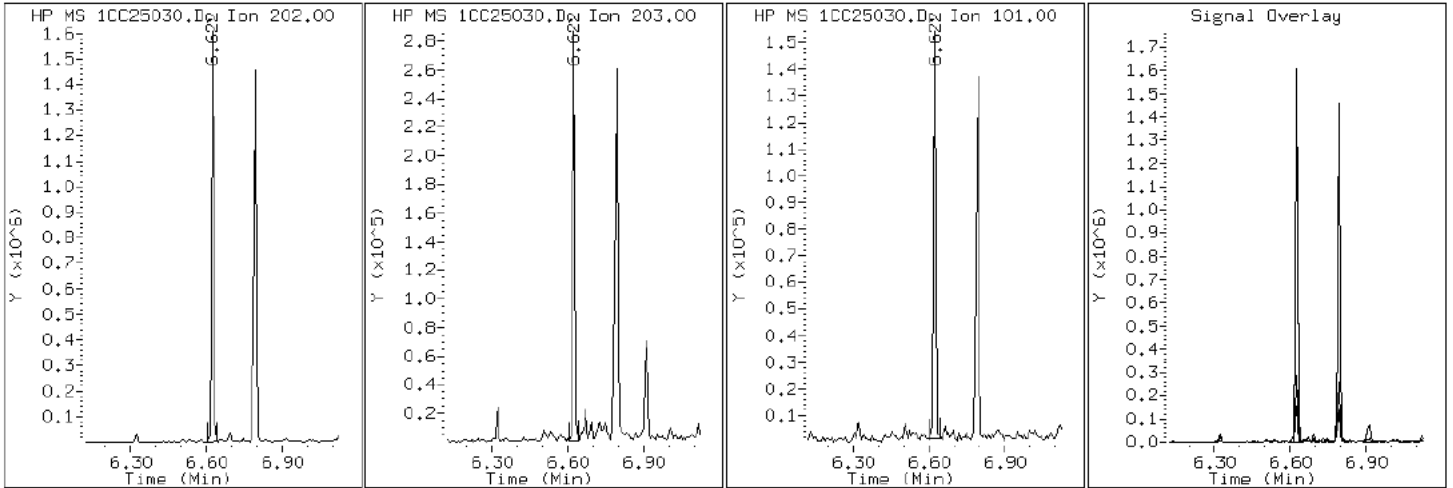
Client ID: CV0579A-CS-SP

Instrument: BSMC5973.i

Sample Info: 680-88298-A-31-A

Operator: SCC

15 Fluoranthene



Data File: 1CC25030.D

Date: 25-MAR-2013 20:54

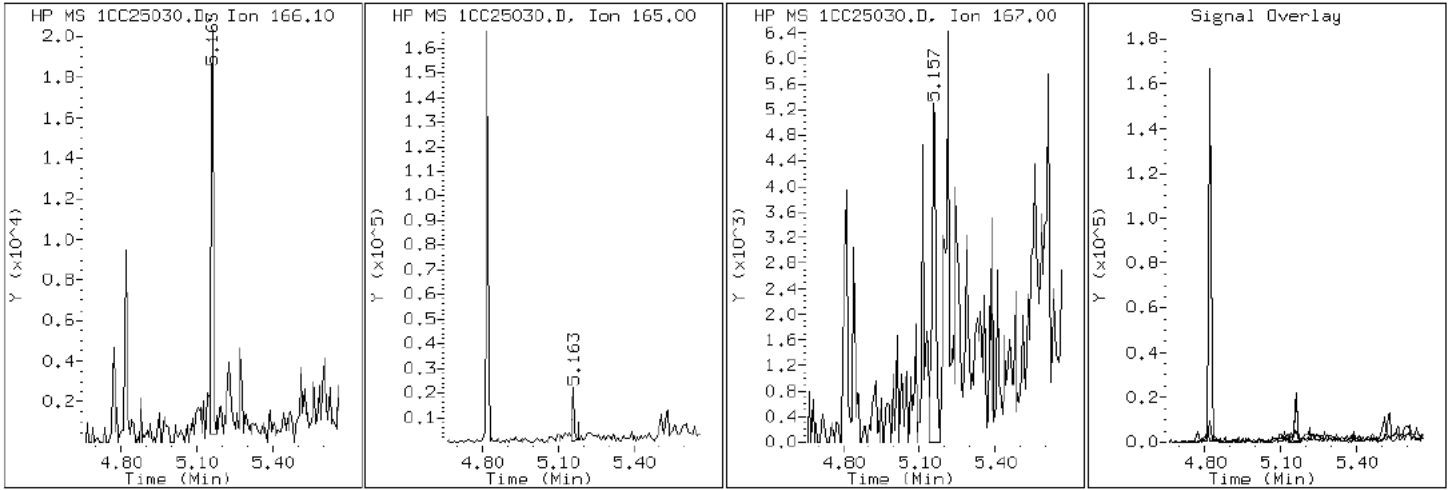
Client ID: CV0579A-CS-SP

Instrument: BSMC5973.i

Sample Info: 680-88298-A-31-A

Operator: SCC

9 Fluorene



Data File: 1CC25030.D

Date: 25-MAR-2013 20:54

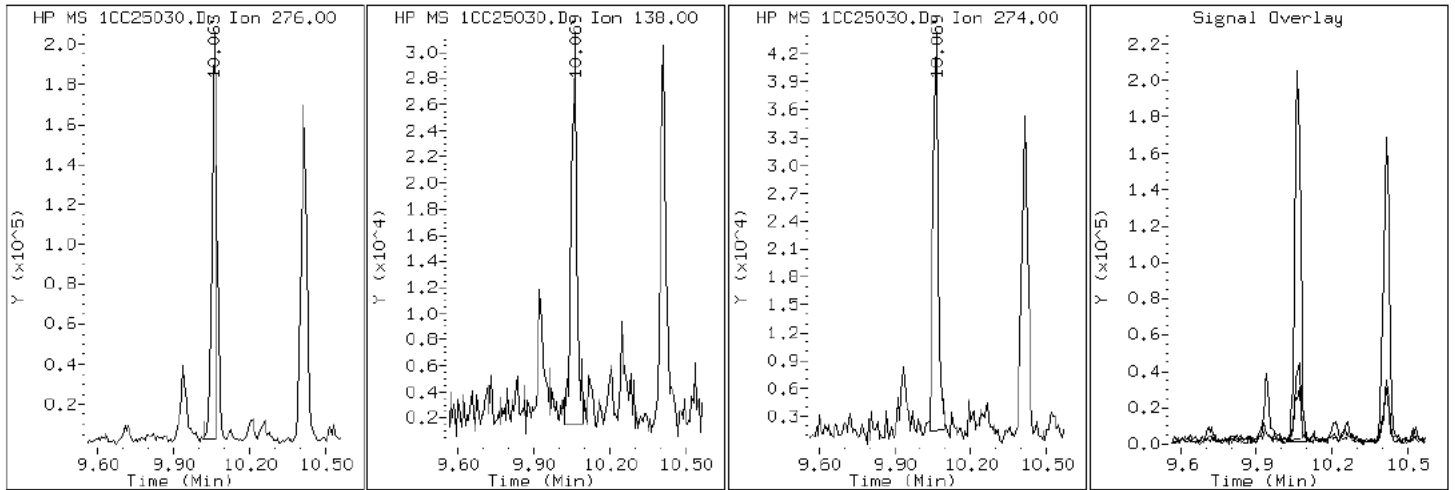
Client ID: CV0579A-CS-SP

Instrument: BSMC5973.i

Sample Info: 680-88298-A-31-A

Operator: SCC

24 Indeno(1,2,3-cd)pyrene



Data File: 1CC25030.D

Date: 25-MAR-2013 20:54

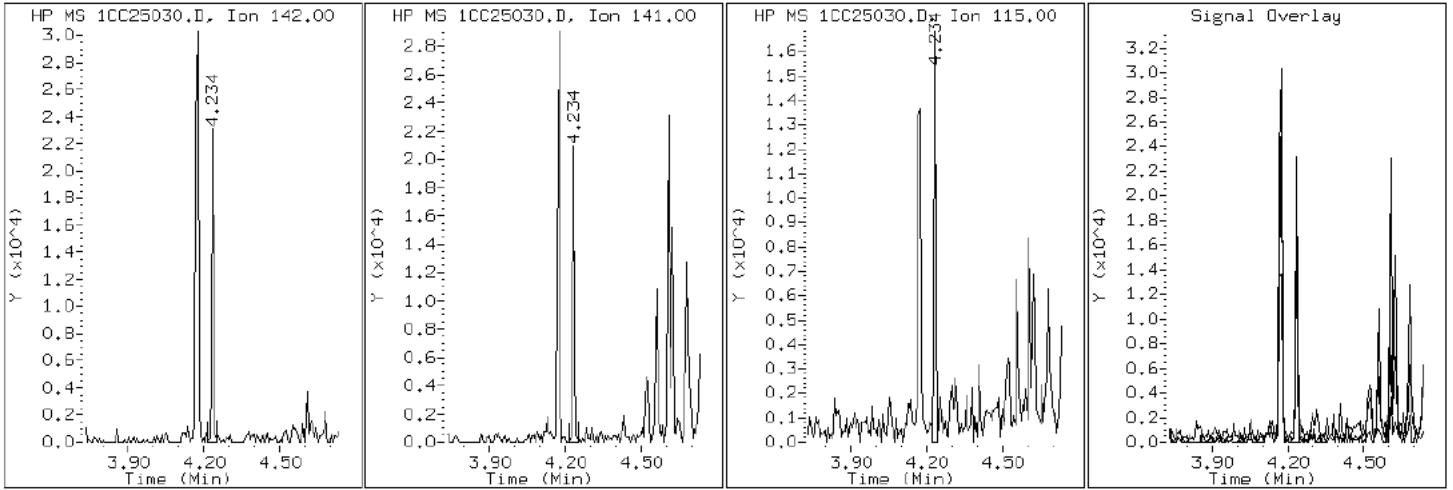
Client ID: CV0579A-CS-SP

Instrument: BSMC5973.i

Sample Info: 680-88298-A-31-A

Operator: SCC

4 1-Methylnaphthalene



Data File: 1CC25030.D

Date: 25-MAR-2013 20:54

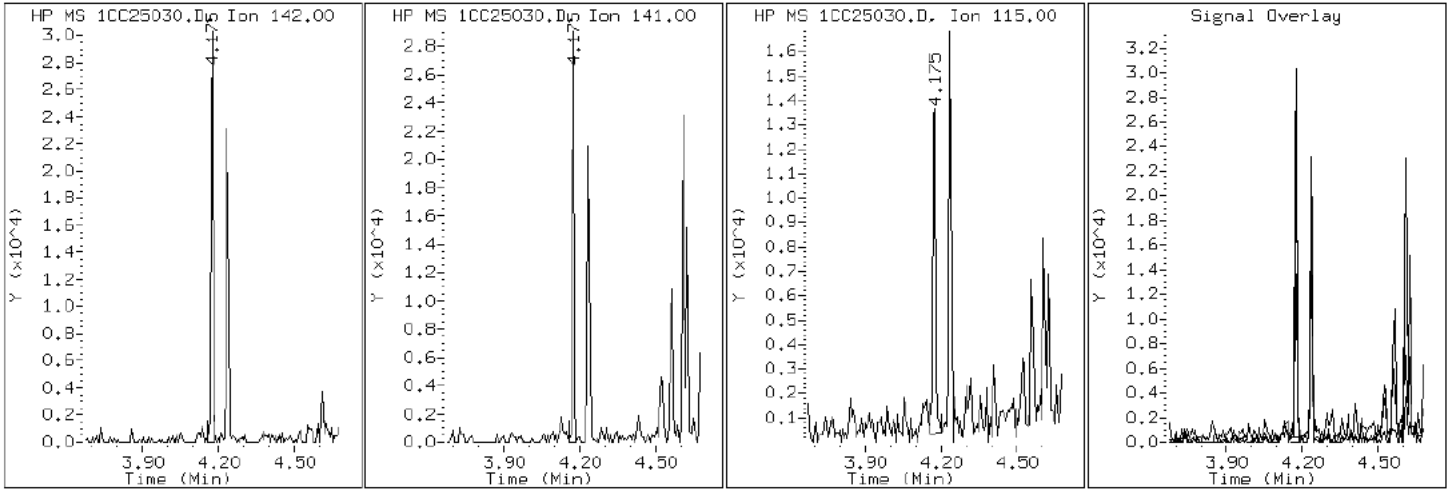
Client ID: CV0579A-CS-SP

Instrument: BSMC5973.i

Sample Info: 680-88298-A-31-A

Operator: SCC

3 2-Methylnaphthalene



Data File: 1CC25030.D

Date: 25-MAR-2013 20:54

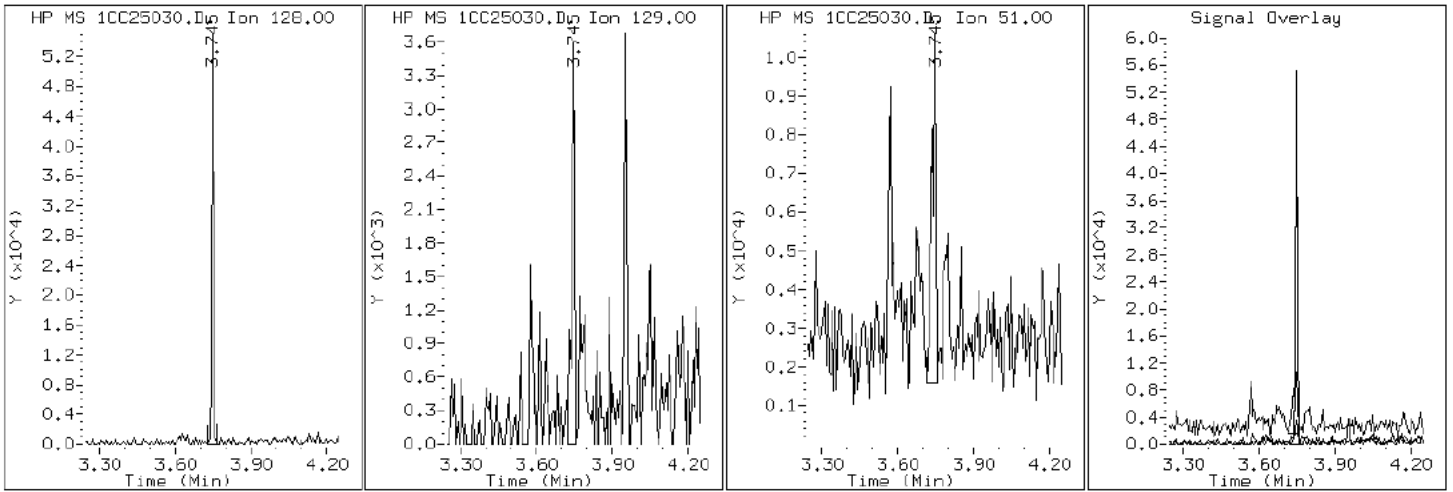
Client ID: CV0579A-CS-SP

Instrument: BSMC5973.i

Sample Info: 680-88298-A-31-A

Operator: SCC

2 Naphthalene



Data File: 1CC25030.D

Date: 25-MAR-2013 20:54

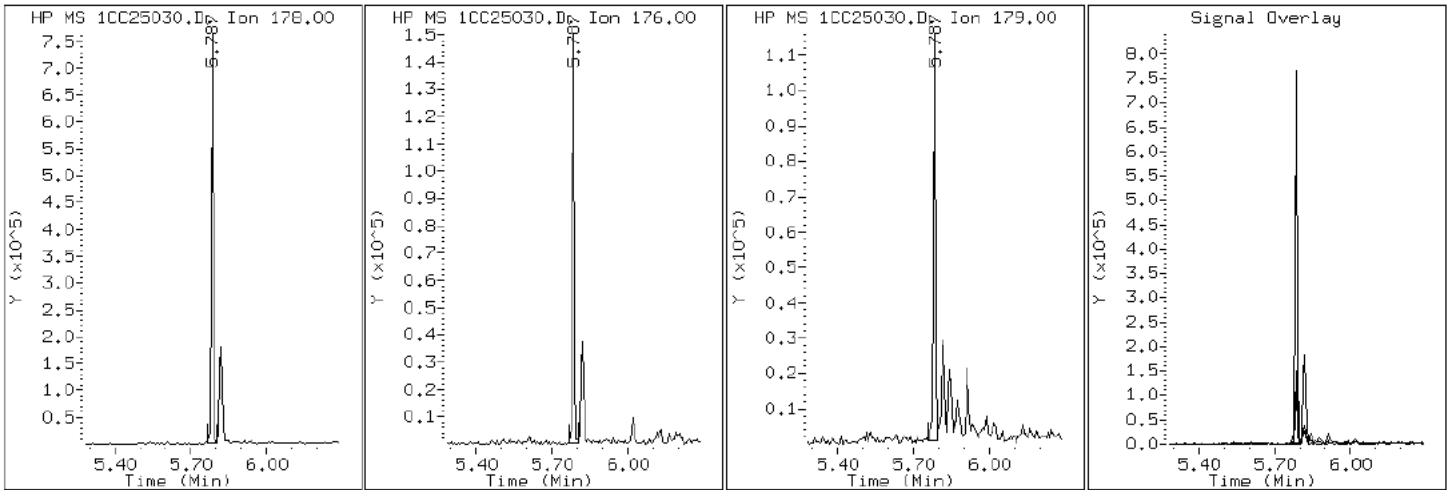
Client ID: CV0579A-CS-SP

Instrument: BSMC5973.i

Sample Info: 680-88298-A-31-A

Operator: SCC

11 Phenanthrene



Data File: 1CC25030.D

Date: 25-MAR-2013 20:54

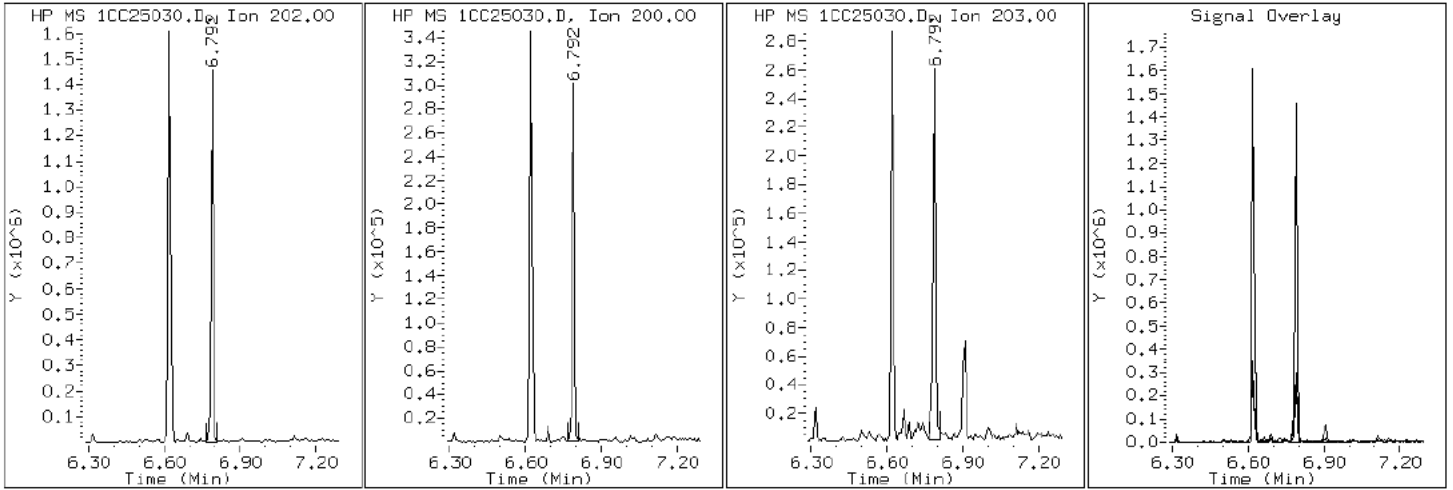
Client ID: CV0579A-CS-SP

Instrument: BSMC5973.i

Sample Info: 680-88298-A-31-A

Operator: SCC

16 Pyrene

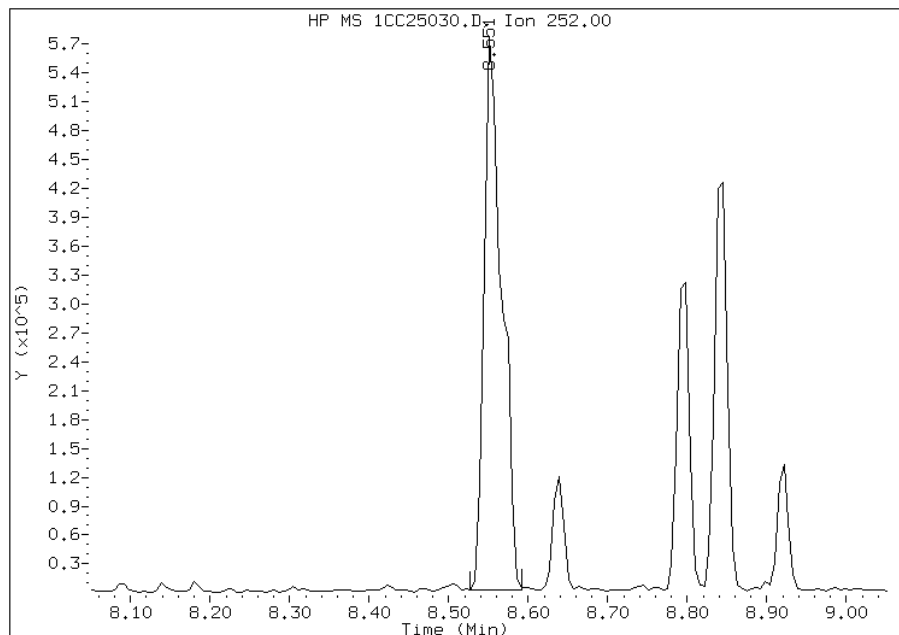


Manual Integration Report

Data File: 1CC25030.D
Inj. Date and Time: 25-MAR-2013 20:54
Instrument ID: BSMC5973.i
Client ID: CV0579A-CS-SP
Compound: 20 Benzo(b)fluoranthene
CAS #: 205-99-2
Report Date: 03/26/2013

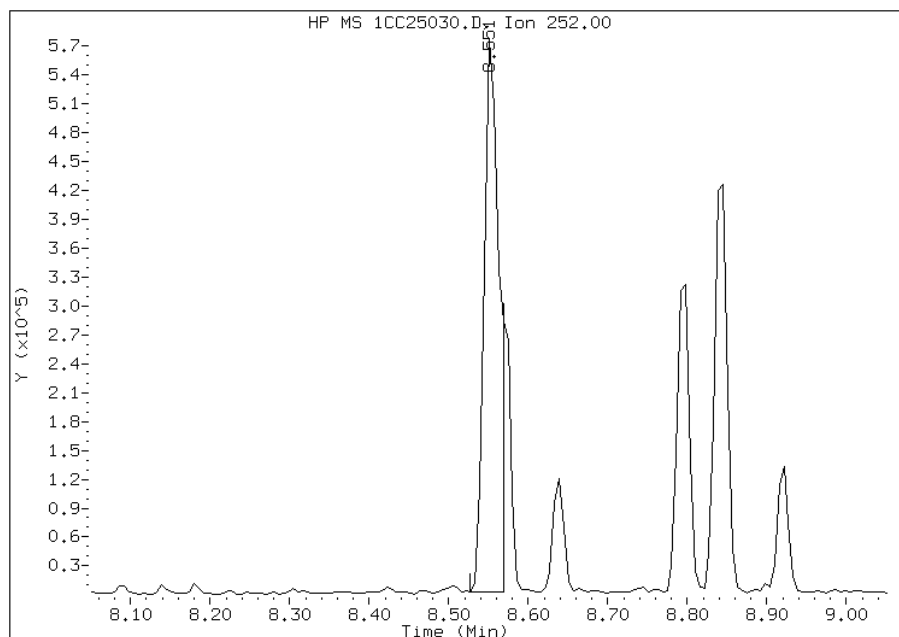
Processing Integration Results

RT: 8.55
Response: 889729
Amount: 27
Conc: 2264



Manual Integration Results

RT: 8.55
Response: 757289
Amount: 23
Conc: 1927



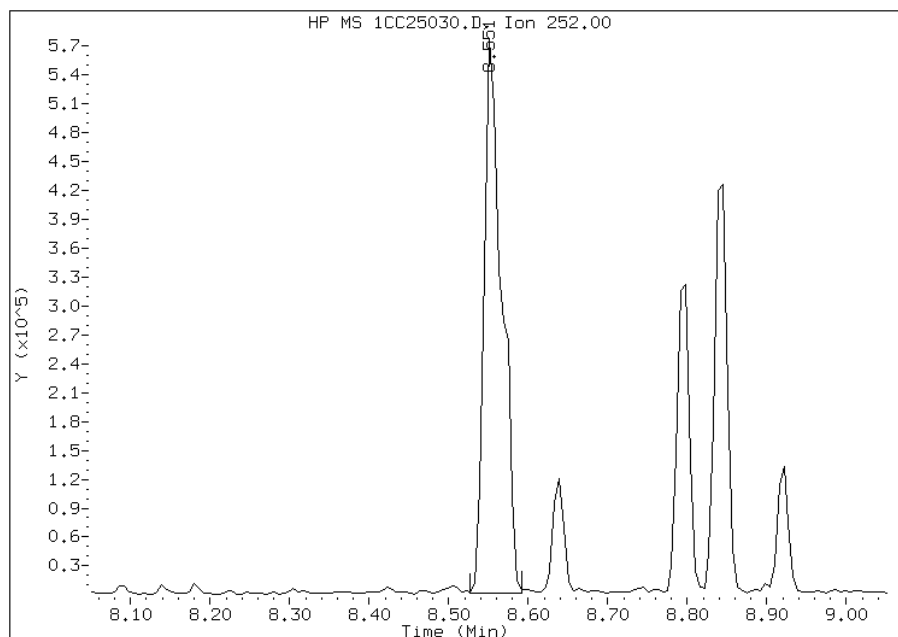
Manually Integrated By: cantins
Modification Date: 26-Mar-2013 10:27
Manual Integration Reason: Split Peak

Manual Integration Report

Data File: 1CC25030.D
Inj. Date and Time: 25-MAR-2013 20:54
Instrument ID: BSMC5973.i
Client ID: CV0579A-CS-SP
Compound: 21 Benzo(k)fluoranthene
CAS #: 207-08-9
Report Date: 03/26/2013

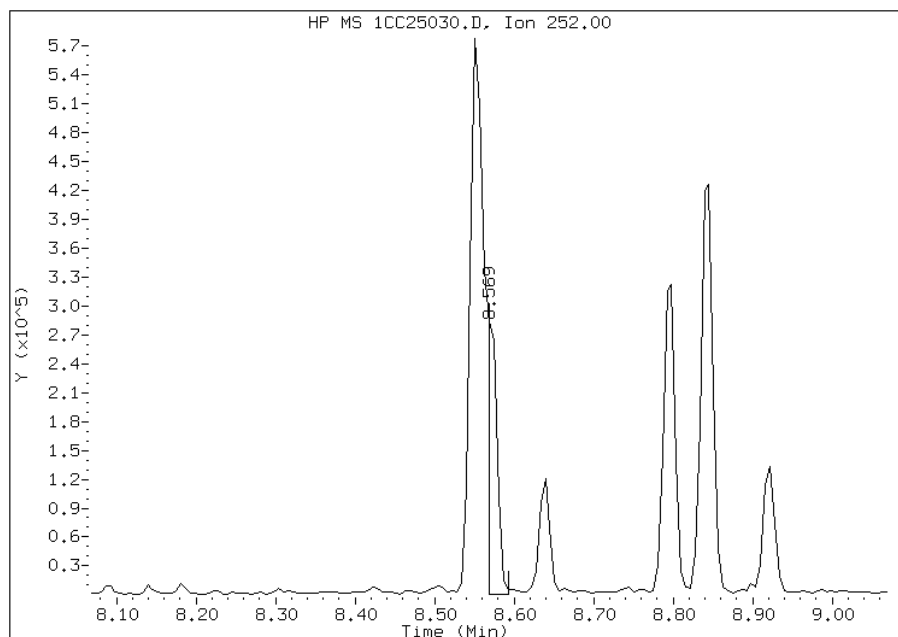
Processing Integration Results

RT: 8.55
Response: 894608
Amount: 26
Conc: 2219



Manual Integration Results

RT: 8.57
Response: 235470
Amount: 7
Conc: 584



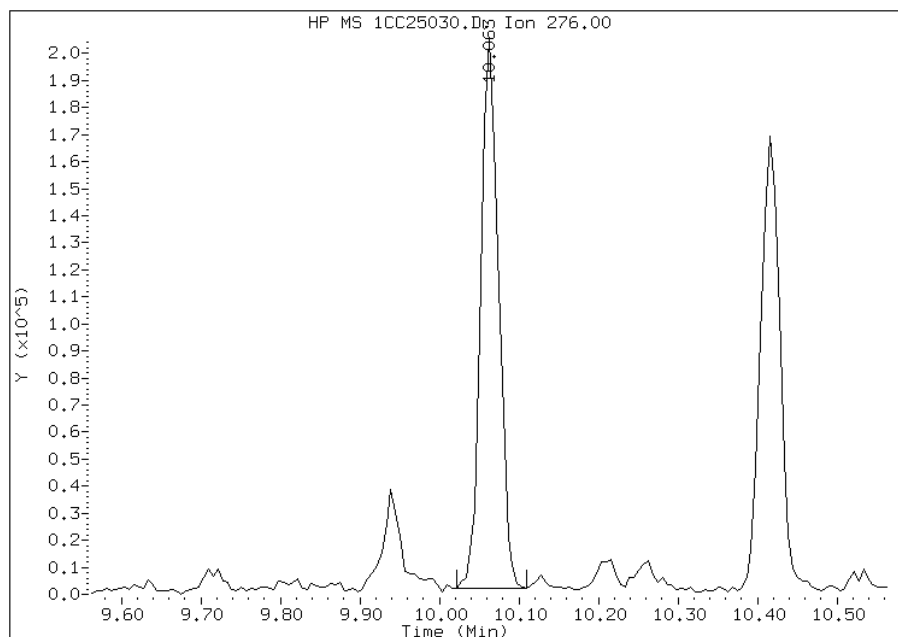
Manually Integrated By: cantins
Modification Date: 26-Mar-2013 10:28
Manual Integration Reason: Baseline Event

Manual Integration Report

Data File: 1CC25030.D
Inj. Date and Time: 25-MAR-2013 20:54
Instrument ID: BSMC5973.i
Client ID: CV0579A-CS-SP
Compound: 24 Indeno(1,2,3-cd)pyrene
CAS #: 193-39-5
Report Date: 03/26/2013

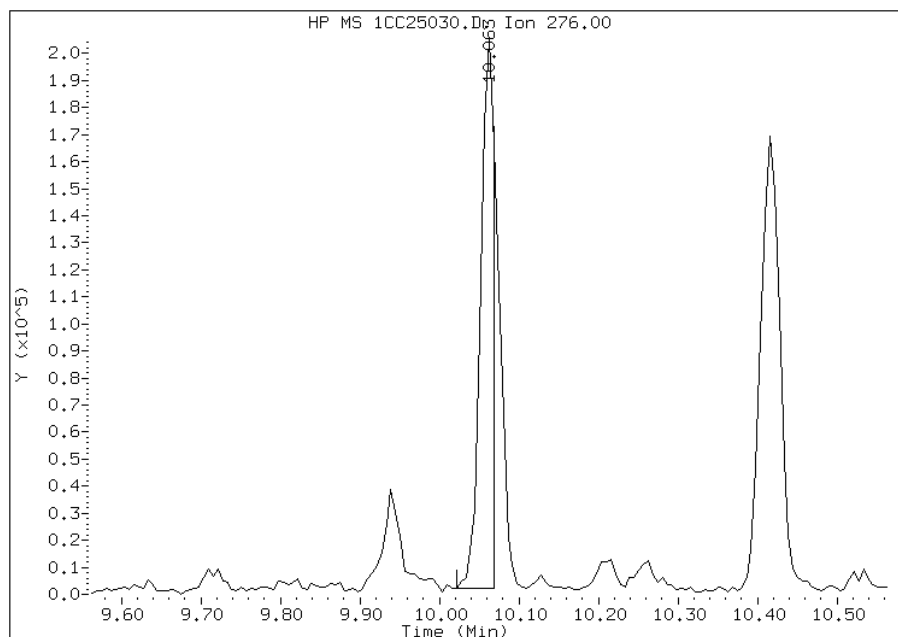
Processing Integration Results

RT: 10.06
Response: 313011
Amount: 10
Conc: 872



Manual Integration Results

RT: 10.06
Response: 240883
Amount: 8
Conc: 671



Manually Integrated By: cantins
Modification Date: 26-Mar-2013 10:28
Manual Integration Reason: Split Peak

FORM I
GC/MS SEMI VOA ORGANICS ANALYSIS DATA SHEET

Lab Name: TestAmerica Tampa Job No.: 680-88298-2
 SDG No.: 68088298-2
 Client Sample ID: CV0579B-CS-SP Lab Sample ID: 680-88298-32
 Matrix: Solid Lab File ID: 1CC25031.D
 Analysis Method: 8270C LL Date Collected: 03/12/2013 15:16
 Extract. Method: 3546 Date Extracted: 03/20/2013 08:31
 Sample wt/vol: 14.96(g) Date Analyzed: 03/25/2013 21:13
 Con. Extract Vol.: 1(mL) Dilution Factor: 1
 Injection Volume: 1(uL) Level: (low/med) Low
 % Moisture: 22.5 GPC Cleanup: (Y/N) N
 Analysis Batch No.: 135753 Units: ug/Kg

CAS NO.	COMPOUND NAME	RESULT	Q	RL	MDL
83-32-9	Acenaphthene	130	U	130	26
208-96-8	Acenaphthylene	25	J	52	6.5
120-12-7	Anthracene	19		11	5.4
56-55-3	Benzo[a]anthracene	140		10	5.0
50-32-8	Benzo[a]pyrene	150		13	6.7
205-99-2	Benzo[b]fluoranthene	250		16	7.9
191-24-2	Benzo[g,h,i]perylene	110		26	5.7
207-08-9	Benzo[k]fluoranthene	90		10	4.7
218-01-9	Chrysene	170		12	5.8
53-70-3	Dibenz(a,h)anthracene	37		26	5.3
206-44-0	Fluoranthene	150		26	5.2
86-73-7	Fluorene	8.1	J	26	5.3
193-39-5	Indeno[1,2,3-cd]pyrene	100		26	9.2
90-12-0	1-Methylnaphthalene	29	J	52	5.7
91-57-6	2-Methylnaphthalene	52		52	9.2
91-20-3	Naphthalene	50	J	52	5.7
85-01-8	Phenanthrene	77		10	5.0
129-00-0	Pyrene	160		26	4.8

CAS NO.	SURROGATE	%REC	Q	LIMITS
84-15-1	o-Terphenyl	74		30-130

TestAmerica Laboratories

Semivolatiles 8270C low level PAH

Data file : \\tam-chemsvr\chem\SM\BSMC5973.i\1C032513.b\1CC25031.D
 Lab Smp Id: 680-88298-A-32-A Client Smp ID: CV0579B-CS-SP
 Inj Date : 25-MAR-2013 21:13
 Operator : SCC Inst ID: BSMC5973.i
 Smp Info : 680-88298-A-32-A
 Misc Info : 680-88298-A-32-A
 Comment :
 Method : \\tam-chemsvr\chem\SM\BSMC5973.i\1C032513.b\a-bFASTPAHi-m.m
 Meth Date : 25-Mar-2013 12:48 cantins Quant Type: ISTD
 Cal Date : 22-FEB-2013 13:48 Cal File: 1CB22009.D
 Als bottle: 31
 Dil Factor: 1.00000
 Integrator: HP RTE Compound Sublist: pah.sub
 Target Version: 4.14
 Processing Host: TAM1000

Concentration Formula:

$$\text{Amt} * \text{DF} * 1/\text{Vi} * \text{Vt}/\text{Ws} * 100/(100 - \text{M}) * \text{A} * \text{B} * \text{C} * \text{D} * \text{GPC} * \text{CpndVariable}$$

Name	Value	Description
DF	1.000	Dilution Factor
Vi	1.000	Injection Volume
Vt	1.000	Final Volume
Ws	14.960	Weight Extracted
M	22.484	% Moisture
A	1000.000	uL to mL conversion
B	1000.000	g to kg conversion
C	0.00100	ng to ug conversion
D	1.000	ug to mg conversion(value = 1 if no conv)
GPC	1.000	GPC FACTOR
Cpnd Variable		Local Compound Variable

Compounds	QUANT	SIG	RT	EXP RT	REL RT	RESPONSE	CONCENTRATIONS	
							ON-COLUMN	FINAL
	MASS						(ug/ml)	(ug/Kg)
* 1 Naphthalene-d8	136		3.733	3.733	(1.000)	813705	40.0000	
* 6 Acenaphthene-d10	164		4.822	4.821	(1.000)	652108	40.0000	
* 10 Phenanthrene-d10	188		5.768	5.768	(1.000)	1267891	40.0000	
\$ 14 o-Terphenyl	230		6.021	6.021	(1.044)	142130	7.42465	640.2519
* 18 Chrysene-d12	240		7.710	7.715	(1.000)	1290547	40.0000	
* 23 Perylene-d12	264		8.898	8.898	(1.000)	1207739	40.0000	
2 Naphthalene	128		3.745	3.745	(1.003)	12270	0.57922	49.9476(Q)
3 2-Methylnaphthalene	142		4.174	4.174	(1.118)	8477	0.59991	51.7319
4 1-Methylnaphthalene	142		4.233	4.233	(1.134)	4339	0.33715	29.0737
5 Acenaphthylene	152		4.733	4.733	(0.982)	7718	0.29356	25.3147
9 Fluorene	166		5.163	5.162	(1.071)	1945	0.09411	8.1157(Q)
11 Phenanthrene	178		5.786	5.786	(1.003)	32946	0.89865	77.4932
12 Anthracene	178		5.821	5.821	(1.009)	8036	0.22412	19.3270
13 Carbazole	167		5.927	5.927	(1.028)	5834	0.18304	15.7842(Q)

Compounds	QUANT SIG		CONCENTRATIONS				
	MASS	RT	EXP RT	REL RT	RESPONSE	ON-COLUMN (ug/ml)	FINAL (ug/Kg)
-----	----	----	-----	-----	-----	-----	-----
15 Fluoranthene	202	6.621	6.621	(1.148)	70001	1.74353	150.3499
16 Pyrene	202	6.786	6.792	(0.880)	65716	1.89484	163.3981
17 Benzo(a)anthracene	228	7.704	7.703	(0.999)	58643	1.57441	135.7662
19 Chrysene	228	7.727	7.733	(1.002)	74799	2.00664	173.0395
20 Benzo(b)fluoranthene	252	8.551	8.550	(0.961)	92087	2.91759	251.5932(M)
21 Benzo(k)fluoranthene	252	8.568	8.574	(0.963)	33797	1.04381	90.0113(QM)
22 Benzo(a)pyrene	252	8.839	8.845	(0.993)	52973	1.72788	149.0011
24 Indeno(1,2,3-cd)pyrene	276	10.062	10.062	(1.131)	34482	1.19562	103.1023(M)
25 Dibenzo(a,h)anthracene	278	10.074	10.080	(1.132)	12181	0.43180	37.2355
26 Benzo(g,h,i)perylene	276	10.409	10.415	(1.170)	40121	1.32986	114.6782

QC Flag Legend

Q - Qualifier signal failed the ratio test.
M - Compound response manually integrated.

Data File: 1CC25031.D

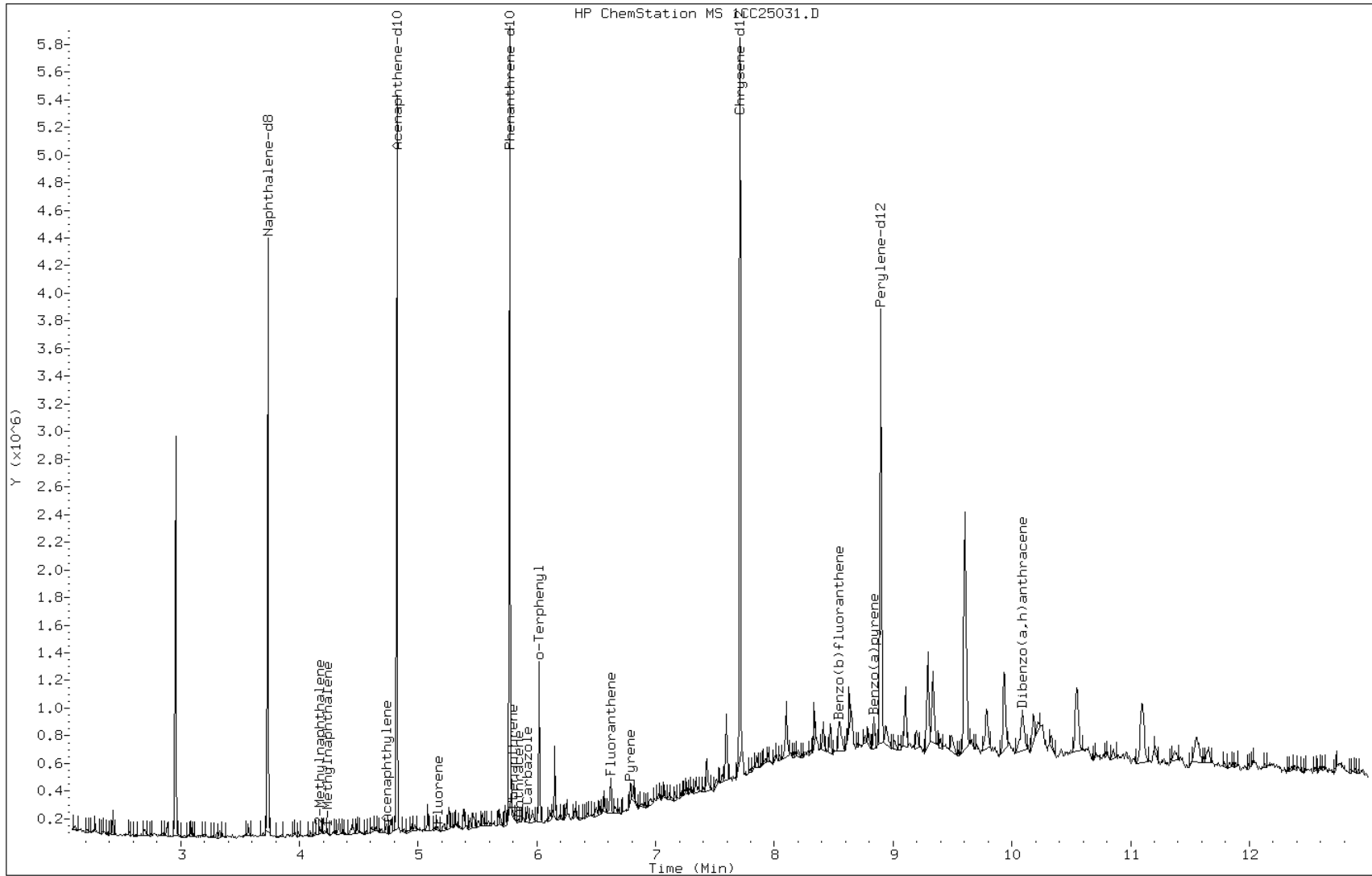
Date: 25-MAR-2013 21:13

Client ID: CV0579B-CS-SP

Instrument: BSMC5973.i

Sample Info: 680-88298-A-32-A

Operator: SCC



Data File: 1CC25031.D

Date: 25-MAR-2013 21:13

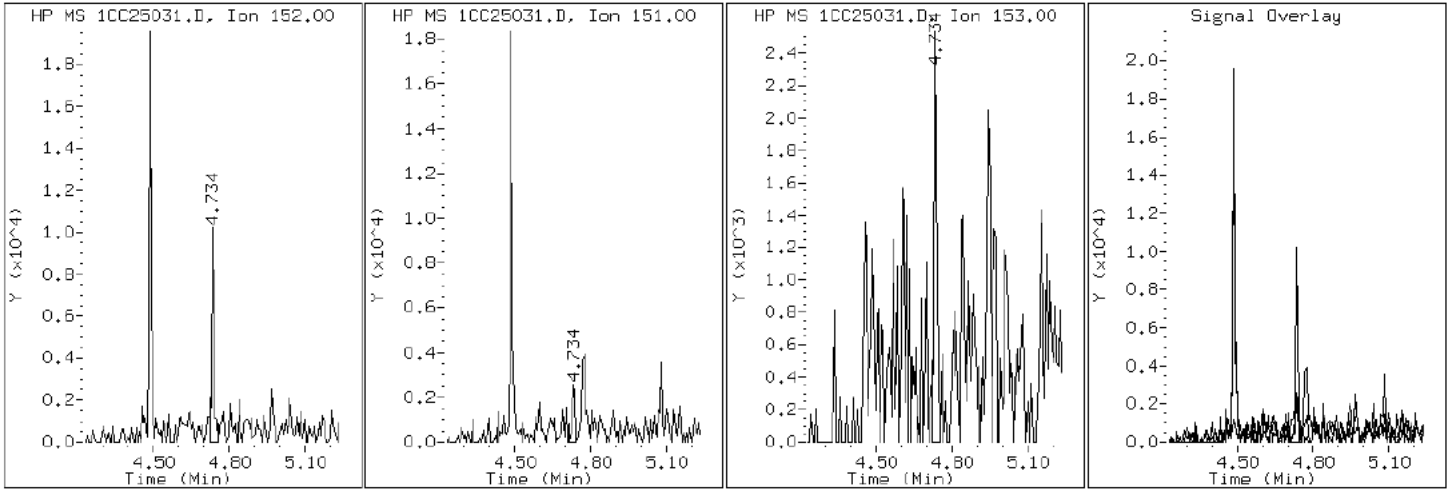
Client ID: CV0579B-CS-SP

Instrument: BSMC5973.i

Sample Info: 680-88298-A-32-A

Operator: SCC

5 Acenaphthylene



Data File: 1CC25031.D

Date: 25-MAR-2013 21:13

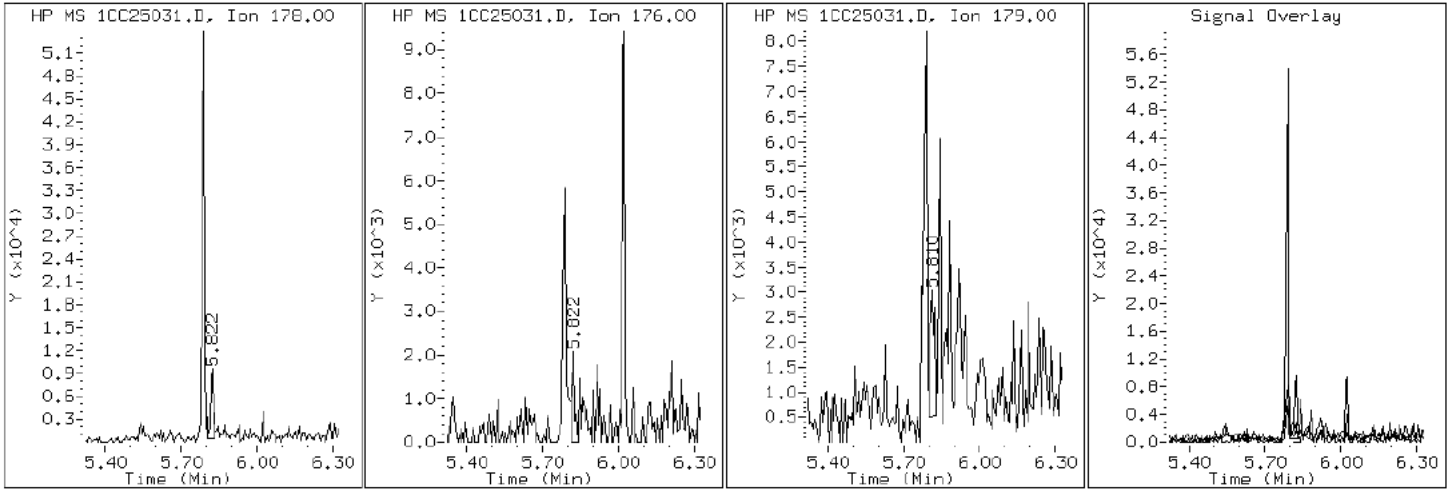
Client ID: CV0579B-CS-SP

Instrument: BSMC5973.i

Sample Info: 680-88298-A-32-A

Operator: SCC

12 Anthracene



Data File: 1CC25031.D

Date: 25-MAR-2013 21:13

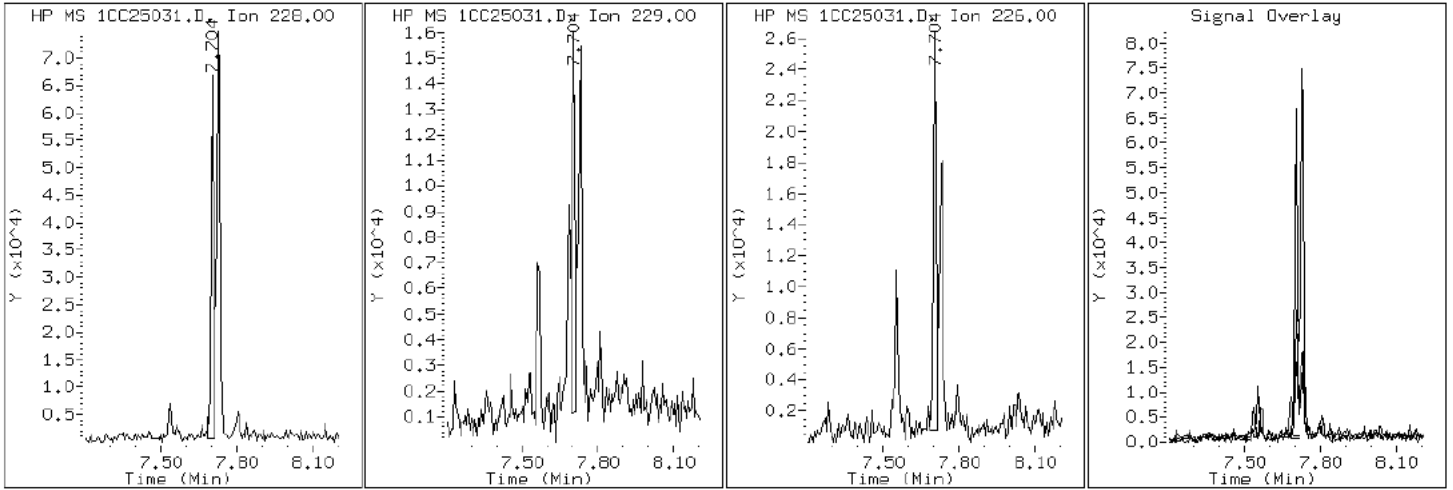
Client ID: CV0579B-CS-SP

Instrument: BSMC5973.i

Sample Info: 680-88298-A-32-A

Operator: SCC

17 Benzo(a)anthracene



Data File: 1CC25031.D

Date: 25-MAR-2013 21:13

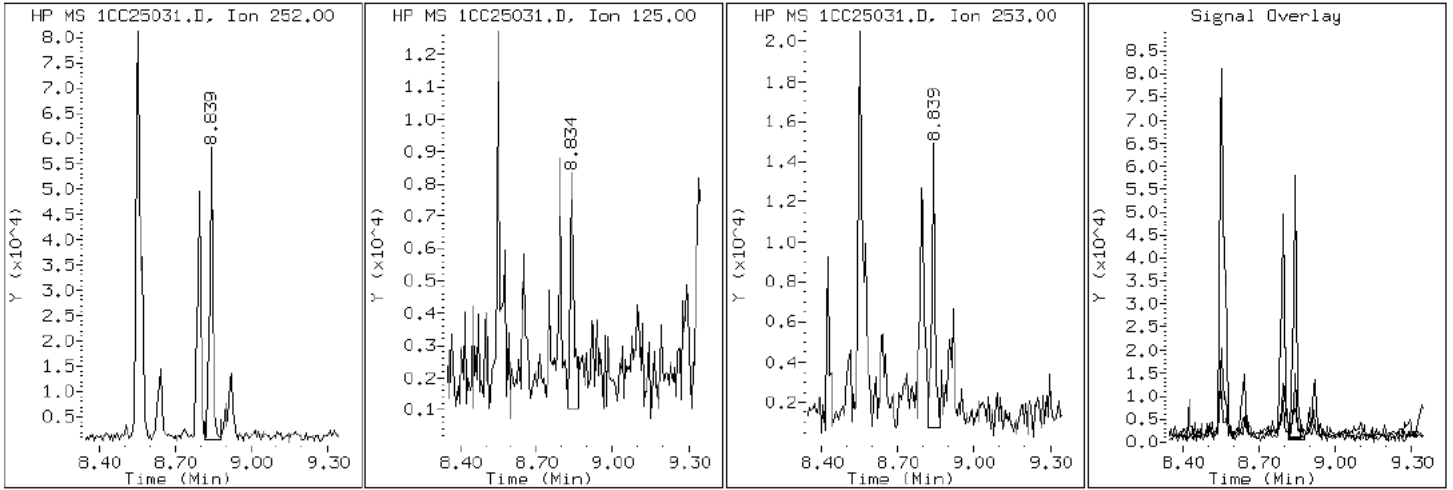
Client ID: CV0579B-CS-SP

Instrument: BSMC5973.i

Sample Info: 680-88298-A-32-A

Operator: SCC

22 Benzo(a)pyrene



Data File: 1CC25031.D

Date: 25-MAR-2013 21:13

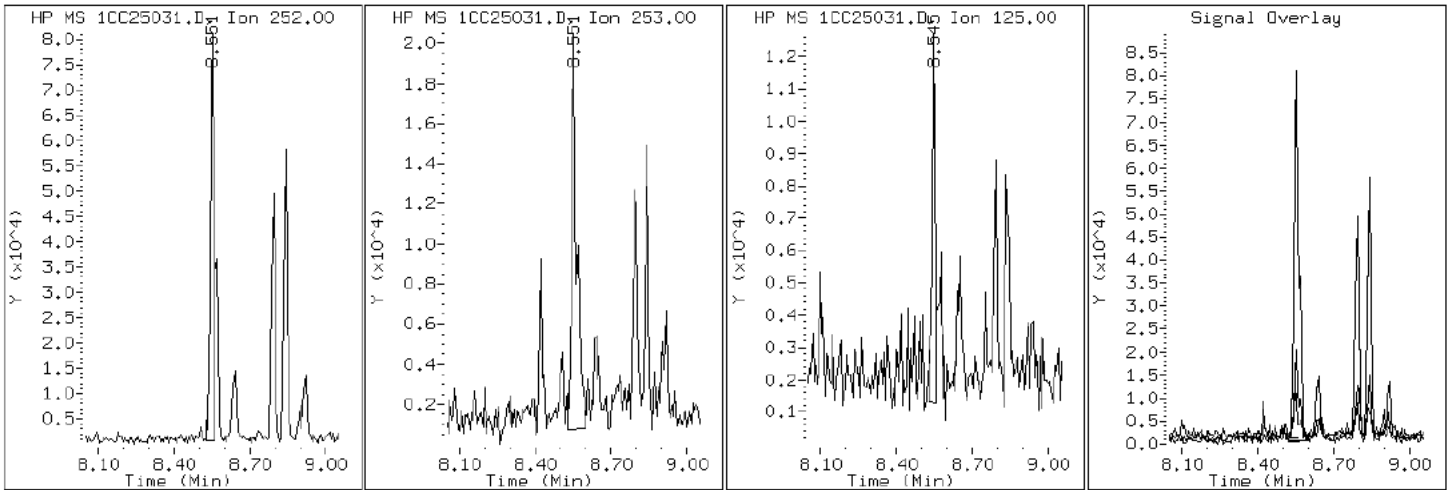
Client ID: CV0579B-CS-SP

Instrument: BSMC5973.i

Sample Info: 680-88298-A-32-A

Operator: SCC

20 Benzo (b) fluoranthene



Data File: 1CC25031.D

Date: 25-MAR-2013 21:13

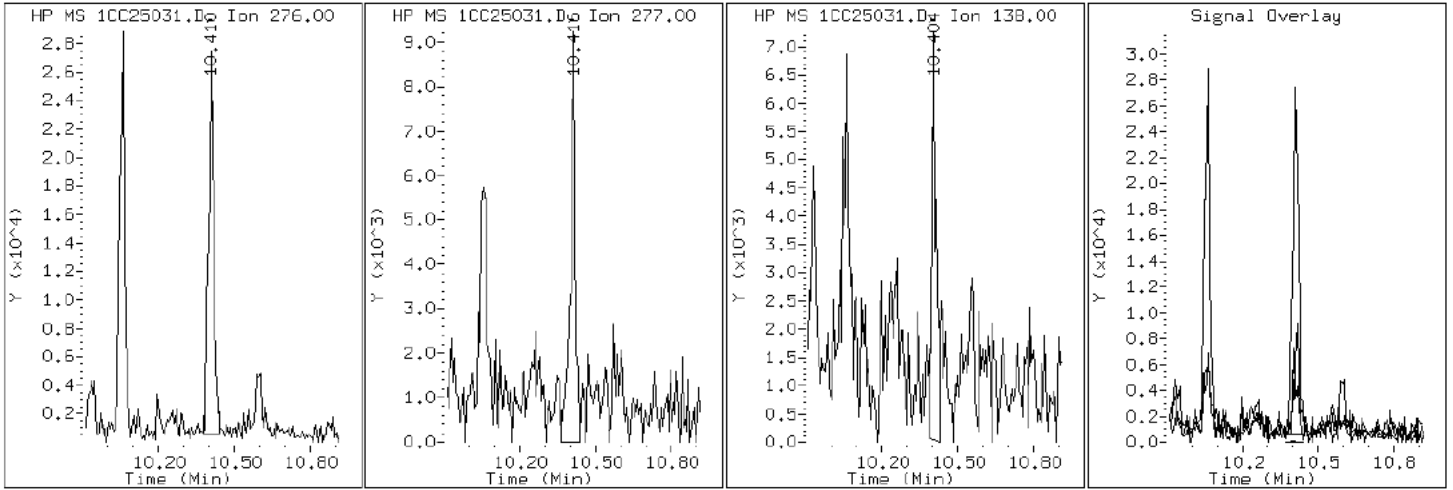
Client ID: CV0579B-CS-SP

Instrument: BSMC5973.i

Sample Info: 680-88298-A-32-A

Operator: SCC

26 Benzo(g,h,i)perylene



Data File: 1CC25031.D

Date: 25-MAR-2013 21:13

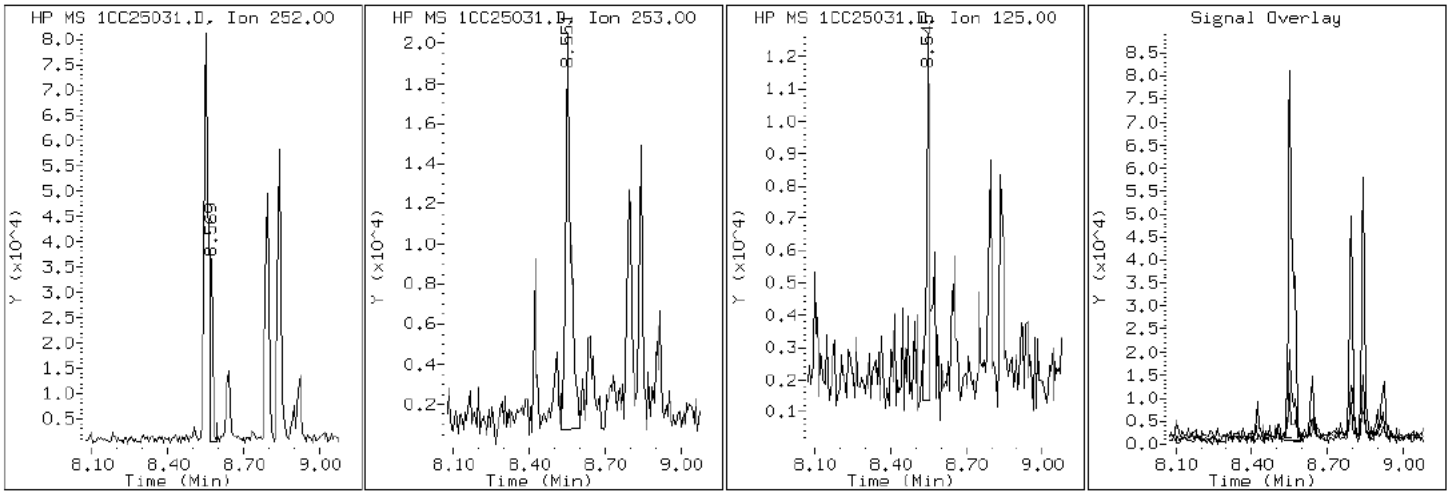
Client ID: CV0579B-CS-SP

Instrument: BSMC5973.i

Sample Info: 680-88298-A-32-A

Operator: SCC

21 Benzo(k)fluoranthene



Data File: 1CC25031.D

Date: 25-MAR-2013 21:13

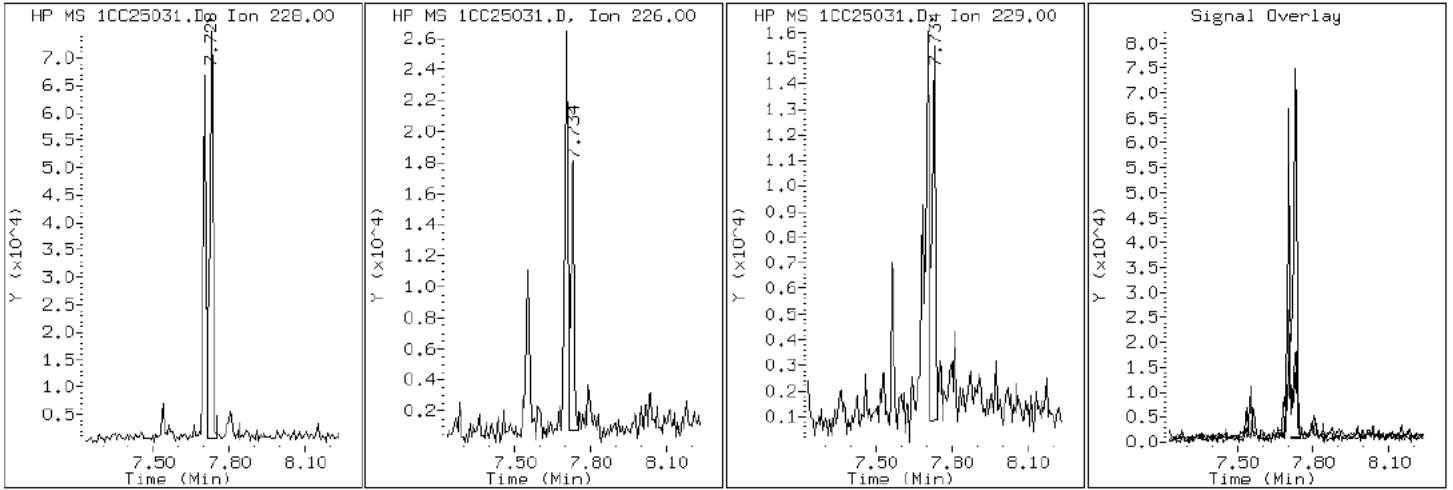
Client ID: CV0579B-CS-SP

Instrument: BSMC5973.i

Sample Info: 680-88298-A-32-A

Operator: SCC

19 Chrysene



Data File: 1CC25031.D

Date: 25-MAR-2013 21:13

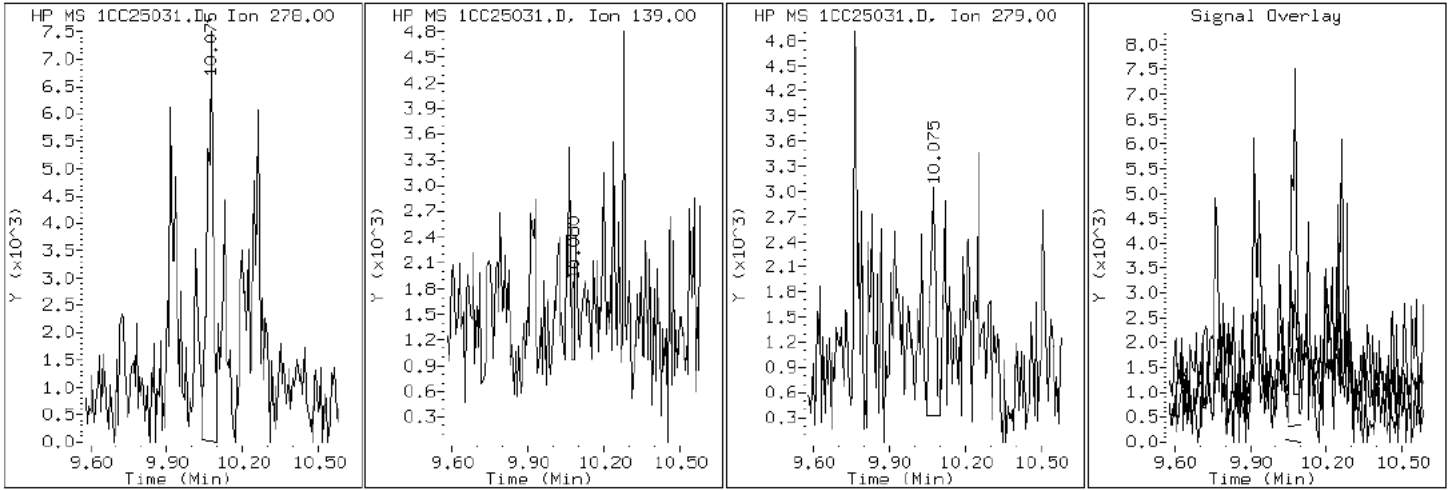
Client ID: CV0579B-CS-SP

Instrument: BSMC5973.i

Sample Info: 680-88298-A-32-A

Operator: SCC

25 Dibenzo (a,h) anthracene



Data File: 1CC25031.D

Date: 25-MAR-2013 21:13

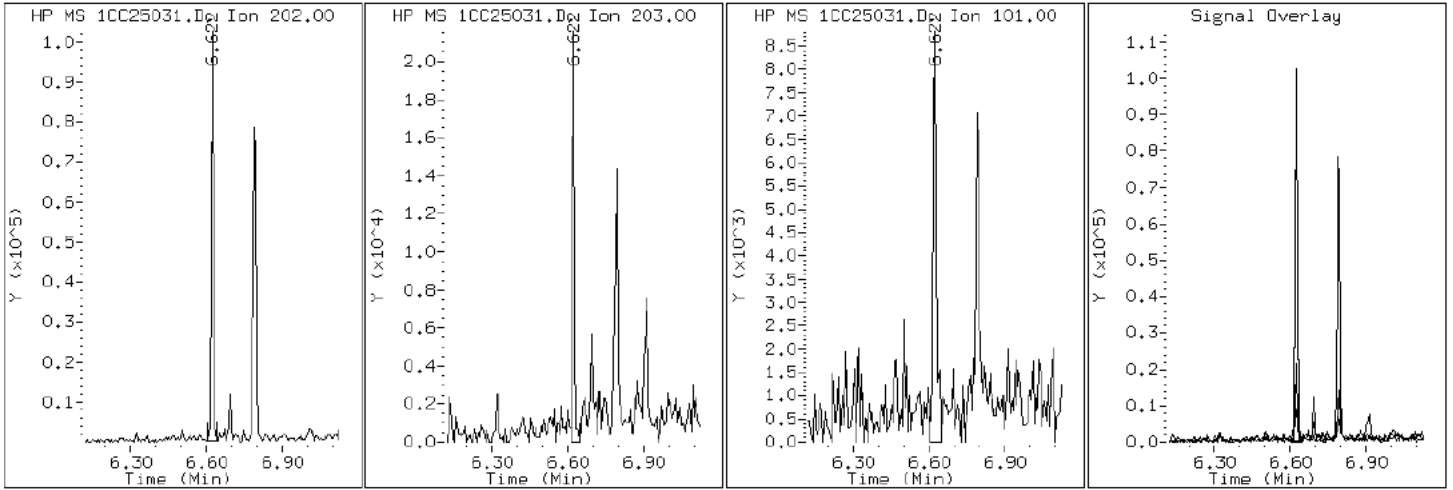
Client ID: CV0579B-CS-SP

Instrument: BSMC5973.i

Sample Info: 680-88298-A-32-A

Operator: SCC

15 Fluoranthene



Data File: 1CC25031.D

Date: 25-MAR-2013 21:13

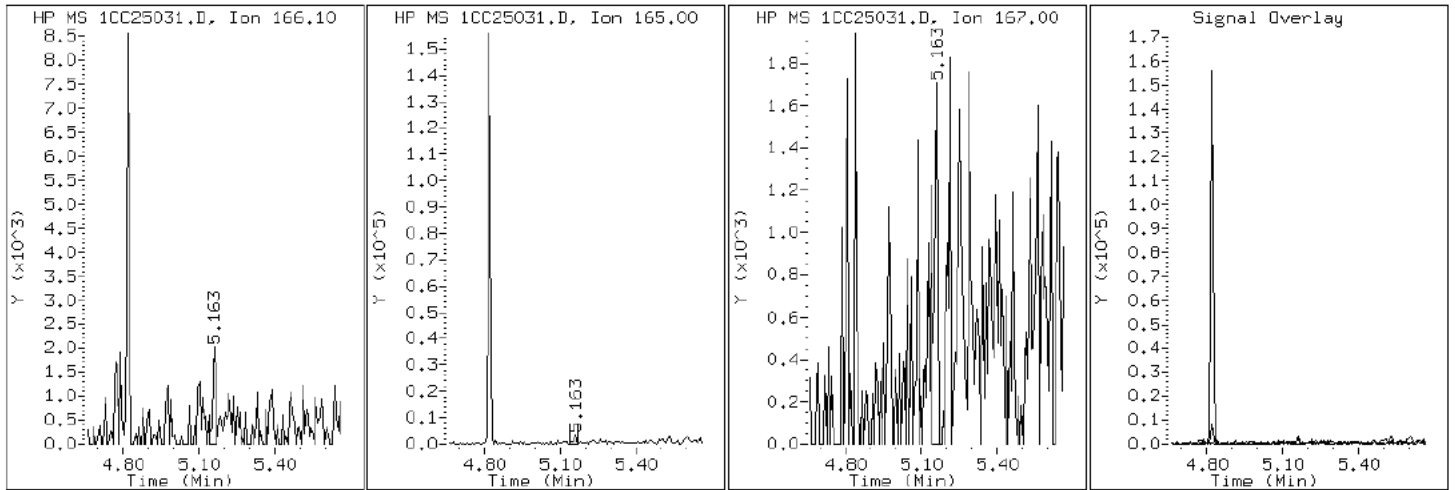
Client ID: CV0579B-CS-SP

Instrument: BSMC5973.i

Sample Info: 680-88298-A-32-A

Operator: SCC

9 Fluorene



Data File: 1CC25031.D

Date: 25-MAR-2013 21:13

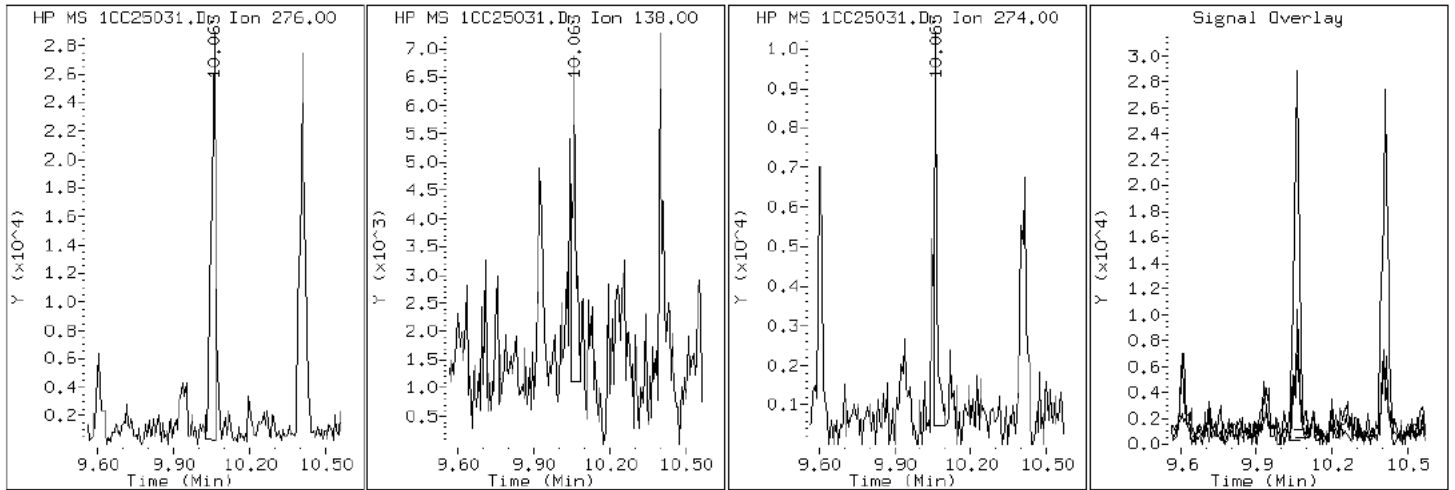
Client ID: CV0579B-CS-SP

Instrument: BSMC5973.i

Sample Info: 680-88298-A-32-A

Operator: SCC

24 Indeno(1,2,3-cd)pyrene



Data File: 1CC25031.D

Date: 25-MAR-2013 21:13

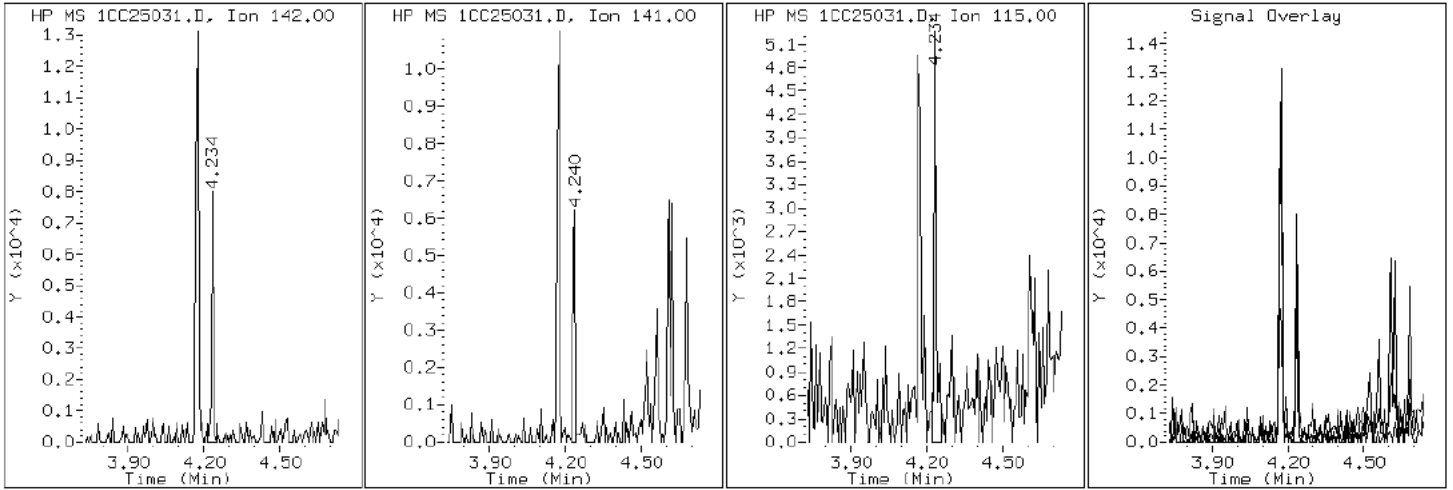
Client ID: CV0579B-CS-SP

Instrument: BSMC5973.i

Sample Info: 680-88298-A-32-A

Operator: SCC

4 1-Methylnaphthalene



Data File: 1CC25031.D

Date: 25-MAR-2013 21:13

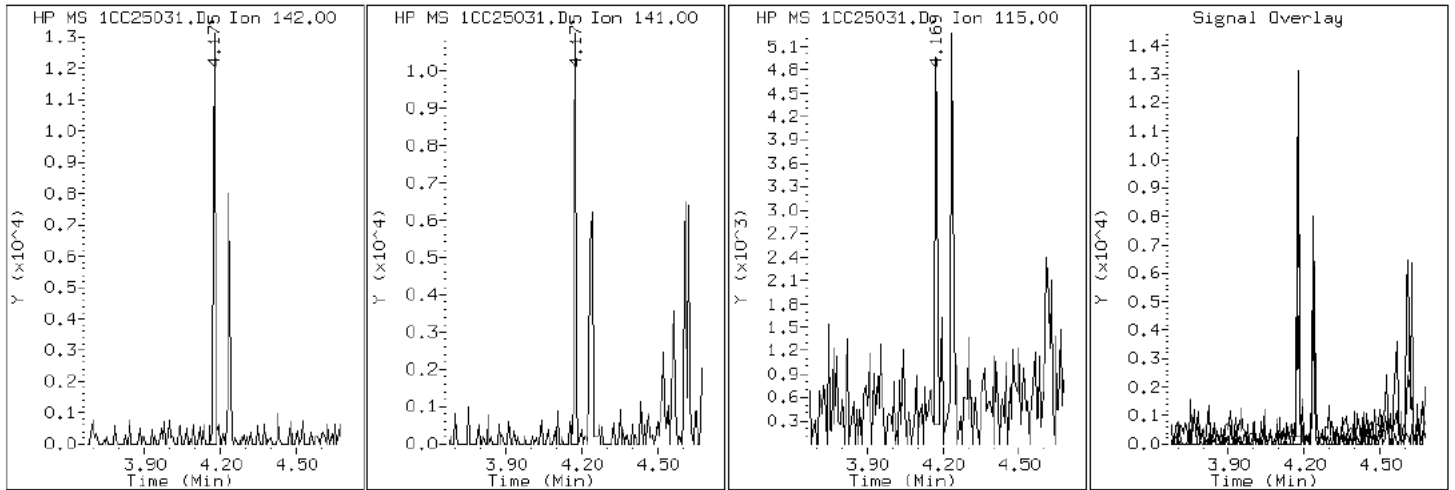
Client ID: CV0579B-CS-SP

Instrument: BSMC5973.i

Sample Info: 680-88298-A-32-A

Operator: SCC

3 2-Methylnaphthalene



Data File: 1CC25031.D

Date: 25-MAR-2013 21:13

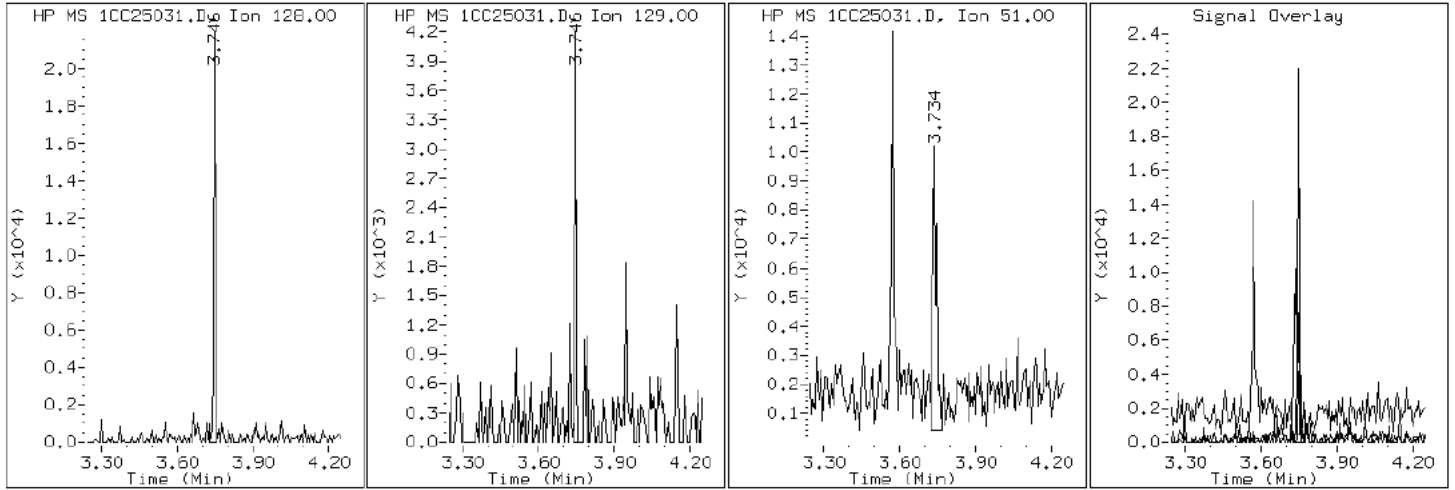
Client ID: CV0579B-CS-SP

Instrument: BSMC5973.i

Sample Info: 680-88298-A-32-A

Operator: SCC

2 Naphthalene



Data File: 1CC25031.D

Date: 25-MAR-2013 21:13

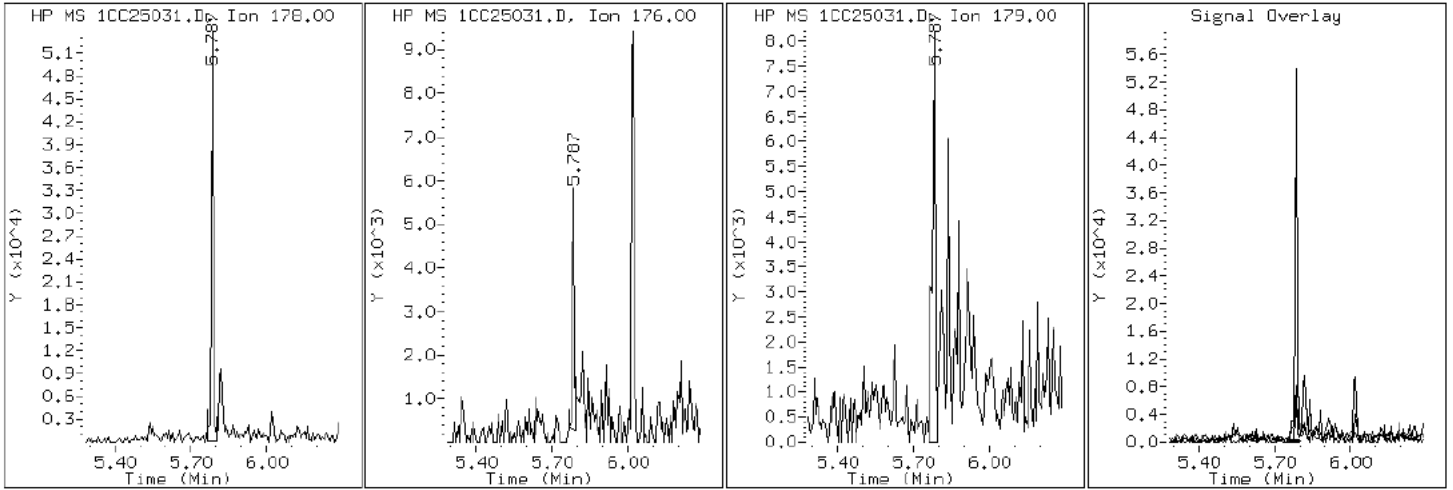
Client ID: CV0579B-CS-SP

Instrument: BSMC5973.i

Sample Info: 680-88298-A-32-A

Operator: SCC

11 Phenanthrene



Data File: 1CC25031.D

Date: 25-MAR-2013 21:13

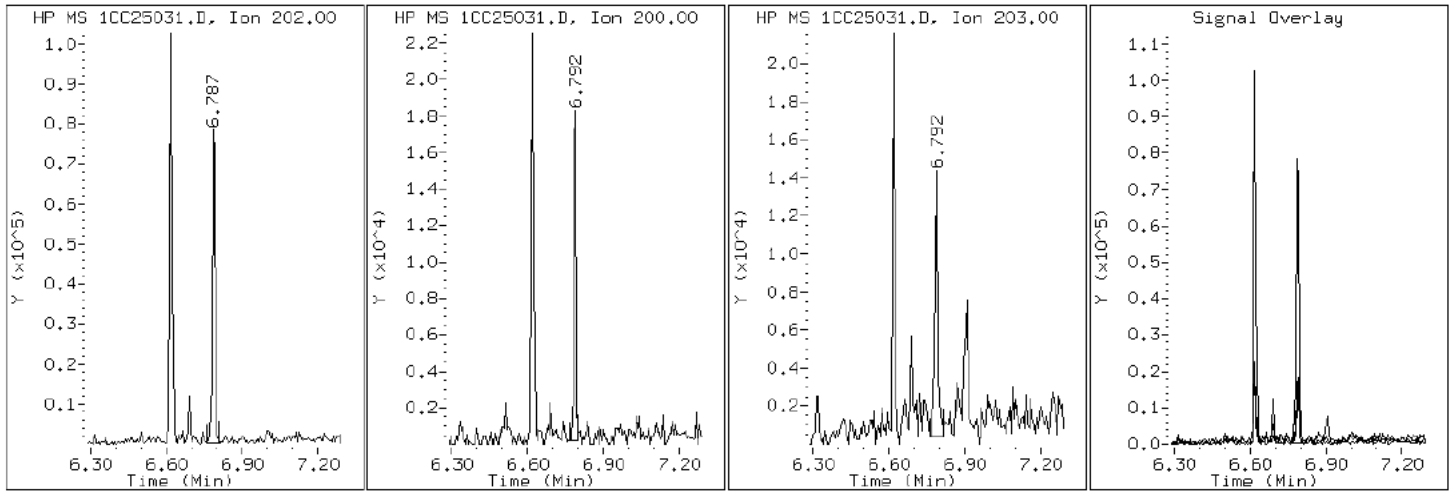
Client ID: CV0579B-CS-SP

Instrument: BSMC5973.i

Sample Info: 680-88298-A-32-A

Operator: SCC

16 Pyrene

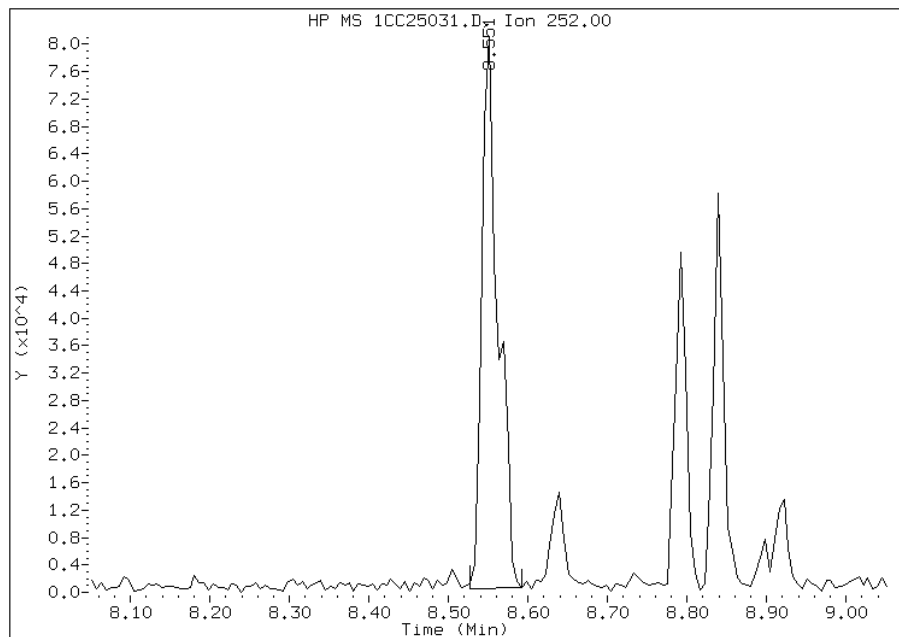


Manual Integration Report

Data File: 1CC25031.D
Inj. Date and Time: 25-MAR-2013 21:13
Instrument ID: BSMC5973.i
Client ID: CV0579B-CS-SP
Compound: 20 Benzo(b)fluoranthene
CAS #: 205-99-2
Report Date: 03/26/2013

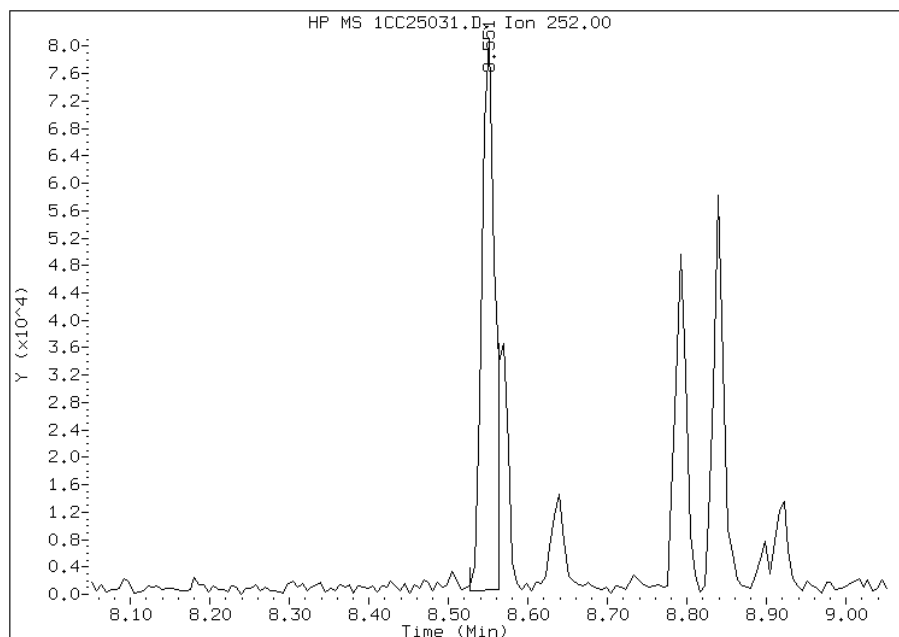
Processing Integration Results

RT: 8.55
Response: 113964
Amount: 4
Conc: 311



Manual Integration Results

RT: 8.55
Response: 92087
Amount: 3
Conc: 252



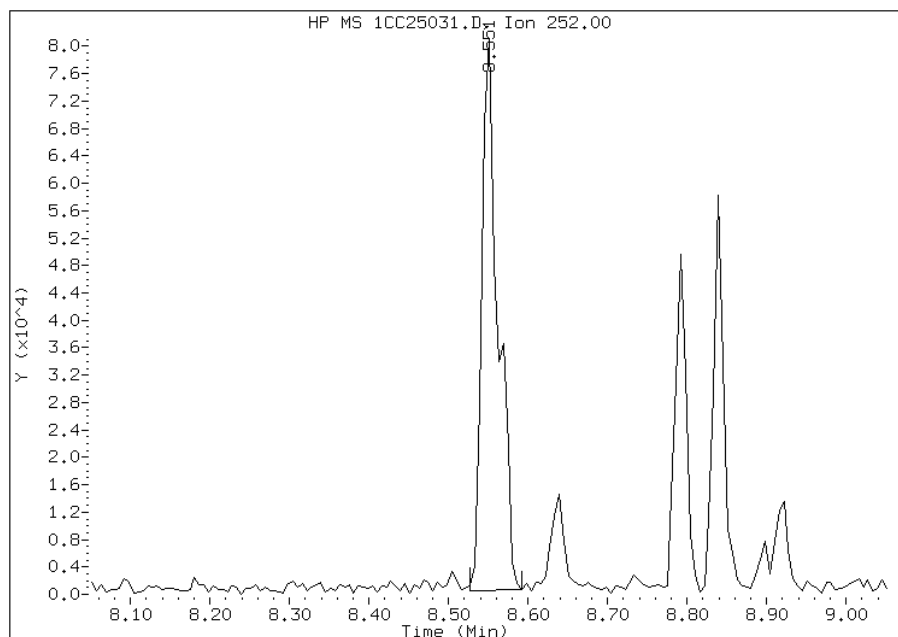
Manually Integrated By: cantins
Modification Date: 26-Mar-2013 10:28
Manual Integration Reason: Split Peak

Manual Integration Report

Data File: 1CC25031.D
Inj. Date and Time: 25-MAR-2013 21:13
Instrument ID: BSMC5973.i
Client ID: CV0579B-CS-SP
Compound: 21 Benzo(k)fluoranthene
CAS #: 207-08-9
Report Date: 03/26/2013

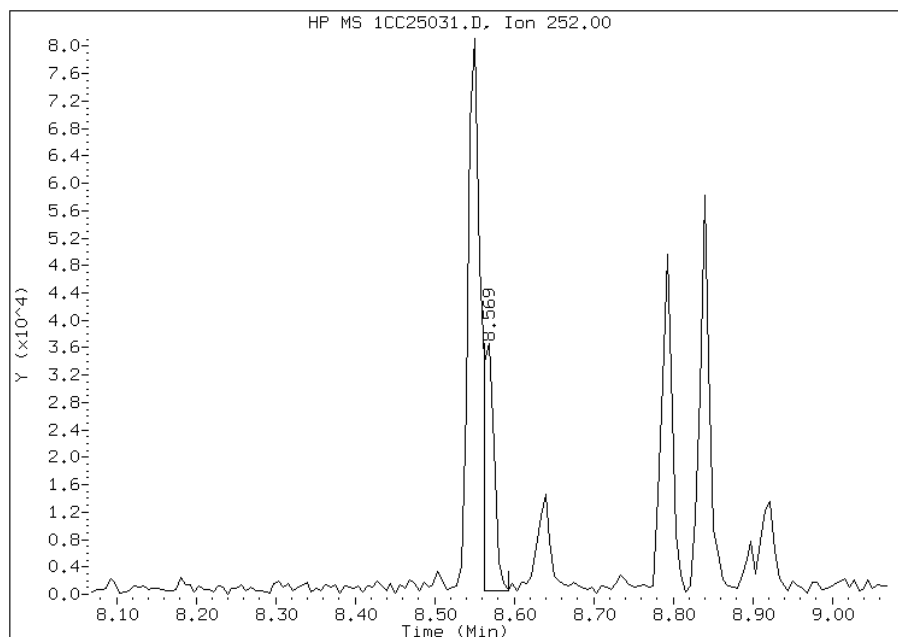
Processing Integration Results

RT: 8.55
Response: 113967
Amount: 4
Conc: 304



Manual Integration Results

RT: 8.57
Response: 33797
Amount: 1
Conc: 90



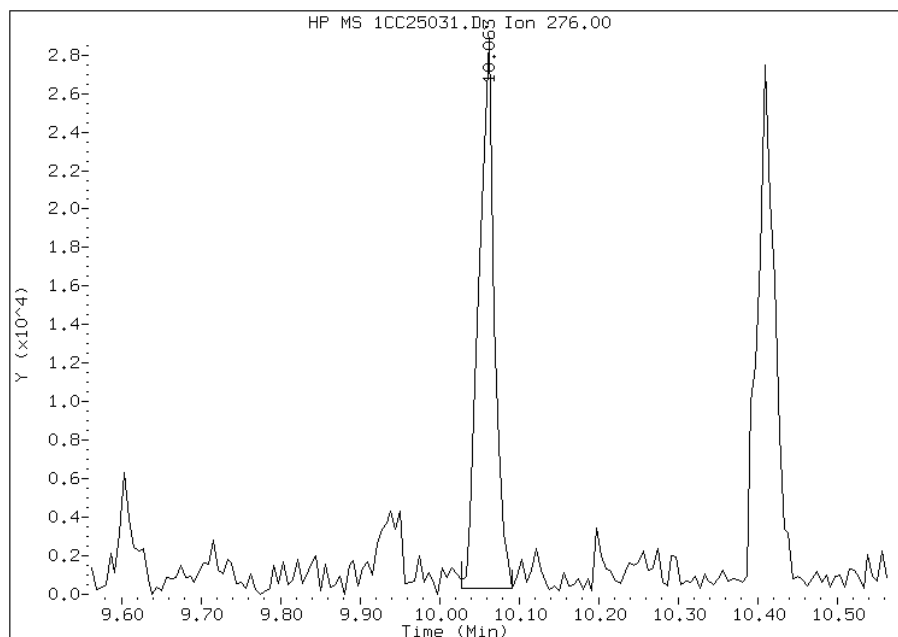
Manually Integrated By: cantins
Modification Date: 26-Mar-2013 10:29
Manual Integration Reason: Baseline Event

Manual Integration Report

Data File: 1CC25031.D
Inj. Date and Time: 25-MAR-2013 21:13
Instrument ID: BSMC5973.i
Client ID: CV0579B-CS-SP
Compound: 24 Indeno(1,2,3-cd)pyrene
CAS #: 193-39-5
Report Date: 03/26/2013

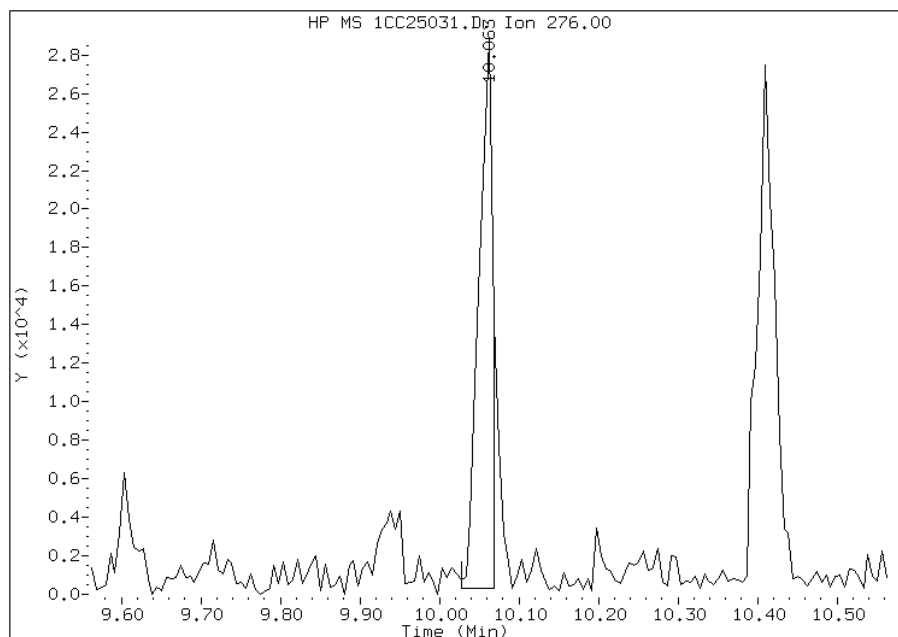
Processing Integration Results

RT: 10.06
Response: 38593
Amount: 1
Conc: 115



Manual Integration Results

RT: 10.06
Response: 34482
Amount: 1
Conc: 103



Manually Integrated By: cantins
Modification Date: 26-Mar-2013 10:29
Manual Integration Reason: Split Peak

FORM VI
GC/MS SEMI VOA INITIAL CALIBRATION DATA
INTERNAL STANDARD CURVE EVALUATION

Lab Name: TestAmerica Tampa Job No.: 680-88298-2 Analy Batch No.: 135466

SDG No.: 68088298-2

Instrument ID: BSMA5973 GC Column: DB-5MS ID: 250 (um) Heated Purge: (Y/N) N

Calibration Start Date: 03/15/2013 12:54 Calibration End Date: 03/15/2013 14:25 Calibration ID: 2833

Calibration Files:

LEVEL:	LAB SAMPLE ID:	LAB FILE ID:
Level 1	IC 660-135466/4	1AC15004.D
Level 2	IC 660-135466/5	1AC15005.D
Level 3	IC 660-135466/6	1AC15006.D
Level 4	IC 660-135466/7	1AC15007.D
Level 5	ICIS 660-135466/3	1AC15003.D
Level 6	IC 660-135466/8	1AC15008.D
Level 7	IC 660-135466/9	1AC15009.D

ANALYTE	RRF					CURVE TYPE	COEFFICIENT			#	MIN RRF	%RSD	#	MAX %RSD	R^2 OR COD	#	MIN R^2 OR COD
	LVL 1	LVL 2	LVL 3	LVL 4	LVL 5		B	M1	M2								
	LVL 6	LVL 7															
Naphthalene	0.9182 0.9843	0.8682 1.0304	0.8414	0.9130	0.9134	Ave		0.9241			0.0000	7.0	15.0				
2-Methylnaphthalene	0.3173 0.5626	0.3880 0.5601	0.4398	0.4970	0.4939	Lin	0.0220	0.5669			0.0000			0.9977		0.9900	
1-Methylnaphthalene	0.4777 0.5845	0.5531 0.6040	0.4506	0.5167	0.5332	Ave		0.5314			0.0000	10.4	15.0				
Acenaphthylene	1.0811 1.6297	1.1761 1.8722	1.3170	1.5059	1.4858	Qua	0.0041	0.7073	-0.075		0.0000			0.9997		0.9900	
Acenaphthene	0.5482 0.9648	0.7151 1.1119	0.7239	0.7842	0.8623	Qua	0.0105	1.2107	-0.231		0.0000			0.9995		0.9900	
Fluorene	0.9196 1.1621	0.7108 1.4041	0.9794	0.9875	1.0362	Qua	0.0051	1.0243	-0.180		0.0000			0.9997		0.9900	
Phenanthrene	0.8931 1.0963	0.9370 1.1892	0.9513	1.0358	0.9939	Ave		1.0138			0.0000	10.1	15.0				
Anthracene	0.7882 1.0781	0.9144 1.1902	0.9143	1.0125	0.9832	Ave		0.9830			0.0000	13.1	15.0				
Carbazole	0.9171 0.8644	0.8482 1.0183	0.7772	0.8200	0.7858	Ave		0.8616			0.0000	9.8	15.0				
Fluoranthene	0.8759 1.0892	0.9263 1.2393	0.9139	1.0041	0.9662	Ave		1.0021			0.0000	12.5	15.0				
Pyrene	1.1506 1.2084	1.1188 1.2358	1.0383	1.1546	1.1218	Ave		1.1469			0.0000	5.6	15.0				
Benzo[a]anthracene	2.3322 1.1494	1.0618 1.1597	1.0397	1.1448	1.1388	Lin	0.0042	1.1599			0.0000			0.9998		0.9900	
Chrysene	0.9519 1.0963	1.1293 1.0909	0.9784	1.0416	0.9636	Ave		1.0360			0.0000	6.9	15.0				
Benzo[b]fluoranthene	0.5952 0.9716	0.9206 1.1134	0.8928	0.9147	0.9663	Lin	0.0301	1.1022			0.0000			0.9937		0.9900	

Note: The m1 coefficient is the same as Ave RRF for an Ave curve type.

FORM VI
GC/MS SEMI VOA INITIAL CALIBRATION DATA
INTERNAL STANDARD CURVE EVALUATION

Lab Name: TestAmerica Tampa Job No.: 680-88298-2 Analy Batch No.: 135466
 SDG No.: 68088298-2
 Instrument ID: BSMA5973 GC Column: DB-5MS ID: 250 (um) Heated Purge: (Y/N) N
 Calibration Start Date: 03/15/2013 12:54 Calibration End Date: 03/15/2013 14:25 Calibration ID: 2833

ANALYTE	RRF					CURVE TYPE	COEFFICIENT			#	MIN RRF	%RSD	#	MAX %RSD	R^2 OR COD	#	MIN R^2 OR COD
	LVL 1	LVL 2	LVL 3	LVL 4	LVL 5		B	M1	M2								
	LVL 6	LVL 7															
Benzo[k]fluoranthene	1.2698 1.1415	0.8332 1.1801	0.9701	1.1224	1.0355	Ave		1.0790			0.0000	13.5		15.0			
Benzo[a]pyrene	0.9834 0.9683	0.8745 1.0399	0.8429	0.9297	0.9323	Ave		0.9387			0.0000	7.1		15.0			
Indeno[1,2,3-cd]pyrene	0.7699 0.8966	0.7718 1.0634	0.7357	0.8848	0.8069	Ave		0.8470			0.0000	13.3		15.0			
Dibenz(a,h)anthracene	0.7891 0.8904	0.7149 1.0350	0.7901	0.8091	0.8477	Ave		0.8395			0.0000	12.1		15.0			
Benzo[g,h,i]perylene	0.9244 0.8344	0.8719 0.9257	0.7802	0.8324	0.7992	Ave		0.8526			0.0000	6.7		15.0			
o-Terphenyl	0.6407 0.6114	0.4486 0.7113	0.5134	0.5554	0.5318	Qua	0.0019	1.9448	-0.611		0.0000				0.9992		0.9900

Note: The m1 coefficient is the same as Ave RRF for an Ave curve type.

FORM VI
GC/MS SEMI VOA INITIAL CALIBRATION DATA
INTERNAL STANDARD RESPONSE AND CONCENTRATION

Lab Name: TestAmerica Tampa Job No.: 680-88298-2 Analy Batch No.: 135466

SDG No.: 68088298-2

Instrument ID: BSMA5973 GC Column: DB-5MS ID: 250 (um) Heated Purge: (Y/N) N

Calibration Start Date: 03/15/2013 12:54 Calibration End Date: 03/15/2013 14:25 Calibration ID: 2833

Calibration Files:

LEVEL:	LAB SAMPLE ID:	LAB FILE ID:
Level 1	IC 660-135466/4	1AC15004.D
Level 2	IC 660-135466/5	1AC15005.D
Level 3	IC 660-135466/6	1AC15006.D
Level 4	IC 660-135466/7	1AC15007.D
Level 5	ICIS 660-135466/3	1AC15003.D
Level 6	IC 660-135466/8	1AC15008.D
Level 7	IC 660-135466/9	1AC15009.D

ANALYTE	IS REF	CURVE TYPE	RESPONSE					CONCENTRATION (UG/ML)				
			LVL 1	LVL 2	LVL 3	LVL 4	LVL 5	LVL 1	LVL 2	LVL 3	LVL 4	LVL 5
			LVL 6	LVL 7				LVL 6	LVL 7			
Naphthalene	NPT	Ave	2130 303622	9402 536733	48636	91487	212955	0.200 30.0	1.00 50.0	5.00	10.0	20.0
2-Methylnaphthalene	NPT	Lin	736 173551	4202 291739	25420	49806	115161	0.200 30.0	1.00 50.0	5.00	10.0	20.0
1-Methylnaphthalene	NPT	Ave	1108 180305	5990 314615	26047	51777	124303	0.200 30.0	1.00 50.0	5.00	10.0	20.0
Acenaphthylene	ANT	Qua	1761 319635	9023 568020	45490	91795	222508	0.200 30.0	1.00 50.0	5.00	10.0	20.0
Acenaphthene	ANT	Qua	893 189235	5486 337349	25006	47803	129142	0.200 30.0	1.00 50.0	5.00	10.0	20.0
Fluorene	ANT	Qua	1498 227926	5453 425998	33830	60194	155177	0.200 30.0	1.00 50.0	5.00	10.0	20.0
Phenanthrene	PHN	Ave	1974 303905	9354 493056	49383	93111	231718	0.200 30.0	1.00 50.0	5.00	10.0	20.0
Anthracene	PHN	Ave	1742 298885	9128 493502	47464	91019	229236	0.200 30.0	1.00 50.0	5.00	10.0	20.0
Carbazole	PHN	Ave	2027 239621	8467 422232	40347	73717	183202	0.200 30.0	1.00 50.0	5.00	10.0	20.0
Fluoranthene	PHN	Ave	1936 301939	9247 513840	47441	90262	225265	0.200 30.0	1.00 50.0	5.00	10.0	20.0
Pyrene	CRY	Ave	2259 323353	9768 535158	49430	97774	238669	0.200 30.0	1.00 50.0	5.00	10.0	20.0
Benzo[a]anthracene	CRY	Lin	4579 307563	9270 502221	49496	96948	242288	0.200 30.0	1.00 50.0	5.00	10.0	20.0
Chrysene	CRY	Ave	1869 293362	9859 472426	46576	88211	205028	0.200 30.0	1.00 50.0	5.00	10.0	20.0
Benzo[b]fluoranthene	PRY	Lin	1363 285512	9078 523197	49338	86931	204244	0.200 30.0	1.00 50.0	5.00	10.0	20.0
Benzo[k]fluoranthene	PRY	Ave	2908 335436	8216 554548	53608	106676	218874	0.200 30.0	1.00 50.0	5.00	10.0	20.0

FORM VI
GC/MS SEMI VOA INITIAL CALIBRATION DATA
INTERNAL STANDARD RESPONSE AND CONCENTRATION

Lab Name: TestAmerica Tampa Job No.: 680-88298-2 Analy Batch No.: 135466

SDG No.: 68088298-2

Instrument ID: BSMA5973 GC Column: DB-5MS ID: 250 (um) Heated Purge: (Y/N) N

Calibration Start Date: 03/15/2013 12:54 Calibration End Date: 03/15/2013 14:25 Calibration ID: 2833

ANALYTE	IS REF	CURVE TYPE	RESPONSE					CONCENTRATION (UG/ML)				
			LVL 1	LVL 2	LVL 3	LVL 4	LVL 5	LVL 1	LVL 2	LVL 3	LVL 4	LVL 5
			LVL 6	LVL 7				LVL 6	LVL 7			
Benzo[a]pyrene	PRY	Ave	2252 284542	8623 488657	46577	88362	197061	0.200 30.0	1.00 50.0	5.00	10.0	20.0
Indeno[1,2,3-cd]pyrene	PRY	Ave	1763 263461	7610 499702	40658	84090	170555	0.200 30.0	1.00 50.0	5.00	10.0	20.0
Dibenz(a,h)anthracene	PRY	Ave	1807 261651	7049 486347	43660	76903	179169	0.200 30.0	1.00 50.0	5.00	10.0	20.0
Benzo[g,h,i]perylene	PRY	Ave	2117 245198	8597 434983	43115	79114	168914	0.200 30.0	1.00 50.0	5.00	10.0	20.0
o-Terphenyl	PHN	Qua	1416 169501	4478 294944	26653	49925	123980	0.200 30.0	1.00 50.0	5.00	10.0	20.0

Curve Type Legend:

Ave = Average ISTD
Lin = Linear ISTD
Qua = Quadratic ISTD

TestAmerica Laboratories

Semivolatiles 8270C low level PAH

Data file : \\tam-chemsvr\chem\SM\BSMA5973.i\1A031513.b\1AC15003.D
 Lab Smp Id: ICIS-1512372
 Inj Date : 15-MAR-2013 12:54
 Operator : SCC
 Smp Info : ICIS-1512372
 Misc Info :
 Comment :
 Method : \\tam-chemsvr\chem\SM\BSMA5973.i\1A031513.b\a-bFASTPAHi-m.m
 Meth Date : 15-Mar-2013 14:50 BSMA5973.i Quant Type: ISTD
 Cal Date : 15-MAR-2013 14:25 Cal File: 1AC15009.D
 Als bottle: 3 Calibration Sample, Level: 5
 Dil Factor: 1.00000
 Integrator: HP RTE Compound Sublist: pah.sub
 Target Version: 4.14
 Processing Host: TAM1000

Compounds	QUANT	SIG	AMOUNTS					ON-COL
			MASS	RT	EXP RT	REL RT	RESPONSE	
* 1 Naphthalene-d8	136		2.303	2.303	(1.000)	466294	40.0000	
* 6 Acenaphthene-d10	164		3.323	3.323	(1.000)	299519	40.0000	
* 10 Phenanthrene-d10	188		4.247	4.247	(1.000)	466296	40.0000	
\$ 14 o-Terphenyl	230		4.525	4.525	(1.065)	123980	20.0000	18.5533
* 18 Chrysene-d12	240		6.245	6.245	(1.000)	425528	40.0000	
* 23 Perylene-d12	264		7.330	7.330	(1.000)	422731	40.0000	
2 Naphthalene	128		2.313	2.313	(1.005)	212955	20.0000	19.7675
3 2-Methylnaphthalene	141		2.714	2.714	(1.179)	115161	20.0000	21.2202
4 1-Methylnaphthalene	142		2.773	2.773	(1.204)	124303	20.0000	20.0661
5 Acenaphthylene	152		3.238	3.238	(0.974)	222508	20.0000	20.6609
7 Acenaphthene	154		3.344	3.344	(1.006)	129142	20.0000	21.1411
9 Fluorene	166		3.649	3.649	(1.098)	155177	20.0000	20.1489
11 Phenanthrene	178		4.263	4.263	(1.004)	231718	20.0000	19.6069
12 Anthracene	178		4.295	4.295	(1.011)	229236	20.0000	20.0044
13 Carbazole	167		4.456	4.456	(1.049)	183202	20.0000	18.2403
15 Fluoranthene	202		5.113	5.113	(1.204)	225265	20.0000	19.2828
16 Pyrene	202		5.278	5.278	(0.845)	238669	20.0000	19.5616
17 Benzo(a)anthracene	228		6.235	6.235	(0.998)	242288	20.0000	19.7327
19 Chrysene	228		6.261	6.261	(1.003)	205028	20.0000	18.6028
20 Benzo(b)fluoranthene	252		7.052	7.052	(0.962)	204244	20.0000	21.2219
21 Benzo(k)fluoranthene	252		7.073	7.073	(0.965)	218874	20.0000	19.1947
22 Benzo(a)pyrene	252		7.282	7.282	(0.993)	197061	20.0000	19.8637
24 Indeno(1,2,3-cd)pyrene	276		8.035	8.035	(1.096)	170555	20.0000	19.0533(M)
25 Dibenzo(a,h)anthracene	278		8.045	8.045	(1.098)	179169	20.0000	20.1955
26 Benzo(g,h,i)perylene	276		8.222	8.222	(1.122)	168914	20.0000	18.7463

QC Flag Legend

M - Compound response manually integrated.

Data File: 1AC15003.D

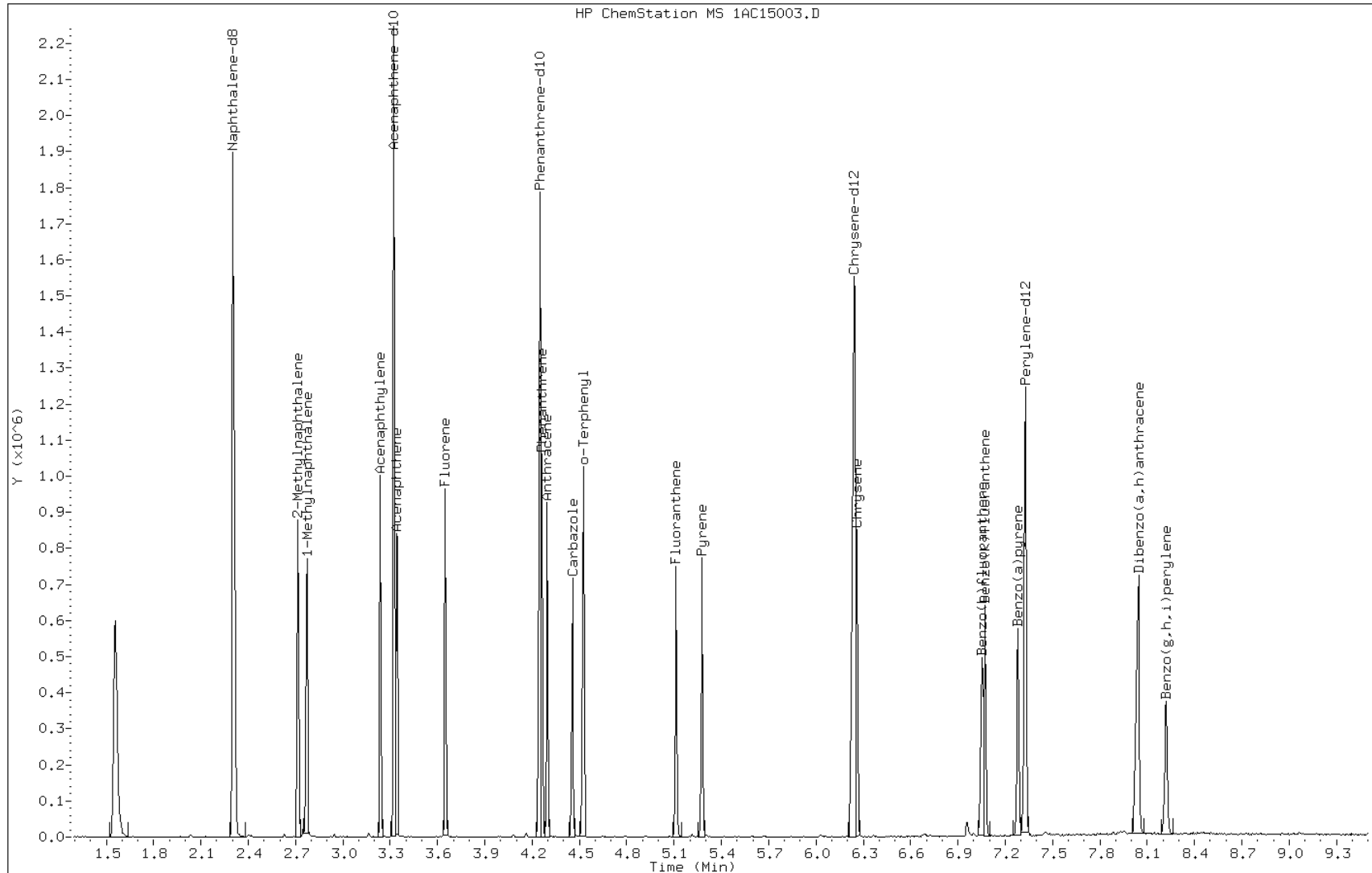
Date: 15-MAR-2013 12:54

Client ID:

Instrument: BSMA5973.i

Sample Info: ICIS-1512372

Operator: SCC

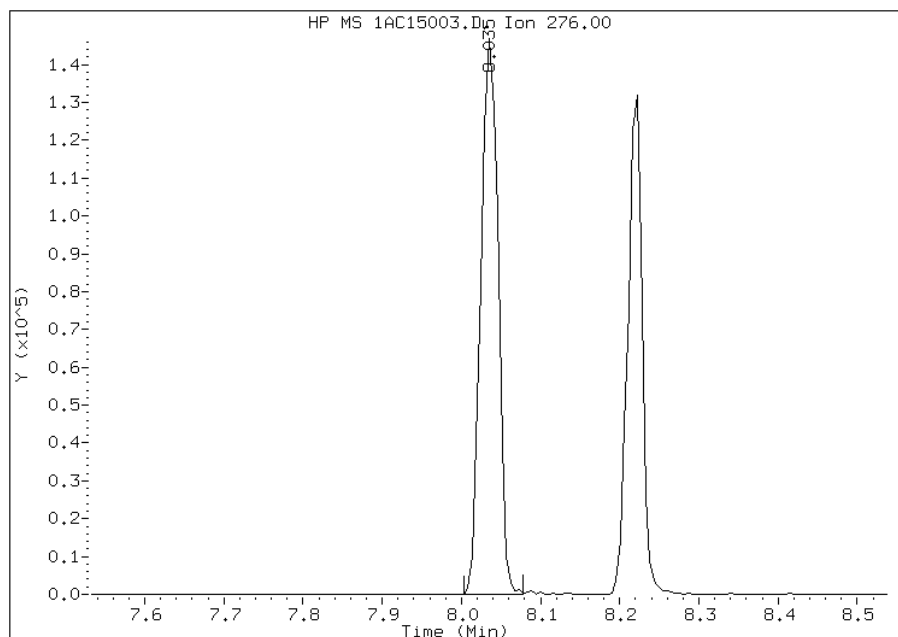


Manual Integration Report

Data File: 1AC15003.D
Inj. Date and Time: 15-MAR-2013 12:54
Instrument ID: BSMA5973.i
Client ID:
Compound: 24 Indeno(1,2,3-cd)pyrene
CAS #: 193-39-5
Report Date: 03/15/2013

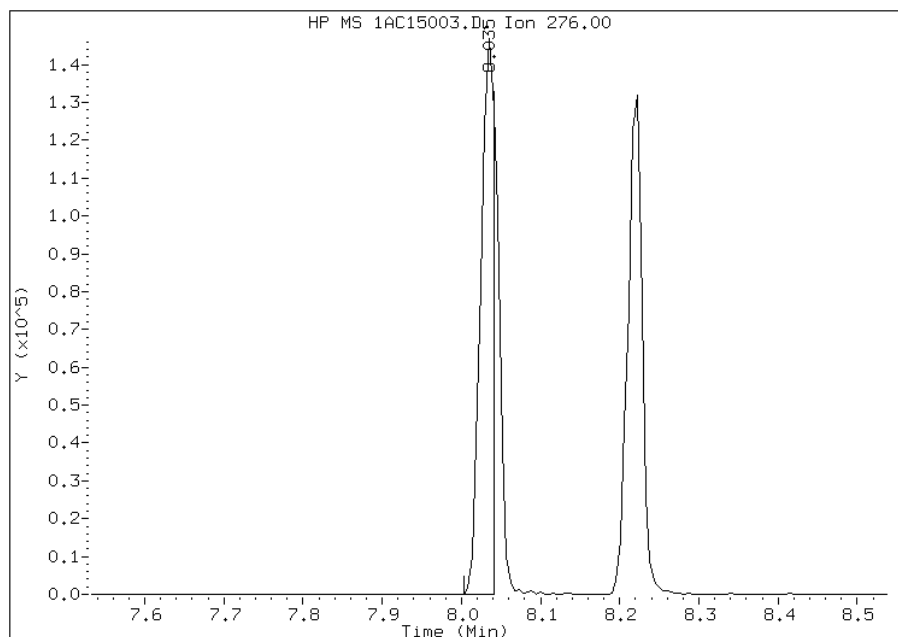
Processing Integration Results

RT: 8.04
Response: 220748
Amount: 25
Conc: 25



Manual Integration Results

RT: 8.04
Response: 170555
Amount: 19
Conc: 19



Manually Integrated By: cantins
Modification Date: 15-Mar-2013 14:45
Manual Integration Reason: Split Peak

TestAmerica Laboratories

Semivolatiles 8270C low level PAH

Data file : \\tam-chemsvr\chem\SM\BSMA5973.i\1A031513.b\1AC15004.D
 Lab Smp Id: IC-1512358
 Inj Date : 15-MAR-2013 13:09
 Operator : SCC
 Smp Info : IC-1512358
 Misc Info :
 Comment :
 Method : \\tam-chemsvr\chem\SM\BSMA5973.i\1A031513.b\a-bFASTPAHi-m.m
 Meth Date : 15-Mar-2013 14:50 BSMA5973.i Quant Type: ISTD
 Cal Date : 15-MAR-2013 12:54 Cal File: 1AC15003.D
 Als bottle: 4 Calibration Sample, Level: 1
 Dil Factor: 1.00000
 Integrator: HP RTE Compound Sublist: pah.sub
 Target Version: 4.14
 Processing Host: TAM1000

Compounds	QUANT	SIG	AMOUNTS					ON-COL
			MASS	RT	EXP RT	REL RT	RESPONSE	
* 1 Naphthalene-d8	136		2.306	2.303	(1.000)	463929	40.0000	
* 6 Acenaphthene-d10	164		3.321	3.323	(1.000)	325790	40.0000	
* 10 Phenanthrene-d10	188		4.245	4.247	(1.000)	442045	40.0000	
\$ 14 o-Terphenyl	230		4.517	4.525	(1.064)	1416	0.20000	0.2235
* 18 Chrysene-d12	240		6.243	6.245	(1.000)	392679	40.0000	
* 23 Perylene-d12	264		7.327	7.330	(1.000)	458007	40.0000	
2 Naphthalene	128		2.311	2.313	(1.002)	2130	0.20000	0.1987
3 2-Methylnaphthalene	141		2.717	2.714	(1.178)	736	0.20000	0.1363(Q)
4 1-Methylnaphthalene	142		2.770	2.773	(1.202)	1108	0.20000	0.1797
5 Acenaphthylene	152		3.235	3.238	(0.974)	1761	0.20000	0.1503
7 Acenaphthene	154		3.337	3.344	(1.005)	893	0.20000	0.1344
9 Fluorene	166		3.646	3.649	(1.098)	1498	0.20000	0.1788(T)
11 Phenanthrene	178		4.261	4.263	(1.004)	1974	0.20000	0.1761
12 Anthracene	178		4.298	4.295	(1.013)	1742	0.20000	0.1603
13 Carbazole	167		4.453	4.456	(1.049)	2027	0.20000	0.2128(T)
15 Fluoranthene	202		5.110	5.113	(1.204)	1936	0.20000	0.1748
16 Pyrene	202		5.276	5.278	(0.845)	2259	0.20000	0.2006
17 Benzo(a)anthracene	228		6.237	6.235	(0.999)	4579	0.20000	0.4041
19 Chrysene	228		6.253	6.261	(1.002)	1869	0.20000	0.1837
20 Benzo(b)fluoranthene	252		7.049	7.052	(0.962)	1363	0.20000	0.1307
21 Benzo(k)fluoranthene	252		7.065	7.073	(0.964)	2908	0.20000	0.2353
22 Benzo(a)pyrene	252		7.274	7.282	(0.993)	2252	0.20000	0.2095
24 Indeno(1,2,3-cd)pyrene	276		8.027	8.035	(1.096)	1763	0.20000	0.1817(M)
25 Dibenzo(a,h)anthracene	278		8.032	8.045	(1.096)	1807	0.20000	0.1879
26 Benzo(g,h,i)perylene	276		8.214	8.222	(1.121)	2117	0.20000	0.2168

QC Flag Legend

- T - Target compound detected outside RT window.
- Q - Qualifier signal failed the ratio test.
- M - Compound response manually integrated.

Data File: 1AC15004.D

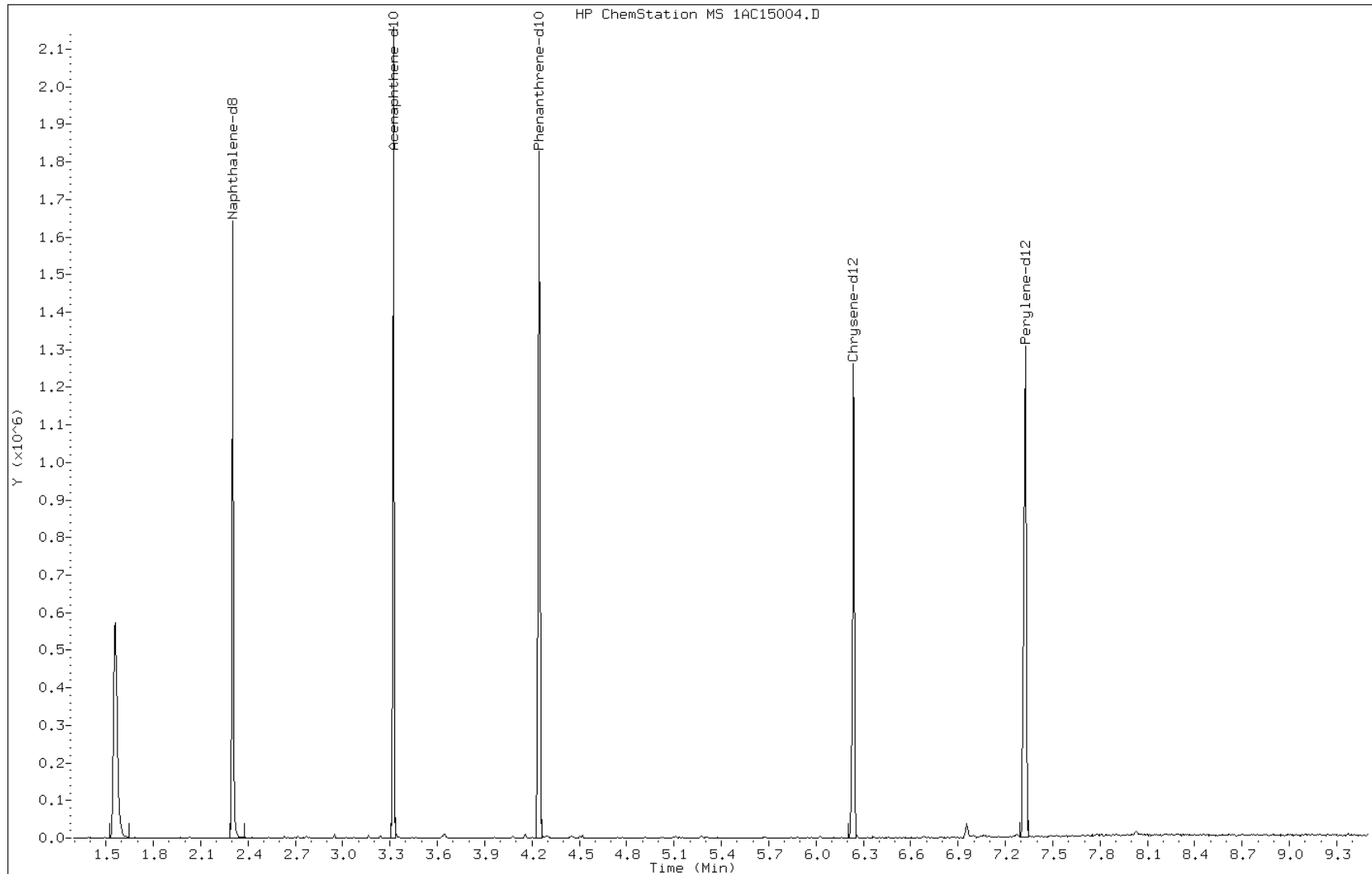
Date: 15-MAR-2013 13:09

Client ID:

Instrument: BSMA5973.i

Sample Info: IC-1512358

Operator: SCC

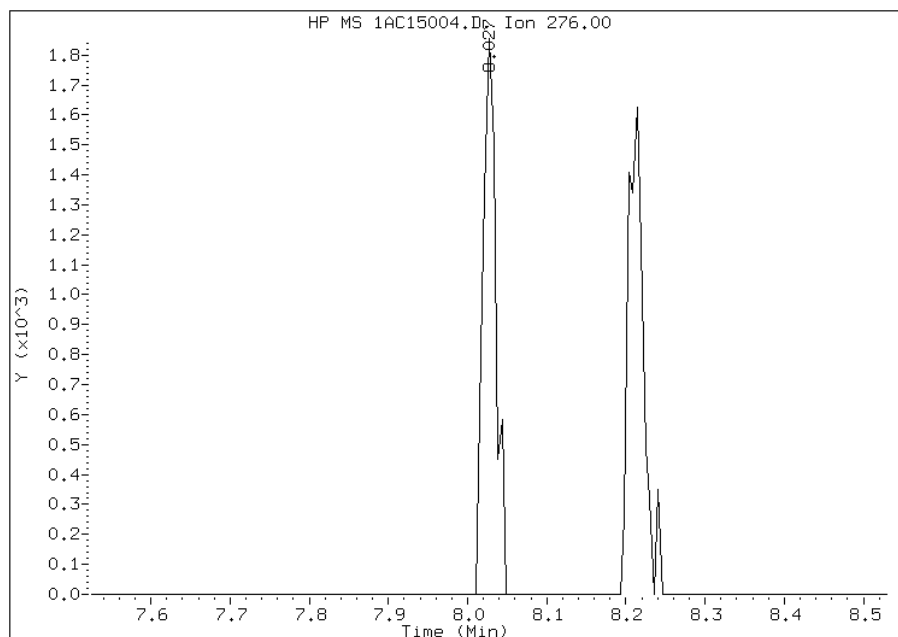


Manual Integration Report

Data File: 1AC15004.D
Inj. Date and Time: 15-MAR-2013 13:09
Instrument ID: BSMA5973.i
Client ID:
Compound: 24 Indeno(1,2,3-cd)pyrene
CAS #: 193-39-5
Report Date: 03/15/2013

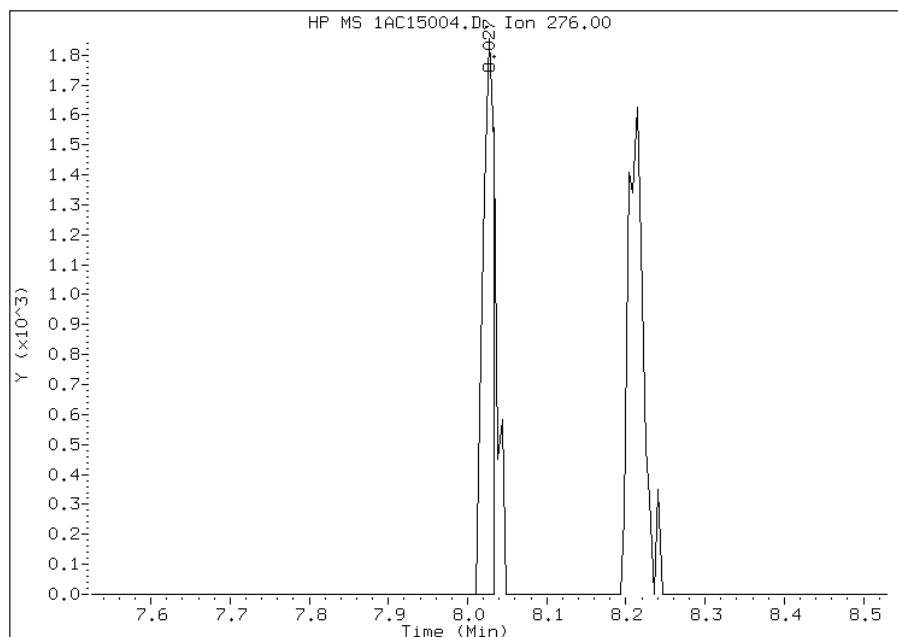
Processing Integration Results

RT: 8.03
Response: 2094
Amount: 0
Conc: 0



Manual Integration Results

RT: 8.03
Response: 1763
Amount: 0
Conc: 0



Manually Integrated By: cantins
Modification Date: 15-Mar-2013 14:47
Manual Integration Reason: Split Peak

TestAmerica Laboratories

Semivolatiles 8270C low level PAH

Data file : \\tam-chemsvr\chem\SM\BSMA5973.i\1A031513.b\1AC15005.D
 Lab Smp Id: IC-1512359
 Inj Date : 15-MAR-2013 13:24
 Operator : SCC
 Smp Info : IC-1512359
 Misc Info :
 Comment :
 Method : \\tam-chemsvr\chem\SM\BSMA5973.i\1A031513.b\1A-bFASTPAHi-m.m
 Meth Date : 15-Mar-2013 14:50 BSMA5973.i Quant Type: ISTD
 Cal Date : 15-MAR-2013 13:09 Cal File: 1AC15004.D
 Als bottle: 5 Calibration Sample, Level: 2
 Dil Factor: 1.00000
 Integrator: HP RTE Compound Sublist: pah.sub
 Target Version: 4.14
 Processing Host: TAM1000

Compounds	QUANT SIG		AMOUNTS				
	MASS	RT	EXP RT	REL RT	RESPONSE	CAL-AMT (ug/ml)	ON-COL (ug/ml)
* 1 Naphthalene-d8	136	2.304	2.303	(1.000)	433180	40.0000	
* 6 Acenaphthene-d10	164	3.324	3.323	(1.000)	306883	40.0000	
* 10 Phenanthrene-d10	188	4.248	4.247	(1.000)	399304	40.0000	
\$ 14 o-Terphenyl	230	4.521	4.525	(1.064)	4478	1.00000	0.7825
* 18 Chrysene-d12	240	6.241	6.245	(1.000)	349216	40.0000	
* 23 Perylene-d12	264	7.325	7.330	(1.000)	394419	40.0000	
2 Naphthalene	128	2.314	2.313	(1.005)	9402	1.00000	0.9394
3 2-Methylnaphthalene	141	2.715	2.714	(1.179)	4202	1.00000	0.8334
4 1-Methylnaphthalene	142	2.768	2.773	(1.202)	5990	1.00000	1.0408
5 Acenaphthylene	152	3.239	3.238	(0.974)	9023	1.00000	0.8177
7 Acenaphthene	154	3.340	3.344	(1.005)	5486	1.00000	0.8765
9 Fluorene	166	3.650	3.649	(1.098)	5453	1.00000	0.6910
11 Phenanthrene	178	4.259	4.263	(1.002)	9354	1.00000	0.9242
12 Anthracene	178	4.291	4.295	(1.010)	9128	1.00000	0.9302
13 Carbazole	167	4.451	4.456	(1.048)	8467	1.00000	0.9844
15 Fluoranthene	202	5.114	5.113	(1.204)	9247	1.00000	0.9243
16 Pyrene	202	5.274	5.278	(0.845)	9768	1.00000	0.9755
17 Benzo(a)anthracene	228	6.235	6.235	(0.999)	9270	1.00000	0.9199
19 Chrysene	228	6.252	6.261	(1.002)	9859	1.00000	1.0900
20 Benzo(b)fluoranthene	252	7.048	7.052	(0.962)	9078	1.00000	1.0109
21 Benzo(k)fluoranthene	252	7.064	7.073	(0.964)	8216	1.00000	0.7722
22 Benzo(a)pyrene	252	7.277	7.282	(0.993)	8623	1.00000	0.9315
24 Indeno(1,2,3-cd)pyrene	276	8.025	8.035	(1.096)	7610	1.00000	0.9111(M)
25 Dibenzo(a,h)anthracene	278	8.030	8.045	(1.096)	7049	1.00000	0.8515
26 Benzo(g,h,i)perylene	276	8.212	8.222	(1.121)	8597	1.00000	1.0225

QC Flag Legend

M - Compound response manually integrated.

Data File: 1AC15005.D

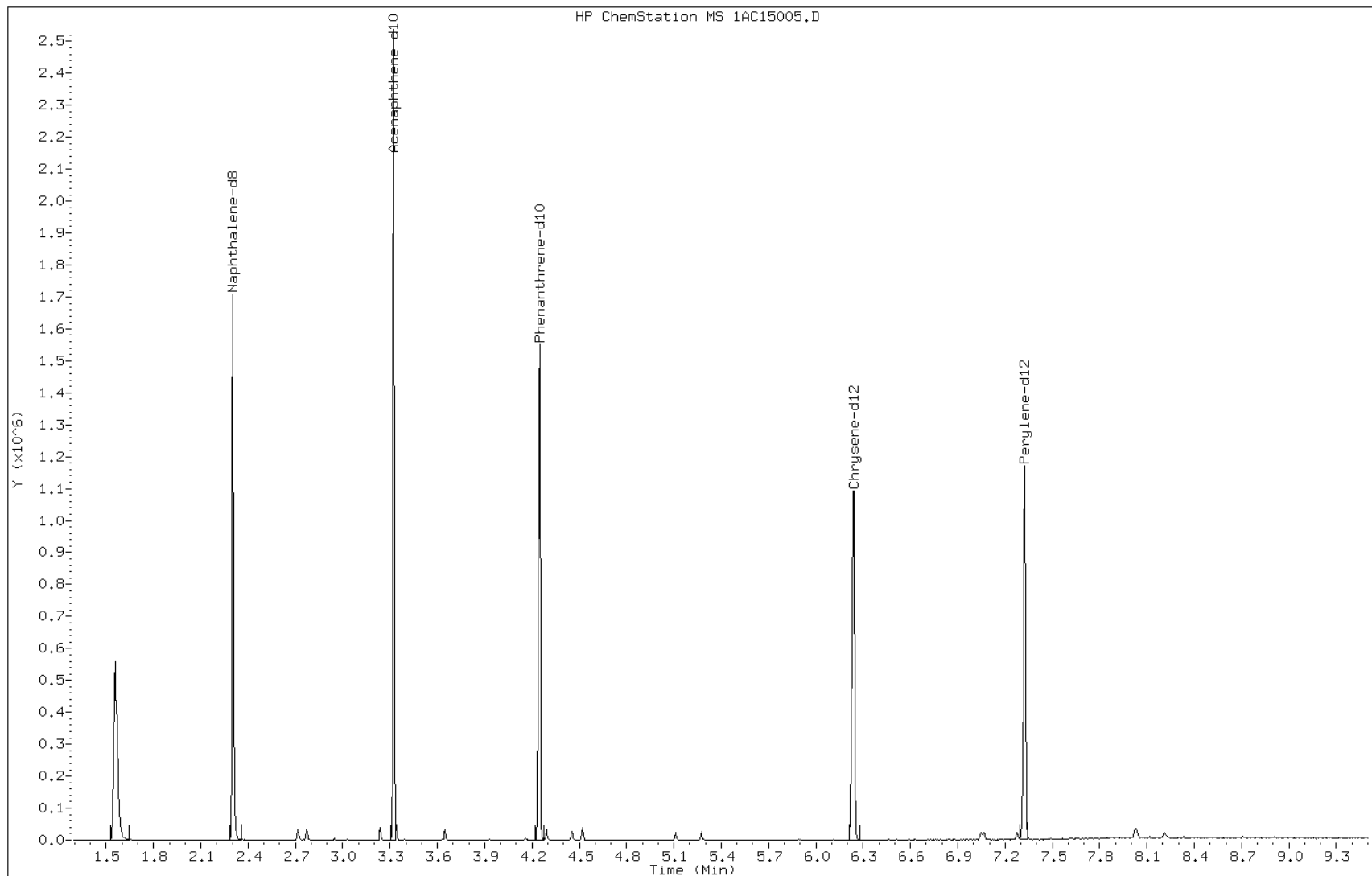
Date: 15-MAR-2013 13:24

Client ID:

Instrument: BSMA5973.i

Sample Info: IC-1512359

Operator: SCC

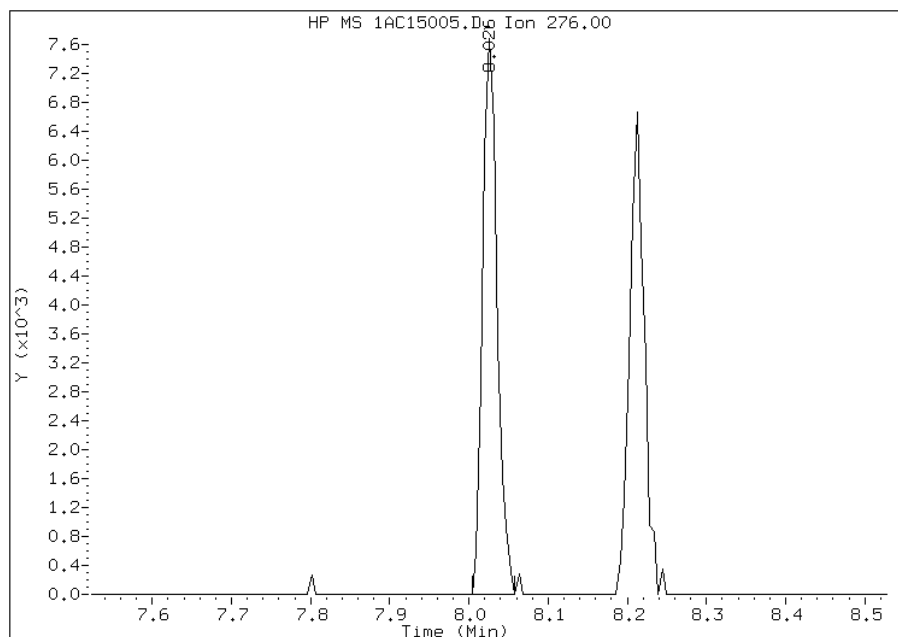


Manual Integration Report

Data File: 1AC15005.D
Inj. Date and Time: 15-MAR-2013 13:24
Instrument ID: BSMA5973.i
Client ID:
Compound: 24 Indeno(1,2,3-cd)pyrene
CAS #: 193-39-5
Report Date: 03/15/2013

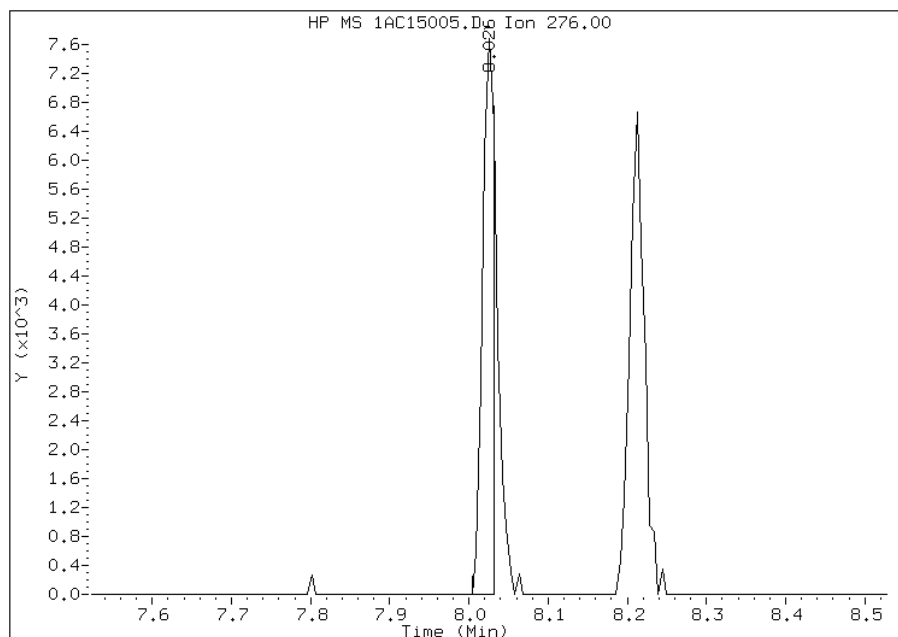
Processing Integration Results

RT: 8.03
Response: 9630
Amount: 1
Conc: 1



Manual Integration Results

RT: 8.03
Response: 7610
Amount: 1
Conc: 1



Manually Integrated By: cantins
Modification Date: 15-Mar-2013 14:48
Manual Integration Reason: Split Peak

TestAmerica Laboratories

Semivolatiles 8270C low level PAH

Data file : \\tam-chemsvr\chem\SM\BSMA5973.i\1A031513.b\1AC15006.D
 Lab Smp Id: IC-1512360
 Inj Date : 15-MAR-2013 13:39
 Operator : SCC
 Smp Info : IC-1512360
 Misc Info :
 Comment :
 Method : \\tam-chemsvr\chem\SM\BSMA5973.i\1A031513.b\a-bFASTPAHi-m.m
 Meth Date : 15-Mar-2013 14:50 BSMA5973.i Quant Type: ISTD
 Cal Date : 15-MAR-2013 13:24 Cal File: 1AC15005.D
 Als bottle: 6 Calibration Sample, Level: 3
 Dil Factor: 1.00000
 Integrator: HP RTE Compound Sublist: pah.sub
 Target Version: 4.14
 Processing Host: TAM1000

Compounds	QUANT	SIG	AMOUNTS					
			CAL-AMT	ON-COL	MASS	RT	EXP RT	REL RT
* 1 Naphthalene-d8	136		40.0000		2.301	2.303	(1.000)	462418
* 6 Acenaphthene-d10	164		40.0000		3.322	3.323	(1.000)	276334
* 10 Phenanthrene-d10	188		40.0000		4.246	4.247	(1.000)	415283
\$ 14 o-Terphenyl	230		5.00000	4.4785	4.523	4.525	(1.065)	26653
* 18 Chrysene-d12	240		40.0000		6.238	6.245	(1.000)	380837
* 23 Perylene-d12	264		40.0000		7.328	7.330	(1.000)	442088
2 Naphthalene	128		5.00000	4.5524	2.312	2.313	(1.005)	48636
3 2-Methylnaphthalene	141		5.00000	4.7233	2.713	2.714	(1.179)	25420
4 1-Methylnaphthalene	142		5.00000	4.2399	2.771	2.773	(1.204)	26047
5 Acenaphthylene	152		5.00000	4.5783	3.236	3.238	(0.974)	45490
7 Acenaphthene	154		5.00000	4.4370	3.338	3.344	(1.005)	25006
9 Fluorene	166		5.00000	4.7612	3.647	3.649	(1.098)	33830
11 Phenanthrene	178		5.00000	4.6918	4.262	4.263	(1.004)	49383
12 Anthracene	178		5.00000	4.6507	4.294	4.295	(1.011)	47464
13 Carbazole	167		5.00000	4.5105	4.449	4.456	(1.048)	40347
15 Fluoranthene	202		5.00000	4.5598	5.111	5.113	(1.204)	47441
16 Pyrene	202		5.00000	4.5267	5.271	5.278	(0.845)	49430
17 Benzo(a)anthracene	228		5.00000	4.5041	6.233	6.235	(0.999)	49496
19 Chrysene	228		5.00000	4.7219	6.254	6.261	(1.003)	46576
20 Benzo(b)fluoranthene	252		5.00000	4.9020	7.050	7.052	(0.962)	49338
21 Benzo(k)fluoranthene	252		5.00000	4.4954	7.066	7.073	(0.964)	53608
22 Benzo(a)pyrene	252		5.00000	4.4893	7.275	7.282	(0.993)	46577
24 Indeno(1,2,3-cd)pyrene	276		5.00000	4.3431(M)	8.023	8.035	(1.095)	40658
25 Dibenzo(a,h)anthracene	278		5.00000	4.7057	8.033	8.045	(1.096)	43660
26 Benzo(g,h,i)perylene	276		5.00000	4.5754	8.210	8.222	(1.120)	43115

QC Flag Legend

M - Compound response manually integrated.

Data File: 1AC15006.D

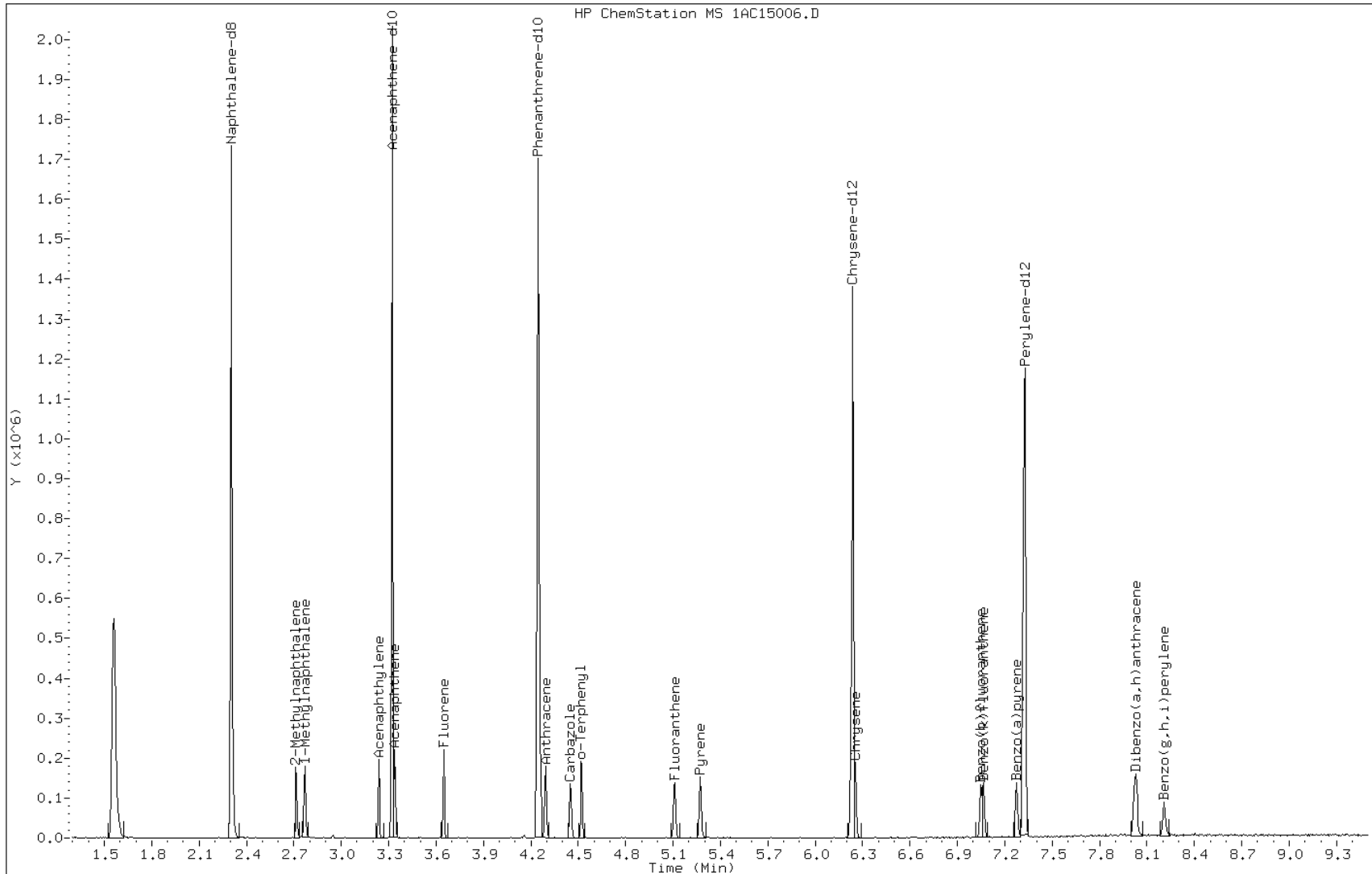
Date: 15-MAR-2013 13:39

Client ID:

Instrument: BSMA5973.i

Sample Info: IC-1512360

Operator: SCC

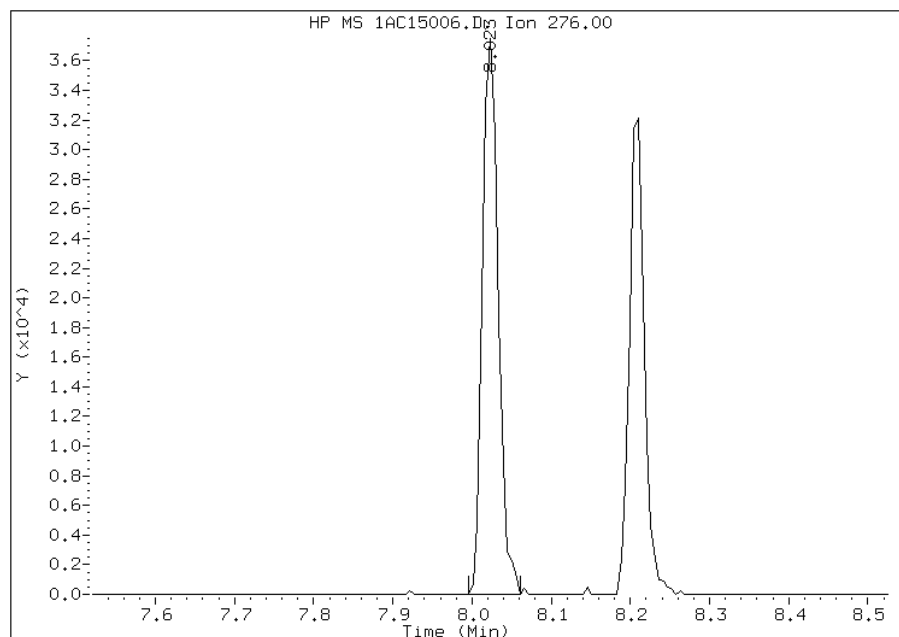


Manual Integration Report

Data File: 1AC15006.D
Inj. Date and Time: 15-MAR-2013 13:39
Instrument ID: BSMA5973.i
Client ID:
Compound: 24 Indeno(1,2,3-cd)pyrene
CAS #: 193-39-5
Report Date: 03/15/2013

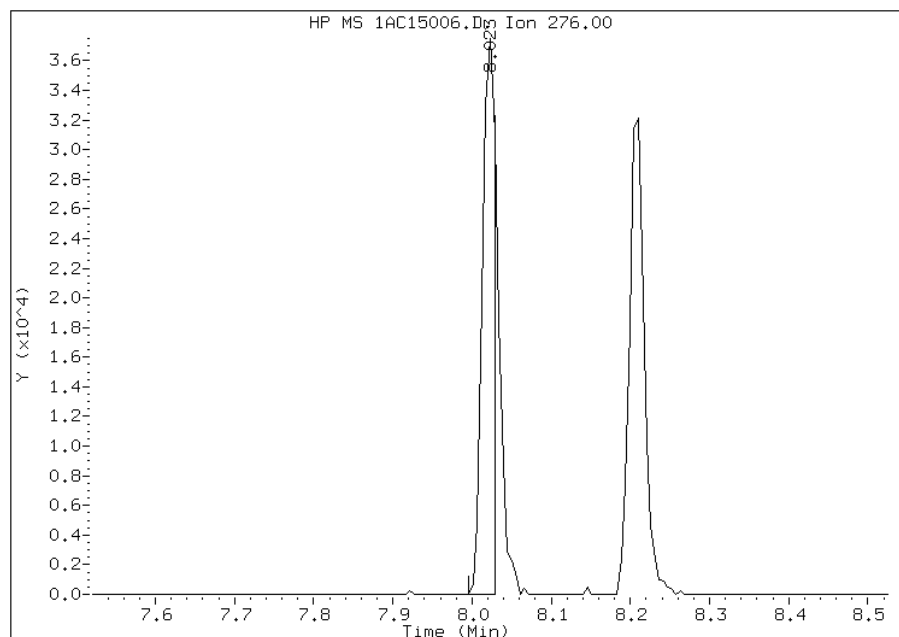
Processing Integration Results

RT: 8.02
Response: 51555
Amount: 5
Conc: 5



Manual Integration Results

RT: 8.02
Response: 40658
Amount: 4
Conc: 4



Manually Integrated By: cantins
Modification Date: 15-Mar-2013 14:48
Manual Integration Reason: Split Peak

TestAmerica Laboratories

Semivolatiles 8270C low level PAH

Data file : \\tam-chemsvr\chem\SM\BSMA5973.i\1A031513.b\1AC15007.D
 Lab Smp Id: IC-1512361
 Inj Date : 15-MAR-2013 13:54
 Operator : SCC
 Smp Info : IC-1512361
 Misc Info :
 Comment :
 Method : \\tam-chemsvr\chem\SM\BSMA5973.i\1A031513.b\1A-bFASTPAHi-m.m
 Meth Date : 15-Mar-2013 14:50 BSMA5973.i Quant Type: ISTD
 Cal Date : 15-MAR-2013 13:39 Cal File: 1AC15006.D
 Als bottle: 7 Calibration Sample, Level: 4
 Dil Factor: 1.00000
 Integrator: HP RTE Compound Sublist: pah.sub
 Target Version: 4.14
 Processing Host: TAM1000

Compounds	QUANT	SIG	AMOUNTS					ON-COL
			MASS	RT	EXP RT	REL RT	RESPONSE	
* 1 Naphthalene-d8	136		2.301	2.303	(1.000)	400821	40.0000	
* 6 Acenaphthene-d10	164		3.321	3.323	(1.000)	243827	40.0000	
* 10 Phenanthrene-d10	188		4.245	4.247	(1.000)	359580	40.0000	
\$ 14 o-Terphenyl	230		4.523	4.525	(1.065)	49925	10.0000	9.6884
* 18 Chrysene-d12	240		6.238	6.245	(1.000)	338736	40.0000	
* 23 Perylene-d12	264		7.322	7.330	(1.000)	380168	40.0000	
2 Naphthalene	128		2.312	2.313	(1.005)	91487	10.0000	9.8794
3 2-Methylnaphthalene	141		2.718	2.714	(1.181)	49806	10.0000	10.6766
4 1-Methylnaphthalene	142		2.771	2.773	(1.204)	51777	10.0000	9.7236
5 Acenaphthylene	152		3.236	3.238	(0.974)	91795	10.0000	10.4704
7 Acenaphthene	154		3.343	3.344	(1.006)	47803	10.0000	9.6130
9 Fluorene	166		3.647	3.649	(1.098)	60194	10.0000	9.6010
11 Phenanthrene	178		4.261	4.263	(1.004)	93111	10.0000	10.2168
12 Anthracene	178		4.293	4.295	(1.011)	91019	10.0000	10.3001
13 Carbazole	167		4.454	4.456	(1.049)	73717	10.0000	9.5178
15 Fluoranthene	202		5.111	5.113	(1.204)	90262	10.0000	10.0195
16 Pyrene	202		5.271	5.278	(0.845)	97774	10.0000	10.0669
17 Benzo(a)anthracene	228		6.227	6.235	(0.998)	96948	10.0000	9.9188
19 Chrysene	228		6.254	6.261	(1.003)	88211	10.0000	10.0543
20 Benzo(b)fluoranthene	252		7.050	7.052	(0.963)	86931	10.0000	10.0438
21 Benzo(k)fluoranthene	252		7.066	7.073	(0.965)	106676	10.0000	10.4026
22 Benzo(a)pyrene	252		7.274	7.282	(0.993)	88362	10.0000	9.9040
24 Indeno(1,2,3-cd)pyrene	276		8.028	8.035	(1.096)	84090	10.0000	10.4457(M)
25 Dibenzo(a,h)anthracene	278		8.033	8.045	(1.097)	76903	10.0000	9.6388
26 Benzo(g,h,i)perylene	276		8.209	8.222	(1.121)	79114	10.0000	9.7632

QC Flag Legend

M - Compound response manually integrated.

Data File: 1AC15007.D

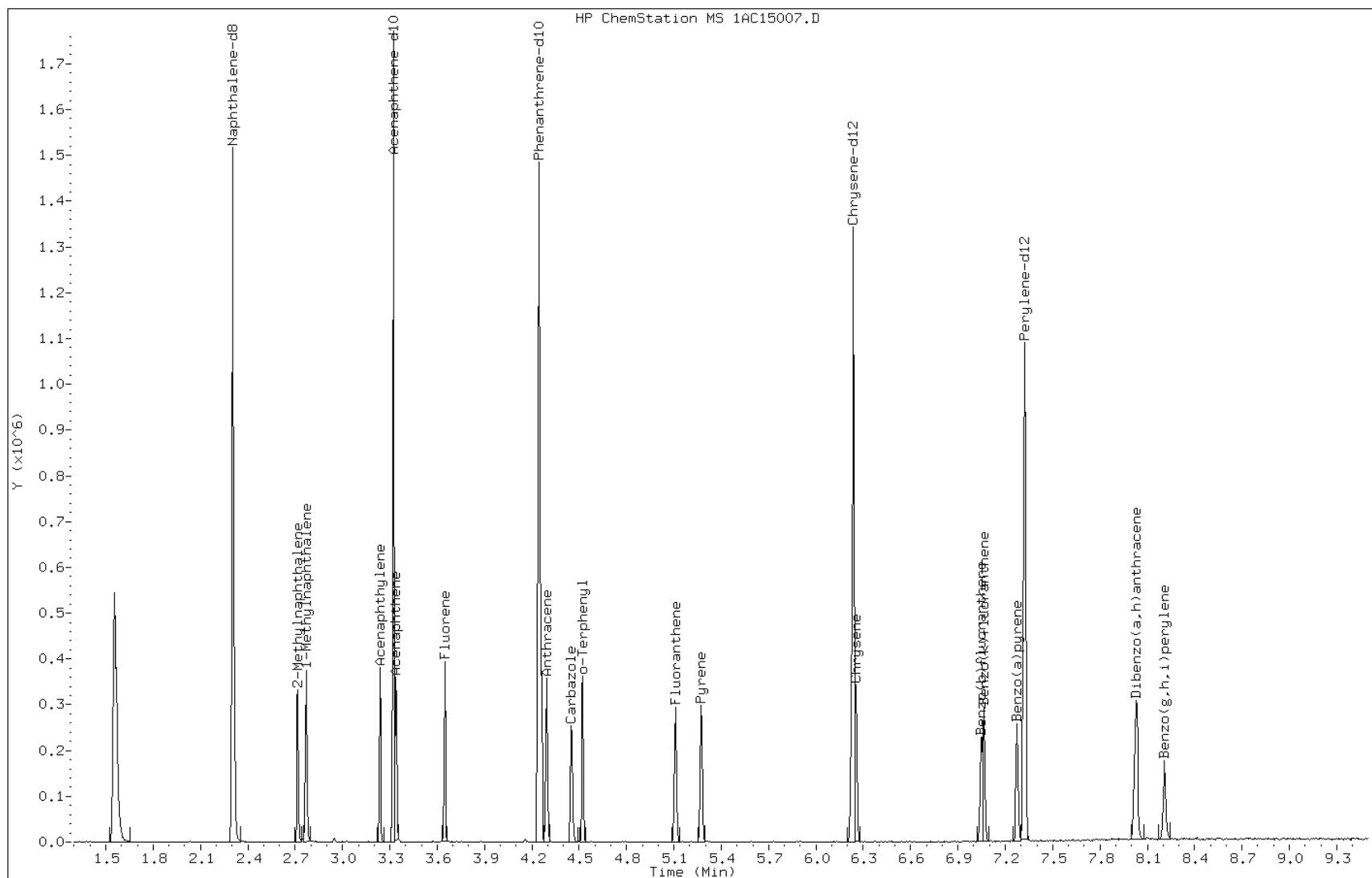
Date: 15-MAR-2013 13:54

Client ID:

Instrument: BSMA5973.i

Sample Info: IC-1512361

Operator: SCC

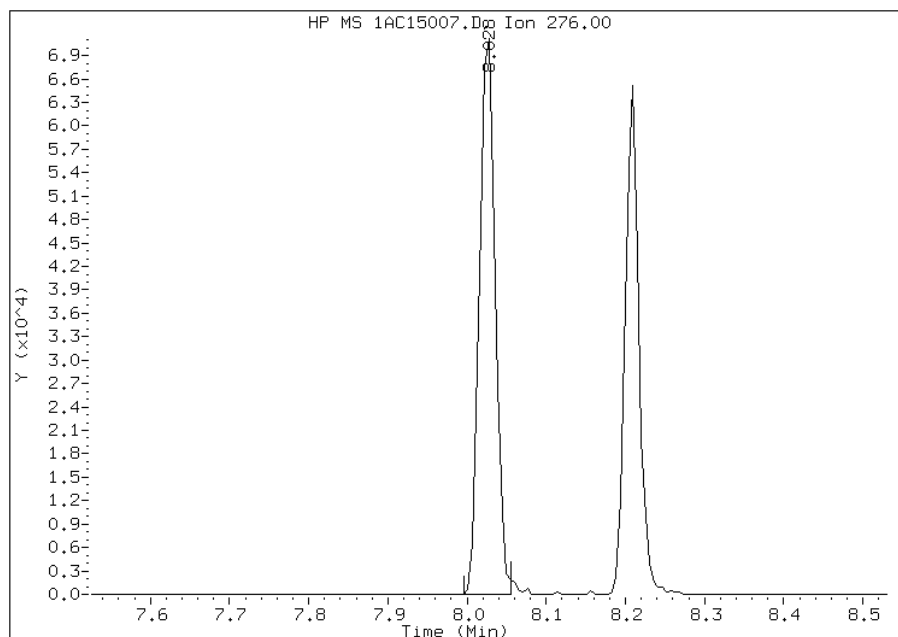


Manual Integration Report

Data File: 1AC15007.D
Inj. Date and Time: 15-MAR-2013 13:54
Instrument ID: BSMA5973.i
Client ID:
Compound: 24 Indeno(1,2,3-cd)pyrene
CAS #: 193-39-5
Report Date: 03/15/2013

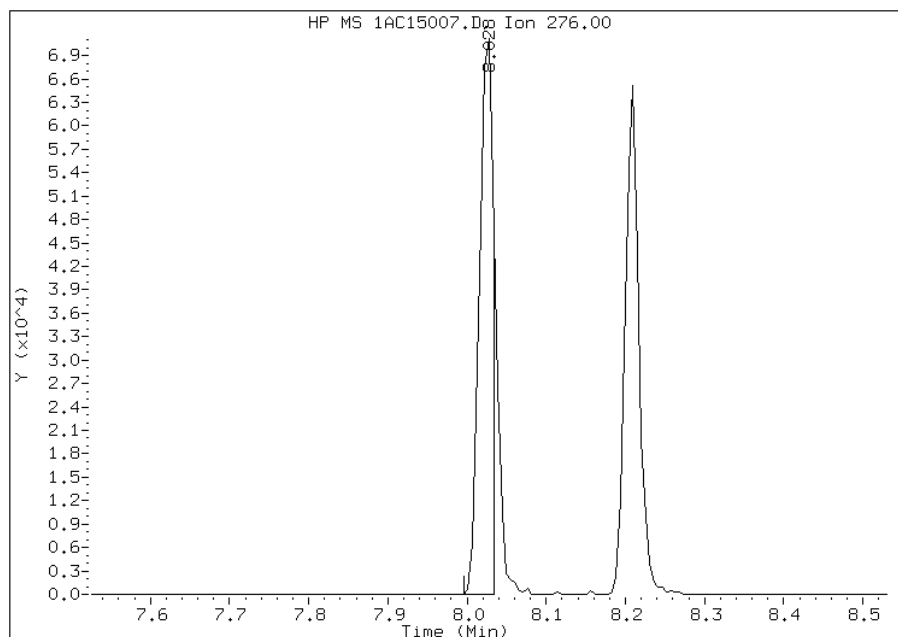
Processing Integration Results

RT: 8.03
Response: 97441
Amount: 11
Conc: 11



Manual Integration Results

RT: 8.03
Response: 84090
Amount: 10
Conc: 10



Manually Integrated By: cantins
Modification Date: 15-Mar-2013 14:49
Manual Integration Reason: Split Peak

TestAmerica Laboratories

Semivolatile 8270C low level PAH

Data file : \\tam-chemsvr\chem\SM\BSMA5973.i\1A031513.b\1AC15008.D
 Lab Smp Id: IC-1512373
 Inj Date : 15-MAR-2013 14:10
 Operator : SCC
 Smp Info : IC-1512373
 Misc Info :
 Comment :
 Method : \\tam-chemsvr\chem\SM\BSMA5973.i\1A031513.b\a-bFASTPAHi-m.m
 Meth Date : 15-Mar-2013 14:50 BSMA5973.i Quant Type: ISTD
 Cal Date : 15-MAR-2013 13:54 Cal File: 1AC15007.D
 Als bottle: 8 Calibration Sample, Level: 6
 Dil Factor: 1.00000
 Integrator: HP RTE Compound Sublist: pah.sub
 Target Version: 4.14
 Processing Host: TAM1000

Compounds	QUANT	SIG	AMOUNTS					ON-COL
			MASS	RT	EXP RT	REL RT	RESPONSE	
* 1 Naphthalene-d8	136		2.302	2.303	(1.000)	411292	40.0000	
* 6 Acenaphthene-d10	164		3.323	3.323	(1.000)	261514	40.0000	
* 10 Phenanthrene-d10	188		4.247	4.247	(1.000)	369627	40.0000	
\$ 14 o-Terphenyl	230		4.525	4.525	(1.065)	169501	30.0000	31.9993
* 18 Chrysene-d12	240		6.239	6.245	(1.000)	356785	40.0000	
* 23 Perylene-d12	264		7.329	7.330	(1.000)	391800	40.0000	
2 Naphthalene	128		2.313	2.313	(1.005)	303622	30.0000	31.9527
3 2-Methylnaphthalene	141		2.719	2.714	(1.181)	173551	30.0000	36.2562
4 1-Methylnaphthalene	142		2.772	2.773	(1.204)	180305	30.0000	32.9988
5 Acenaphthylene	152		3.237	3.238	(0.974)	319635	30.0000	33.9929
7 Acenaphthene	154		3.344	3.344	(1.006)	189235	30.0000	35.4807
9 Fluorene	166		3.648	3.649	(1.098)	227926	30.0000	33.8959
11 Phenanthrene	178		4.263	4.263	(1.004)	303905	30.0000	32.4404
12 Anthracene	178		4.295	4.295	(1.011)	298885	30.0000	32.9038
13 Carbazole	167		4.455	4.456	(1.049)	239621	30.0000	30.0972
15 Fluoranthene	202		5.112	5.113	(1.204)	301939	30.0000	32.6057
16 Pyrene	202		5.278	5.278	(0.846)	323353	30.0000	31.6087
17 Benzo(a)anthracene	228		6.229	6.235	(0.998)	307563	30.0000	29.8752
19 Chrysene	228		6.261	6.261	(1.003)	293362	30.0000	31.7461
20 Benzo(b)fluoranthene	252		7.051	7.052	(0.962)	285512	30.0000	32.0081
21 Benzo(k)fluoranthene	252		7.073	7.073	(0.965)	335436	30.0000	31.7393
22 Benzo(a)pyrene	252		7.281	7.282	(0.993)	284542	30.0000	30.9461
24 Indeno(1,2,3-cd)pyrene	276		8.040	8.035	(1.097)	263461	30.0000	31.7558(M)
25 Dibenzo(a,h)anthracene	278		8.050	8.045	(1.098)	261651	30.0000	31.8210
26 Benzo(g,h,i)perylene	276		8.221	8.222	(1.122)	245198	30.0000	29.3607

QC Flag Legend

M - Compound response manually integrated.

Data File: 1AC15008.D

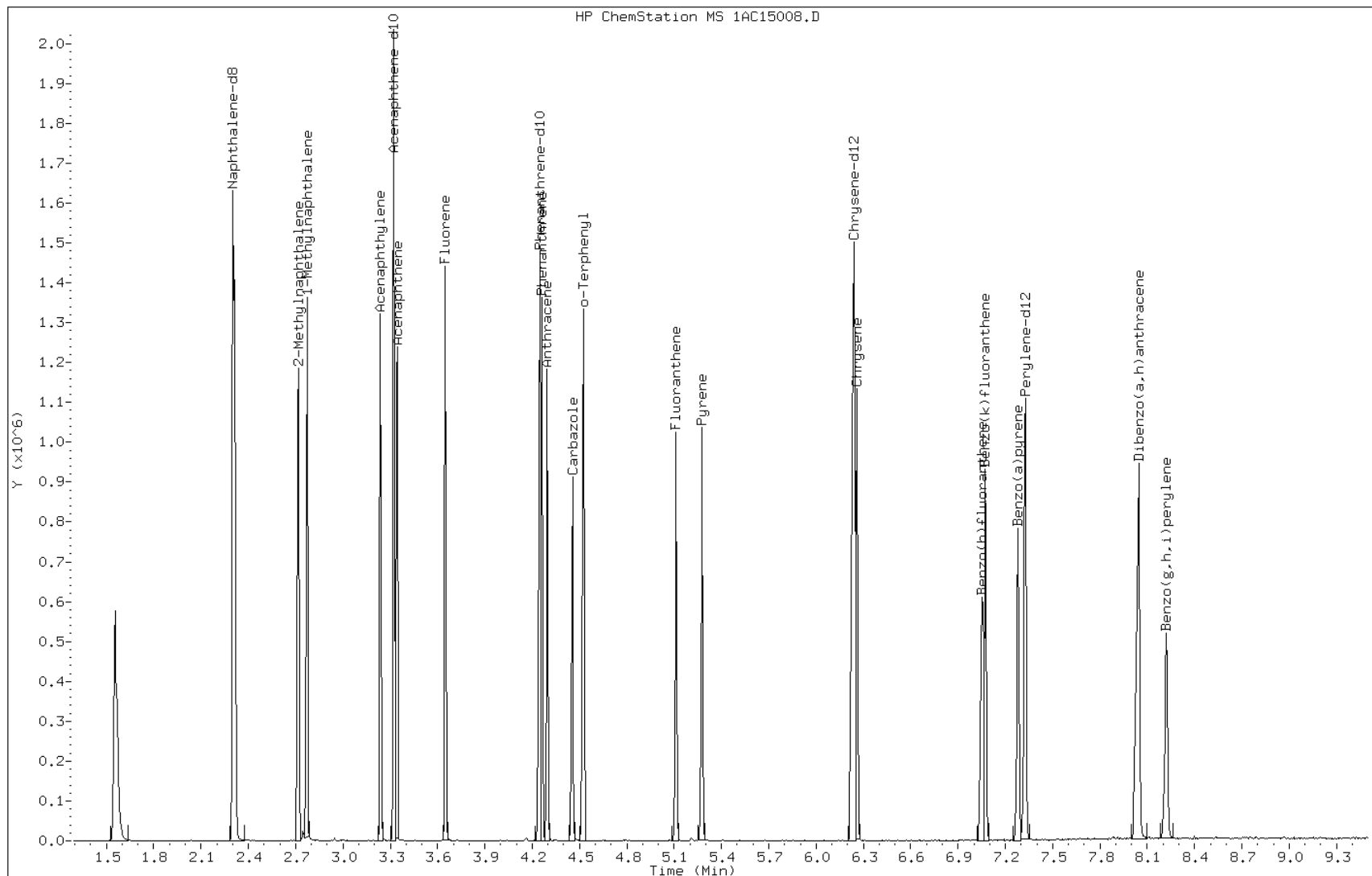
Date: 15-MAR-2013 14:10

Client ID:

Instrument: BSMA5973.i

Sample Info: IC-1512373

Operator: SCC

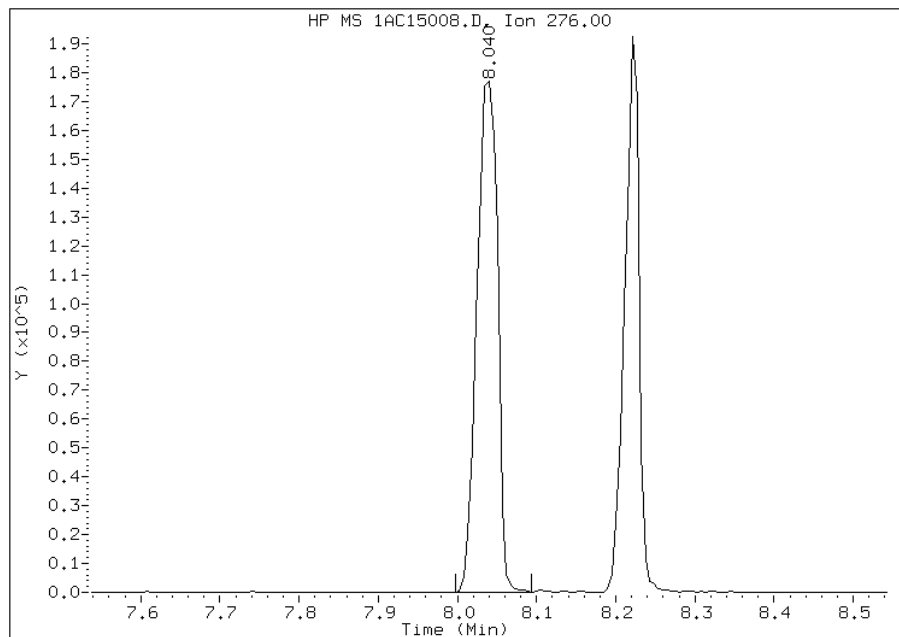


Manual Integration Report

Data File: 1AC15008.D
Inj. Date and Time: 15-MAR-2013 14:10
Instrument ID: BSMA5973.i
Client ID:
Compound: 24 Indeno(1,2,3-cd)pyrene
CAS #: 193-39-5
Report Date: 03/15/2013

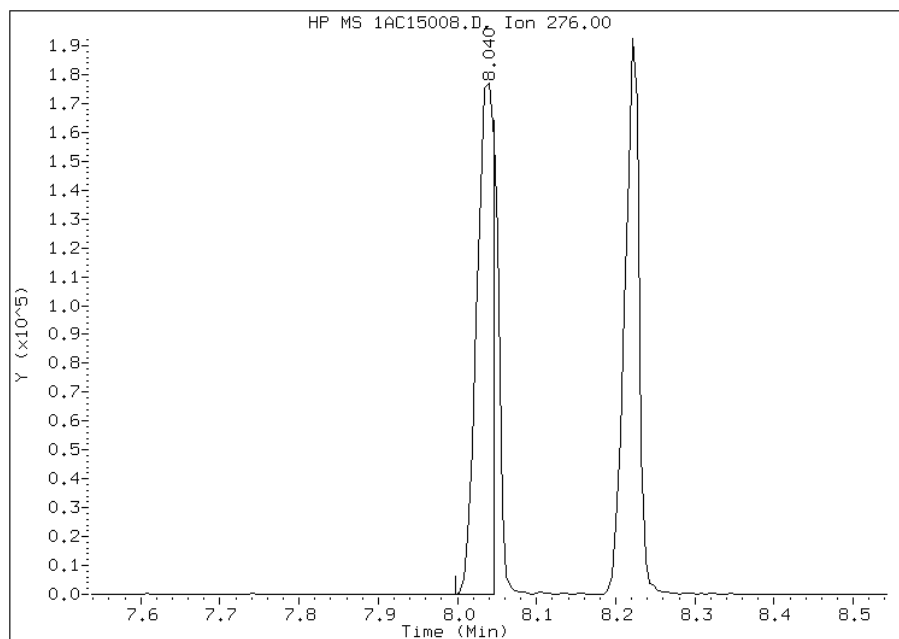
Processing Integration Results

RT: 8.04
Response: 316858
Amount: 34
Conc: 34



Manual Integration Results

RT: 8.04
Response: 263461
Amount: 32
Conc: 32



Manually Integrated By: cantins
Modification Date: 15-Mar-2013 14:49
Manual Integration Reason: Split Peak

TestAmerica Laboratories

Semivolatiles 8270C low level PAH

Data file : \\tam-chemsvr\chem\SM\BSMA5973.i\1A031513.b\1AC15009.D
 Lab Smp Id: IC-1512374
 Inj Date : 15-MAR-2013 14:25
 Operator : SCC
 Smp Info : IC-1512374
 Misc Info :
 Comment :
 Method : \\tam-chemsvr\chem\SM\BSMA5973.i\1A031513.b\1A-bFASTPAHi-m.m
 Meth Date : 15-Mar-2013 14:50 BSMA5973.i Quant Type: ISTD
 Cal Date : 15-MAR-2013 14:10 Cal File: 1AC15008.D
 Als bottle: 9 Calibration Sample, Level: 7
 Dil Factor: 1.00000
 Integrator: HP RTE Compound Sublist: pah.sub
 Target Version: 4.14
 Processing Host: TAM1000

Compounds	QUANT SIG						AMOUNTS	
		MASS	RT	EXP RT	REL RT	RESPONSE	CAL-AMT (ug/ml)	ON-COL (ug/ml)
* 1 Naphthalene-d8	136	2.303	2.303	(1.000)	416711	40.0000		
* 6 Acenaphthene-d10	164	3.324	3.323	(1.000)	242716	40.0000		
* 10 Phenanthrene-d10	188	4.248	4.247	(1.000)	331701	40.0000		
\$ 14 o-Terphenyl	230	4.526	4.525	(1.065)	294944	50.0000	62.0476(A)	
* 18 Chrysene-d12	240	6.246	6.245	(1.000)	346445	40.0000		
* 23 Perylene-d12	264	7.330	7.330	(1.000)	375920	40.0000		
2 Naphthalene	128	2.314	2.313	(1.005)	536733	50.0000	55.7504(A)	
3 2-Methylnaphthalene	141	2.720	2.714	(1.181)	291739	50.0000	60.1540(A)	
4 1-Methylnaphthalene	142	2.773	2.773	(1.204)	314615	50.0000	56.8310(A)	
5 Acenaphthylene	152	3.244	3.238	(0.976)	568020	50.0000	65.0871(A)	
7 Acenaphthene	154	3.345	3.344	(1.006)	337349	50.0000	68.1501(A)	
9 Fluorene	166	3.655	3.649	(1.100)	425998	50.0000	68.2586(A)	
11 Phenanthrene	178	4.264	4.263	(1.004)	493056	50.0000	58.6491(A)	
12 Anthracene	178	4.301	4.295	(1.013)	493502	50.0000	60.5408(A)	
13 Carbazole	167	4.462	4.456	(1.050)	422232	50.0000	59.0976(A)	
15 Fluoranthene	202	5.113	5.113	(1.204)	513840	50.0000	61.8329(A)	
16 Pyrene	202	5.279	5.278	(0.845)	535158	50.0000	53.8747(A)	
17 Benzo(a)anthracene	228	6.235	6.235	(0.998)	502221	50.0000	50.2394(A)	
19 Chrysene	228	6.267	6.261	(1.003)	472426	50.0000	52.6494(A)	
20 Benzo(b)fluoranthene	252	7.058	7.052	(0.963)	523197	50.0000	61.1322(A)	
21 Benzo(k)fluoranthene	252	7.085	7.073	(0.966)	554548	50.0000	54.6885(A)	
22 Benzo(a)pyrene	252	7.288	7.282	(0.994)	488657	50.0000	55.3902(A)	
24 Indeno(1,2,3-cd)pyrene	276	8.051	8.035	(1.098)	499702	50.0000	62.7751(A)	
25 Dibenzo(a,h)anthracene	278	8.057	8.045	(1.099)	486347	50.0000	61.6464(A)	
26 Benzo(g,h,i)perylene	276	8.238	8.222	(1.124)	434983	50.0000	54.2864(A)	

QC Flag Legend

- A - Target compound detected but, quantitated amount exceeded maximum amount.
- M - Compound response manually integrated.

Data File: 1AC15009.D

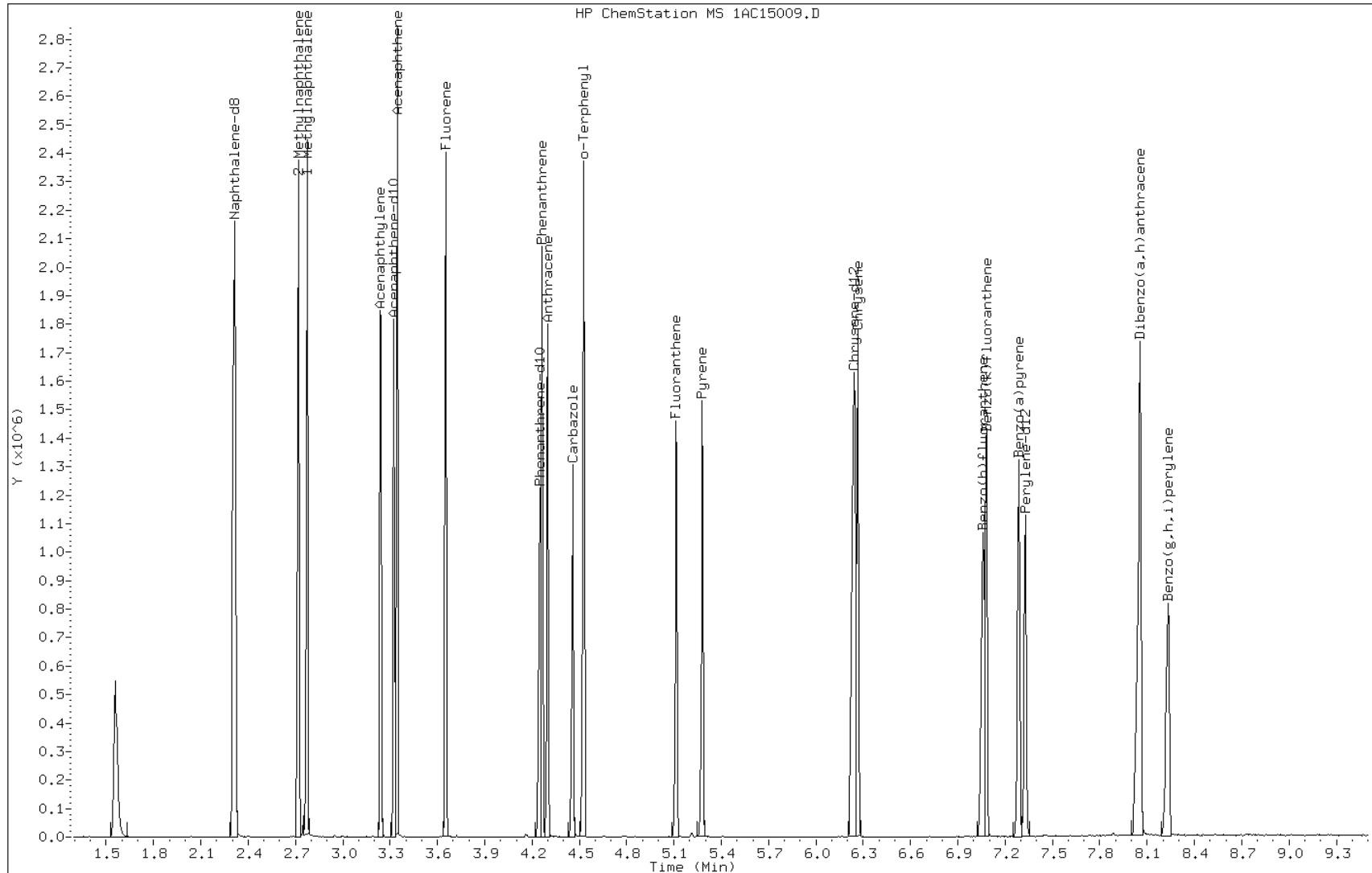
Date: 15-MAR-2013 14:25

Client ID:

Instrument: BSMA5973.i

Sample Info: IC-1512374

Operator: SCC

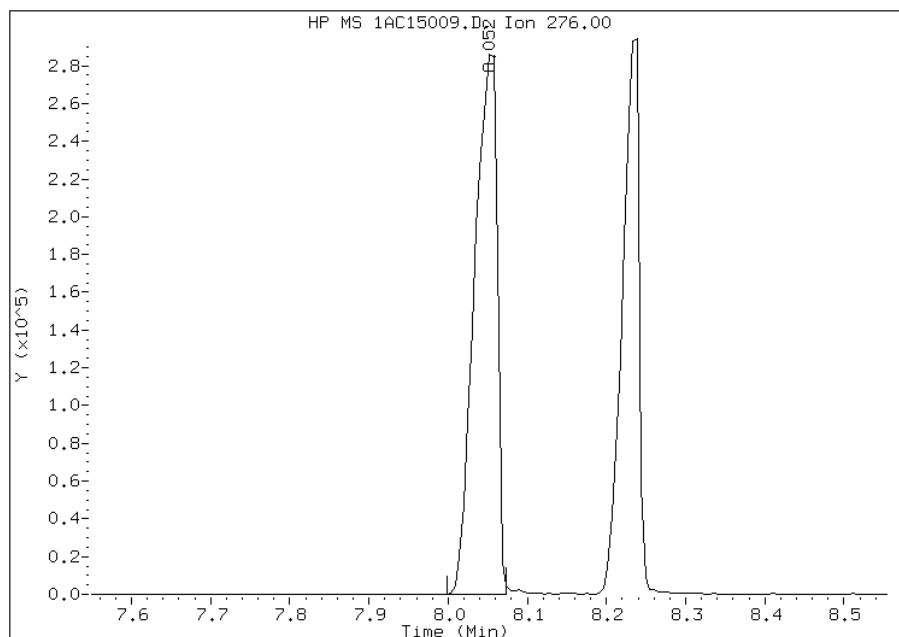


Manual Integration Report

Data File: 1AC15009.D
Inj. Date and Time: 15-MAR-2013 14:25
Instrument ID: BSMA5973.i
Client ID:
Compound: 24 Indeno(1,2,3-cd)pyrene
CAS #: 193-39-5
Report Date: 03/15/2013

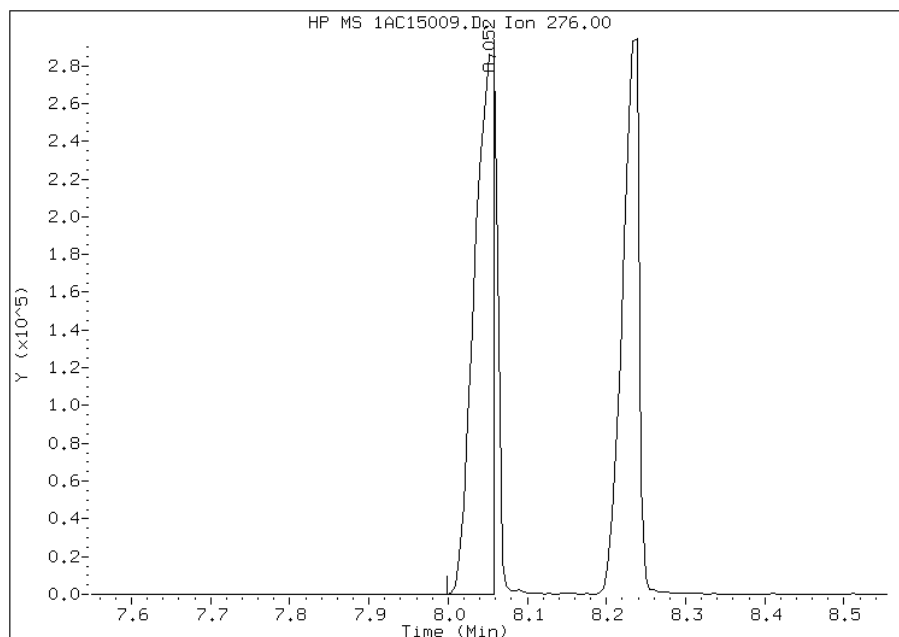
Processing Integration Results

RT: 8.05
Response: 563658
Amount: 61
Conc: 61



Manual Integration Results

RT: 8.05
Response: 499702
Amount: 63
Conc: 63



Manually Integrated By: cantins
Modification Date: 15-Mar-2013 14:50
Manual Integration Reason: Split Peak

FORM VI
GC/MS SEMI VOA INITIAL CALIBRATION DATA
INTERNAL STANDARD CURVE EVALUATION

Lab Name: TestAmerica Tampa Job No.: 680-88298-2 Analy Batch No.: 134776

SDG No.: 68088298-2

Instrument ID: BSMC5973 GC Column: DB-5MS ID: 250 (um) Heated Purge: (Y/N) N

Calibration Start Date: 02/22/2013 11:57 Calibration End Date: 02/22/2013 13:48 Calibration ID: 2760

Calibration Files:

LEVEL:	LAB SAMPLE ID:	LAB FILE ID:
Level 1	IC 660-134776/3	1CB22003.D
Level 2	IC 660-134776/4	1CB22004.D
Level 3	IC 660-134776/5	1CB22005.D
Level 4	IC 660-134776/6	1CB22006.D
Level 5	ICIS 660-134776/7	1CB22007.D
Level 6	IC 660-134776/8	1CB22008.D
Level 7	IC 660-134776/9	1CB22009.D

ANALYTE	RRF					CURVE TYPE	COEFFICIENT			#	MIN RRF	%RSD	#	MAX %RSD	R ² OR COD	#	MIN R ² OR COD
	LVL 1	LVL 2	LVL 3	LVL 4	LVL 5		B	M1	M2								
	LVL 6	LVL 7															
Naphthalene	0.9712 1.0467	1.0104 1.0669	1.0471	1.0871	1.0600	Ave		1.0414			0.0000	3.7		15.0			
2-Methylnaphthalene	0.7372 0.6936	0.6277 0.6981	0.6498	0.7330	0.7230	Ave		0.6946			0.0000	6.0		15.0			
1-Methylnaphthalene	0.5602 0.6374	0.5666 0.6603	0.6541	0.6977	0.6523	Ave		0.6326			0.0000	8.0		15.0			
Acenaphthylene	1.6507 1.6289	1.4259 1.6887	1.5782	1.6615	1.6547	Ave		1.6127			0.0000	5.5		15.0			
Acenaphthene	1.1992 0.9520	0.9269 0.9711	1.0052	0.9958	0.9664	Ave		1.0024			0.0000	9.0		15.0			
Fluorene	1.2003 1.2968	1.2155 1.3216	1.2084	1.3213	1.3097	Ave		1.2677			0.0000	4.5		15.0			
Phenanthrene	1.3236 1.1268	1.1829 1.1367	1.1369	1.0982	1.0913	Ave		1.1566			0.0000	6.9		15.0			
Anthracene	1.1830 1.1477	1.0495 1.1690	1.1368	1.1486	1.0836	Ave		1.1312			0.0000	4.2		15.0			
Carbazole	1.1097 0.9866	0.9191 1.0122	0.9992	1.0253	0.9866	Ave		1.0055			0.0000	5.7		15.0			
Fluoranthene	1.3263 1.3062	1.1270 1.2838	1.2811	1.2806	1.2615	Ave		1.2666			0.0000	5.1		15.0			
Pyrene	1.0694 1.0644	1.0908 1.1171	1.0556	1.0637	1.0636	Ave		1.0749			0.0000	2.0		15.0			
Benzo[a]anthracene	1.5187 1.0791	1.1715 1.0797	1.0862	1.0840	1.0620	Ave		1.1545			0.0000	14.3		15.0			
Chrysene	1.3833 1.1146	1.1955 1.1060	1.0804	1.1163	1.0913	Ave		1.1553			0.0000	9.3		15.0			
Benzo[b]fluoranthene	1.0729 1.0767	0.9591 1.0902	0.9699	1.0114	1.1373	Ave		1.0453			0.0000	6.4		15.0			

Note: The m1 coefficient is the same as Ave RRF for an Ave curve type.

FORM VI
GC/MS SEMI VOA INITIAL CALIBRATION DATA
INTERNAL STANDARD CURVE EVALUATION

Lab Name: TestAmerica Tampa Job No.: 680-88298-2 Analy Batch No.: 134776

SDG No.: 68088298-2

Instrument ID: BSMC5973 GC Column: DB-5MS ID: 250 (um) Heated Purge: (Y/N) N

Calibration Start Date: 02/22/2013 11:57 Calibration End Date: 02/22/2013 13:48 Calibration ID: 2760

ANALYTE	RRF					CURVE TYPE	COEFFICIENT			#	MIN RRF	%RSD	#	MAX %RSD	R^2 OR COD	#	MIN R^2 OR COD
	LVL 1	LVL 2	LVL 3	LVL 4	LVL 5		B	M1	M2								
	LVL 6	LVL 7															
Benzo[k]fluoranthene	1.0803 1.0851	0.9472 1.1214	1.1337	1.1178	1.0210	Ave		1.0724			0.0000	6.2	15.0				
Benzo[a]pyrene	0.9920 1.0612	0.9445 1.0775	0.9754	1.0337	1.0234	Ave		1.0154			0.0000	4.7	15.0				
Indeno[1,2,3-cd]pyrene	0.9988 0.9513	0.8331 1.0162	0.9231	0.9673	0.9964	Ave		0.9552			0.0000	6.5	15.0				
Dibenz(a,h)anthracene	0.9790 0.9541	0.8572 0.9549	0.9225	0.9559	0.9165	Ave		0.9343			0.0000	4.3	15.0				
Benzo[g,h,i]perylene	1.0736 0.9972	0.9178 1.0017	1.0049	1.0311	0.9680	Ave		0.9992			0.0000	4.9	15.0				
o-Terphenyl	0.5990 0.6241	0.5420 0.6195	0.6120	0.6306	0.6003	Ave		0.6039			0.0000	4.9	15.0				

Note: The m1 coefficient is the same as Ave RRF for an Ave curve type.

FORM VI
GC/MS SEMI VOA INITIAL CALIBRATION DATA
INTERNAL STANDARD RESPONSE AND CONCENTRATION

Lab Name: TestAmerica Tampa Job No.: 680-88298-2 Analy Batch No.: 134776

SDG No.: 68088298-2

Instrument ID: BSMC5973 GC Column: DB-5MS ID: 250 (um) Heated Purge: (Y/N) N

Calibration Start Date: 02/22/2013 11:57 Calibration End Date: 02/22/2013 13:48 Calibration ID: 2760

Calibration Files:

LEVEL:	LAB SAMPLE ID:	LAB FILE ID:
Level 1	IC 660-134776/3	1CB22003.D
Level 2	IC 660-134776/4	1CB22004.D
Level 3	IC 660-134776/5	1CB22005.D
Level 4	IC 660-134776/6	1CB22006.D
Level 5	ICIS 660-134776/7	1CB22007.D
Level 6	IC 660-134776/8	1CB22008.D
Level 7	IC 660-134776/9	1CB22009.D

ANALYTE	IS REF	CURVE TYPE	RESPONSE					CONCENTRATION (UG/ML)				
			LVL 1 LVL 6	LVL 2 LVL 7	LVL 3	LVL 4	LVL 5	LVL 1 LVL 6	LVL 2 LVL 7	LVL 3	LVL 4	LVL 5
Naphthalene	NPT	Ave	5702 977462	31413 1788680	148399	315626	643945	0.200 30.0	1.00 50.0	5.00	10.0	20.0
2-Methylnaphthalene	NPT	Ave	4328 647691	19516 1170415	92089	212804	439231	0.200 30.0	1.00 50.0	5.00	10.0	20.0
1-Methylnaphthalene	NPT	Ave	3289 595177	17615 1106965	92698	202550	396283	0.200 30.0	1.00 50.0	5.00	10.0	20.0
Acenaphthylene	ANT	Ave	7443 1208002	33214 2158422	172573	371048	771781	0.200 30.0	1.00 50.0	5.00	10.0	20.0
Acenaphthene	ANT	Ave	5407 706037	21590 1241216	109910	222376	450754	0.200 30.0	1.00 50.0	5.00	10.0	20.0
Fluorene	ANT	Ave	5412 961751	28314 1689190	132137	295086	610839	0.200 30.0	1.00 50.0	5.00	10.0	20.0
Phenanthrene	PHN	Ave	11408 1575924	51473 2774518	234717	474400	1014750	0.200 30.0	1.00 50.0	5.00	10.0	20.0
Anthracene	PHN	Ave	10196 1605221	45666 2853457	234701	496179	1007571	0.200 30.0	1.00 50.0	5.00	10.0	20.0
Carbazole	PHN	Ave	9564 1379814	39992 2470847	206292	442919	917432	0.200 30.0	1.00 50.0	5.00	10.0	20.0
Fluoranthene	PHN	Ave	11431 1826908	49039 3133704	264484	553174	1173070	0.200 30.0	1.00 50.0	5.00	10.0	20.0
Pyrene	CRY	Ave	12023 1978030	58472 3458322	286919	587163	1289224	0.200 30.0	1.00 50.0	5.00	10.0	20.0
Benzo[a]anthracene	CRY	Ave	17074 2005529	62799 3342573	295256	598352	1287277	0.200 30.0	1.00 50.0	5.00	10.0	20.0
Chrysene	CRY	Ave	15552 2071419	64086 3423784	293675	616185	1322748	0.200 30.0	1.00 50.0	5.00	10.0	20.0
Benzo[b]fluoranthene	PRY	Ave	13018 2159068	56338 3419972	280988	609549	1514965	0.200 30.0	1.00 50.0	5.00	10.0	20.0
Benzo[k]fluoranthene	PRY	Ave	13108 2175966	55640 3517880	328460	673624	1360131	0.200 30.0	1.00 50.0	5.00	10.0	20.0

FORM VI
GC/MS SEMI VOA INITIAL CALIBRATION DATA
INTERNAL STANDARD RESPONSE AND CONCENTRATION

Lab Name: TestAmerica Tampa Job No.: 680-88298-2 Analy Batch No.: 134776

SDG No.: 68088298-2

Instrument ID: BSMC5973 GC Column: DB-5MS ID: 250 (um) Heated Purge: (Y/N) N

Calibration Start Date: 02/22/2013 11:57 Calibration End Date: 02/22/2013 13:48 Calibration ID: 2760

ANALYTE	IS REF	CURVE TYPE	RESPONSE					CONCENTRATION (UG/ML)				
			LVL 1	LVL 2	LVL 3	LVL 4	LVL 5	LVL 1	LVL 2	LVL 3	LVL 4	LVL 5
			LVL 6	LVL 7				LVL 6	LVL 7			
Benzo[a]pyrene	PRY	Ave	12036 2128065	55481 3380087	282594	622966	1363217	0.200 30.0	1.00 50.0	5.00	10.0	20.0
Indeno[1,2,3-cd]pyrene	PRY	Ave	12119 1907725	48940 3187834	267436	582935	1327322	0.200 30.0	1.00 50.0	5.00	10.0	20.0
Dibenz(a,h)anthracene	PRY	Ave	11879 1913283	50354 2995648	267252	576071	1220845	0.200 30.0	1.00 50.0	5.00	10.0	20.0
Benzo[g,h,i]perylene	PRY	Ave	13026 1999689	53913 3142464	291148	621425	1289503	0.200 30.0	1.00 50.0	5.00	10.0	20.0
o-Terphenyl	PHN	Ave	5163 872937	23584 1512079	126358	272397	558161	0.200 30.0	1.00 50.0	5.00	10.0	20.0

Curve Type Legend:

Ave = Average ISTD

TestAmerica Laboratories

Semivolatiles 8270C low level PAH

Data file : \\tam-chemsvr\chem\SM\BSMC5973.i\1C022213.b\1CB22003.D
 Lab Smp Id: IC-1512358
 Inj Date : 22-FEB-2013 11:57
 Operator : SCC
 Smp Info : IC-1512358
 Misc Info :
 Comment :
 Method : \\tam-chemsvr\chem\SM\BSMC5973.i\1C022213.b\1CB22003.D\1CB22003.D
 Meth Date : 22-Feb-2013 14:16 BSMC5973.i Quant Type: ISTD
 Cal Date : 22-FEB-2013 13:48 Cal File: 1CB22009.D
 Als bottle: 3 Calibration Sample, Level: 1
 Dil Factor: 1.00000
 Integrator: HP RTE Compound Sublist: pah.sub
 Target Version: 4.14
 Processing Host: TAM1000

Compounds	QUANT SIG					AMOUNTS	
	MASS	RT	EXP RT	REL RT	RESPONSE	CAL-AMT (ug/ml)	ON-COL (ug/ml)
* 1 Naphthalene-d8	136	3.804	3.804	(1.000)	1174200	40.0000	
* 6 Acenaphthene-d10	164	4.892	4.892	(1.000)	901777	40.0000	
* 10 Phenanthrene-d10	188	5.845	5.845	(1.000)	1723779	40.0000	
\$ 14 o-Terphenyl	230	6.098	6.098	(1.043)	5163	0.20000	0.1983
* 18 Chrysene-d12	240	7.798	7.798	(1.000)	2248468	40.0000	
* 23 Perylene-d12	264	9.015	9.015	(1.000)	2426654	40.0000	
2 Naphthalene	128	3.816	3.816	(1.003)	5702	0.20000	0.1865(Q)
3 2-Methylnaphthalene	142	4.245	4.245	(1.116)	4328	0.20000	0.2122
4 1-Methylnaphthalene	142	4.310	4.310	(1.133)	3289	0.20000	0.1771
5 Acenaphthylene	152	4.804	4.804	(0.982)	7443	0.20000	0.2047
7 Acenaphthene	154	4.915	4.915	(1.005)	5407	0.20000	0.2392
9 Fluorene	166	5.233	5.233	(1.070)	5412	0.20000	0.1893
11 Phenanthrene	178	5.862	5.862	(1.003)	11408	0.20000	0.2288
12 Anthracene	178	5.898	5.898	(1.009)	10196	0.20000	0.2091
13 Carbazole	167	6.004	6.004	(1.027)	9564	0.20000	0.2207
15 Fluoranthene	202	6.704	6.704	(1.147)	11431	0.20000	0.2094
16 Pyrene	202	6.874	6.874	(0.882)	12023	0.20000	0.1989
17 Benzo(a)anthracene	228	7.792	7.792	(0.999)	17074	0.20000	0.2631
19 Chrysene	228	7.815	7.815	(1.002)	15552	0.20000	0.2394
20 Benzo(b)fluoranthene	252	8.656	8.656	(0.960)	13018	0.20000	0.2052
21 Benzo(k)fluoranthene	252	8.674	8.674	(0.962)	13108	0.20000	0.2014
22 Benzo(a)pyrene	252	8.956	8.956	(0.993)	12036	0.20000	0.1953
24 Indeno(1,2,3-cd)pyrene	276	10.233	10.233	(1.135)	12119	0.20000	0.2001(M)
25 Dibenzo(a,h)anthracene	278	10.250	10.250	(1.137)	11879	0.20000	0.2095
26 Benzo(g,h,i)perylene	276	10.592	10.592	(1.175)	13026	0.20000	0.2148

QC Flag Legend

Q - Qualifier signal failed the ratio test.
 M - Compound response manually integrated.

Data File: 1CB22003.D

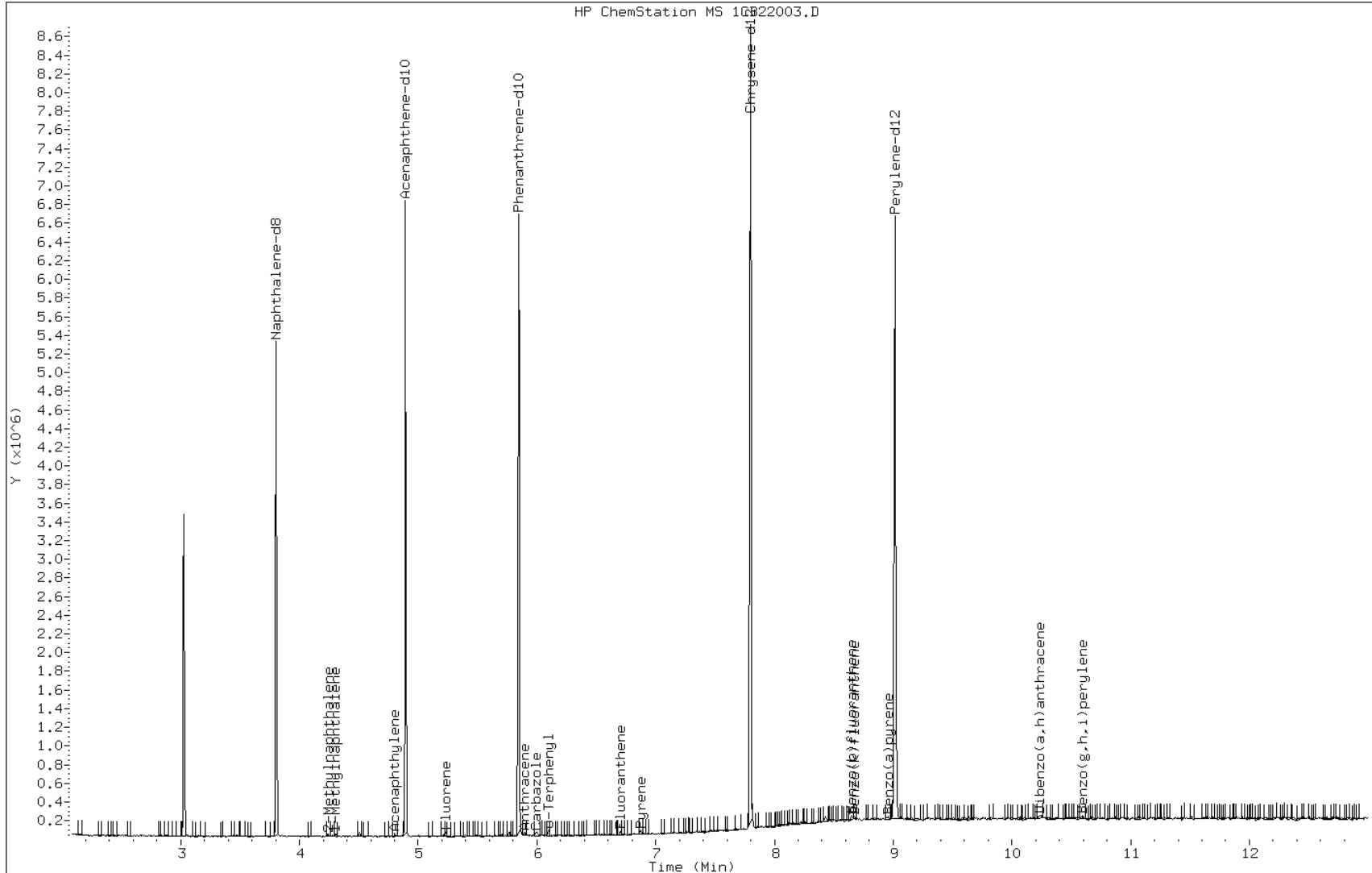
Date: 22-FEB-2013 11:57

Client ID:

Instrument: BSMC5973.i

Sample Info: IC-1512358

Operator: SCC

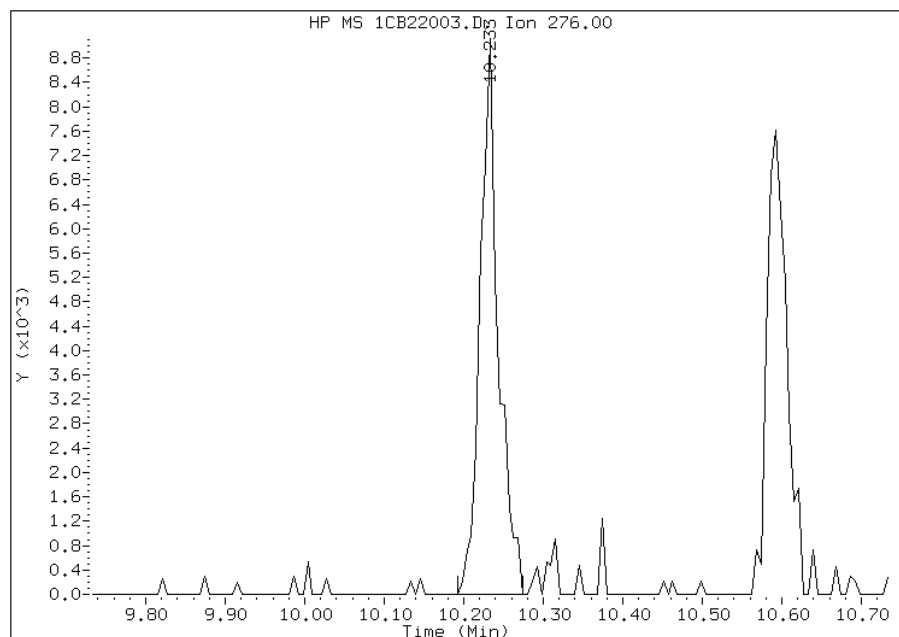


Manual Integration Report

Data File: 1CB22003.D
Inj. Date and Time: 22-FEB-2013 11:57
Instrument ID: BSMC5973.i
Client ID:
Compound: 24 Indeno(1,2,3-cd)pyrene
CAS #: 193-39-5
Report Date: 02/22/2013

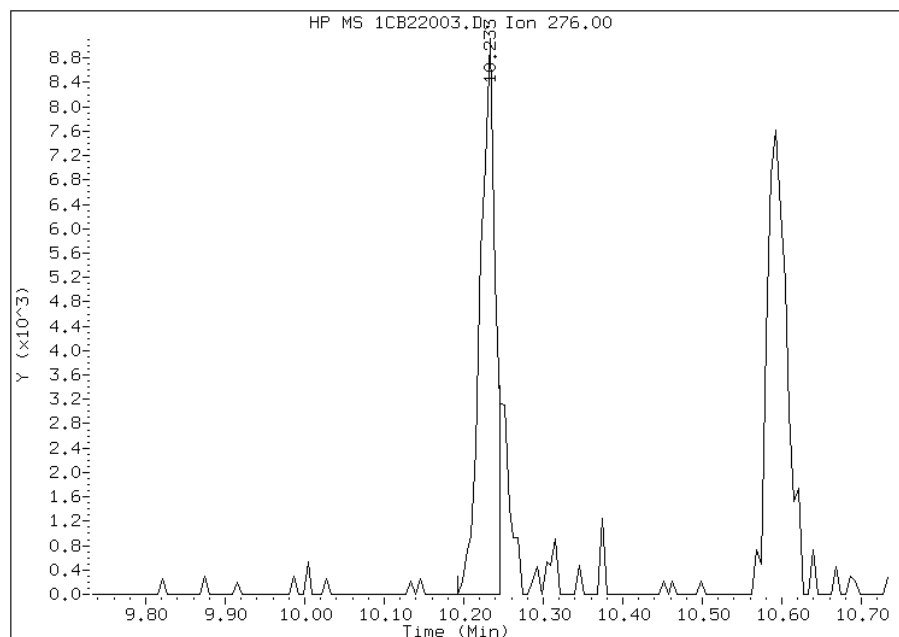
Processing Integration Results

RT: 10.23
Response: 14380
Amount: 0
Conc: 0



Manual Integration Results

RT: 10.23
Response: 12119
Amount: 0
Conc: 0



Manually Integrated By: cantins
Modification Date: 22-Feb-2013 14:13
Manual Integration Reason: Split Peak

TestAmerica Laboratories

Semivolatile 8270C low level PAH

Data file : \\tam-chemsvr\chem\SM\BSMC5973.i\1C022213.b\1CB22004.D
 Lab Smp Id: IC-1512359
 Inj Date : 22-FEB-2013 12:16
 Operator : SCC
 Smp Info : IC-1512359
 Misc Info :
 Comment :
 Method : \\tam-chemsvr\chem\SM\BSMC5973.i\1C022213.b\a-bFASTPAHi-m.m
 Meth Date : 22-Feb-2013 14:16 BSMC5973.i Quant Type: ISTD
 Cal Date : 22-FEB-2013 11:57 Cal File: 1CB22003.D
 Als bottle: 4 Calibration Sample, Level: 2
 Dil Factor: 1.00000
 Integrator: HP RTE Compound Sublist: pah.sub
 Target Version: 4.14
 Processing Host: TAM1000

Compounds	QUANT SIG					AMOUNTS	
	MASS	RT	EXP RT	REL RT	RESPONSE	CAL-AMT (ug/ml)	ON-COL (ug/ml)
* 1 Naphthalene-d8	136	3.804	3.804	(1.000)	1243608	40.0000	
* 6 Acenaphthene-d10	164	4.892	4.892	(1.000)	931732	40.0000	
* 10 Phenanthrene-d10	188	5.845	5.845	(1.000)	1740509	40.0000	
\$ 14 o-Terphenyl	230	6.098	6.098	(1.043)	23584	1.00000	0.8974
* 18 Chrysene-d12	240	7.798	7.798	(1.000)	2144273	40.0000	
* 23 Perylene-d12	264	9.015	9.015	(1.000)	2349732	40.0000	
2 Naphthalene	128	3.816	3.816	(1.003)	31413	1.00000	0.9702(Q)
3 2-Methylnaphthalene	142	4.245	4.245	(1.116)	19516	1.00000	0.9036
4 1-Methylnaphthalene	142	4.304	4.304	(1.131)	17615	1.00000	0.8955
5 Acenaphthylene	152	4.804	4.804	(0.982)	33214	1.00000	0.8841
7 Acenaphthene	154	4.910	4.910	(1.004)	21590	1.00000	0.9246
9 Fluorene	166	5.233	5.233	(1.070)	28314	1.00000	0.9588
11 Phenanthrene	178	5.862	5.862	(1.003)	51473	1.00000	1.0227
12 Anthracene	178	5.898	5.898	(1.009)	45666	1.00000	0.9277
13 Carbazole	167	6.004	6.004	(1.027)	39992	1.00000	0.9140
15 Fluoranthene	202	6.704	6.704	(1.147)	49039	1.00000	0.8897
16 Pyrene	202	6.874	6.874	(0.882)	58472	1.00000	1.0147
17 Benzo(a)anthracene	228	7.792	7.792	(0.999)	62799	1.00000	1.0147
19 Chrysene	228	7.815	7.815	(1.002)	64086	1.00000	1.0347
20 Benzo(b)fluoranthene	252	8.651	8.651	(0.960)	56338	1.00000	0.9174
21 Benzo(k)fluoranthene	252	8.674	8.674	(0.962)	55640	1.00000	0.8832
22 Benzo(a)pyrene	252	8.956	8.956	(0.993)	55481	1.00000	0.9301
24 Indeno(1,2,3-cd)pyrene	276	10.221	10.221	(1.134)	48940	1.00000	0.8346(M)
25 Dibenzo(a,h)anthracene	278	10.245	10.245	(1.136)	50354	1.00000	0.9174
26 Benzo(g,h,i)perylene	276	10.592	10.592	(1.175)	53913	1.00000	0.9185

QC Flag Legend

Q - Qualifier signal failed the ratio test.
 M - Compound response manually integrated.

Data File: 1CB22004.D

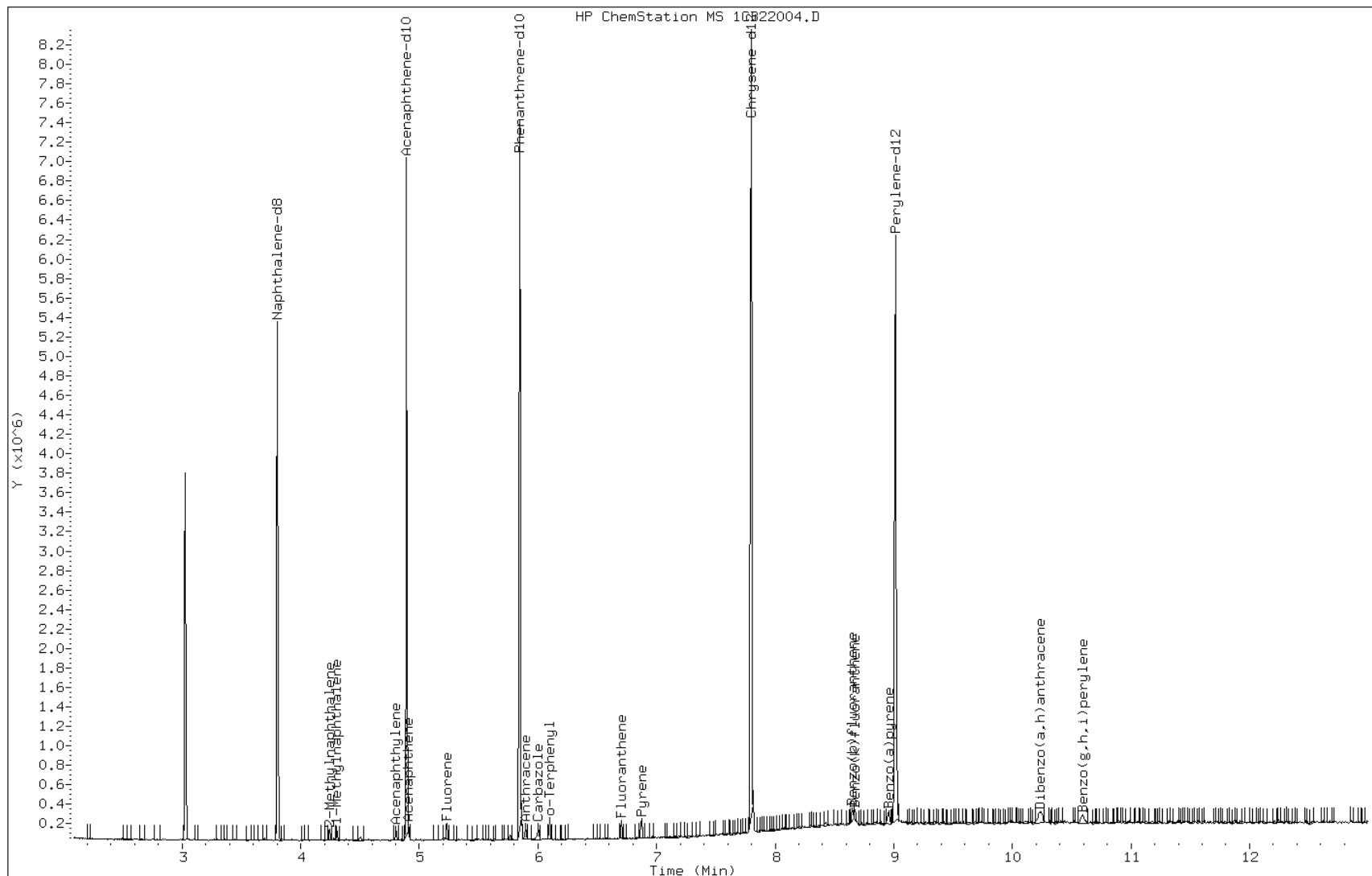
Date: 22-FEB-2013 12:16

Client ID:

Instrument: BSMC5973.i

Sample Info: IC-1512359

Operator: SCC

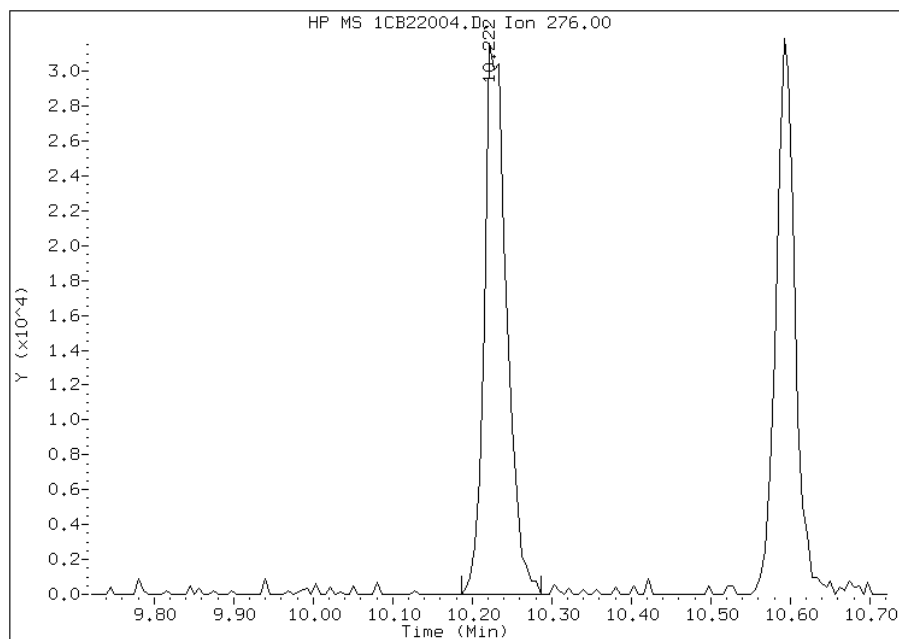


Manual Integration Report

Data File: 1CB22004.D
Inj. Date and Time: 22-FEB-2013 12:16
Instrument ID: BSMC5973.i
Client ID:
Compound: 24 Indeno(1,2,3-cd)pyrene
CAS #: 193-39-5
Report Date: 02/22/2013

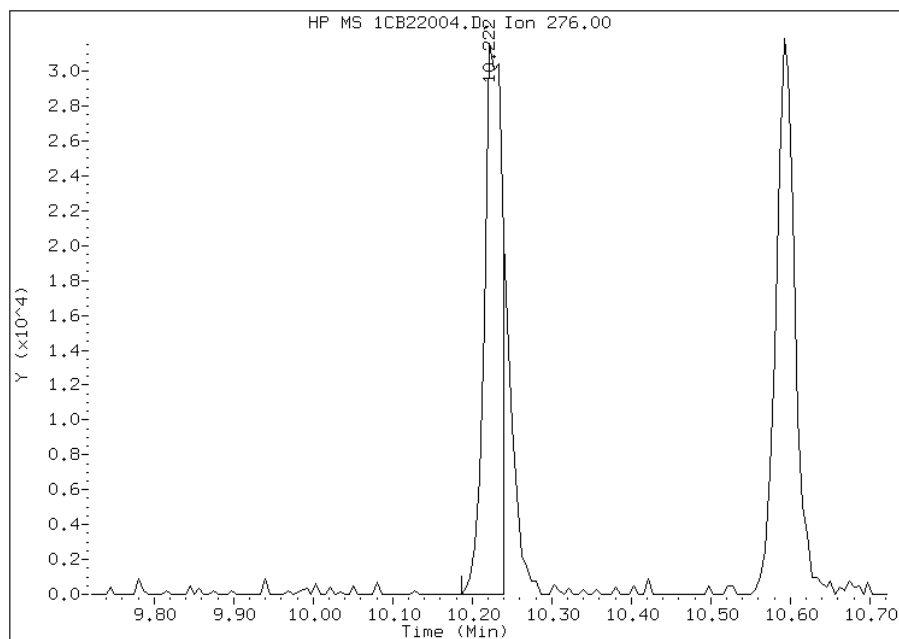
Processing Integration Results

RT: 10.22
Response: 61246
Amount: 1
Conc: 1



Manual Integration Results

RT: 10.22
Response: 48940
Amount: 1
Conc: 1



Manually Integrated By: cantins
Modification Date: 22-Feb-2013 14:14
Manual Integration Reason: Split Peak

TestAmerica Laboratories

Semivolatiles 8270C low level PAH

Data file : \\tam-chemsvr\chem\SM\BSMC5973.i\1C022213.b\1CB22005.D
 Lab Smp Id: IC-1512360
 Inj Date : 22-FEB-2013 12:34
 Operator : SCC
 Smp Info : IC-1512360
 Misc Info :
 Comment :
 Method : \\tam-chemsvr\chem\SM\BSMC5973.i\1C022213.b\a-bFASTPAHi-m.m
 Meth Date : 22-Feb-2013 14:16 BSMC5973.i Quant Type: ISTD
 Cal Date : 22-FEB-2013 12:16 Cal File: 1CB22004.D
 Als bottle: 5 Calibration Sample, Level: 3
 Dil Factor: 1.00000
 Integrator: HP RTE Compound Sublist: pah.sub
 Target Version: 4.14
 Processing Host: TAM1000

Compounds	QUANT SIG		AMOUNTS				
	MASS	RT	EXP RT	REL RT	RESPONSE	CAL-AMT (ug/ml)	ON-COL (ug/ml)
* 1 Naphthalene-d8	136	3.804	3.804	(1.000)	1133793	40.0000	
* 6 Acenaphthene-d10	164	4.892	4.892	(1.000)	874757	40.0000	
* 10 Phenanthrene-d10	188	5.845	5.845	(1.000)	1651631	40.0000	
\$ 14 o-Terphenyl	230	6.098	6.098	(1.043)	126358	5.00000	5.0671
* 18 Chrysene-d12	240	7.798	7.798	(1.000)	2174554	40.0000	
* 23 Perylene-d12	264	9.015	9.015	(1.000)	2317716	40.0000	
2 Naphthalene	128	3.816	3.816	(1.003)	148399	5.00000	5.0275
3 2-Methylnaphthalene	142	4.245	4.245	(1.116)	92089	5.00000	4.6771
4 1-Methylnaphthalene	142	4.304	4.304	(1.131)	92698	5.00000	5.1694
5 Acenaphthylene	152	4.804	4.804	(0.982)	172573	5.00000	4.8932
7 Acenaphthene	154	4.910	4.910	(1.004)	109910	5.00000	5.0139
9 Fluorene	166	5.233	5.233	(1.070)	132137	5.00000	4.7663
11 Phenanthrene	178	5.863	5.863	(1.003)	234717	5.00000	4.9147
12 Anthracene	178	5.898	5.898	(1.009)	234701	5.00000	5.0249
13 Carbazole	167	6.004	6.004	(1.027)	206292	5.00000	4.9685
15 Fluoranthene	202	6.704	6.704	(1.147)	264484	5.00000	5.0569
16 Pyrene	202	6.874	6.874	(0.882)	286919	5.00000	4.9098
17 Benzo(a)anthracene	228	7.786	7.786	(0.998)	295256	5.00000	4.7043
19 Chrysene	228	7.815	7.815	(1.002)	293675	5.00000	4.6756
20 Benzo(b)fluoranthene	252	8.651	8.651	(0.960)	280988	5.00000	4.6390
21 Benzo(k)fluoranthene	252	8.674	8.674	(0.962)	328460	5.00000	5.2861
22 Benzo(a)pyrene	252	8.956	8.956	(0.993)	282594	5.00000	4.8032
24 Indeno(1,2,3-cd)pyrene	276	10.227	10.227	(1.134)	267436	5.00000	4.6238(M)
25 Dibenzo(a,h)anthracene	278	10.245	10.245	(1.136)	267252	5.00000	4.9366
26 Benzo(g,h,i)perylene	276	10.592	10.592	(1.175)	291148	5.00000	5.0287

QC Flag Legend

M - Compound response manually integrated.

Data File: 1CB22005.D

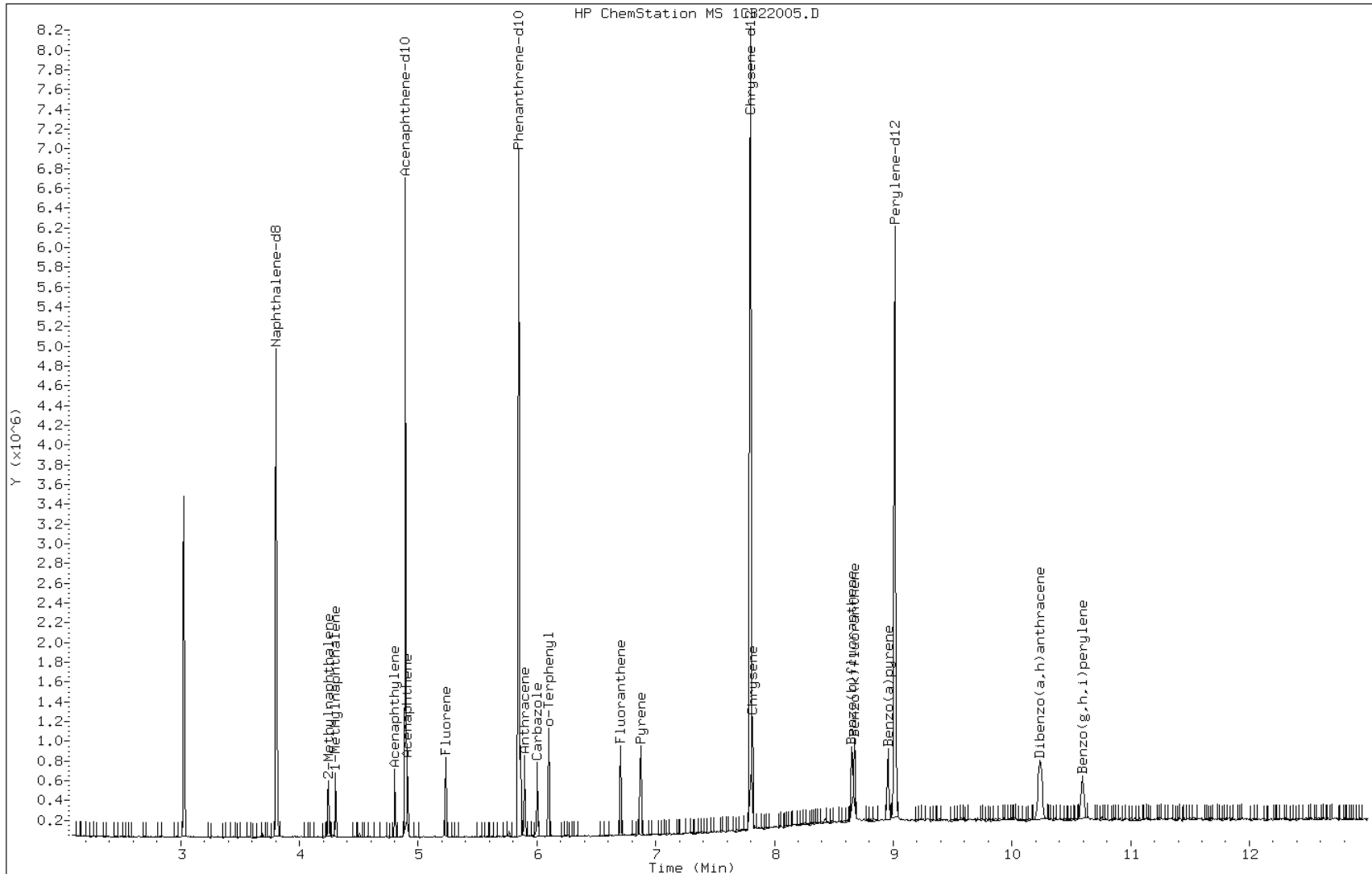
Date: 22-FEB-2013 12:34

Client ID:

Instrument: BSMC5973.i

Sample Info: IC-1512360

Operator: SCC

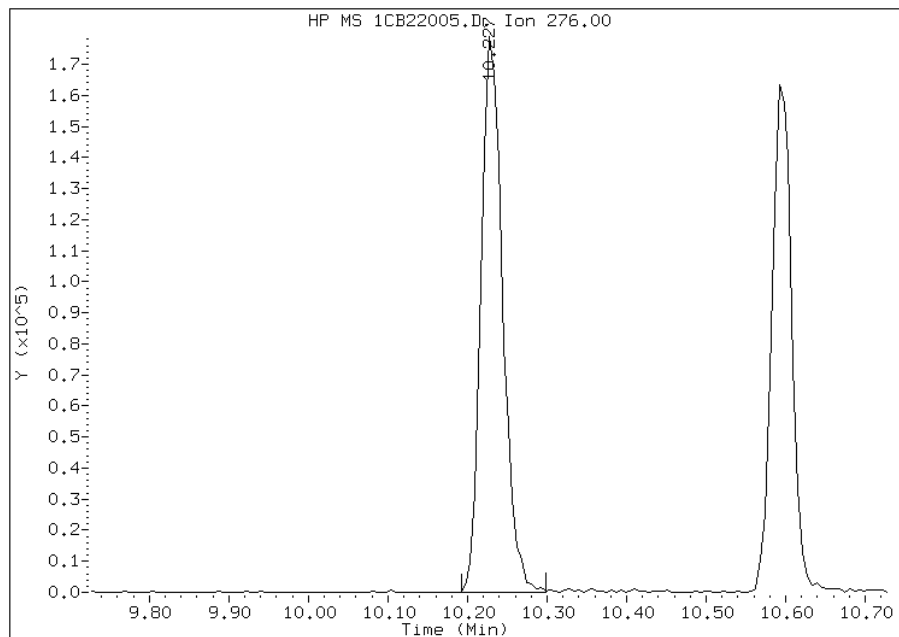


Manual Integration Report

Data File: 1CB22005.D
Inj. Date and Time: 22-FEB-2013 12:34
Instrument ID: BSMC5973.i
Client ID:
Compound: 24 Indeno(1,2,3-cd)pyrene
CAS #: 193-39-5
Report Date: 02/22/2013

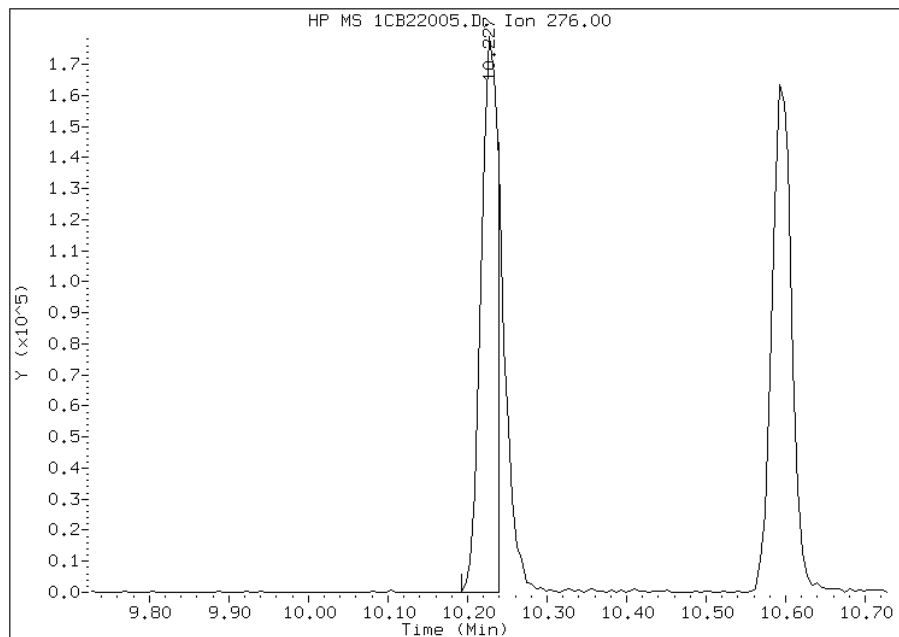
Processing Integration Results

RT: 10.23
Response: 336913
Amount: 6
Conc: 6



Manual Integration Results

RT: 10.23
Response: 267436
Amount: 5
Conc: 5



Manually Integrated By: cantins
Modification Date: 22-Feb-2013 14:14
Manual Integration Reason: Split Peak

TestAmerica Laboratories

Semivolatiles 8270C low level PAH

Data file : \\tam-chemsvr\chem\SM\BSMC5973.i\1C022213.b\1CB22006.D
 Lab Smp Id: IC-1512361
 Inj Date : 22-FEB-2013 12:53
 Operator : SCC
 Smp Info : IC-1512361
 Misc Info :
 Comment :
 Method : \\tam-chemsvr\chem\SM\BSMC5973.i\1C022213.b\a-bFASTPAHi-m.m
 Meth Date : 22-Feb-2013 14:16 BSMC5973.i Quant Type: ISTD
 Cal Date : 22-FEB-2013 12:34 Cal File: 1CB22005.D
 Als bottle: 6 Calibration Sample, Level: 4
 Dil Factor: 1.00000
 Integrator: HP RTE Compound Sublist: pah.sub
 Target Version: 4.14
 Processing Host: TAM1000

Compounds	QUANT SIG		AMOUNTS				
	MASS	RT	EXP RT	REL RT	RESPONSE	CAL-AMT (ug/ml)	ON-COL (ug/ml)
* 1 Naphthalene-d8	136	3.804	3.804	(1.000)	1161301	40.0000	
* 6 Acenaphthene-d10	164	4.892	4.892	(1.000)	893287	40.0000	
* 10 Phenanthrene-d10	188	5.845	5.845	(1.000)	1727894	40.0000	
\$ 14 o-Terphenyl	230	6.098	6.098	(1.043)	272397	10.0000	10.4413
* 18 Chrysene-d12	240	7.798	7.798	(1.000)	2207928	40.0000	
* 23 Perylene-d12	264	9.015	9.015	(1.000)	2410622	40.0000	
2 Naphthalene	128	3.816	3.816	(1.003)	315626	10.0000	10.4397
3 2-Methylnaphthalene	142	4.245	4.245	(1.116)	212804	10.0000	10.5522
4 1-Methylnaphthalene	142	4.304	4.304	(1.131)	202550	10.0000	11.0278
5 Acenaphthylene	152	4.804	4.804	(0.982)	371048	10.0000	10.3027
7 Acenaphthene	154	4.910	4.910	(1.004)	222376	10.0000	9.9341
9 Fluorene	166	5.233	5.233	(1.070)	295086	10.0000	10.4233
11 Phenanthrene	178	5.862	5.862	(1.003)	474400	10.0000	9.4950
12 Anthracene	178	5.898	5.898	(1.009)	496179	10.0000	10.1543
13 Carbazole	167	6.004	6.004	(1.027)	442919	10.0000	10.1969
15 Fluoranthene	202	6.704	6.704	(1.147)	553174	10.0000	10.1099
16 Pyrene	202	6.874	6.874	(0.882)	587163	10.0000	9.8957
17 Benzo(a)anthracene	228	7.786	7.786	(0.998)	598352	10.0000	9.3895
19 Chrysene	228	7.815	7.815	(1.002)	616185	10.0000	9.6621
20 Benzo(b)fluoranthene	252	8.650	8.650	(0.960)	609549	10.0000	9.6756
21 Benzo(k)fluoranthene	252	8.674	8.674	(0.962)	673624	10.0000	10.4233
22 Benzo(a)pyrene	252	8.956	8.956	(0.993)	622966	10.0000	10.1804
24 Indeno(1,2,3-cd)pyrene	276	10.227	10.227	(1.134)	582935	10.0000	9.6902(M)
25 Dibenzo(a,h)anthracene	278	10.245	10.245	(1.136)	576071	10.0000	10.2310
26 Benzo(g,h,i)perylene	276	10.592	10.592	(1.175)	621425	10.0000	10.3197

QC Flag Legend

M - Compound response manually integrated.

Data File: 1CB22006.D

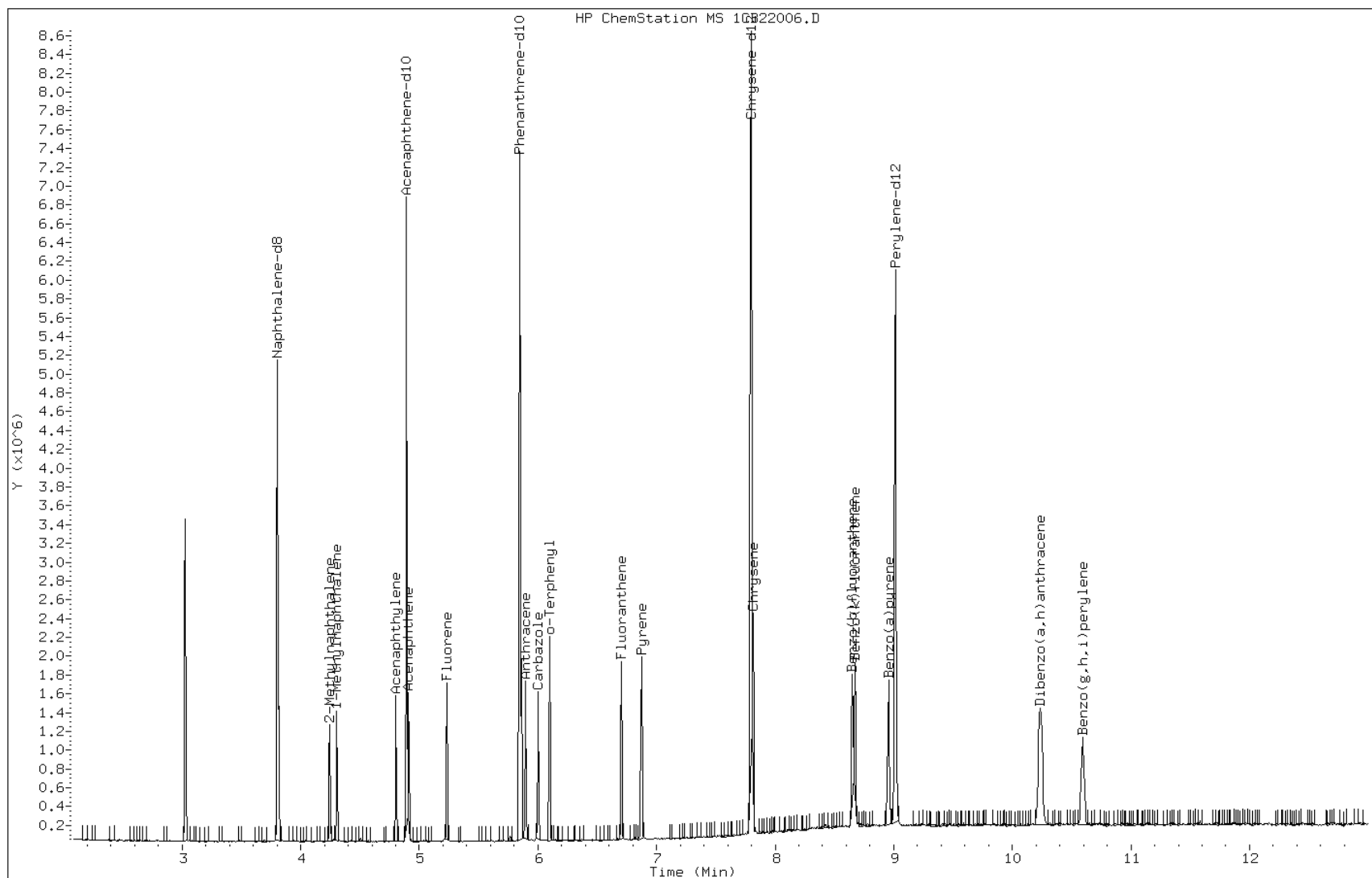
Date: 22-FEB-2013 12:53

Client ID:

Instrument: BSMC5973.i

Sample Info: IC-1512361

Operator: SCC

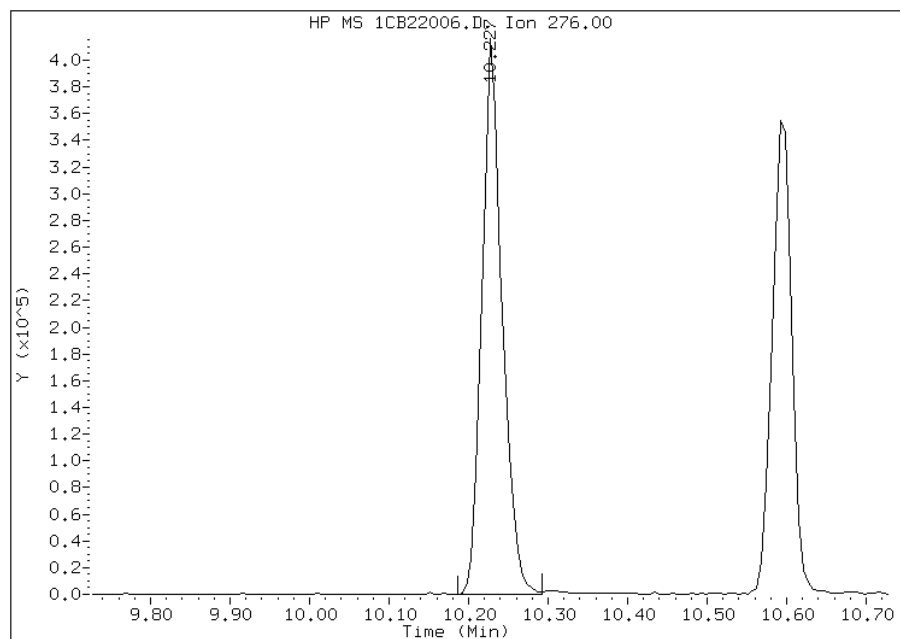


Manual Integration Report

Data File: 1CB22006.D
Inj. Date and Time: 22-FEB-2013 12:53
Instrument ID: BSMC5973.i
Client ID:
Compound: 24 Indeno(1,2,3-cd)pyrene
CAS #: 193-39-5
Report Date: 02/22/2013

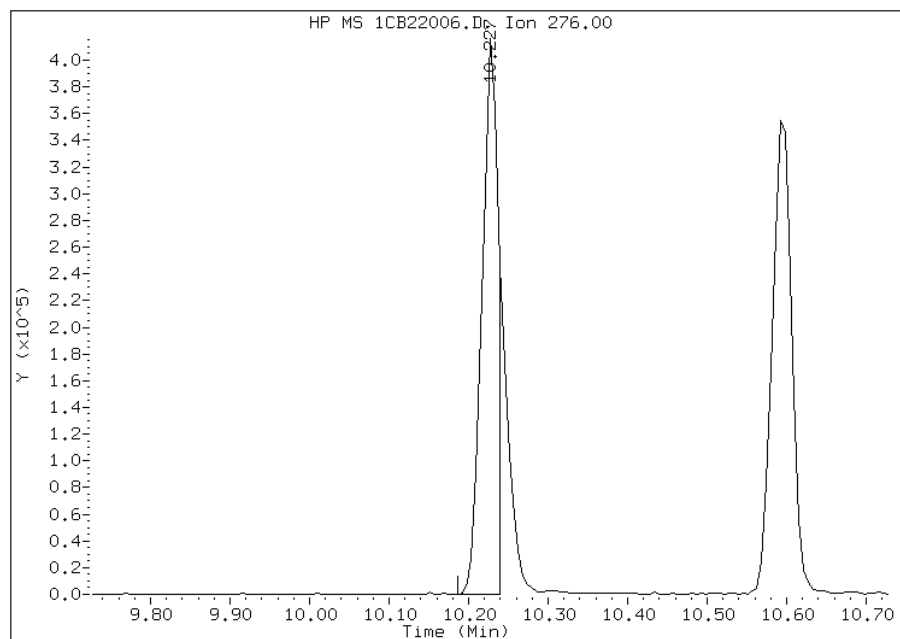
Processing Integration Results

RT: 10.23
Response: 727358
Amount: 13
Conc: 13



Manual Integration Results

RT: 10.23
Response: 582935
Amount: 10
Conc: 10



Manually Integrated By: cantins
Modification Date: 22-Feb-2013 14:14
Manual Integration Reason: Split Peak

TestAmerica Laboratories

Semivolatiles 8270C low level PAH

Data file : \\tam-chemsrv\chem\SM\BSMC5973.i\1C022213.b\1CB22007.D
 Lab Smp Id: ICIS-1512372
 Inj Date : 22-FEB-2013 13:11
 Operator : SCC
 Smp Info : ICIS-1512372
 Misc Info :
 Comment :
 Method : \\tam-chemsrv\chem\SM\BSMC5973.i\1C022213.b\a-bFASTPAHi-m.m
 Meth Date : 22-Feb-2013 14:16 BSMC5973.i Quant Type: ISTD
 Cal Date : 22-FEB-2013 12:53 Cal File: 1CB22006.D
 Als bottle: 7 Calibration Sample, Level: 5
 Dil Factor: 1.00000
 Integrator: HP RTE Compound Sublist: pah.sub
 Target Version: 4.14
 Processing Host: TAM1000

Compounds	QUANT SIG		AMOUNTS				
	MASS	RT	EXP RT	REL RT	RESPONSE	CAL-AMT (ug/ml)	ON-COL (ug/ml)
* 1 Naphthalene-d8	136	3.804	3.804	(1.000)	1215005	40.0000	
* 6 Acenaphthene-d10	164	4.892	4.892	(1.000)	932815	40.0000	
* 10 Phenanthrene-d10	188	5.845	5.845	(1.000)	1859738	40.0000	
\$ 14 o-Terphenyl	230	6.098	6.098	(1.043)	558161	20.0000	19.8783
* 18 Chrysene-d12	240	7.798	7.798	(1.000)	2424157	40.0000	
* 23 Perylene-d12	264	9.015	9.015	(1.000)	2664188	40.0000	
2 Naphthalene	128	3.816	3.816	(1.003)	643945	20.0000	20.3579
3 2-Methylnaphthalene	142	4.245	4.245	(1.116)	439231	20.0000	20.8172
4 1-Methylnaphthalene	142	4.304	4.304	(1.131)	396283	20.0000	20.6220
5 Acenaphthylene	152	4.804	4.804	(0.982)	771781	20.0000	20.5216
7 Acenaphthene	154	4.910	4.910	(1.004)	450754	20.0000	19.2831
9 Fluorene	166	5.233	5.233	(1.070)	610839	20.0000	20.6625
11 Phenanthrene	178	5.863	5.863	(1.003)	1014750	20.0000	18.8701
12 Anthracene	178	5.898	5.898	(1.009)	1007571	20.0000	19.1582
13 Carbazole	167	6.004	6.004	(1.027)	917432	20.0000	19.6239
15 Fluoranthene	202	6.704	6.704	(1.147)	1173070	20.0000	19.9194
16 Pyrene	202	6.874	6.874	(0.882)	1289224	20.0000	19.7898
17 Benzo(a)anthracene	228	7.792	7.792	(0.999)	1287277	20.0000	18.3986
19 Chrysene	228	7.815	7.815	(1.002)	1322748	20.0000	18.8914
20 Benzo(b)fluoranthene	252	8.657	8.657	(0.960)	1514965	20.0000	21.7588
21 Benzo(k)fluoranthene	252	8.680	8.680	(0.963)	1360131	20.0000	19.0428
22 Benzo(a)pyrene	252	8.957	8.957	(0.993)	1363217	20.0000	20.1573
24 Indeno(1,2,3-cd)pyrene	276	10.233	10.233	(1.135)	1327322	20.0000	19.9642(M)
25 Dibenzo(a,h)anthracene	278	10.251	10.251	(1.137)	1220845	20.0000	19.6186
26 Benzo(g,h,i)perylene	276	10.598	10.598	(1.175)	1289503	20.0000	19.3760

QC Flag Legend

M - Compound response manually integrated.

Data File: 1CB22007.D

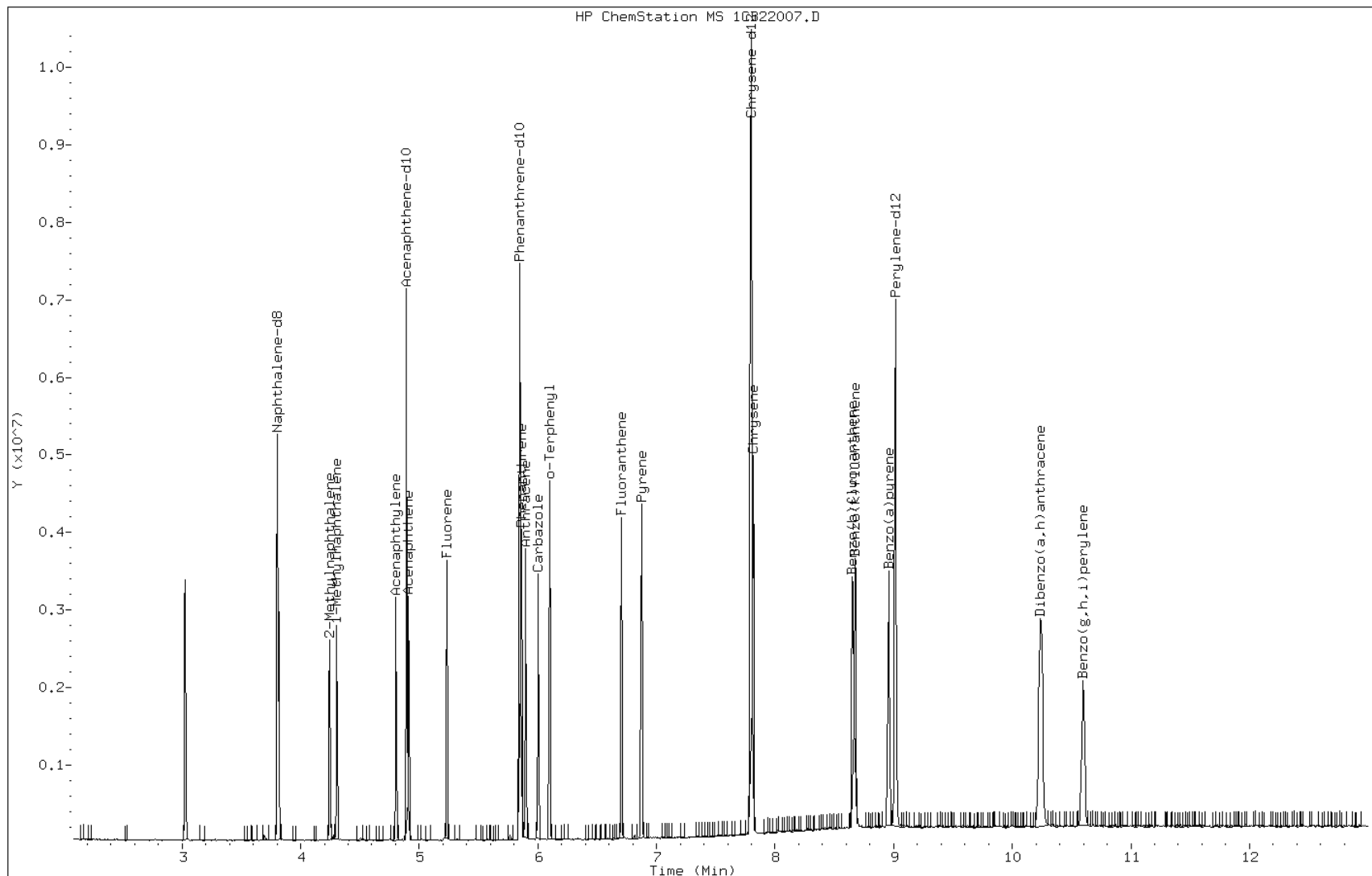
Date: 22-FEB-2013 13:11

Client ID:

Instrument: BSMC5973.i

Sample Info: ICIS-1512372

Operator: SCC

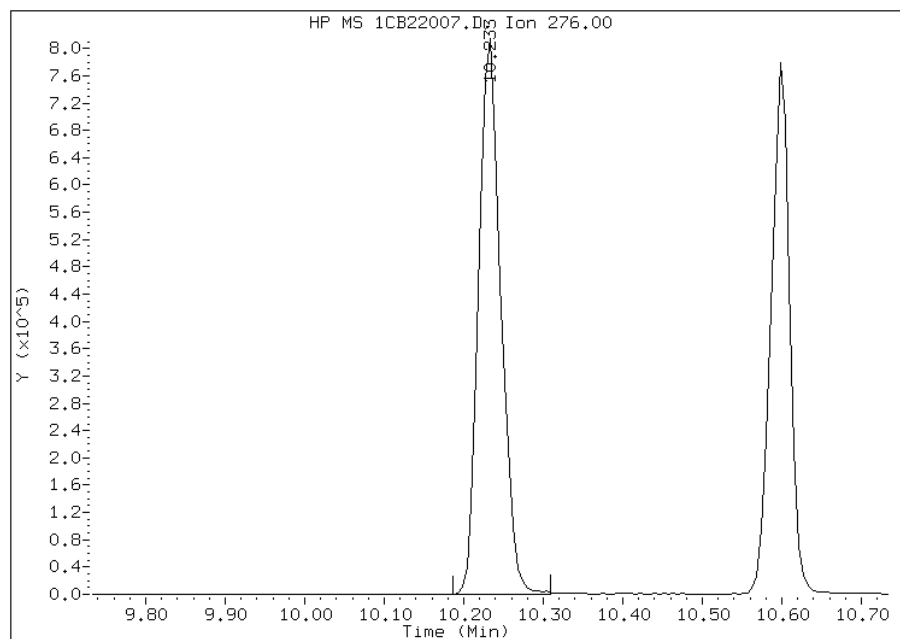


Manual Integration Report

Data File: 1CB22007.D
Inj. Date and Time: 22-FEB-2013 13:11
Instrument ID: BSMC5973.i
Client ID:
Compound: 24 Indeno(1,2,3-cd)pyrene
CAS #: 193-39-5
Report Date: 02/22/2013

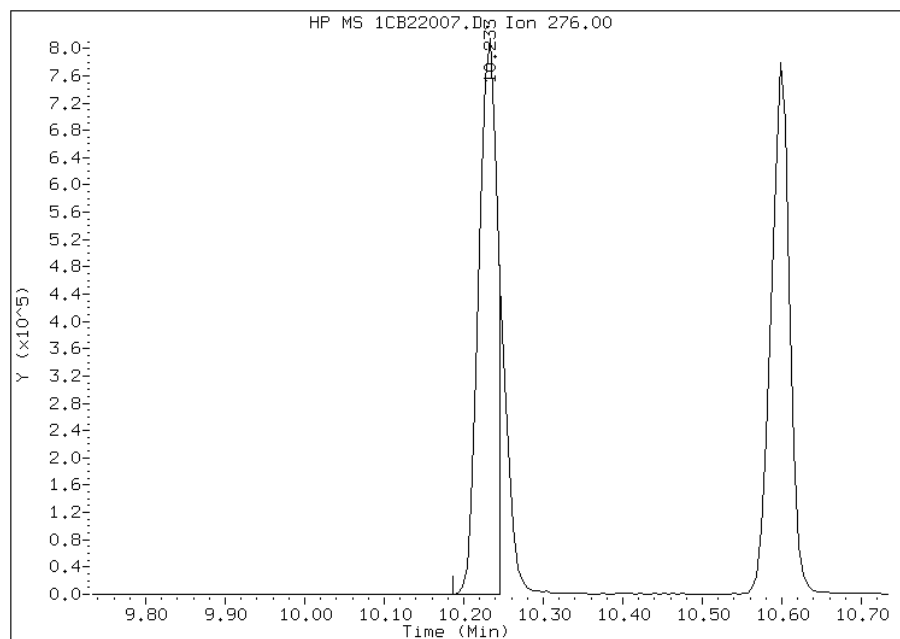
Processing Integration Results

RT: 10.23
Response: 1569498
Amount: 25
Conc: 25



Manual Integration Results

RT: 10.23
Response: 1327322
Amount: 20
Conc: 20



Manually Integrated By: cantins
Modification Date: 22-Feb-2013 14:11
Manual Integration Reason: Split Peak

TestAmerica Laboratories

Semivolatiles 8270C low level PAH

Data file : \\tam-chemsvr\chem\SM\BSMC5973.i\1C022213.b\1CB22008.D
 Lab Smp Id: IC-1512373
 Inj Date : 22-FEB-2013 13:29
 Operator : SCC
 Smp Info : IC-1512373
 Misc Info :
 Comment :
 Method : \\tam-chemsvr\chem\SM\BSMC5973.i\1C022213.b\a-bFASTPAHi-m.m
 Meth Date : 22-Feb-2013 14:16 BSMC5973.i Quant Type: ISTD
 Cal Date : 22-FEB-2013 13:11 Cal File: 1CB22007.D
 Als bottle: 8 Calibration Sample, Level: 6
 Dil Factor: 1.00000
 Integrator: HP RTE Compound Sublist: pah.sub
 Target Version: 4.14
 Processing Host: TAM1000

Compounds	QUANT	SIG	AMOUNTS					ON-COL
			MASS	RT	EXP RT	REL RT	RESPONSE	
* 1 Naphthalene-d8	136		3.804	3.804	(1.000)	1245095	40.0000	
* 6 Acenaphthene-d10	164		4.892	4.892	(1.000)	988838	40.0000	
* 10 Phenanthrene-d10	188		5.845	5.845	(1.000)	1864829	40.0000	
\$ 14 o-Terphenyl	230		6.098	6.098	(1.043)	872937	30.0000	31.0038
* 18 Chrysene-d12	240		7.798	7.798	(1.000)	2477918	40.0000	
* 23 Perylene-d12	264		9.015	9.015	(1.000)	2673716	40.0000	
2 Naphthalene	128		3.816	3.816	(1.003)	977462	30.0000	30.1550
3 2-Methylnaphthalene	142		4.245	4.245	(1.116)	647691	30.0000	29.9553
4 1-Methylnaphthalene	142		4.304	4.304	(1.131)	595177	30.0000	30.2237
5 Acenaphthylene	152		4.804	4.804	(0.982)	1208002	30.0000	30.3009
7 Acenaphthene	154		4.910	4.910	(1.004)	706037	30.0000	28.4928
9 Fluorene	166		5.233	5.233	(1.070)	961751	30.0000	30.6894
11 Phenanthrene	178		5.863	5.863	(1.003)	1575924	30.0000	29.2256
12 Anthracene	178		5.898	5.898	(1.009)	1605221	30.0000	30.4388
13 Carbazole	167		6.004	6.004	(1.027)	1379814	30.0000	29.4337
15 Fluoranthene	202		6.704	6.704	(1.147)	1826908	30.0000	30.9373
16 Pyrene	202		6.874	6.874	(0.882)	1978030	30.0000	29.7043
17 Benzo(a)anthracene	228		7.792	7.792	(0.999)	2005529	30.0000	28.0424
19 Chrysene	228		7.821	7.821	(1.003)	2071419	30.0000	28.9420
20 Benzo(b)fluoranthene	252		8.656	8.656	(0.960)	2159068	30.0000	30.8993
21 Benzo(k)fluoranthene	252		8.680	8.680	(0.963)	2175966	30.0000	30.3566
22 Benzo(a)pyrene	252		8.962	8.962	(0.994)	2128065	30.0000	31.3547
24 Indeno(1,2,3-cd)pyrene	276		10.233	10.233	(1.135)	1907725	30.0000	28.5918(M)
25 Dibenzo(a,h)anthracene	278		10.250	10.250	(1.137)	1913283	30.0000	30.6363
26 Benzo(g,h,i)perylene	276		10.603	10.603	(1.176)	1999689	30.0000	29.9402

QC Flag Legend

M - Compound response manually integrated.

Data File: 1CB22008.D

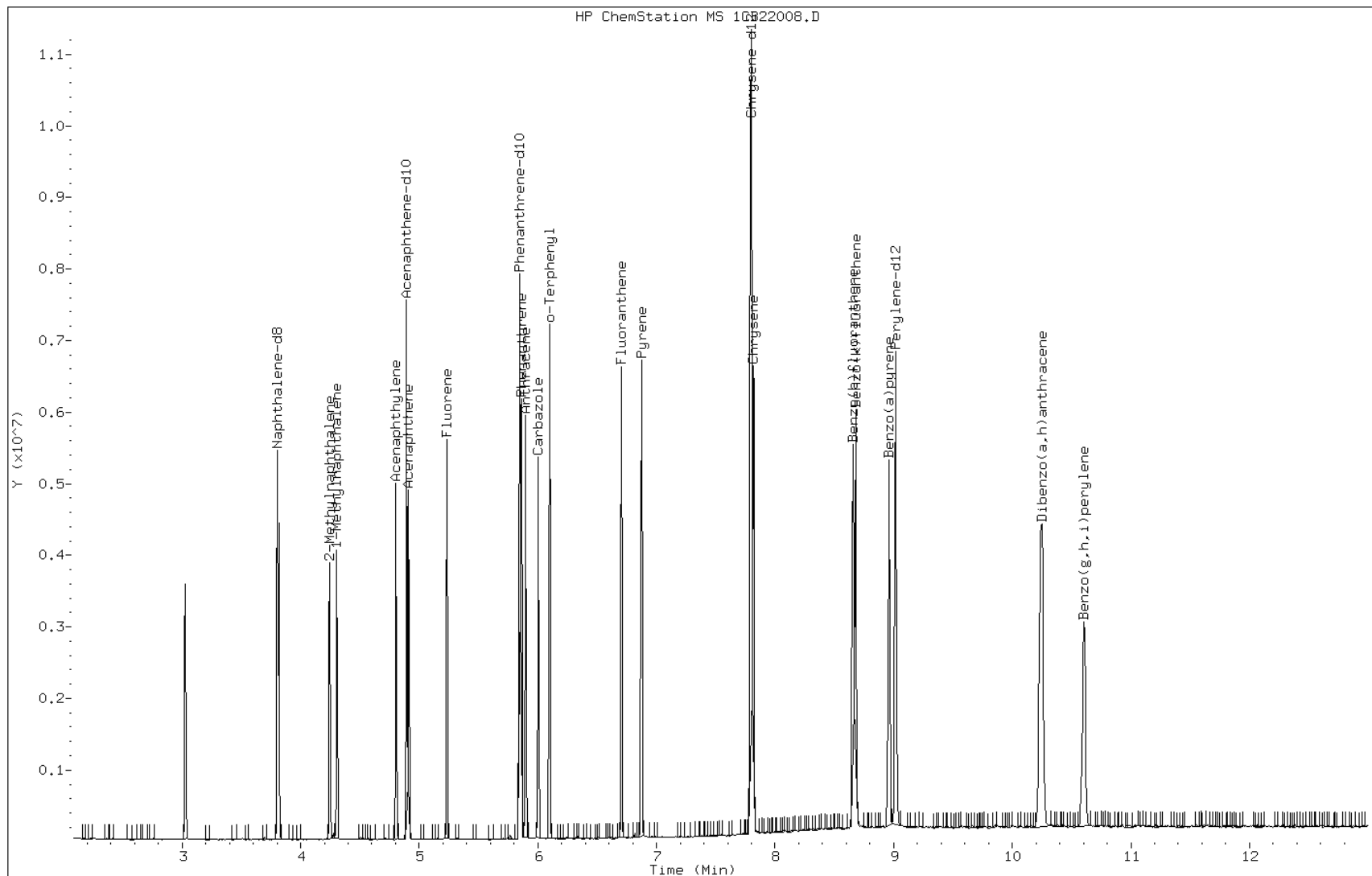
Date: 22-FEB-2013 13:29

Client ID:

Instrument: BSMC5973.i

Sample Info: IC-1512373

Operator: SCC

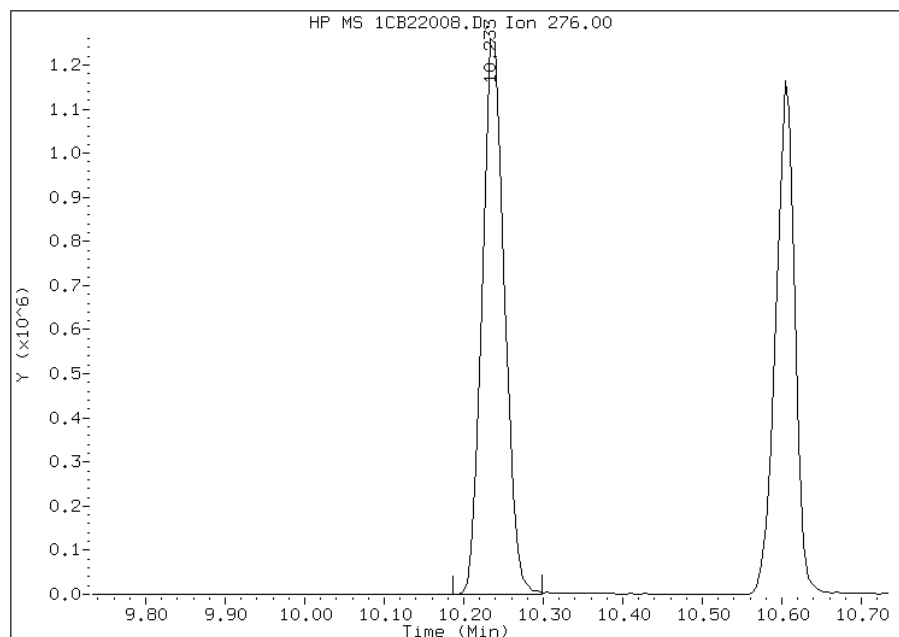


Manual Integration Report

Data File: 1CB22008.D
Inj. Date and Time: 22-FEB-2013 13:29
Instrument ID: BSMC5973.i
Client ID:
Compound: 24 Indeno(1,2,3-cd)pyrene
CAS #: 193-39-5
Report Date: 02/22/2013

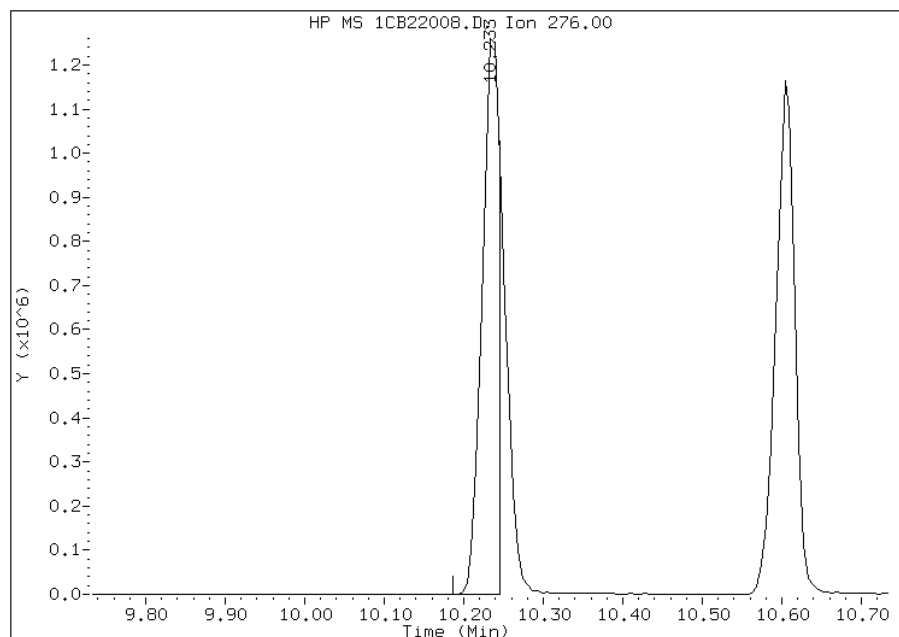
Processing Integration Results

RT: 10.23
Response: 2435528
Amount: 36
Conc: 36



Manual Integration Results

RT: 10.23
Response: 1907725
Amount: 29
Conc: 29



Manually Integrated By: cantins
Modification Date: 22-Feb-2013 14:15
Manual Integration Reason: Split Peak

TestAmerica Laboratories

Semivolatiles 8270C low level PAH

Data file : \\tam-chemsvr\chem\SM\BSMC5973.i\1C022213.b\1CB22009.D
 Lab Smp Id: IC-1512374
 Inj Date : 22-FEB-2013 13:48
 Operator : SCC
 Smp Info : IC-1512374
 Misc Info :
 Comment :
 Method : \\tam-chemsvr\chem\SM\BSMC5973.i\1C022213.b\a-bFASTPAHi-m.m
 Meth Date : 22-Feb-2013 14:16 BSMC5973.i Quant Type: ISTD
 Cal Date : 22-FEB-2013 13:29 Cal File: 1CB22008.D
 Als bottle: 9 Calibration Sample, Level: 7
 Dil Factor: 1.00000
 Integrator: HP RTE Compound Sublist: pah.sub
 Target Version: 4.14
 Processing Host: TAM1000

Compounds	QUANT SIG					AMOUNTS	
	MASS	RT	EXP RT	REL RT	RESPONSE	CAL-AMT (ug/ml)	ON-COL (ug/ml)
* 1 Naphthalene-d8	136	3.804	3.804	(1.000)	1341221	40.0000	
* 6 Acenaphthene-d10	164	4.892	4.892	(1.000)	1022497	40.0000	
* 10 Phenanthrene-d10	188	5.845	5.845	(1.000)	1952764	40.0000	
\$ 14 o-Terphenyl	230	6.098	6.098	(1.043)	1512079	50.0000	51.2857(A)
* 18 Chrysene-d12	240	7.798	7.798	(1.000)	2476604	40.0000	
* 23 Perylene-d12	264	9.015	9.015	(1.000)	2509650	40.0000	
2 Naphthalene	128	3.815	3.815	(1.003)	1788680	50.0000	51.2265(A)
3 2-Methylnaphthalene	142	4.245	4.245	(1.116)	1170415	50.0000	50.2513(A)
4 1-Methylnaphthalene	142	4.304	4.304	(1.131)	1106965	50.0000	52.1840(A)
5 Acenaphthylene	152	4.804	4.804	(0.982)	2158422	50.0000	52.3585(A)
7 Acenaphthene	154	4.910	4.910	(1.004)	1241216	50.0000	48.4415
9 Fluorene	166	5.233	5.233	(1.070)	1689190	50.0000	52.1276(A)
11 Phenanthrene	178	5.862	5.862	(1.003)	2774518	50.0000	49.1366
12 Anthracene	178	5.898	5.898	(1.009)	2853457	50.0000	51.6717(A)
13 Carbazole	167	6.004	6.004	(1.027)	2470847	50.0000	50.3338(A)
15 Fluoranthene	202	6.704	6.704	(1.147)	3133704	50.0000	50.6773(A)
16 Pyrene	202	6.874	6.874	(0.882)	3458322	50.0000	51.9617(A)
17 Benzo(a)anthracene	228	7.792	7.792	(0.999)	3342573	50.0000	46.7626
19 Chrysene	228	7.821	7.821	(1.003)	3423784	50.0000	47.8628
20 Benzo(b)fluoranthene	252	8.656	8.656	(0.960)	3419972	50.0000	52.1444(A)
21 Benzo(k)fluoranthene	252	8.680	8.680	(0.963)	3517880	50.0000	52.2859(A)
22 Benzo(a)pyrene	252	8.962	8.962	(0.994)	3380087	50.0000	53.0576(A)
24 Indeno(1,2,3-cd)pyrene	276	10.239	10.239	(1.136)	3187834	50.0000	50.9008(AM)
25 Dibenzo(a,h)anthracene	278	10.256	10.256	(1.138)	2995648	50.0000	51.1034(A)
26 Benzo(g,h,i)perylene	276	10.609	10.609	(1.177)	3142464	50.0000	50.1261(A)

QC Flag Legend

- A - Target compound detected but, quantitated amount exceeded maximum amount.
- M - Compound response manually integrated.

Data File: 1CB22009.D

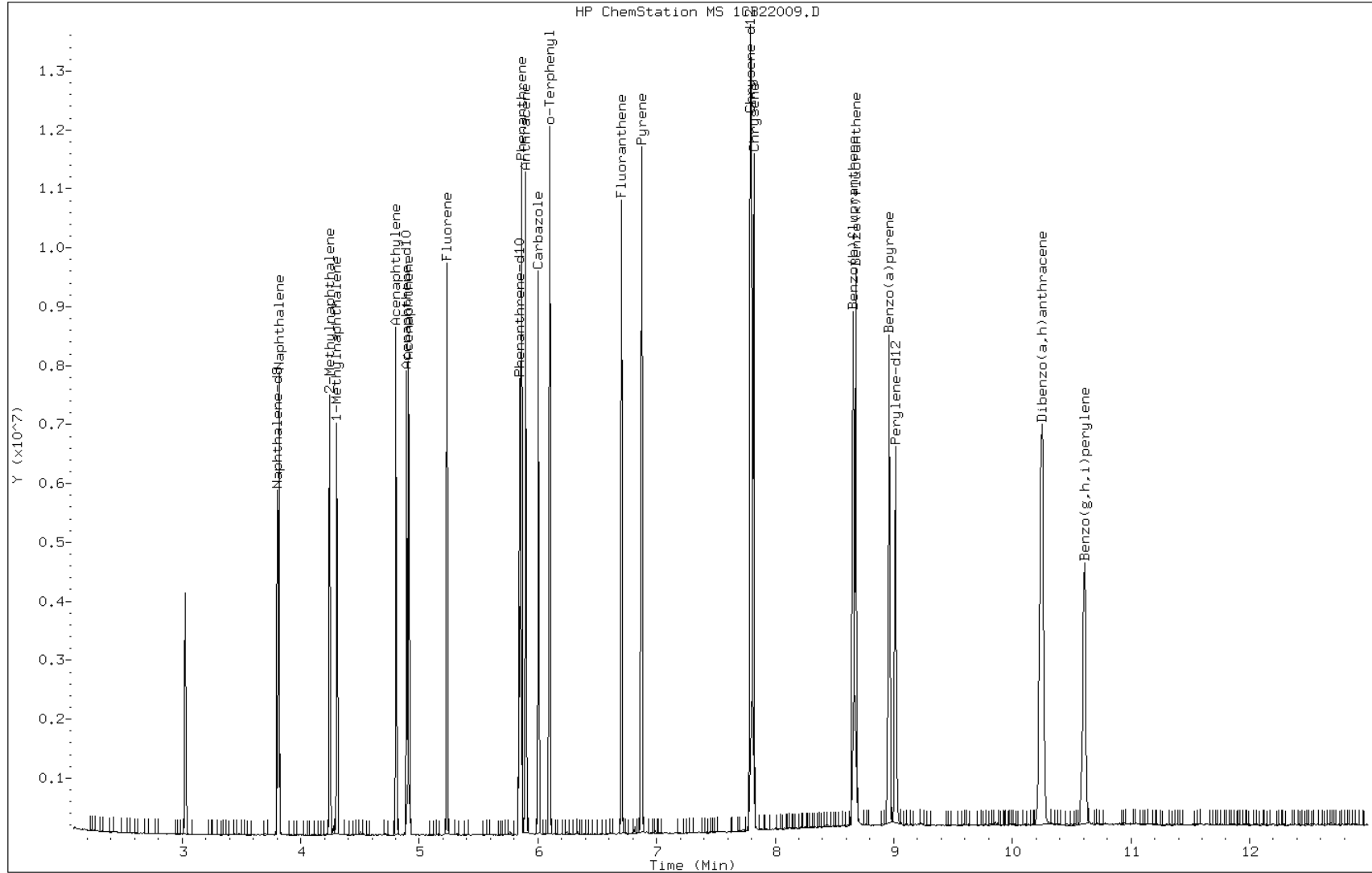
Date: 22-FEB-2013 13:48

Client ID:

Instrument: BSMC5973.i

Sample Info: IC-1512374

Operator: SCC

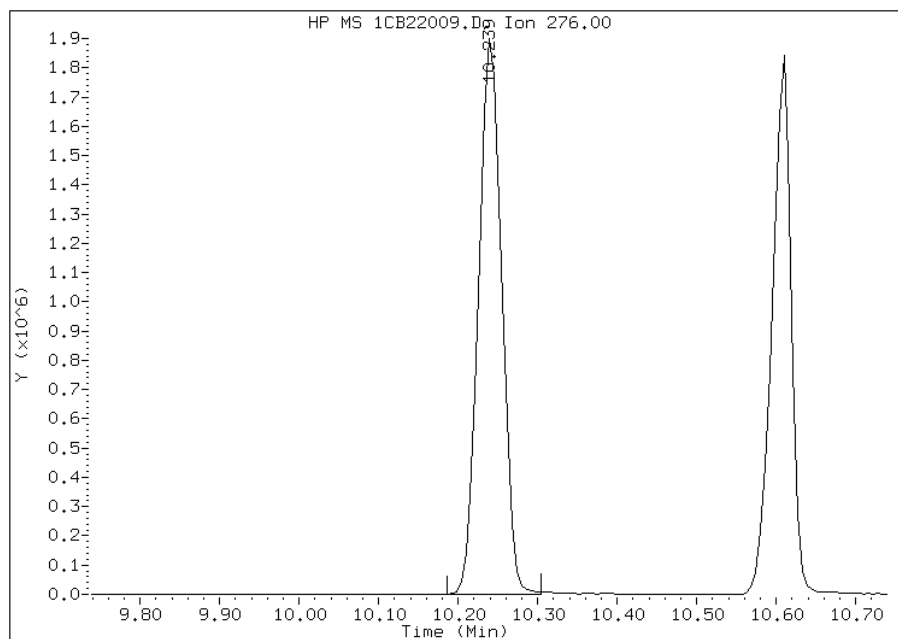


Manual Integration Report

Data File: 1CB22009.D
Inj. Date and Time: 22-FEB-2013 13:48
Instrument ID: BSMC5973.i
Client ID:
Compound: 24 Indeno(1,2,3-cd)pyrene
CAS #: 193-39-5
Report Date: 02/22/2013

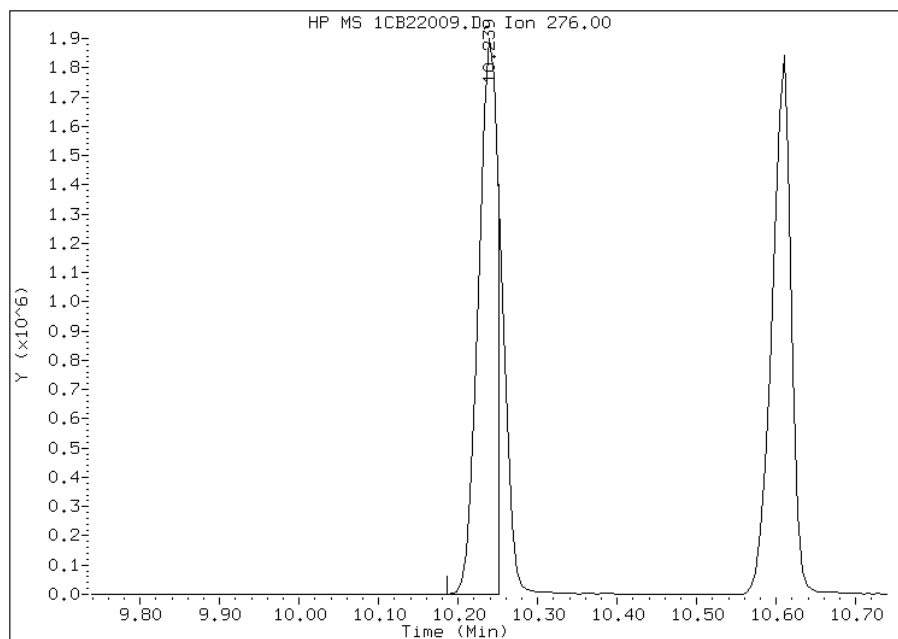
Processing Integration Results

RT: 10.24
Response: 3825990
Amount: 51
Conc: 51



Manual Integration Results

RT: 10.24
Response: 3187834
Amount: 51
Conc: 51



Manually Integrated By: cantins
Modification Date: 22-Feb-2013 14:15
Manual Integration Reason: Split Peak

FORM VII
GC/MS SEMI VOA CONTINUING CALIBRATION DATA

Lab Name: TestAmerica Tampa Job No.: 680-88298-2
 SDG No.: 68088298-2
 Lab Sample ID: ICV 660-135466/10 Calibration Date: 03/15/2013 14:39
 Instrument ID: BSMA5973 Calib Start Date: 03/15/2013 12:54
 GC Column: DB-5MS ID: 250.00 (um) Calib End Date: 03/15/2013 14:25
 Lab File ID: 1AC15010.D Conc. Units: ug/Kg

ANALYTE	CURVE TYPE	AVE RRF	RRF	MIN RRF	CALC AMOUNT	SPIKE AMOUNT	%D	MAX %D
Naphthalene	Ave	0.9241	0.8127	0.0000	17600	20000	-12.1	35.0
2-Methylnaphthalene	Lin	0.4655	0.4454	0.0000	16600	20000	-17.0	35.0
1-Methylnaphthalene	Ave	0.5314	0.4701	0.0000	17700	20000	-11.5	35.0
Acenaphthylene	Qua	1.438	1.431	0.0000	18900	20000	-5.6	35.0
Acenaphthene	Qua	0.8158	0.7621	0.0000	17500	20000	-12.4	35.0
Fluorene	Qua	1.029	0.9558	0.0000	18100	20000	-9.3	35.0
Phenanthrene	Ave	1.014	0.8372	0.0000	16500	20000	-17.4	35.0
Anthracene	Ave	0.9830	0.8213	0.0000	16700	20000	-16.5	35.0
Carbazole	Ave	0.8616	0.6430	0.0000	14900	20000	-25.4	35.0
Fluoranthene	Ave	1.002	0.8708	0.0000	17400	20000	-13.1	35.0
Pyrene	Ave	1.147	0.9863	0.0000	17200	20000	-14.0	35.0
Benzo[a]anthracene	Lin	1.289	1.034	0.0000	18000	20000	-10.0	35.0
Chrysene	Ave	1.036	0.8884	0.0000	17200	20000	-14.2	35.0
Benzo[b]fluoranthene	Lin	0.9107	0.8244	0.0000	16200	20000	-19.2	35.0
Benzo[k]fluoranthene	Ave	1.079	0.9294	0.0000	17200	20000	-13.9	35.0
Benzo[a]pyrene	Ave	0.9387	0.6809	0.0000	14500	20000	-27.5	35.0
Indeno[1,2,3-cd]pyrene	Ave	0.8470	0.6791	0.0000	16000	20000	-19.8	35.0
Dibenz(a,h)anthracene	Ave	0.8395	0.7632	0.0000	18200	20000	-9.1	35.0
Benzo[g,h,i]perylene	Ave	0.8526	0.6704	0.0000	15700	20000	-21.4	35.0
o-Terphenyl	Qua	0.5732	0.4541	0.0000	16500	20000	-17.6	35.0

TestAmerica Laboratories

Semivolatle 8270C low level PAH

Data file : \\tam-chemsvr\chem\SM\BSMA5973.i\1A031513.b\1AC15010.D
 Lab Smp Id: ICV-1448440
 Inj Date : 15-MAR-2013 14:39
 Operator : SCC
 Smp Info : ICV-1448440
 Misc Info :
 Comment :
 Method : \\tam-chemsvr\chem\SM\BSMA5973.i\1A031513.b\a-bFASTPAHi-m.m
 Meth Date : 15-Mar-2013 14:58 cantins Quant Type: ISTD
 Cal Date : 15-MAR-2013 14:25 Cal File: 1AC15009.D
 Als bottle: 10 QC Sample: LCS
 Dil Factor: 1.00000
 Integrator: HP RTE
 Target Version: 4.14
 Inst ID: BSMA5973.i
 Compound Sublist: pah.sub

Concentration Formula: Amt * DF * 1/Vi * Vt/Vo * A * B * C * D * CpndVariable

Name	Value	Description
DF	1.000	Dilution Factor
Vi	1.000	Injection Volume
Vt	1.000	Final Volume
Vo	1000.000	Sample Volume
A	1000.000	uL to mL conversion
B	1000.000	mL to L conversion
C	0.00100	ng to ug conversion
D	1.000	ug to mg conversion(value = 1= if no con
Cpnd Variable		Local Compound Variable

Compounds	QUANT SIG	MASS	RT	EXP RT	REL RT	RESPONSE	CONCENTRATIONS	
							ON-COLUMN (ug/ml)	FINAL (ug/l)
* 1 Naphthalene-d8	136	2.305	2.303	(1.000)	495704	40.0000		
* 6 Acenaphthene-d10	164	3.325	3.324	(1.000)	291089	40.0000		
* 10 Phenanthrene-d10	188	4.250	4.248	(1.000)	473626	40.0000		
\$ 14 o-Terphenyl	230	4.522	4.526	(1.064)	107532	16.4780	16.4780	
* 18 Chrysene-d12	240	6.242	6.246	(1.000)	433094	40.0000		
* 23 Perylene-d12	264	7.327	7.330	(1.000)	475583	40.0000		
2 Naphthalene	128	2.316	2.314	(1.005)	201427	17.5881	17.5881	
3 2-Methylnaphthalene	141	2.716	2.715	(1.178)	110399	16.5942	16.5942	
4 1-Methylnaphthalene	142	2.770	2.773	(1.202)	116516	17.6931	17.6931	
5 Acenaphthylene	152	3.240	3.238	(0.974)	208291	18.8736	18.8735	
7 Acenaphthene	154	3.347	3.345	(1.006)	110915	17.5296	17.5296	
9 Fluorene	166	3.651	3.649	(1.098)	139114	18.1415	18.1415	
11 Phenanthrene	178	4.266	4.264	(1.004)	198264	16.5166	16.5166	
12 Anthracene	178	4.298	4.296	(1.011)	194486	16.7093	16.7093	
13 Carbazole	167	4.453	4.456	(1.048)	152266	14.9256	14.9256(M)	
15 Fluoranthene	202	5.110	5.113	(1.202)	206210	17.3785	17.3785	
16 Pyrene	202	5.275	5.279	(0.845)	213575	17.1991	17.1990	
17 Benzo(a)anthracene	228	6.237	6.235	(0.999)	223832	17.9907	17.9907	

Compounds	QUANT SIG		CONCENTRATIONS				
	MASS	RT	EXP RT	REL RT	RESPONSE	ON-COLUMN (ug/ml)	FINAL (ug/l)
-----	----	----	-----	-----	-----	-----	-----
19 Chrysene	228	6.258	6.262	(1.003)	192383	17.1506	17.1505
20 Benzo(b)fluoranthene	252	7.049	7.052	(0.962)	196044	16.1625	16.1625
21 Benzo(k)fluoranthene	252	7.070	7.074	(0.965)	221006	17.2278	17.2278
22 Benzo(a)pyrene	252	7.279	7.282	(0.993)	161910	14.5068	14.5068
24 Indeno(1,2,3-cd)pyrene	276	8.032	8.035	(1.096)	161474	16.0342	16.0342(M)
25 Dibenzo(a,h)anthracene	278	8.043	8.045	(1.098)	181488	18.1835	18.1835
26 Benzo(g,h,i)perylene	276	8.214	8.222	(1.121)	159418	15.7263	15.7262

QC Flag Legend

M - Compound response manually integrated.

Data File: 1AC15010.D

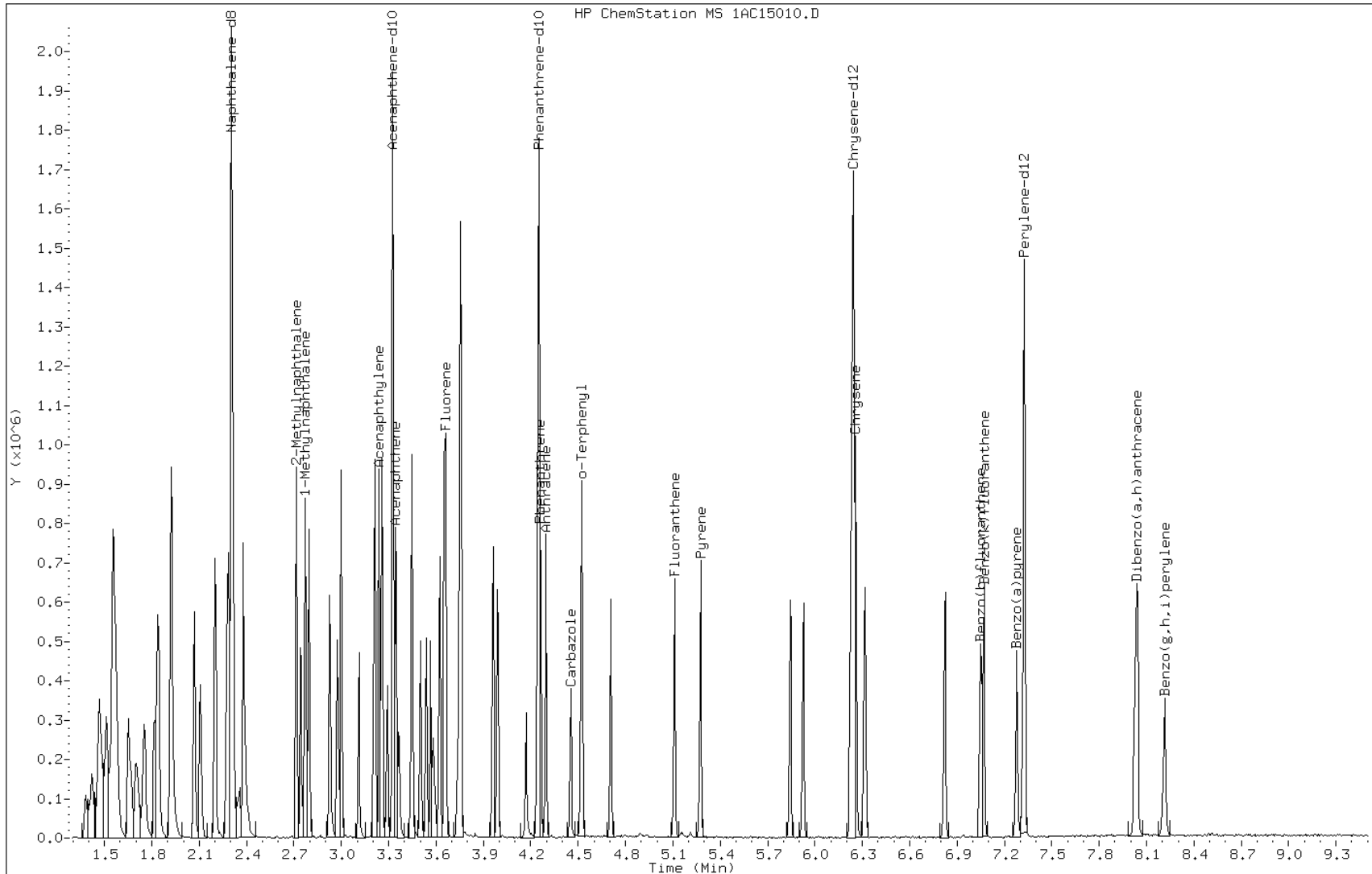
Date: 15-MAR-2013 14:39

Client ID:

Instrument: BSMA5973.i

Sample Info: ICV-1448440

Operator: SCC

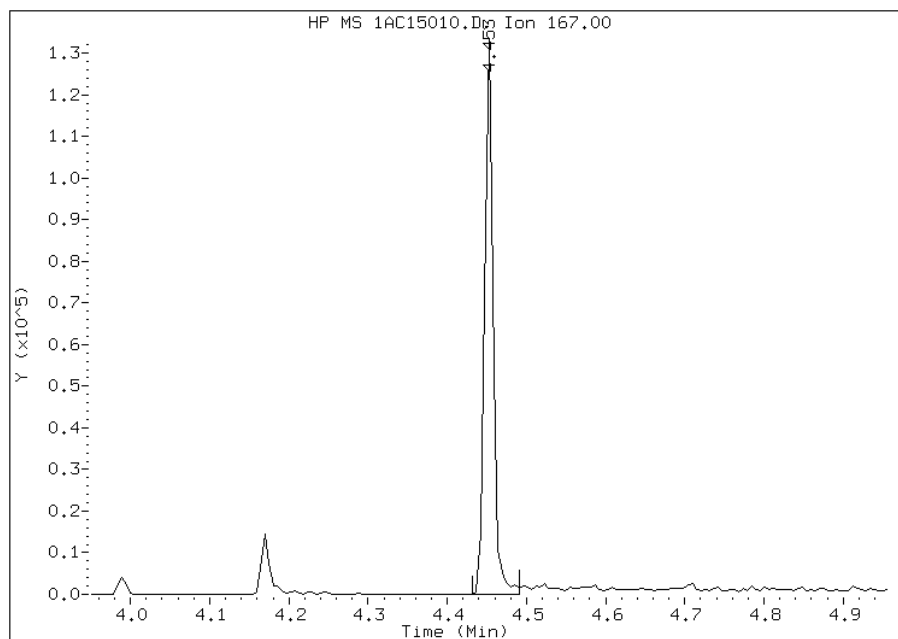


Manual Integration Report

Data File: 1AC15010.D
Inj. Date and Time: 15-MAR-2013 14:39
Instrument ID: BSMA5973.i
Client ID:
Compound: 13 Carbazole
CAS #: 86-74-8
Report Date: 03/15/2013

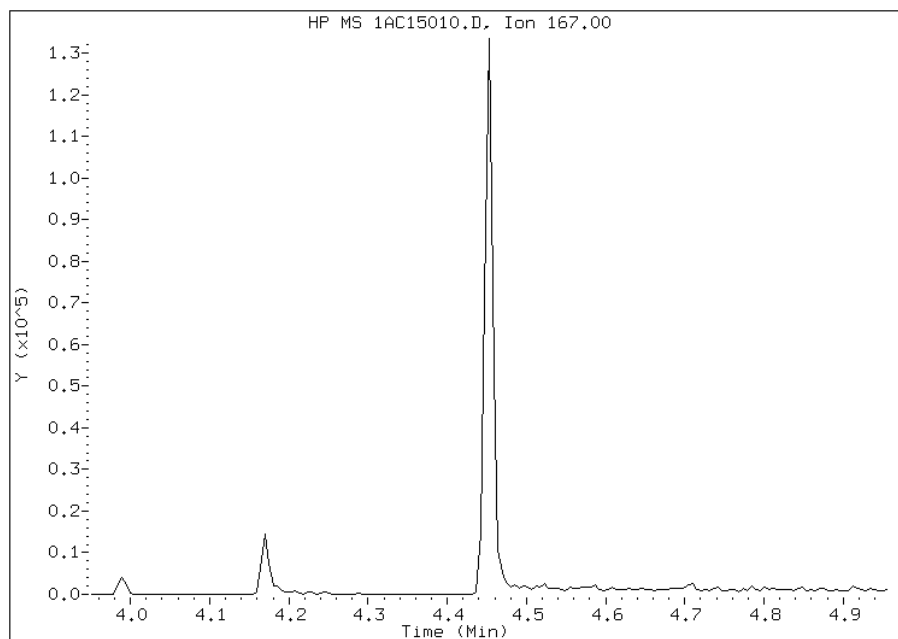
Processing Integration Results

RT: 4.45
Response: 95852
Amount: 9
Conc: 9



Manual Integration Results

RT: 4.45
Response: 152266
Amount: 15
Conc: 15



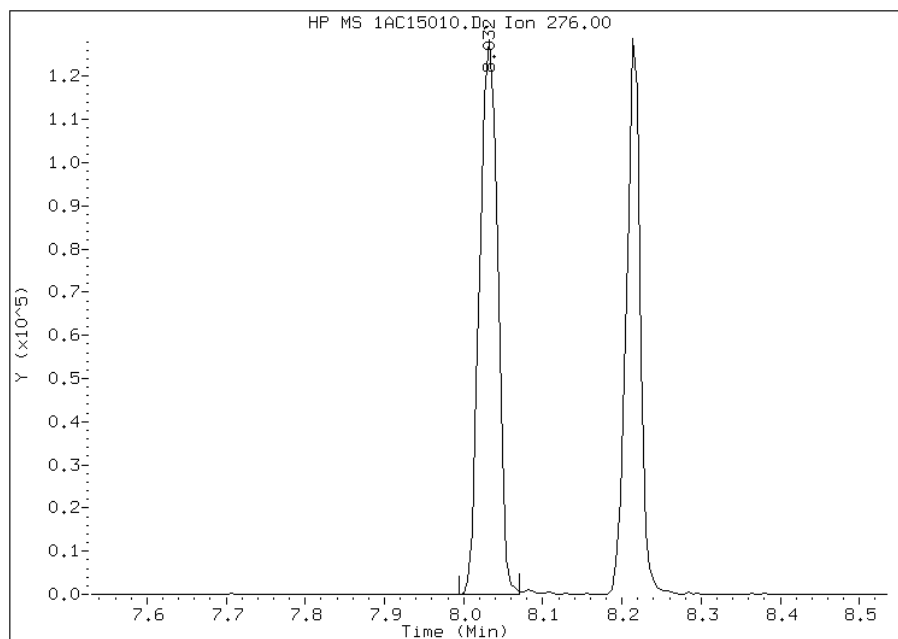
Manually Integrated By: cantins
Modification Date: 15-Mar-2013 15:02
Manual Integration Reason: Baseline Event

Manual Integration Report

Data File: 1AC15010.D
Inj. Date and Time: 15-MAR-2013 14:39
Instrument ID: BSMA5973.i
Client ID:
Compound: 24 Indeno(1,2,3-cd)pyrene
CAS #: 193-39-5
Report Date: 03/15/2013

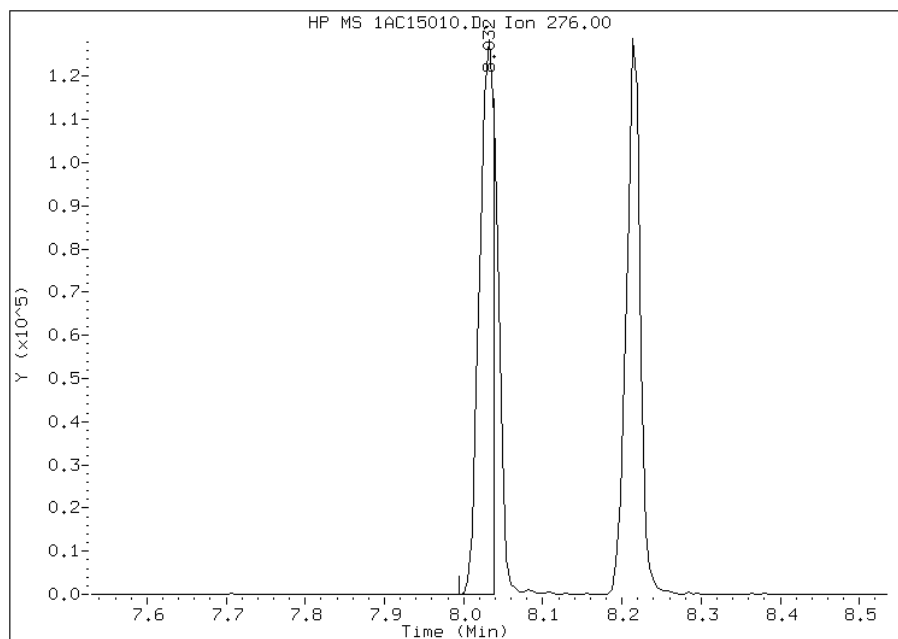
Processing Integration Results

RT: 8.03
Response: 202054
Amount: 20
Conc: 20



Manual Integration Results

RT: 8.03
Response: 161474
Amount: 16
Conc: 16



Manually Integrated By: cantins
Modification Date: 15-Mar-2013 15:00
Manual Integration Reason: Split Peak

FORM VII
GC/MS SEMI VOA CONTINUING CALIBRATION DATA

Lab Name: TestAmerica Tampa Job No.: 680-88298-2
 SDG No.: 68088298-2
 Lab Sample ID: CCVIS 660-135630/9 Calibration Date: 03/21/2013 16:57
 Instrument ID: BSMA5973 Calib Start Date: 03/15/2013 12:54
 GC Column: DB-5MS ID: 250.00 (um) Calib End Date: 03/15/2013 14:25
 Lab File ID: 1AC21008.D Conc. Units: ug/Kg

ANALYTE	CURVE TYPE	AVE RRF	RRF	MIN RRF	CALC AMOUNT	SPIKE AMOUNT	%D	MAX %D
Naphthalene	Ave	0.9241	0.9311	0.0000	20200	20000	0.8	20.0
2-Methylnaphthalene	Lin	0.4655	0.4764	0.0000	17700	20000	-11.6	20.0
1-Methylnaphthalene	Ave	0.5314	0.5412	0.0000	20400	20000	1.8	20.0
Acenaphthylene	Qua	1.438	1.397	0.0000	18500	20000	-7.7	20.0
Acenaphthene	Qua	0.8158	0.8016	0.0000	18300	20000	-8.3	20.0
Fluorene	Qua	1.029	0.9918	0.0000	18800	20000	-6.2	20.0
Phenanthrene	Ave	1.014	1.002	0.0000	19800	20000	-1.2	20.0
Anthracene	Ave	0.9830	0.9350	0.0000	19000	20000	-4.9	20.0
Carbazole	Ave	0.8616	0.7797	0.0000	18100	20000	-9.5	20.0
Fluoranthene	Ave	1.002	0.9708	0.0000	19400	20000	-3.1	20.0
Pyrene	Ave	1.147	1.322	0.0000	23100	20000	15.3	20.0
Benzo[a]anthracene	Lin	1.289	1.154	0.0000	20100	20000	0.3	20.0
Chrysene	Ave	1.036	1.045	0.0000	20200	20000	0.9	20.0
Benzo[b]fluoranthene	Lin	0.9107	0.9745	0.0000	18900	20000	-5.6	20.0
Benzo[k]fluoranthene	Ave	1.079	1.027	0.0000	19000	20000	-4.8	20.0
Benzo[a]pyrene	Ave	0.9387	0.9115	0.0000	19400	20000	-2.9	20.0
Indeno[1,2,3-cd]pyrene	Ave	0.8470	0.7507	0.0000	17700	20000	-11.4	20.0
Dibenz(a,h)anthracene	Ave	0.8395	0.8486	0.0000	20200	20000	1.1	20.0
Benzo[g,h,i]perylene	Ave	0.8526	0.8012	0.0000	18800	20000	-6.0	20.0
o-Terphenyl	Qua	0.5732	0.5480	0.0000	19600	20000	-2.2	20.0

TestAmerica Laboratories

Semivolatiles 8270C low level PAH

Data file : \\tam-chemsvr\chem\SM\BSMA5973.i\1A032113.b\1AC21008.D
 Lab Smp Id: CCVIS-1512372
 Inj Date : 21-MAR-2013 16:57
 Operator : SCC
 Smp Info : CCVIS-1512372
 Misc Info :
 Comment :
 Method : \\tam-chemsvr\chem\SM\BSMA5973.i\1A032113.b\1A-bFASTPAHi-m.m
 Meth Date : 21-Mar-2013 17:07 cantins Quant Type: ISTD
 Cal Date : 15-MAR-2013 14:25 Cal File: 1AC15009.D
 Als bottle: 3 Continuing Calibration Sample
 Dil Factor: 1.00000
 Integrator: HP RTE Compound Sublist: pah.sub
 Target Version: 4.14
 Processing Host: TAM1000

Compounds	QUANT SIG					AMOUNTS	
	MASS	RT	EXP RT	REL RT	RESPONSE	CAL-AMT (ug/ml)	ON-COL (ug/ml)
* 1 Naphthalene-d8	136	2.282	2.282	(1.000)	532825	40.0000	
* 6 Acenaphthene-d10	164	3.302	3.302	(1.000)	367475	40.0000	
* 10 Phenanthrene-d10	188	4.221	4.221	(1.000)	534008	40.0000	(H)
\$ 14 o-Terphenyl	230	4.499	4.499	(1.066)	146308	20.0000	19.5546
* 18 Chrysene-d12	240	6.208	6.208	(1.000)	425959	40.0000	(H)
* 23 Perylene-d12	264	7.292	7.292	(1.000)	463345	40.0000	(H)
2 Naphthalene	128	2.292	2.292	(1.005)	248053	20.0000	20.1504
3 2-Methylnaphthalene	141	2.693	2.693	(1.180)	126928	20.0000	17.6882
4 1-Methylnaphthalene	142	2.752	2.752	(1.206)	144170	20.0000	20.3672
5 Acenaphthylene	152	3.216	3.216	(0.974)	256756	20.0000	18.4681
7 Acenaphthene	154	3.318	3.318	(1.005)	147278	20.0000	18.3433
9 Fluorene	166	3.628	3.628	(1.099)	182222	20.0000	18.7516
11 Phenanthrene	178	4.237	4.237	(1.004)	267435	20.0000	19.7598(H)
12 Anthracene	178	4.269	4.269	(1.011)	249644	20.0000	19.0230
13 Carbazole	167	4.424	4.424	(1.048)	208192	20.0000	18.1001(H)
15 Fluoranthene	202	5.081	5.081	(1.204)	259199	20.0000	19.3742(H)
16 Pyrene	202	5.246	5.246	(0.845)	281546	20.0000	23.0525(H)
17 Benzo(a)anthracene	228	6.197	6.197	(0.998)	245717	20.0000	20.0610(H)
19 Chrysene	228	6.224	6.224	(1.003)	222559	20.0000	20.1730(M)
20 Benzo(b)fluoranthene	252	7.015	7.015	(0.962)	225775	20.0000	18.8863(H)
21 Benzo(k)fluoranthene	252	7.036	7.036	(0.965)	237860	20.0000	19.0313(H)
22 Benzo(a)pyrene	252	7.244	7.244	(0.993)	211168	20.0000	19.4199(H)
24 Indeno(1,2,3-cd)pyrene	276	7.987	7.987	(1.095)	173911	20.0000	17.7253(MH)
25 Dibenzo(a,h)anthracene	278	7.998	7.998	(1.097)	196590	20.0000	20.2168(H)
26 Benzo(g,h,i)perylene	276	8.169	8.169	(1.120)	185619	20.0000	18.7945(H)

QC Flag Legend

M - Compound response manually integrated.
 H - Operator selected an alternate compound hit.

Data File: 1AC21008.D

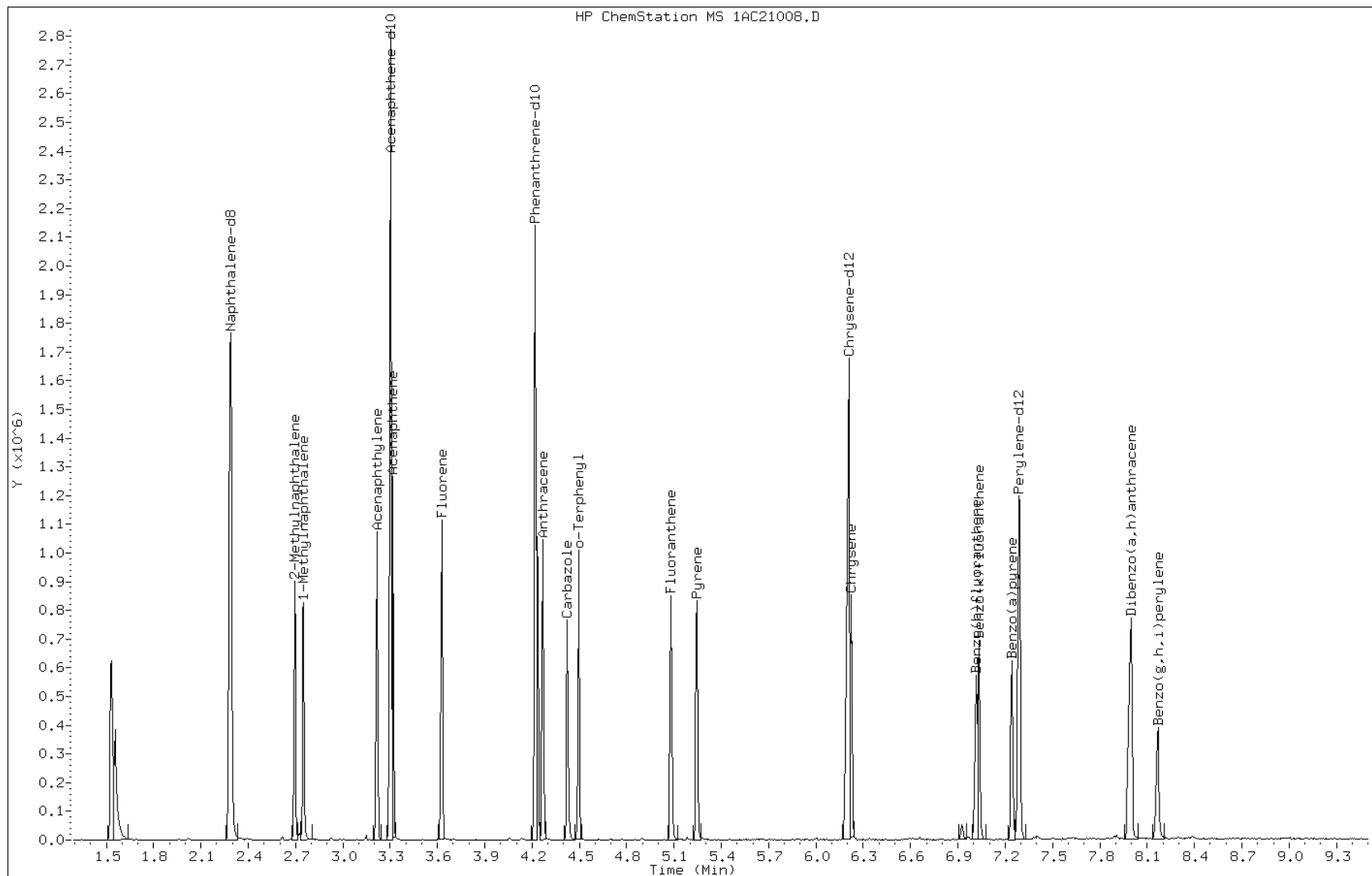
Date: 21-MAR-2013 16:57

Client ID:

Instrument: BSMA5973.i

Sample Info: CCVIS-1512372

Operator: SCC

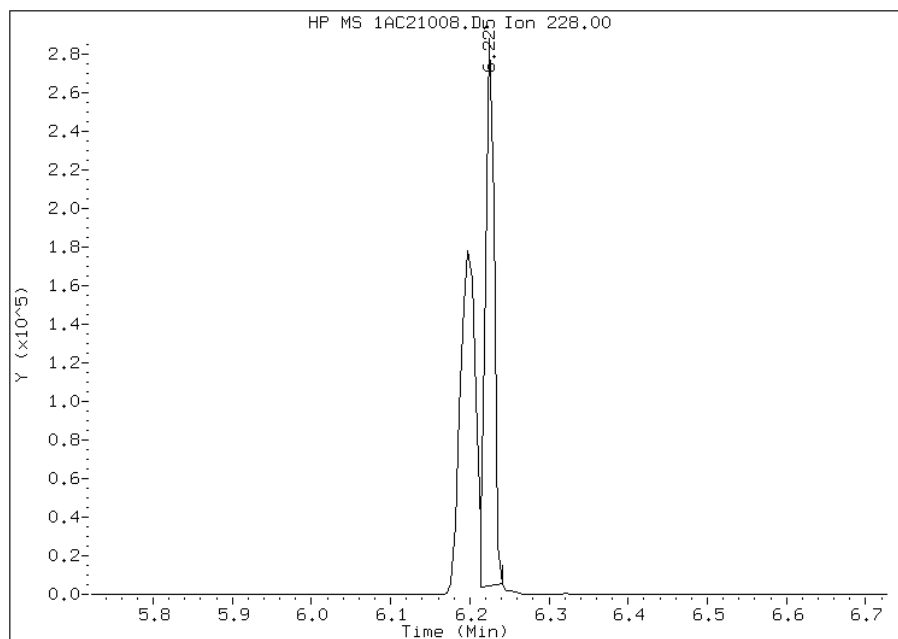


Manual Integration Report

Data File: 1AC21008.D
Inj. Date and Time: 21-MAR-2013 16:57
Instrument ID: BSMA5973.i
Client ID:
Compound: 19 Chrysene
CAS #: 218-01-9
Report Date: 03/26/2013

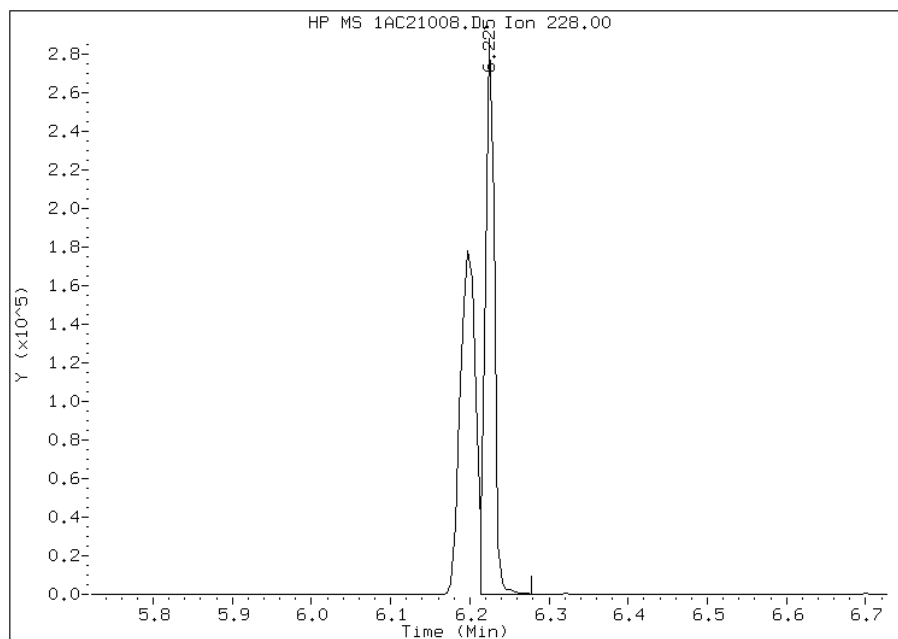
Processing Integration Results

RT: 6.22
Response: 210602
Amount: 19
Conc: 19



Manual Integration Results

RT: 6.22
Response: 222559
Amount: 20
Conc: 20



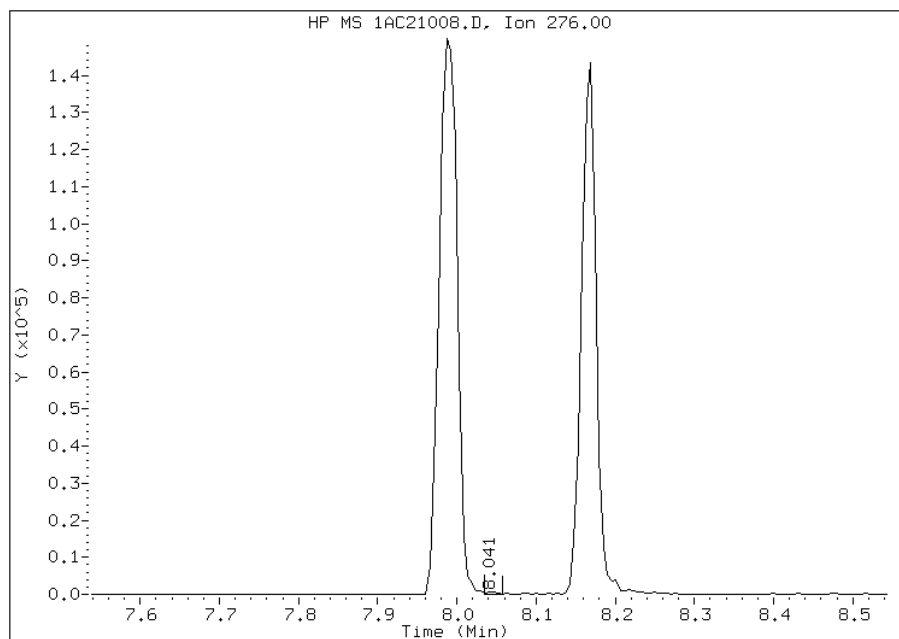
Manually Integrated By: cantins
Modification Date: 21-Mar-2013 17:08
Manual Integration Reason: Baseline Event

Manual Integration Report

Data File: 1AC21008.D
Inj. Date and Time: 21-MAR-2013 16:57
Instrument ID: BSMA5973.i
Client ID:
Compound: 24 Indeno(1,2,3-cd)pyrene
CAS #: 193-39-5
Report Date: 03/26/2013

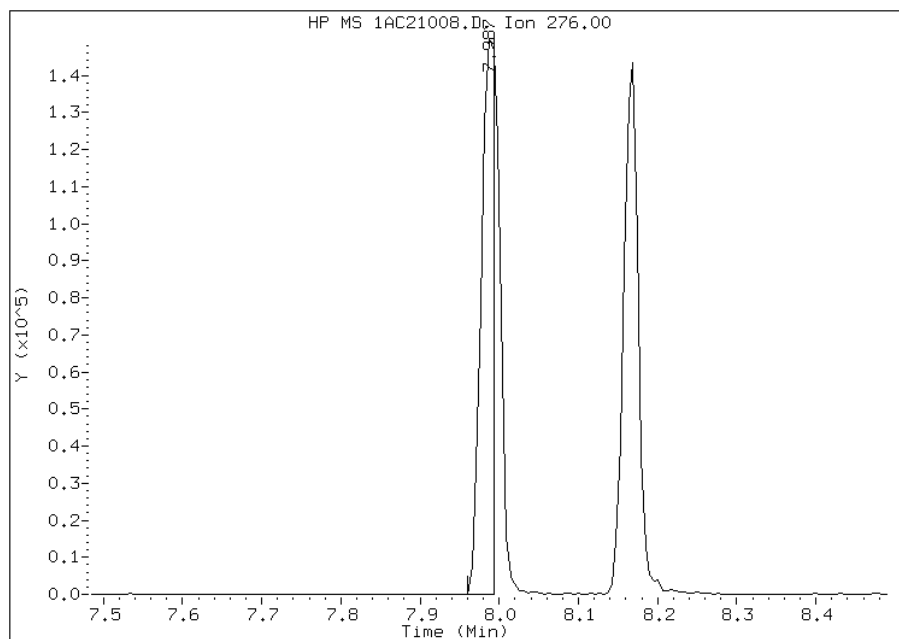
Processing Integration Results

RT: 8.04
Response: 618
Amount: 0
Conc: 0



Manual Integration Results

RT: 7.99
Response: 173911
Amount: 18
Conc: 18



Manually Integrated By: cantins
Modification Date: 21-Mar-2013 17:08
Manual Integration Reason: Split Peak

FORM VII
GC/MS SEMI VOA CONTINUING CALIBRATION DATA

Lab Name: TestAmerica Tampa Job No.: 680-88298-2
 SDG No.: 68088298-2
 Lab Sample ID: ICV 660-134776/10 Calibration Date: 02/22/2013 14:06
 Instrument ID: BSMC5973 Calib Start Date: 02/22/2013 11:57
 GC Column: DB-5MS ID: 250.00 (um) Calib End Date: 02/22/2013 13:48
 Lab File ID: 1CB22010.D Conc. Units: ug/Kg

ANALYTE	CURVE TYPE	AVE RRF	RRF	MIN RRF	CALC AMOUNT	SPIKE AMOUNT	%D	MAX %D
Naphthalene	Ave	1.041	0.9304	0.0000	17900	20000	-10.7	35.0
2-Methylnaphthalene	Ave	0.6946	0.6168	0.0000	17800	20000	-11.2	35.0
1-Methylnaphthalene	Ave	0.6326	0.5884	0.0000	18600	20000	-7.0	35.0
Acenaphthylene	Ave	1.613	1.474	0.0000	18300	20000	-8.6	35.0
Acenaphthene	Ave	1.002	0.9523	0.0000	19000	20000	-5.0	35.0
Fluorene	Ave	1.268	1.140	0.0000	18000	20000	-10.1	35.0
Phenanthrene	Ave	1.157	0.9494	0.0000	16400	20000	-17.9	35.0
Anthracene	Ave	1.131	0.9716	0.0000	17200	20000	-14.1	35.0
Carbazole	Ave	1.006	0.8745	0.0000	17400	20000	-13.0	35.0
Fluoranthene	Ave	1.267	1.118	0.0000	17700	20000	-11.7	35.0
Pyrene	Ave	1.075	0.8809	0.0000	16400	20000	-18.1	35.0
Benzo[a]anthracene	Ave	1.154	0.9788	0.0000	17000	20000	-15.2	35.0
Chrysene	Ave	1.155	0.9170	0.0000	15900	20000	-20.6	35.0
Benzo[b]fluoranthene	Ave	1.045	0.9777	0.0000	18700	20000	-6.5	35.0
Benzo[k]fluoranthene	Ave	1.072	0.8826	0.0000	16500	20000	-17.7	35.0
Benzo[a]pyrene	Ave	1.015	0.7948	0.0000	15700	20000	-21.7	35.0
Indeno[1,2,3-cd]pyrene	Ave	0.9552	0.8384	0.0000	17600	20000	-12.2	35.0
Dibenz(a,h)anthracene	Ave	0.9343	0.8876	0.0000	19000	20000	-5.0	35.0
Benzo[g,h,i]perylene	Ave	0.999	0.8655	0.0000	17300	20000	-13.4	35.0
o-Terphenyl	Ave	0.6039	0.4936	0.0000	16300	20000	-18.3	35.0

TestAmerica Laboratories

Semivolatiles 8270C low level PAH

Data file : \\tam-chemsvr\chem\SM\BSMC5973.i\1C022213.b\1CB22010.D
 Lab Smp Id: ICV-1448440
 Inj Date : 22-FEB-2013 14:06
 Operator : SCC
 Smp Info : ICV-1448440
 Misc Info :
 Comment :
 Method : \\tam-chemsvr\chem\SM\BSMC5973.i\1C022213.b\a-bFASTPAHi-m.m
 Meth Date : 22-Feb-2013 14:18 cantins Quant Type: ISTD
 Cal Date : 22-FEB-2013 13:48 Cal File: 1CB22009.D
 Als bottle: 10 QC Sample: LCS
 Dil Factor: 1.00000
 Integrator: HP RTE Compound Sublist: pah.sub
 Target Version: 4.14
 Processing Host: TAM1000

Concentration Formula: Amt * DF * 1/Vi * Vt/Vo * A * B * C * D * CpndVariable

Name	Value	Description
DF	1.000	Dilution Factor
Vi	1.000	Injection Volume
Vt	1.000	Final Volume
Vo	1000.000	Sample Volume
A	1000.000	uL to mL conversion
B	1000.000	mL to L conversion
C	0.00100	ng to ug conversion
D	1.000	ug to mg conversion(value = 1= if no con
Cpnd Variable		Local Compound Variable

Compounds	QUANT	SIG	MASS	RT	EXP RT	REL RT	RESPONSE	CONCENTRATIONS	
								ON-COLUMN (ug/ml)	FINAL (ug/l)
* 1 Naphthalene-d8	136		3.804	3.804	(1.000)	1383069	40.0000		
* 6 Acenaphthene-d10	164		4.892	4.892	(1.000)	1075067	40.0000		
* 10 Phenanthrene-d10	188		5.845	5.845	(1.000)	2141313	40.0000		
\$ 14 o-Terphenyl	230		6.098	6.098	(1.043)	528461	16.3458	16.3457	
* 18 Chrysene-d12	240		7.798	7.798	(1.000)	2766374	40.0000		
* 23 Perylene-d12	264		9.015	9.016	(1.000)	3034368	40.0000		
2 Naphthalene	128		3.816	3.816	(1.003)	643385	17.8686	17.8685	
3 2-Methylnaphthalene	142		4.245	4.245	(1.116)	426527	17.7587	17.7586	
4 1-Methylnaphthalene	142		4.304	4.304	(1.131)	406896	18.6013	18.6013	
5 Acenaphthylene	152		4.804	4.804	(0.982)	792099	18.2750	18.2749	
7 Acenaphthene	154		4.910	4.910	(1.004)	511893	19.0010	19.0010	
9 Fluorene	166		5.233	5.234	(1.070)	612561	17.9790	17.9790	
11 Phenanthrene	178		5.863	5.863	(1.003)	1016506	16.4172	16.4171	
12 Anthracene	178		5.898	5.898	(1.009)	1040221	17.1782	17.1781	
13 Carbazole	167		6.004	6.004	(1.027)	936321	17.3944	17.3943	
15 Fluoranthene	202		6.704	6.704	(1.147)	1196804	17.6502	17.6501	
16 Pyrene	202		6.874	6.875	(0.882)	1218381	16.3888	16.3887	

Compounds	QUANT SIG	RT	EXP RT	REL RT	RESPONSE	CONCENTRATIONS	
						ON-COLUMN (ug/ml)	FINAL (ug/l)
17 Benzo(a)anthracene	228	7.792	7.792	(0.999)	1353867	16.9566	16.9566
19 Chrysene	228	7.815	7.822	(1.002)	1268380	15.8740	15.8740
20 Benzo(b)fluoranthene	252	8.656	8.657	(0.960)	1483299	18.7051	18.7050
21 Benzo(k)fluoranthene	252	8.680	8.680	(0.963)	1339047	16.4606	16.4605
22 Benzo(a)pyrene	252	8.956	8.963	(0.993)	1205817	15.6548	15.6547
24 Indeno(1,2,3-cd)pyrene	276	10.233	10.239	(1.135)	1271997	17.5546	17.5546(M)
25 Dibenzo(a,h)anthracene	278	10.250	10.257	(1.137)	1346652	19.0003	19.0002
26 Benzo(g,h,i)perylene	276	10.597	10.610	(1.175)	1313135	17.3240	17.3240

QC Flag Legend

M - Compound response manually integrated.

Data File: 1CB22010.D

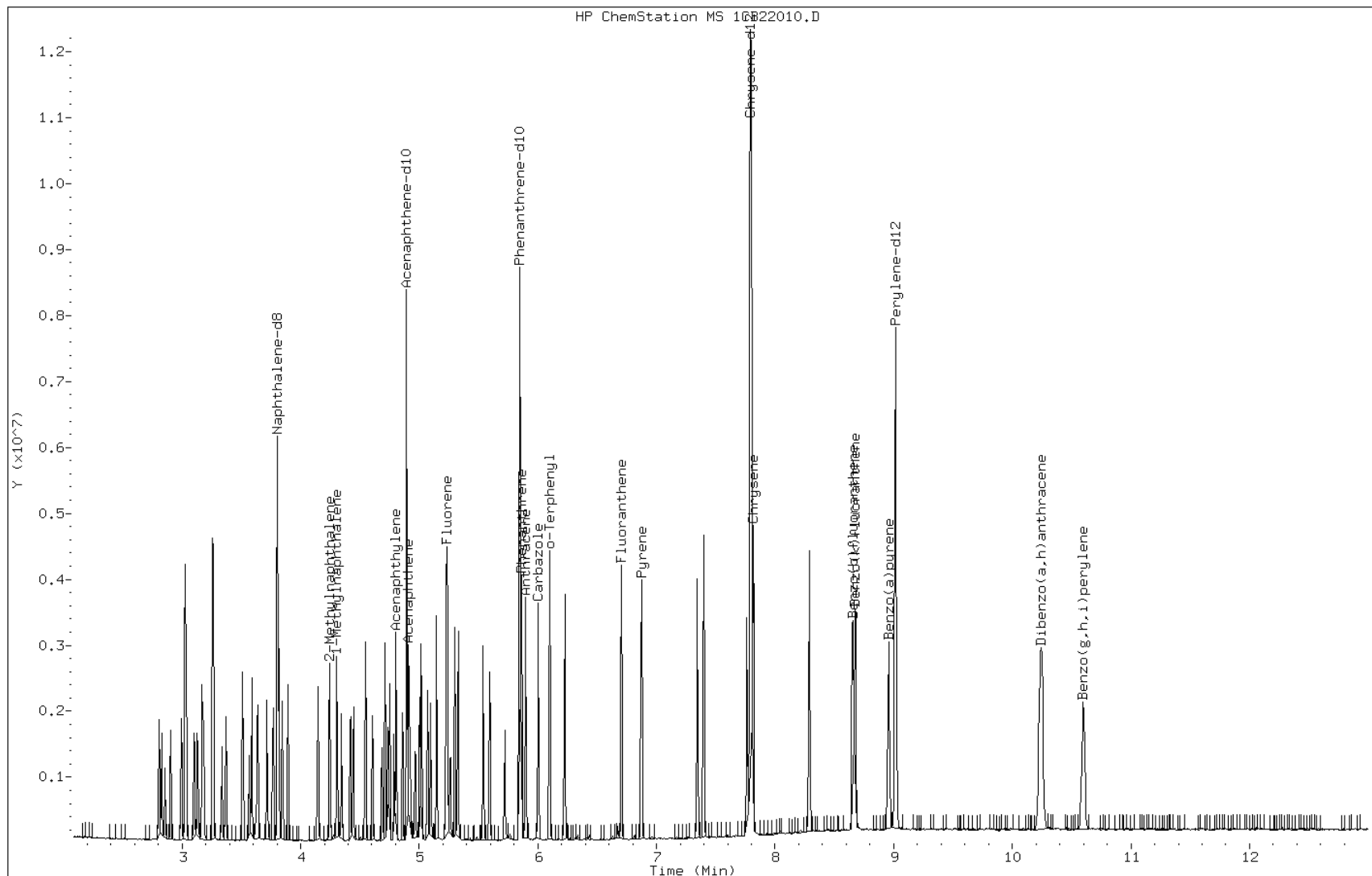
Date: 22-FEB-2013 14:06

Client ID:

Instrument: BSMC5973.i

Sample Info: ICV-1448440

Operator: SCC

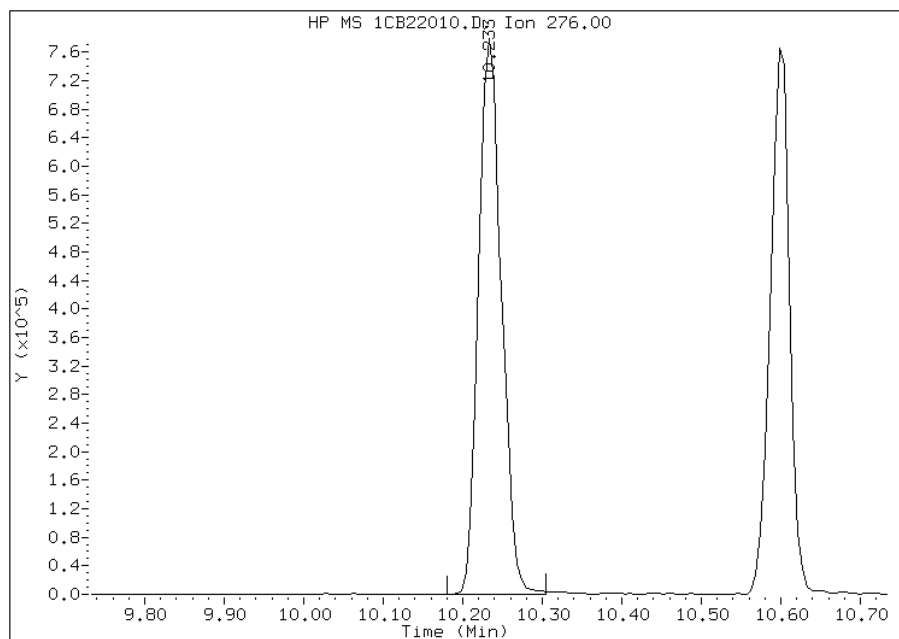


Manual Integration Report

Data File: 1CB22010.D
Inj. Date and Time: 22-FEB-2013 14:06
Instrument ID: BSMC5973.i
Client ID:
Compound: 24 Indeno(1,2,3-cd)pyrene
CAS #: 193-39-5
Report Date: 02/22/2013

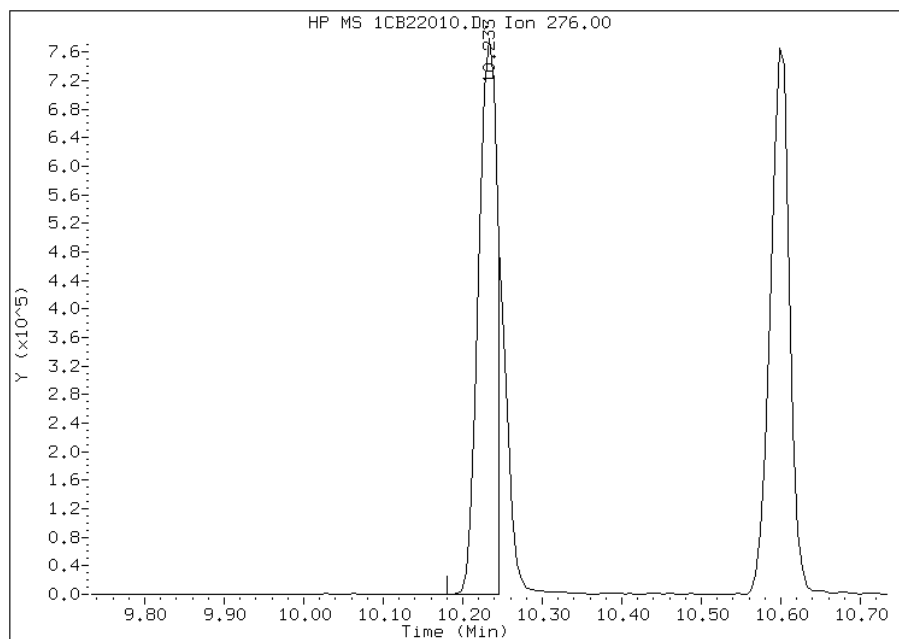
Processing Integration Results

RT: 10.23
Response: 1550656
Amount: 21
Conc: 21



Manual Integration Results

RT: 10.23
Response: 1271997
Amount: 18
Conc: 18



Manually Integrated By: cantins
Modification Date: 22-Feb-2013 14:21
Manual Integration Reason: Split Peak

FORM VII
GC/MS SEMI VOA CONTINUING CALIBRATION DATA

Lab Name: TestAmerica Tampa Job No.: 680-88298-2
 SDG No.: 68088298-2
 Lab Sample ID: CCVIS 660-135643/4 Calibration Date: 03/21/2013 11:50
 Instrument ID: BSMC5973 Calib Start Date: 02/22/2013 11:57
 GC Column: DB-5MS ID: 250.00 (um) Calib End Date: 02/22/2013 13:48
 Lab File ID: 1CC21004.D Conc. Units: ug/Kg

ANALYTE	CURVE TYPE	AVE RRF	RRF	MIN RRF	CALC AMOUNT	SPIKE AMOUNT	%D	MAX %D
Naphthalene	Ave	1.041	1.042	0.0000	20000	20000	0.0	20.0
2-Methylnaphthalene	Ave	0.6946	0.7138	0.0000	20600	20000	2.8	20.0
1-Methylnaphthalene	Ave	0.6326	0.6683	0.0000	21100	20000	5.6	20.0
Acenaphthylene	Ave	1.613	1.622	0.0000	20100	20000	0.6	20.0
Acenaphthene	Ave	1.002	0.9767	0.0000	19500	20000	-2.6	20.0
Fluorene	Ave	1.268	1.296	0.0000	20400	20000	2.2	20.0
Phenanthrene	Ave	1.157	1.140	0.0000	19700	20000	-1.4	20.0
Anthracene	Ave	1.131	1.132	0.0000	20000	20000	0.0	20.0
Carbazole	Ave	1.006	1.010	0.0000	20100	20000	0.4	20.0
Fluoranthene	Ave	1.267	1.270	0.0000	20000	20000	0.2	20.0
Pyrene	Ave	1.075	1.102	0.0000	20500	20000	2.5	20.0
Benzo[a]anthracene	Ave	1.154	1.054	0.0000	18300	20000	-8.7	20.0
Chrysene	Ave	1.155	1.041	0.0000	18000	20000	-9.9	20.0
Benzo[b]fluoranthene	Ave	1.045	1.007	0.0000	19300	20000	-3.6	20.0
Benzo[k]fluoranthene	Ave	1.072	1.124	0.0000	21000	20000	4.8	20.0
Benzo[a]pyrene	Ave	1.015	1.018	0.0000	20000	20000	0.2	20.0
Indeno[1,2,3-cd]pyrene	Ave	0.9552	0.999	0.0000	20900	20000	4.6	20.0
Dibenz(a,h)anthracene	Ave	0.9343	0.8764	0.0000	18800	20000	-6.2	20.0
Benzo[g,h,i]perylene	Ave	0.999	0.9735	0.0000	19500	20000	-2.6	20.0
o-Terphenyl	Ave	0.6039	0.5978	0.0000	19800	20000	-1.0	20.0

TestAmerica Laboratories

Semivolatile 8270C low level PAH

Data file : \\tam-chemsvr\chem\SM\BSMC5973.i\1C032113.b\1CC21004.D
 Lab Smp Id: CCVIS-1512372
 Inj Date : 21-MAR-2013 11:50
 Operator : SCC
 Smp Info : CCVIS-1512372
 Misc Info :
 Comment :
 Method : \\tam-chemsvr\chem\SM\BSMC5973.i\1C032113.b\a-bFASTPAHi-m.m
 Meth Date : 21-Mar-2013 12:06 cantins Quant Type: ISTD
 Cal Date : 22-FEB-2013 13:48 Cal File: 1CB22009.D
 Als bottle: 3 Continuing Calibration Sample
 Dil Factor: 1.00000
 Integrator: HP RTE Compound Sublist: pah.sub
 Target Version: 4.14
 Processing Host: TAM1000

Compounds	QUANT SIG					AMOUNTS	
	MASS	RT	EXP RT	REL RT	RESPONSE	CAL-AMT (ug/ml)	ON-COL (ug/ml)
* 1 Naphthalene-d8	136	3.739	3.739	(1.000)	840044	40.0000	(H)
* 6 Acenaphthene-d10	164	4.827	4.827	(1.000)	651490	40.0000	(H)
* 10 Phenanthrene-d10	188	5.774	5.774	(1.000)	1219756	40.0000	(H)
\$ 14 o-Terphenyl	230	6.027	6.027	(1.044)	364578	20.0000	19.7965(H)
* 18 Chrysene-d12	240	7.715	7.715	(1.000)	1556594	40.0000	(H)
* 23 Perylene-d12	264	8.898	8.898	(1.000)	1584646	40.0000	(H)
2 Naphthalene	128	3.751	3.751	(1.003)	437723	20.0000	20.0152(H)
3 2-Methylnaphthalene	142	4.180	4.180	(1.118)	299817	20.0000	20.5524(H)
4 1-Methylnaphthalene	142	4.239	4.239	(1.134)	280685	20.0000	21.1261(H)
5 Acenaphthylene	152	4.739	4.739	(0.982)	528374	20.0000	20.1162(H)
7 Acenaphthene	154	4.845	4.845	(1.004)	318158	20.0000	19.4880
9 Fluorene	166	5.162	5.162	(1.069)	422157	20.0000	20.4464(H)
11 Phenanthrene	178	5.792	5.792	(1.003)	695478	20.0000	19.7187(H)
12 Anthracene	178	5.821	5.821	(1.008)	690319	20.0000	20.0128(H)
13 Carbazole	167	5.933	5.933	(1.028)	615983	20.0000	20.0890(H)
15 Fluoranthene	202	6.627	6.627	(1.148)	774249	20.0000	20.0453(H)
16 Pyrene	202	6.792	6.792	(0.880)	857546	20.0000	20.5001(H)
17 Benzo(a)anthracene	228	7.709	7.709	(0.999)	819981	20.0000	18.2516(H)
19 Chrysene	228	7.733	7.733	(1.002)	810416	20.0000	18.0252(H)
20 Benzo(b)fluoranthene	252	8.551	8.551	(0.961)	798250	20.0000	19.2754(H)
21 Benzo(k)fluoranthene	252	8.574	8.574	(0.964)	890639	20.0000	20.9646(H)
22 Benzo(a)pyrene	252	8.845	8.845	(0.994)	806466	20.0000	20.0487(H)
24 Indeno(1,2,3-cd)pyrene	276	10.068	10.068	(1.132)	791649	20.0000	20.9206(MH)
25 Dibenzo(a,h)anthracene	278	10.086	10.086	(1.134)	694396	20.0000	18.7606(H)
26 Benzo(g,h,i)perylene	276	10.421	10.421	(1.171)	771294	20.0000	19.4847(H)

QC Flag Legend

M - Compound response manually integrated.
 H - Operator selected an alternate compound hit.

Data File: 1CC21004.D

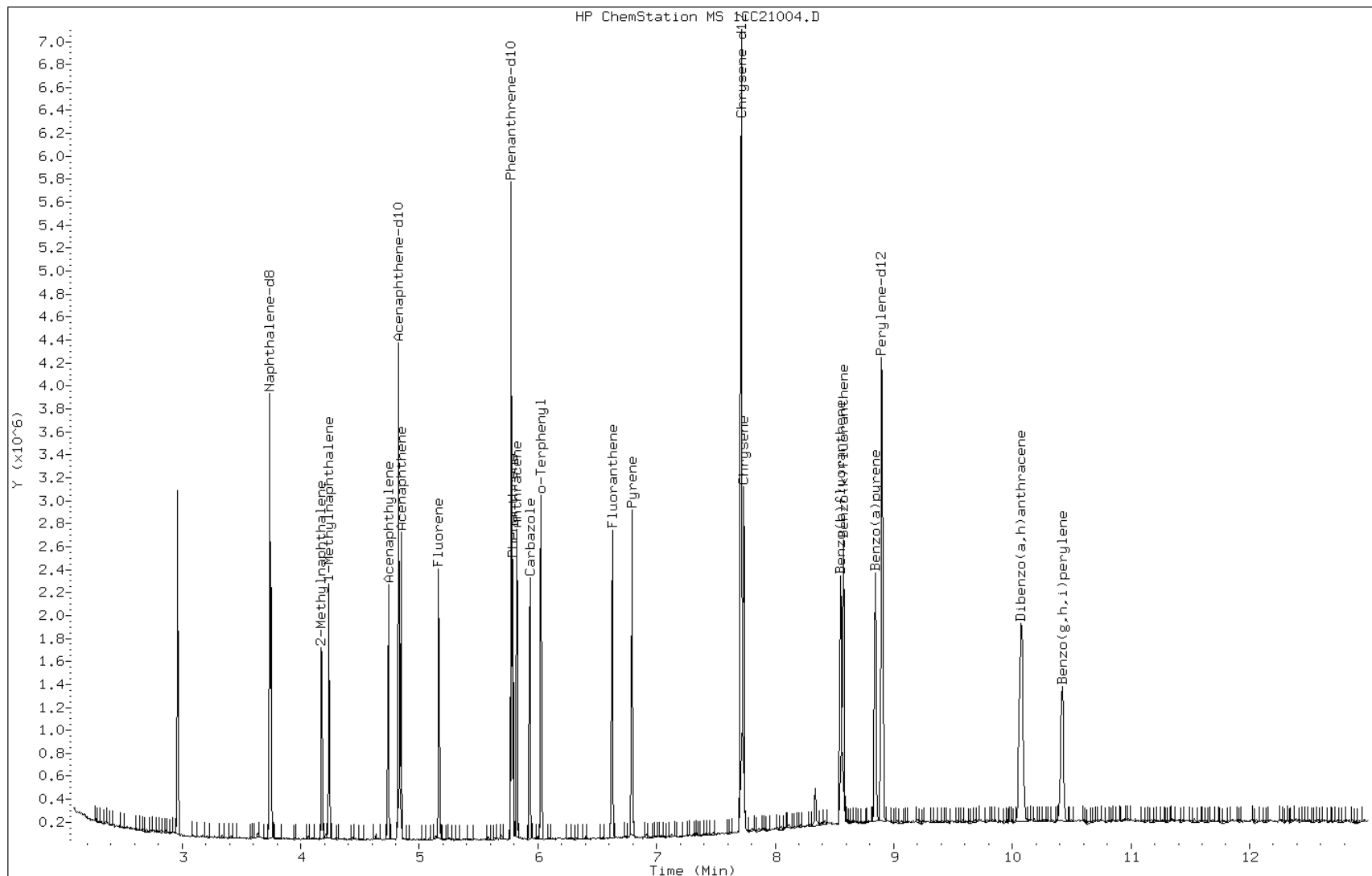
Date: 21-MAR-2013 11:50

Client ID:

Instrument: BSMC5973.i

Sample Info: CCVIS-1512372

Operator: SCC

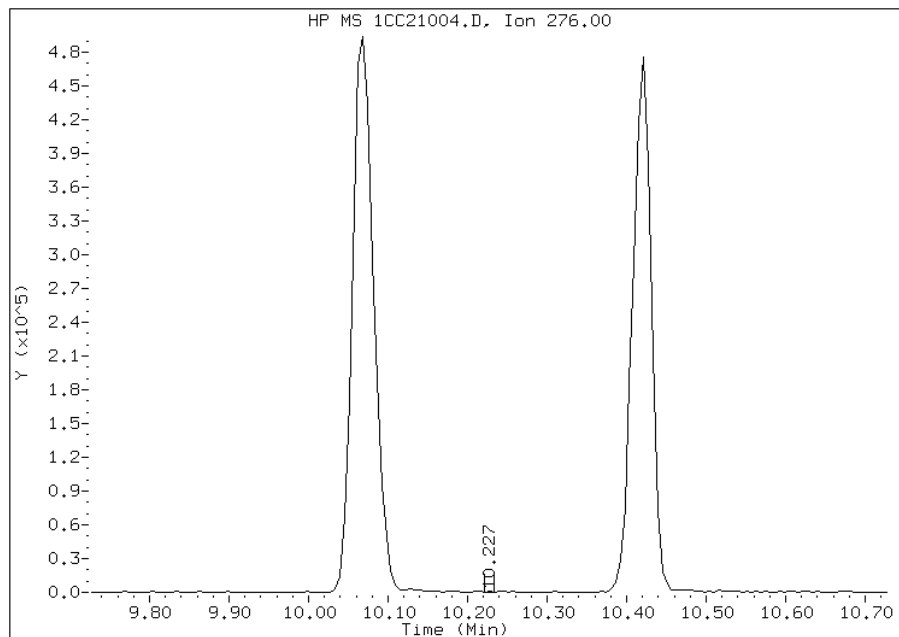


Manual Integration Report

Data File: 1CC21004.D
Inj. Date and Time: 21-MAR-2013 11:50
Instrument ID: BSMC5973.i
Client ID:
Compound: 24 Indeno(1,2,3-cd)pyrene
CAS #: 193-39-5
Report Date: 03/21/2013

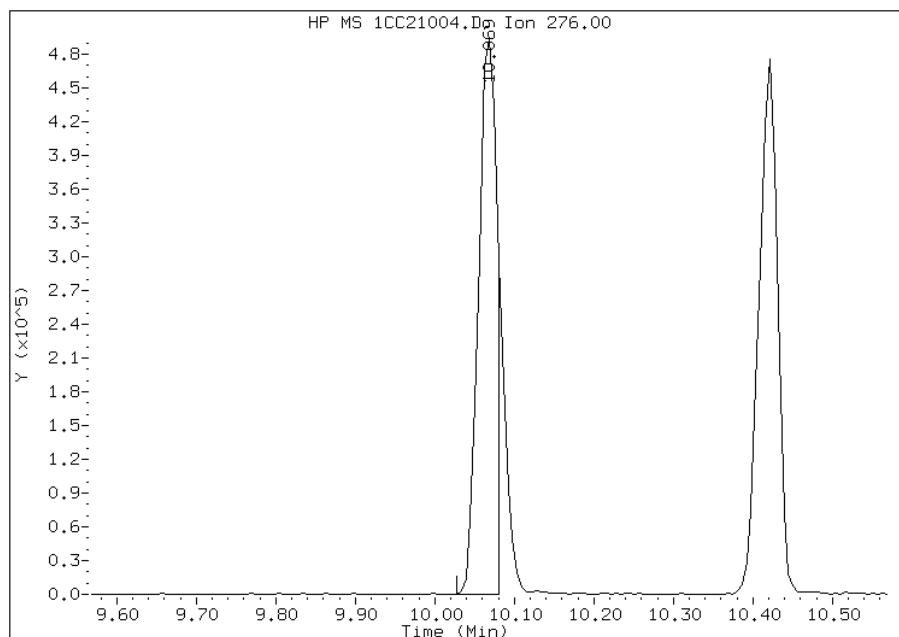
Processing Integration Results

RT: 10.23
Response: 461
Amount: 0
Conc: 0



Manual Integration Results

RT: 10.07
Response: 791649
Amount: 21
Conc: 21



Manually Integrated By: cantins
Modification Date: 21-Mar-2013 12:08
Manual Integration Reason: Split Peak

FORM VII
GC/MS SEMI VOA CONTINUING CALIBRATION DATA

Lab Name: TestAmerica Tampa Job No.: 680-88298-2
 SDG No.: 68088298-2
 Lab Sample ID: CCVIS 660-135753/3 Calibration Date: 03/25/2013 12:33
 Instrument ID: BSMC5973 Calib Start Date: 02/22/2013 11:57
 GC Column: DB-5MS ID: 250.00 (um) Calib End Date: 02/22/2013 13:48
 Lab File ID: 1CC25003.D Conc. Units: ug/Kg

ANALYTE	CURVE TYPE	AVE RRF	RRF	MIN RRF	CALC AMOUNT	SPIKE AMOUNT	%D	MAX %D
Naphthalene	Ave	1.041	1.093	0.0000	21000	20000	5.0	20.0
2-Methylnaphthalene	Ave	0.6946	0.7167	0.0000	20600	20000	3.2	20.0
1-Methylnaphthalene	Ave	0.6326	0.6680	0.0000	21100	20000	5.6	20.0
Acenaphthylene	Ave	1.613	1.592	0.0000	19700	20000	-1.3	20.0
Acenaphthene	Ave	1.002	0.9420	0.0000	18800	20000	-6.0	20.0
Fluorene	Ave	1.268	1.281	0.0000	20200	20000	1.1	20.0
Phenanthrene	Ave	1.157	1.117	0.0000	19300	20000	-3.4	20.0
Anthracene	Ave	1.131	1.161	0.0000	20500	20000	2.6	20.0
Carbazole	Ave	1.006	0.9810	0.0000	19500	20000	-2.4	20.0
Fluoranthene	Ave	1.267	1.293	0.0000	20400	20000	2.1	20.0
Pyrene	Ave	1.075	1.120	0.0000	20800	20000	4.2	20.0
Benzo[a]anthracene	Ave	1.154	1.076	0.0000	18600	20000	-6.8	20.0
Chrysene	Ave	1.155	1.128	0.0000	19500	20000	-2.4	20.0
Benzo[b]fluoranthene	Ave	1.045	1.056	0.0000	20200	20000	1.0	20.0
Benzo[k]fluoranthene	Ave	1.072	1.098	0.0000	20500	20000	2.4	20.0
Benzo[a]pyrene	Ave	1.015	1.034	0.0000	20400	20000	1.8	20.0
Indeno[1,2,3-cd]pyrene	Ave	0.9552	0.9327	0.0000	19500	20000	-2.4	20.0
Dibenz(a,h)anthracene	Ave	0.9343	0.8765	0.0000	18800	20000	-6.2	20.0
Benzo[g,h,i]perylene	Ave	0.999	0.9389	0.0000	18800	20000	-6.0	20.0
o-Terphenyl	Ave	0.6039	0.6227	0.0000	20600	20000	3.1	20.0

TestAmerica Laboratories

Semivolatiles 8270C low level PAH

Data file : \\tam-chemsvr\chem\SM\BSMC5973.i\1C032513.b\1CC25003.D
 Lab Smp Id: CCVIS-1512372
 Inj Date : 25-MAR-2013 12:33
 Operator : SCC
 Smp Info : CCVIS-1512372
 Misc Info :
 Comment :
 Method : \\tam-chemsvr\chem\SM\BSMC5973.i\1C032513.b\a-bFASTPAHi-m.m
 Meth Date : 25-Mar-2013 12:48 cantins Quant Type: ISTD
 Cal Date : 22-FEB-2013 13:48 Cal File: 1CB22009.D
 Als bottle: 3 Continuing Calibration Sample
 Dil Factor: 1.00000
 Integrator: HP RTE Compound Sublist: pah.sub
 Target Version: 4.14
 Processing Host: TAM1000

Compounds	QUANT SIG					AMOUNTS	
	MASS	RT	EXP RT	REL RT	RESPONSE	CAL-AMT (ug/ml)	ON-COL (ug/ml)
* 1 Naphthalene-d8	136	3.733	3.733	(1.000)	865252	40.0000	(H)
* 6 Acenaphthene-d10	164	4.821	4.821	(1.000)	707658	40.0000	(H)
* 10 Phenanthrene-d10	188	5.768	5.768	(1.000)	1324682	40.0000	(H)
\$ 14 o-Terphenyl	230	6.021	6.021	(1.044)	412404	20.0000	20.6197(H)
* 18 Chrysene-d12	240	7.715	7.715	(1.000)	1661991	40.0000	(H)
* 23 Perylene-d12	264	8.898	8.898	(1.000)	1628045	40.0000	(H)
2 Naphthalene	128	3.745	3.745	(1.003)	472999	20.0000	20.9981(H)
3 2-Methylnaphthalene	142	4.174	4.174	(1.118)	310052	20.0000	20.6348(H)
4 1-Methylnaphthalene	142	4.233	4.233	(1.134)	289003	20.0000	21.1185(H)
5 Acenaphthylene	152	4.733	4.733	(0.982)	563257	20.0000	19.7422(H)
7 Acenaphthene	154	4.839	4.839	(1.004)	333298	20.0000	18.7950(H)
9 Fluorene	166	5.162	5.162	(1.071)	453380	20.0000	20.2157(H)
11 Phenanthrene	178	5.786	5.786	(1.003)	739809	20.0000	19.3141(H)
12 Anthracene	178	5.821	5.821	(1.009)	768745	20.0000	20.5211(H)
13 Carbazole	167	5.927	5.927	(1.028)	649728	20.0000	19.5112(H)
15 Fluoranthene	202	6.621	6.621	(1.148)	856669	20.0000	20.4224(H)
16 Pyrene	202	6.792	6.792	(0.880)	931042	20.0000	20.8456(H)
17 Benzo(a)anthracene	228	7.703	7.703	(0.998)	894134	20.0000	18.6401(H)
19 Chrysene	228	7.733	7.733	(1.002)	937193	20.0000	19.5231(H)
20 Benzo(b)fluoranthene	252	8.550	8.550	(0.961)	859762	20.0000	20.2074(H)
21 Benzo(k)fluoranthene	252	8.574	8.574	(0.964)	893769	20.0000	20.4774(H)
22 Benzo(a)pyrene	252	8.845	8.845	(0.994)	841478	20.0000	20.3614(H)
24 Indeno(1,2,3-cd)pyrene	276	10.062	10.062	(1.131)	759255	20.0000	19.5296(MH)
25 Dibenzo(a,h)anthracene	278	10.080	10.080	(1.133)	713468	20.0000	18.7620(H)
26 Benzo(g,h,i)perylene	276	10.415	10.415	(1.171)	764253	20.0000	18.7922(H)

QC Flag Legend

M - Compound response manually integrated.
 H - Operator selected an alternate compound hit.

Data File: 1CC25003.D

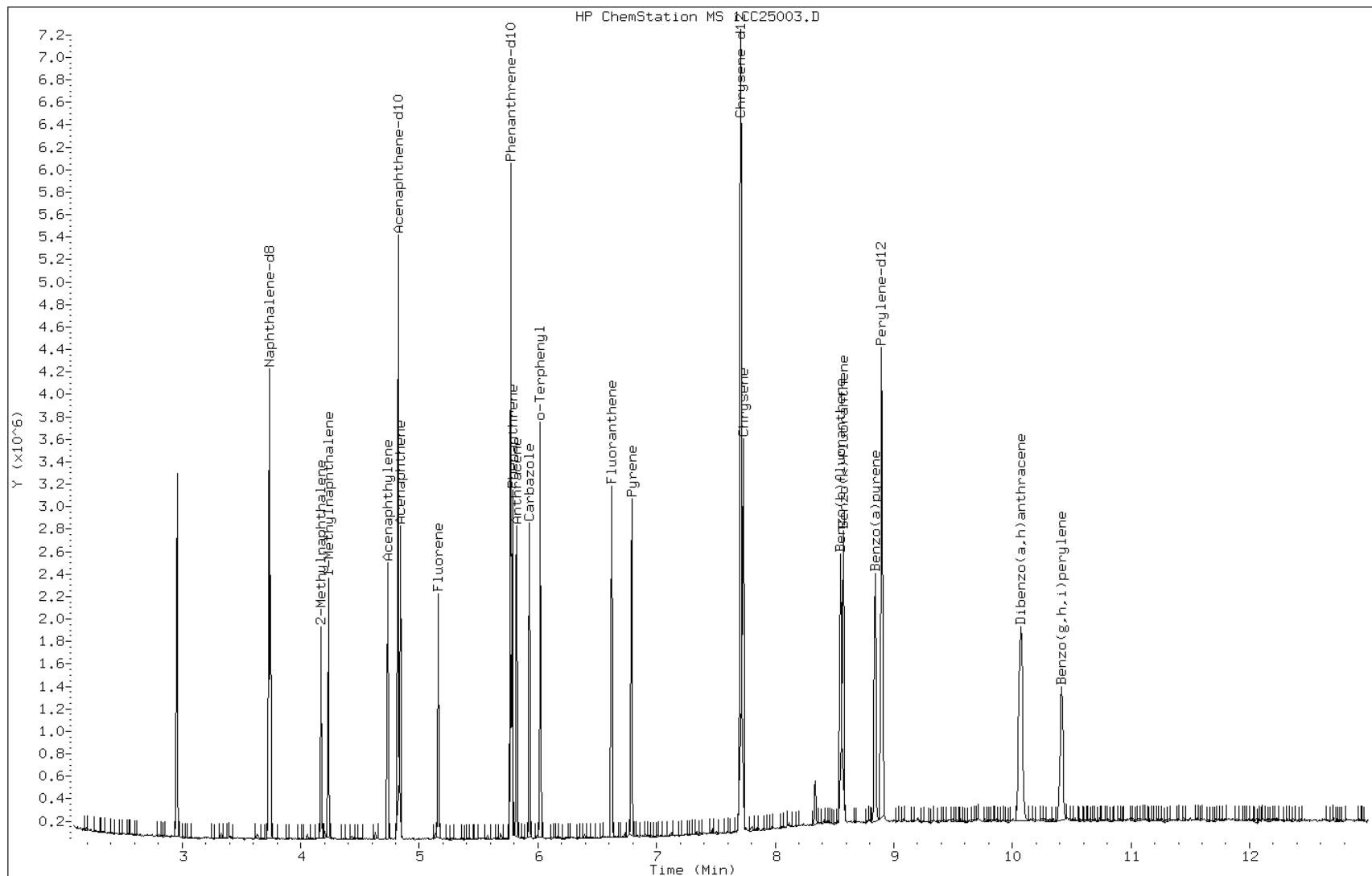
Date: 25-MAR-2013 12:33

Client ID:

Instrument: BSMC5973.i

Sample Info: CCVIS-1512372

Operator: SCC

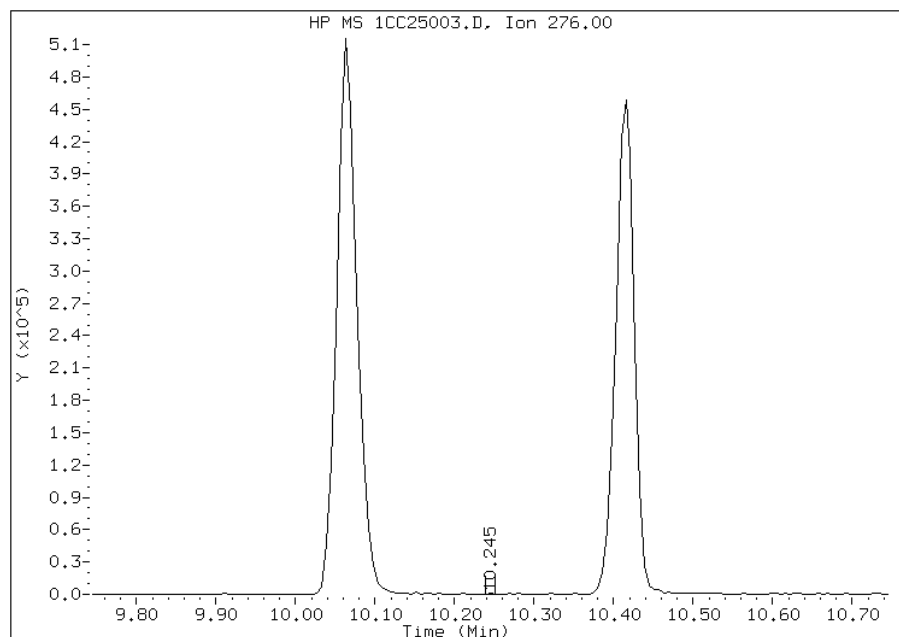


Manual Integration Report

Data File: 1CC25003.D
Inj. Date and Time: 25-MAR-2013 12:33
Instrument ID: BSMC5973.i
Client ID:
Compound: 24 Indeno(1,2,3-cd)pyrene
CAS #: 193-39-5
Report Date: 03/25/2013

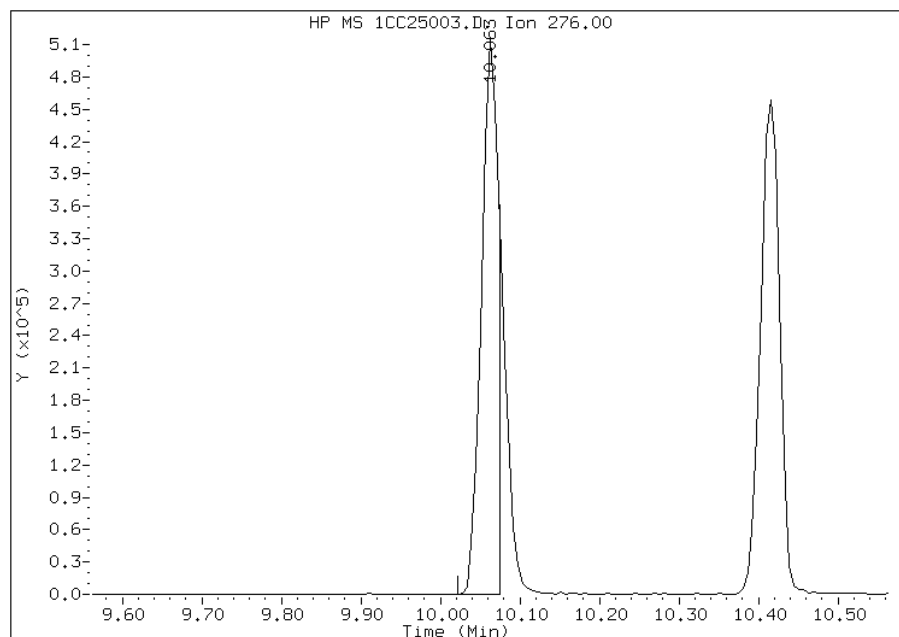
Processing Integration Results

RT: 10.24
Response: 357
Amount: 0
Conc: 0



Manual Integration Results

RT: 10.06
Response: 759255
Amount: 20
Conc: 20



Manually Integrated By: cantins
Modification Date: 25-Mar-2013 12:50
Manual Integration Reason: Split Peak

TestAmerica Laboratories

Data file : \\tam-chemsvr\chem\SM\BSMA5973.i\1A031513.b\1AC15002.D
 Lab Smp Id: DFTPP Client Smp ID: DFTPP
 Inj Date : 15-MAR-2013 12:38
 Operator : SCC Inst ID: BSMA5973.i
 Smp Info : DFTPP-1465456
 Misc Info :
 Comment :
 Method : \\tam-chemsvr\chem\SM\BSMA5973.i\1A031513.b\a-dftpp198.m
 Meth Date : 09-Jan-2013 15:25 cantins Quant Type: ESTD
 Cal Date : Cal File:
 Als bottle: 2 QC Sample: DFTPP
 Dil Factor: 1.00000
 Integrator: HP RTE Compound Sublist: all.sub
 Target Version: 4.14 Sample Matrix: None
 Processing Host: TAM1000

CONCENTRATIONS									
ON-COL FINAL									
RT	EXP RT	DLT RT	MASS	RESPONSE	(ug/L)	(ug/L)	TARGET	RANGE	RATIO
====	=====	=====	====	=====	=====	=====	=====	=====	=====
1 dftpp					CAS #: 5074-71-5				
4.576	4.928	-0.352	198	29405			50.00-	0.00	100.00
4.576	4.928	-0.352	51	21805			10.00-	80.00	74.15
4.576	4.928	-0.352	68	259			0.00-	2.00	1.46
4.576	4.928	-0.352	69	17703			0.00-	0.00	60.20
4.576	4.928	-0.352	70	119			0.00-	2.00	0.67
4.576	4.928	-0.352	127	14373			10.00-	80.00	48.88
4.576	4.928	-0.352	197	110			0.00-	2.00	0.37
4.576	4.928	-0.352	442	16982			50.00-	0.00	57.75
4.576	4.928	-0.352	199	1936			5.00-	9.00	6.58
4.576	4.928	-0.352	275	7091			10.00-	60.00	24.11
4.576	4.928	-0.352	365	1588			1.00-	0.00	5.40
4.576	4.928	-0.352	441	2270			0.01-	99.99	66.76
4.576	4.928	-0.352	443	3400			15.00-	24.00	20.02

Data File: 1AC15002.D

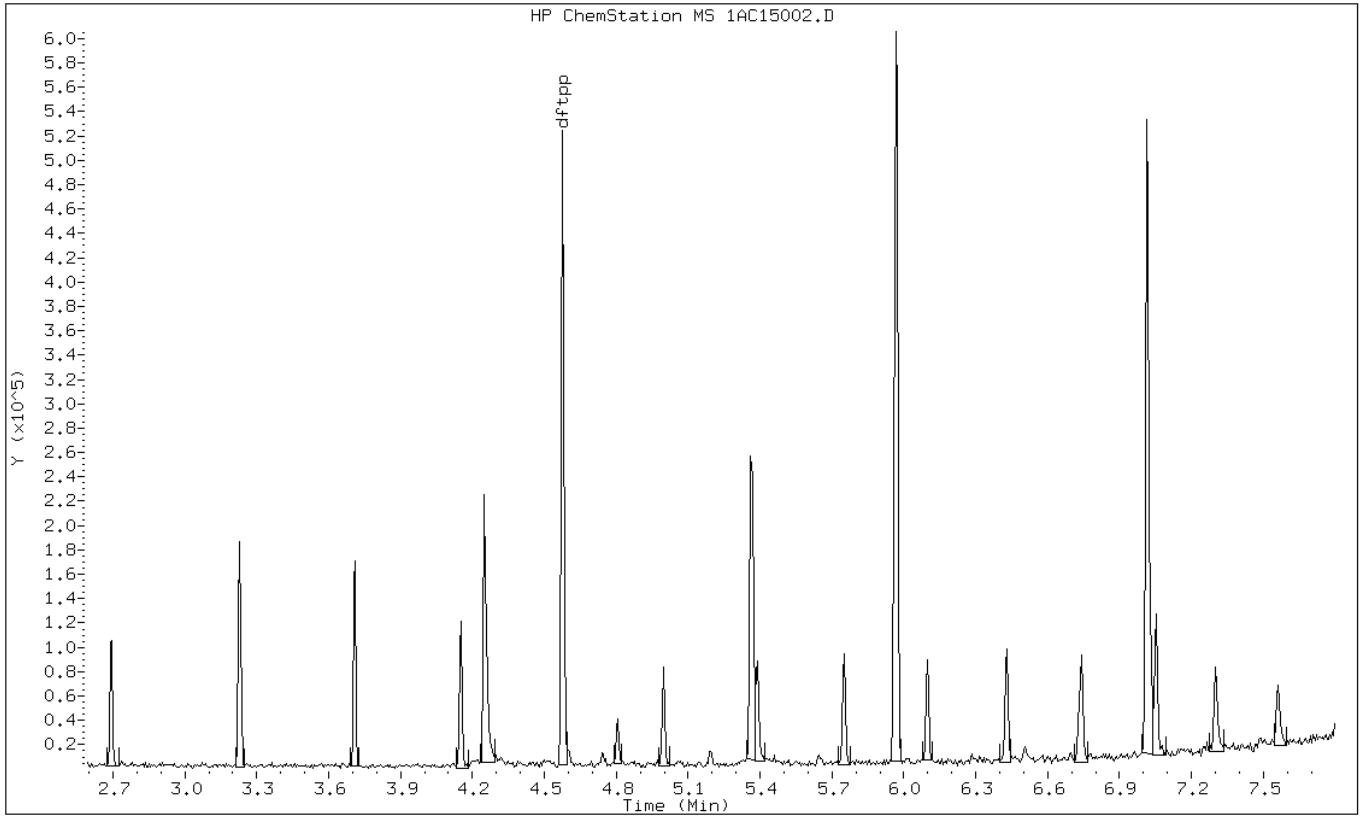
Date: 15-MAR-2013 12:38

Client ID: DFTPP

Instrument: BSMA5973.i

Sample Info: DFTPP-1465456

Operator: SCC



Data File: 1AC15002.D

Date: 15-MAR-2013 12:38

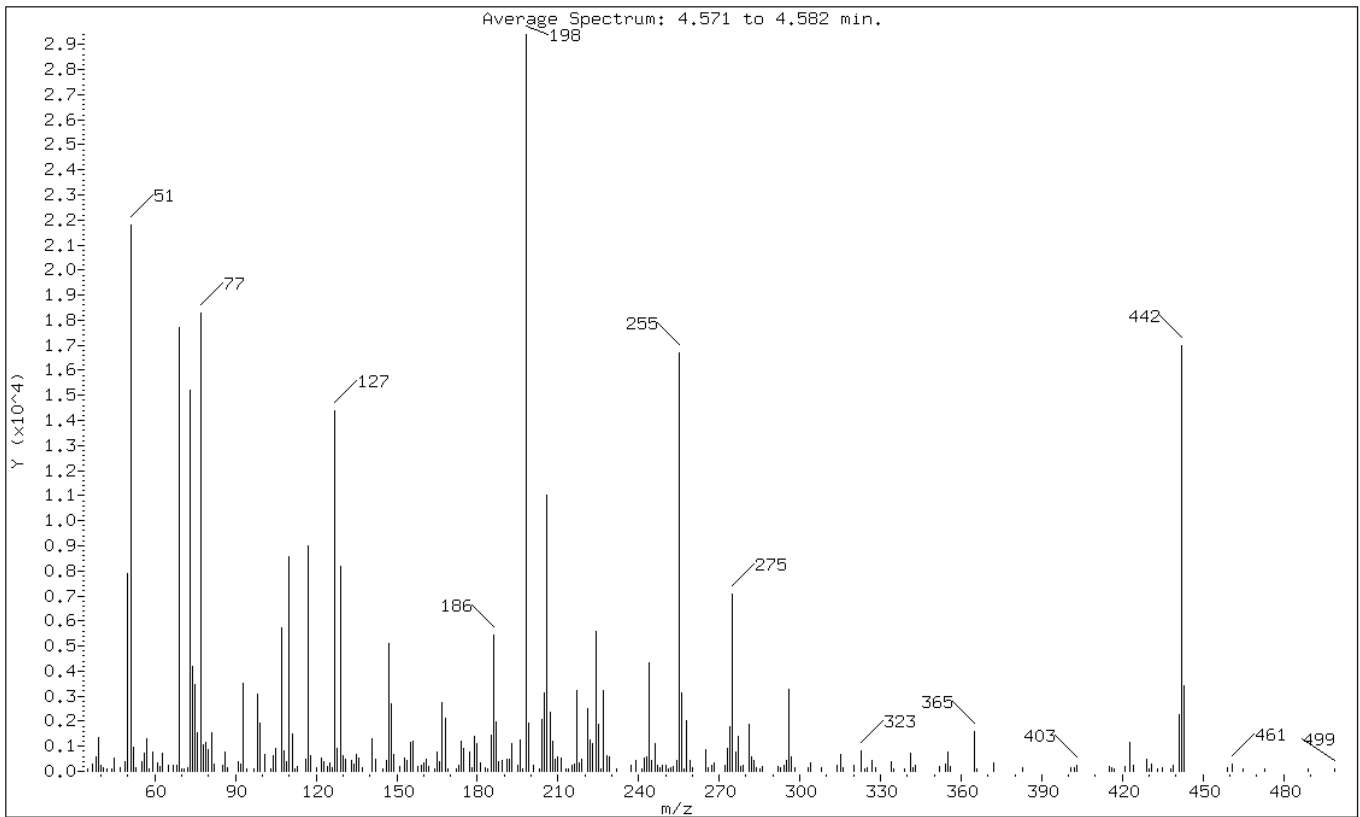
Client ID: DFTPP

Instrument: BSMA5973.i

Sample Info: DFTPP-1465456

Operator: SCC

1 dftpp



m/e	ION ABUNDANCE CRITERIA	% RELATIVE ABUNDANCE
198	Base Peak, 100% relative abundance	100.00
51	10.00 - 80.00% of mass 198	74.15
68	Less than 2.00% of mass 69	0.88 (1.46)
69	Mass 69 relative abundance	60.20
70	Less than 2.00% of mass 69	0.40 (0.67)
127	10.00 - 80.00% of mass 198	48.88
197	Less than 2.00% of mass 198	0.37
442	Greater than 50.00% of mass 198	57.75
199	5.00 - 9.00% of mass 198	6.58
275	10.00 - 60.00% of mass 198	24.11
365	Greater than 1.00% of mass 198	5.40
441	Present, but less than mass 443	7.72
443	15.00 - 24.00% of mass 442	11.56 (20.02)

Data File: 1AC15002.D

Date: 15-MAR-2013 12:38

Client ID: DFTPP

Instrument: BSMA5973.i

Sample Info: DFTPP-1465456

Operator: SCC

Data File: \\tam-chemsvr\chem\SM\BSMA5973.i\1A031513.b\1AC15002.D

Spectrum: Average Spectrum: 4.571 to 4.582 min.

Location of Maximum: 198.00

Number of points: 252

m/z	Y	m/z	Y	m/z	Y	m/z	Y
35.00	85	120.00	163	203.00	115	285.00	106
37.00	306	122.00	547	204.00	2072	286.00	202
38.00	562	123.00	402	205.00	3135	292.00	179
39.00	1366	124.00	186	206.00	11017	293.00	164
40.00	219	125.00	359	207.00	2371	294.00	253
41.00	145	126.00	125	208.00	1184	295.00	431
42.00	104	127.00	14373	209.00	493	296.00	3259
44.00	111	128.00	931	210.00	592	297.00	601
45.00	514	129.00	8181	211.00	507	298.00	158
47.00	153	130.00	641	213.00	103	303.00	163
49.00	409	131.00	484	214.00	106	304.00	353
50.00	7874	133.00	441	215.00	246	308.00	126
51.00	21800	134.00	297	216.00	266	314.00	232
52.00	976	135.00	686	217.00	3206	315.00	691
53.00	134	136.00	518	218.00	342	316.00	143
55.00	389	137.00	163	219.00	478	320.00	252
56.00	727	141.00	1291	221.00	2523	323.00	809
57.00	1307	142.00	492	222.00	1268	324.00	92
58.00	107	145.00	94	223.00	1098	325.00	126
59.00	793	146.00	454	224.00	5572	327.00	416
61.00	323	147.00	5081	225.00	1855	328.00	128
62.00	191	148.00	2688	226.00	100	334.00	404
63.00	726	149.00	664	227.00	3220	335.00	101
65.00	254	151.00	171	228.00	620	339.00	85
67.00	256	153.00	543	229.00	562	341.00	733
68.00	259	154.00	417	232.00	90	342.00	128
69.00	17696	155.00	1172	237.00	244	343.00	219
70.00	119	156.00	1192	239.00	420	352.00	194
71.00	92	158.00	173	241.00	115	354.00	273
72.00	145	159.00	247	242.00	506	355.00	787
73.00	15202	160.00	320	243.00	600	356.00	190
74.00	4191	161.00	504	244.00	4329	365.00	1588
75.00	3459	162.00	191	245.00	453	366.00	94
76.00	1521	164.00	88	246.00	1109	372.00	337
77.00	18264	165.00	792	247.00	251	383.00	164
78.00	1070	166.00	404	248.00	162	401.00	168
79.00	1167	167.00	2720	249.00	262	402.00	137
80.00	889	168.00	2122	250.00	238	403.00	222
81.00	1552	169.00	104	251.00	92	415.00	211
82.00	281	172.00	102	252.00	132	416.00	144

85.00	253	173.00	241	253.00	172	417.00	97
86.00	792	174.00	1204	254.00	453	421.00	203
87.00	130	175.00	896	255.00	16688	423.00	1165
91.00	363	177.00	758	256.00	3108	424.00	230
92.00	278	178.00	124	257.00	112	429.00	472
+-----+-----+-----+-----+-----+-----+-----+-----+							
93.00	3505	179.00	1405	258.00	2025	430.00	101
94.00	96	180.00	1111	259.00	447	431.00	293
97.00	99	181.00	330	260.00	168	433.00	113
98.00	3092	183.00	122	265.00	881	435.00	131
99.00	1912	184.00	107	266.00	161	438.00	91
+-----+-----+-----+-----+-----+-----+-----+-----+							
101.00	693	185.00	1466	267.00	245	439.00	239
103.00	85	186.00	5418	268.00	325	441.00	2270
104.00	611	187.00	1965	272.00	255	442.00	16976
105.00	929	188.00	394	273.00	917	443.00	3400
107.00	5742	189.00	415	274.00	1773	459.00	158
+-----+-----+-----+-----+-----+-----+-----+-----+							
108.00	799	191.00	472	275.00	7091	461.00	289
109.00	402	192.00	486	276.00	776	465.00	98
110.00	8543	193.00	1108	277.00	1382	473.00	97
111.00	1505	195.00	248	278.00	211	489.00	118
112.00	112	196.00	1229	279.00	247	499.00	87
+-----+-----+-----+-----+-----+-----+-----+-----+							
113.00	202	197.00	110	281.00	1864		
116.00	464	198.00	29400	282.00	600		
117.00	9017	199.00	1936	283.00	454		
118.00	642	201.00	258	284.00	163		
+-----+-----+-----+-----+-----+-----+-----+-----+							

TestAmerica Laboratories

Data file : \\tam-chemsvr\chem\SM\BSMA5973.i\1A032113.b\1AC21007.D
 Lab Smp Id: DFTPP Client Smp ID: DFTPP
 Inj Date : 21-MAR-2013 16:44
 Operator : SCC Inst ID: BSMA5973.i
 Smp Info : DFTPP-1465456
 Misc Info :
 Comment :
 Method : \\tam-chemsvr\chem\SM\BSMA5973.i\1A032113.b\a-dftpp198.m
 Meth Date : 09-Jan-2013 15:25 cantins Quant Type: ESTD
 Cal Date : Cal File:
 Als bottle: 2 QC Sample: DFTPP
 Dil Factor: 1.00000
 Integrator: HP RTE Compound Sublist: all.sub
 Target Version: 4.14 Sample Matrix: None
 Processing Host: TAM1000

CONCENTRATIONS									
RT	EXP RT	DLT RT	MASS	ON-COL		FINAL		TARGET RANGE	RATIO
				RESPONSE (ug/L)	(ug/L)	(ug/L)	(ug/L)		
====	=====	=====	====	=====	=====	=====	=====	=====	=====
1	dftpp							CAS #: 5074-71-5	
4.550	4.928	-0.378	198	35488				50.00- 0.00	100.00
4.550	4.928	-0.378	51	26096				10.00- 80.00	73.53
4.550	4.928	-0.378	68	0	0.0	0.0	0.00- 2.00	0.00- 2.00	0.00
4.550	4.928	-0.378	69	17576				0.00- 0.00	49.53
4.550	4.928	-0.378	70	0	0.0	0.0	0.00- 2.00	0.00- 2.00	0.00
4.550	4.928	-0.378	127	16768				10.00- 80.00	47.25
4.550	4.928	-0.378	197	0	0.0	0.0	0.00- 2.00	0.00- 2.00	0.00
4.550	4.928	-0.378	442	24640				50.00- 0.00	69.43
4.550	4.928	-0.378	199	2854				5.00- 9.00	8.04
4.550	4.928	-0.378	275	11621				10.00- 60.00	32.75
4.550	4.928	-0.378	365	2144				1.00- 0.00	6.04
4.550	4.928	-0.378	441	2174				0.01- 99.99	50.95
4.550	4.928	-0.378	443	4267				15.00- 24.00	17.32

Data File: 1AC21007.D

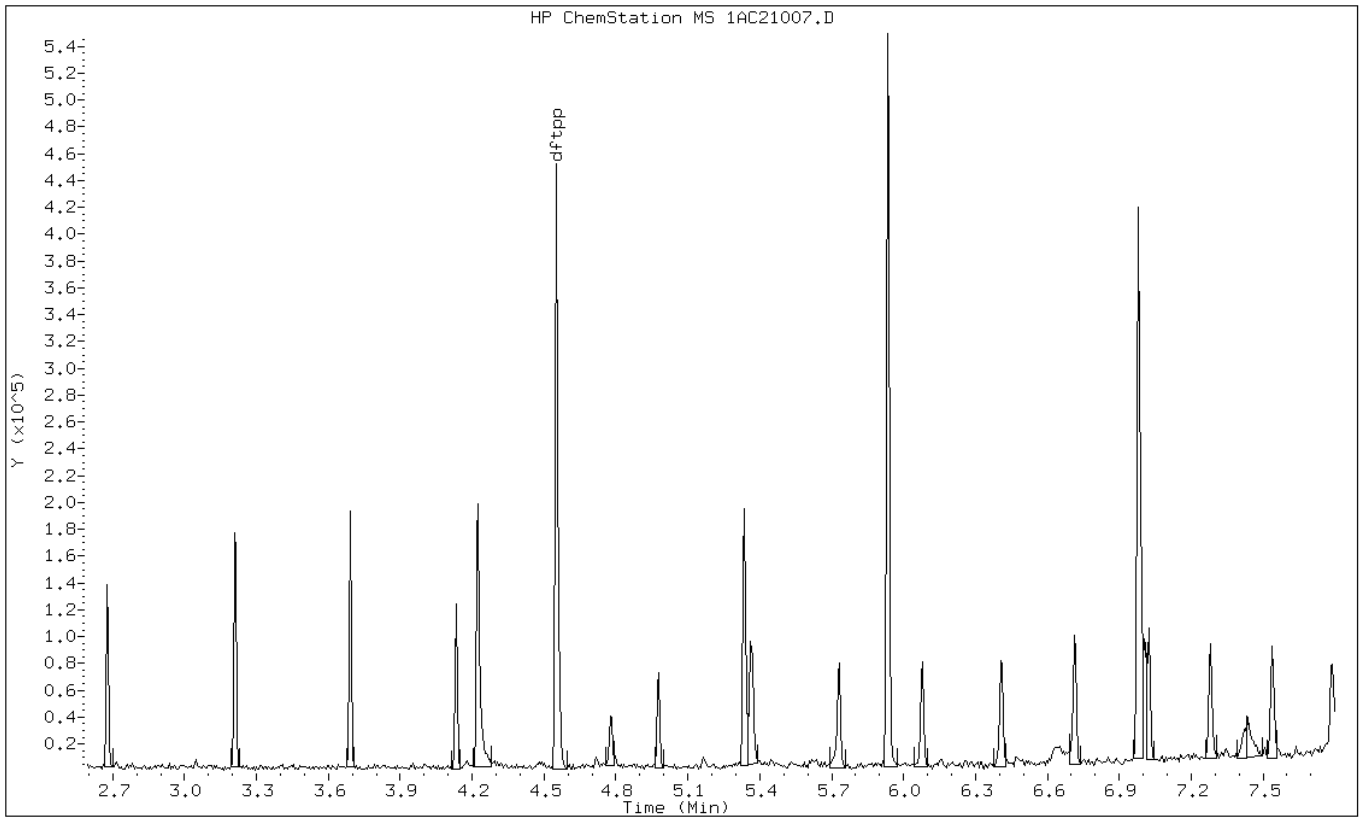
Date: 21-MAR-2013 16:44

Client ID: DFTPP

Instrument: BSMA5973.i

Sample Info: DFTPP-1465456

Operator: SCC



Data File: 1AC21007.D

Date: 21-MAR-2013 16:44

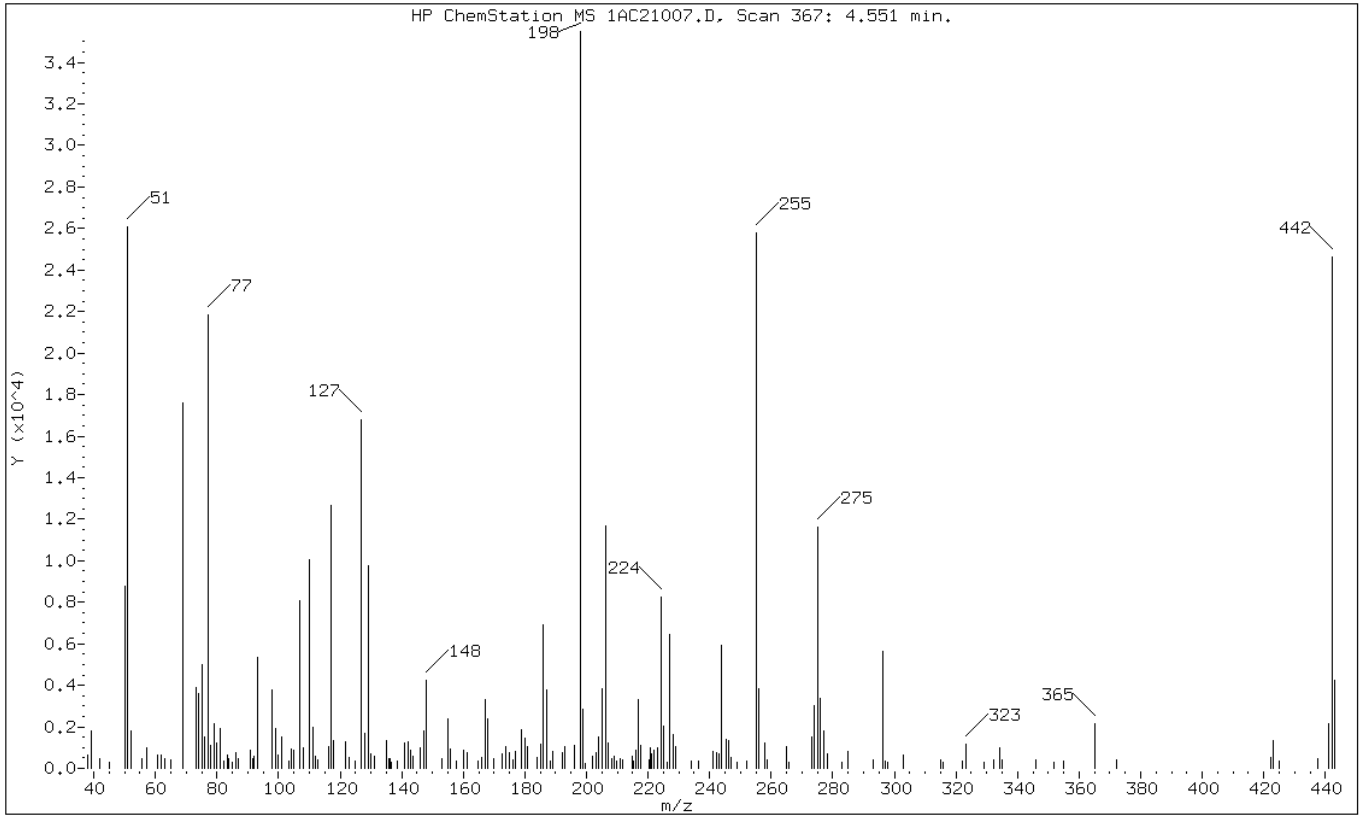
Client ID: DFTPP

Instrument: BSMA5973.i

Sample Info: DFTPP-1465456

Operator: SCC

1 dftpp



m/e	ION ABUNDANCE CRITERIA	% RELATIVE ABUNDANCE
198	Base Peak, 100% relative abundance	100.00
51	10.00 - 80.00% of mass 198	73.53
68	Less than 2.00% of mass 69	0.00 (0.00)
69	Mass 69 relative abundance	49.53
70	Less than 2.00% of mass 69	0.00 (0.00)
127	10.00 - 80.00% of mass 198	47.25
197	Less than 2.00% of mass 198	0.00
442	Greater than 50.00% of mass 198	69.43
199	5.00 - 9.00% of mass 198	8.04
275	10.00 - 60.00% of mass 198	32.75
365	Greater than 1.00% of mass 198	6.04
441	Present, but less than mass 443	6.13
443	15.00 - 24.00% of mass 442	12.02 (17.32)

Data File: 1AC21007.D

Date: 21-MAR-2013 16:44

Client ID: DFTPP

Instrument: BSMA5973.i

Sample Info: DFTPP-1465456

Operator: SCC

Data File: \\tam-chemsrv\chem\SM\BSMA5973.i\1A032113.b\1AC21007.D

Spectrum: HP ChemStation MS 1AC21007.D, Scan 367: 4.551 min.

Location of Maximum: 198.00

Number of points: 179

m/z	Y	m/z	Y	m/z	Y	m/z	Y
38.00	664	111.80	600	185.20	1160	246.00	1332
39.00	1801	112.70	413	186.00	6938	247.10	517
42.10	477	116.10	1052	187.10	3804	248.80	296
45.20	274	117.00	12654	188.30	341	251.90	344
50.00	8758	118.00	1323	189.10	790	255.10	25768
51.00	26096	121.90	1262	192.10	734	256.00	3830
52.10	1822	123.10	538	192.90	1070	258.00	1196
55.80	439	124.90	327	196.00	1088	258.70	414
57.10	978	127.00	16768	198.00	35488	264.90	1041
60.80	657	128.00	1679	198.90	2854	265.10	989
62.00	615	129.00	9730	199.80	255	265.90	285
62.90	466	129.90	705	202.10	555	273.00	1490
64.90	399	131.00	578	203.10	770	274.10	3010
68.90	17576	135.00	1312	204.00	1508	275.10	11621
73.10	3894	135.80	477	205.00	3810	275.90	3365
73.90	3628	136.20	462	206.10	11675	277.10	1787
75.10	4975	136.80	274	207.00	1244	278.30	687
76.10	1528	138.70	337	208.10	477	282.90	298
77.00	21832	140.90	1223	208.90	552	285.10	787
78.10	1096	142.10	1266	209.80	376	293.10	423
79.00	2140	143.00	890	211.00	493	296.10	5630
80.00	1197	143.60	559	211.70	402	297.10	369
81.00	1926	146.10	1004	214.80	584	297.70	269
82.10	369	147.10	1814	215.30	335	303.00	628
83.20	616	148.00	4262	216.10	865	315.10	387
83.80	450	153.20	454	217.00	3286	316.00	300
85.00	296	154.90	2367	217.60	1090	321.90	325
86.10	774	155.90	948	220.20	392	323.20	1185
87.10	454	157.90	324	220.80	1006	329.20	273
91.00	888	160.10	900	221.10	708	332.10	412
91.60	481	161.10	741	221.90	898	334.30	969
92.00	599	164.70	348	223.20	1006	334.90	385
93.00	5330	165.80	542	224.10	8263	345.90	415
98.00	3767	167.10	3316	225.10	2025	352.00	278
99.10	1914	168.10	2354	226.10	319	354.90	342
100.00	615	169.80	460	227.10	6450	365.20	2144
101.10	1501	172.80	693	228.00	1634	372.20	386
103.20	372	173.90	1033	229.10	1039	422.40	514
104.00	908	175.10	741	234.00	330	423.10	1345
104.90	862	176.20	380	236.20	374	425.00	348

105.10	821	177.10	785	241.00	827	437.60	477
107.00	8098	178.90	1866	242.10	759	440.90	2174
108.10	1005	179.90	1425	243.10	681	442.10	24640
109.90	10047	180.90	1043	244.00	5911	443.00	4267
111.00	1989	183.90	508	245.20	1409		

TestAmerica Laboratories

Data file : \\tam-chemsvr\chem\SM\BSMC5973.i\1C022213.b\1CB22002.D
 Lab Smp Id: DFTPP Client Smp ID: DFTPP
 Inj Date : 22-FEB-2013 11:41
 Operator : SCC Inst ID: BSMC5973.i
 Smp Info : DFTPP-1490607
 Misc Info :
 Comment :
 Method : \\tam-chemsvr\chem\SM\BSMC5973.i\1C022213.b\c-dftpp198.m
 Meth Date : 04-Feb-2013 16:33 cantins Quant Type: ESTD
 Cal Date : Cal File:
 Als bottle: 2 QC Sample: DFTPP
 Dil Factor: 1.00000
 Integrator: HP RTE Compound Sublist: all.sub
 Target Version: 4.14 Sample Matrix: None
 Processing Host: TAM1000

CONCENTRATIONS									
ON-COL FINAL									
RT	EXP RT	DLT RT	MASS	RESPONSE (ug/L)	(ug/L)	TARGET	RANGE	RATIO	
====	=====	=====	====	=====	=====	=====	=====	=====	
1 dftpp					CAS #: 5074-71-5				
7.404	7.469	-0.065	198	73440		50.00-	0.00	100.00	
7.404	7.469	-0.065	51	31096		10.00-	80.00	42.34	
7.404	7.469	-0.065	68	471		0.00-	2.00	1.08	
7.404	7.469	-0.065	69	43512		0.00-	0.00	59.25	
7.404	7.469	-0.065	70	192		0.00-	2.00	0.44	
7.404	7.469	-0.065	127	39368		10.00-	80.00	53.61	
7.404	7.469	-0.065	197	733		0.00-	2.00	1.00	
7.404	7.469	-0.065	442	38240		50.00-	0.00	52.07	
7.404	7.469	-0.065	199	6330		5.00-	9.00	8.62	
7.404	7.469	-0.065	275	14104		10.00-	60.00	19.20	
7.404	7.469	-0.065	365	1462		1.00-	0.00	1.99	
7.404	7.469	-0.065	441	5496		0.01-	99.99	86.06	
7.404	7.469	-0.065	443	6386		15.00-	24.00	16.70	

Data File: 1CB22002.D

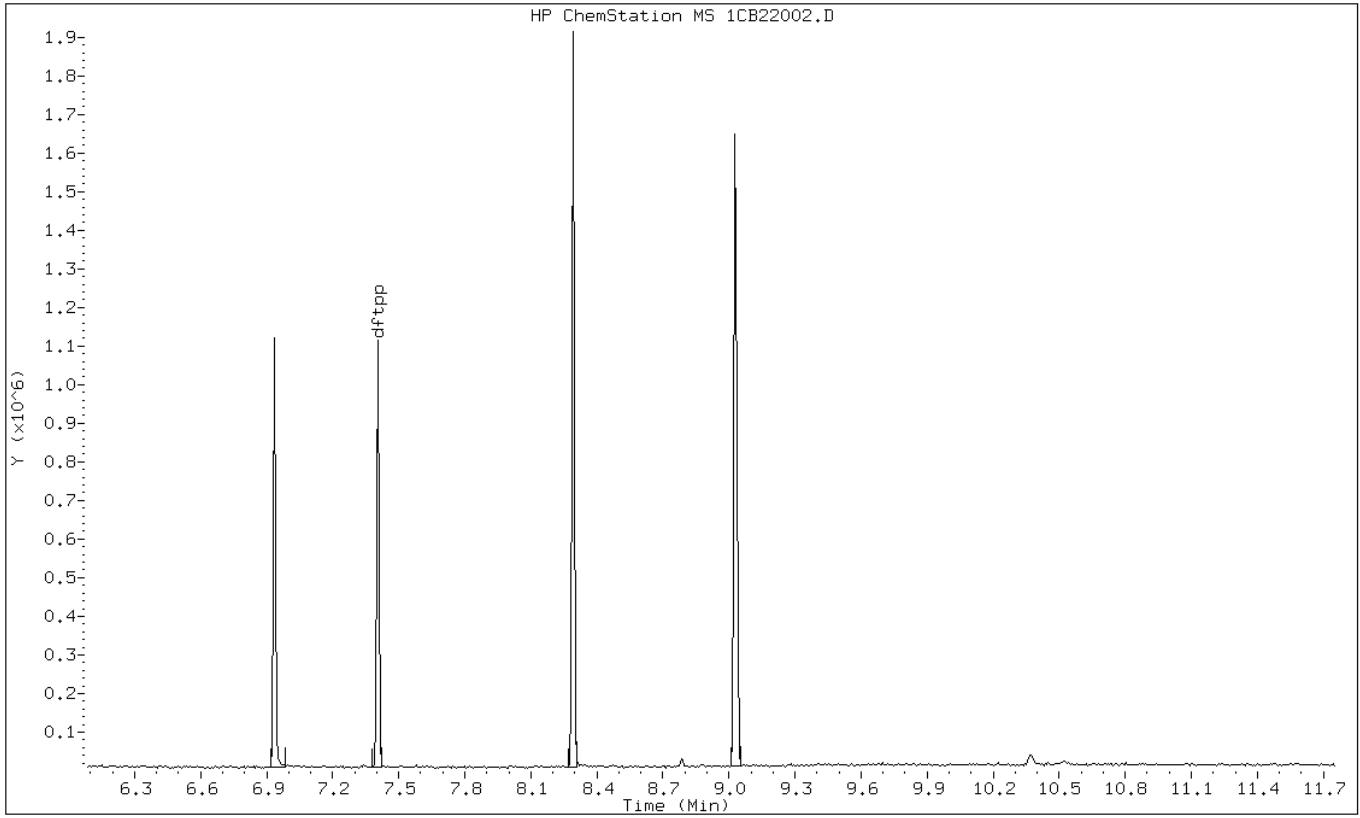
Date: 22-FEB-2013 11:41

Client ID: DFTPP

Instrument: BSMC5973.i

Sample Info: DFTPP-1490607

Operator: SCC



Data File: 1CB22002.D

Date: 22-FEB-2013 11:41

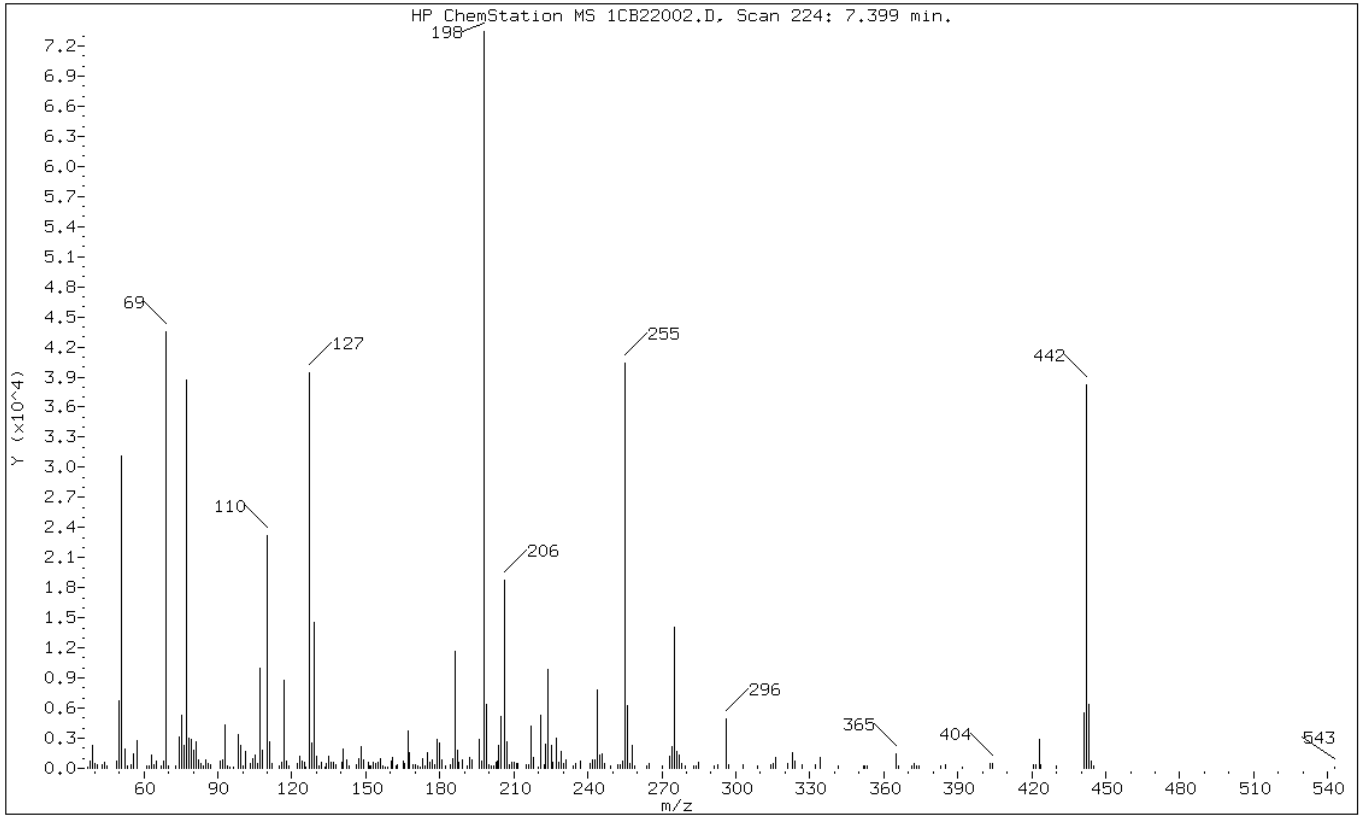
Client ID: DFTPP

Instrument: BSMC5973.i

Sample Info: DFTPP-1490607

Operator: SCC

1 dftpp



m/e	ION ABUNDANCE CRITERIA	% RELATIVE ABUNDANCE
198	Base Peak, 100% relative abundance	100.00
51	10.00 - 80.00% of mass 198	42.34
68	Less than 2.00% of mass 69	0.64 (1.08)
69	Mass 69 relative abundance	59.25
70	Less than 2.00% of mass 69	0.26 (0.44)
127	10.00 - 80.00% of mass 198	53.61
197	Less than 2.00% of mass 198	1.00
442	Greater than 50.00% of mass 198	52.07
199	5.00 - 9.00% of mass 198	8.62
275	10.00 - 60.00% of mass 198	19.20
365	Greater than 1.00% of mass 198	1.99
441	Present, but less than mass 443	7.48
443	15.00 - 24.00% of mass 442	8.70 (16.70)

Data File: 1CB22002.D

Date: 22-FEB-2013 11:41

Client ID: DFTPP

Instrument: BSMC5973.i

Sample Info: DFTPP-1490607

Operator: SCC

Data File: \\tam-chemsvr\chem\SM\BSMC5973.i\1C022213_pahIC.b\1CB22002.D

Spectrum: HP ChemStation MS 1CB22002.D, Scan 224: 7.399 min.

Location of Maximum: 198.00

Number of points: 238

m/z	Y	m/z	Y	m/z	Y	m/z	Y
37.20	176	115.10	214	181.00	901	256.00	6303
38.10	755	116.00	605	182.10	220	256.90	429
39.10	2229	117.00	8730	184.00	307	257.90	2280
40.10	531	117.90	749	185.10	1015	258.90	258
41.10	318	119.00	225	186.10	11683	263.90	210
42.90	335	122.00	424	187.10	1756	265.00	509
44.00	648	123.00	1147	187.90	552	270.00	205
45.20	211	124.10	749	188.90	869	273.00	1169
49.10	738	125.10	635	191.00	237	274.00	2122
50.10	6757	125.80	170	192.00	1104	275.00	14104
51.10	31096	127.10	39368	193.10	865	275.90	1652
52.10	1930	128.10	2564	196.00	2872	277.00	1264
53.20	277	129.00	14531	196.90	733	277.90	505
55.00	369	129.80	1177	198.00	73440	279.70	194
56.00	1418	131.00	276	199.00	6330	283.00	190
57.00	2762	132.10	570	199.90	373	283.80	183
61.00	226	133.20	171	201.00	298	285.00	556
62.00	292	134.10	490	201.60	269	291.10	200
63.20	1348	135.10	1144	202.90	583	292.90	373
64.00	333	136.10	602	203.30	687	296.00	4941
65.10	737	137.00	557	204.00	2340	297.00	339
66.90	287	137.80	323	205.00	5123	302.90	397
67.80	471	140.10	644	206.10	18696	308.90	282
68.20	663	141.00	1972	207.10	2615	314.00	365
69.10	43512	142.00	851	208.00	418	315.10	502
70.00	192	143.10	211	209.00	555	316.10	1036
73.10	186	146.10	337	210.30	624	321.00	472
74.10	3155	147.00	919	210.90	494	323.00	1518
75.10	5232	148.00	2159	211.60	459	324.00	680
76.10	2236	149.00	790	214.90	324	327.10	397
77.10	38720	151.00	613	215.80	325	332.10	308
78.10	3056	151.70	298	217.00	4236	334.20	1026
79.10	2911	152.20	189	218.00	1088	341.30	184
80.00	1751	153.00	575	220.00	170	351.80	221
81.10	2627	154.10	436	221.10	5285	352.40	258
82.00	869	155.10	587	222.20	336	353.20	226
83.10	502	156.00	912	222.80	2398	364.90	1462
83.90	288	156.80	189	224.00	9837	365.90	266
85.00	785	158.00	151	225.10	2230	371.10	209
86.10	533	158.90	165	226.00	626	372.10	462

87.10	324	160.10	719	227.00	3030	373.10	210
91.10	726	160.90	1140	228.00	610	374.50	233
91.90	792	162.10	280	229.00	1664	383.20	274
93.10	4314	162.70	420	230.00	453	384.80	322
94.00	297	165.00	758	231.00	869	391.80	159
95.00	178	165.90	506	234.00	203	402.90	522
96.10	155	167.00	3698	234.90	491	404.10	524
98.10	3307	167.80	1598	236.90	687	420.90	334
99.10	2331	169.10	332	240.80	432	421.80	348
100.00	203	170.20	321	242.00	793	423.00	2839
101.00	1667	171.10	292	242.90	893	423.80	381
103.00	538	171.80	156	244.00	7817	430.10	181
104.10	935	173.20	904	245.00	1351	441.00	5496
105.10	1280	174.10	287	246.00	1390	442.00	38240
106.20	492	175.00	1609	246.80	435	443.10	6386
107.00	9992	176.00	544	249.00	291	444.00	706
108.00	1788	177.10	810	252.10	410	444.90	181
110.00	23216	177.80	349	252.90	317	542.80	156
111.10	2593	179.10	2922	253.90	662		
112.10	540	180.00	2572	255.00	40344		

TestAmerica Laboratories

Data file : \\tam-chemsvr\chem\SM\BSMC5973.i\1C032113.b\1CC21003.D
 Lab Smp Id: DFTPP Client Smp ID: DFTPP
 Inj Date : 21-MAR-2013 11:33
 Operator : SCC Inst ID: BSMC5973.i
 Smp Info : DFTPP-1490607
 Misc Info :
 Comment :
 Method : \\tam-chemsvr\chem\SM\BSMC5973.i\1C032113.b\c-dftpp198.m
 Meth Date : 04-Feb-2013 16:33 cantins Quant Type: ESTD
 Cal Date : Cal File:
 Als bottle: 2 QC Sample: DFTPP
 Dil Factor: 1.00000
 Integrator: HP RTE Compound Sublist: all.sub
 Target Version: 4.14 Sample Matrix: None
 Processing Host: TAM1000

CONCENTRATIONS									
ON-COL FINAL									
RT	EXP RT	DLT RT	MASS	RESPONSE (ug/L)	(ug/L)	TARGET RANGE	RATIO		
====	=====	=====	====	=====	=====	=====	=====		
1 dftpp					CAS #: 5074-71-5				
7.333	7.469	-0.136	198	153344		50.00- 0.00	100.00		
7.333	7.469	-0.136	51	51408		10.00- 80.00	33.52		
7.333	7.469	-0.136	68	926		0.00- 2.00	1.31		
7.333	7.469	-0.136	69	70728		0.00- 0.00	46.12		
7.333	7.469	-0.136	70	260		0.00- 2.00	0.37		
7.333	7.469	-0.136	127	64272		10.00- 80.00	41.91		
7.333	7.469	-0.136	197	0	0.0	0.0	0.00- 2.00	0.00	
7.333	7.469	-0.136	442	112688		50.00- 0.00	73.49		
7.333	7.469	-0.136	199	9425		5.00- 9.00	6.15		
7.333	7.469	-0.136	275	32776		10.00- 60.00	21.37		
7.333	7.469	-0.136	365	4110		1.00- 0.00	2.68		
7.333	7.469	-0.136	441	15888		0.01- 99.99	69.98		
7.333	7.469	-0.136	443	22704		15.00- 24.00	20.15		

Data File: 1CC21003.D

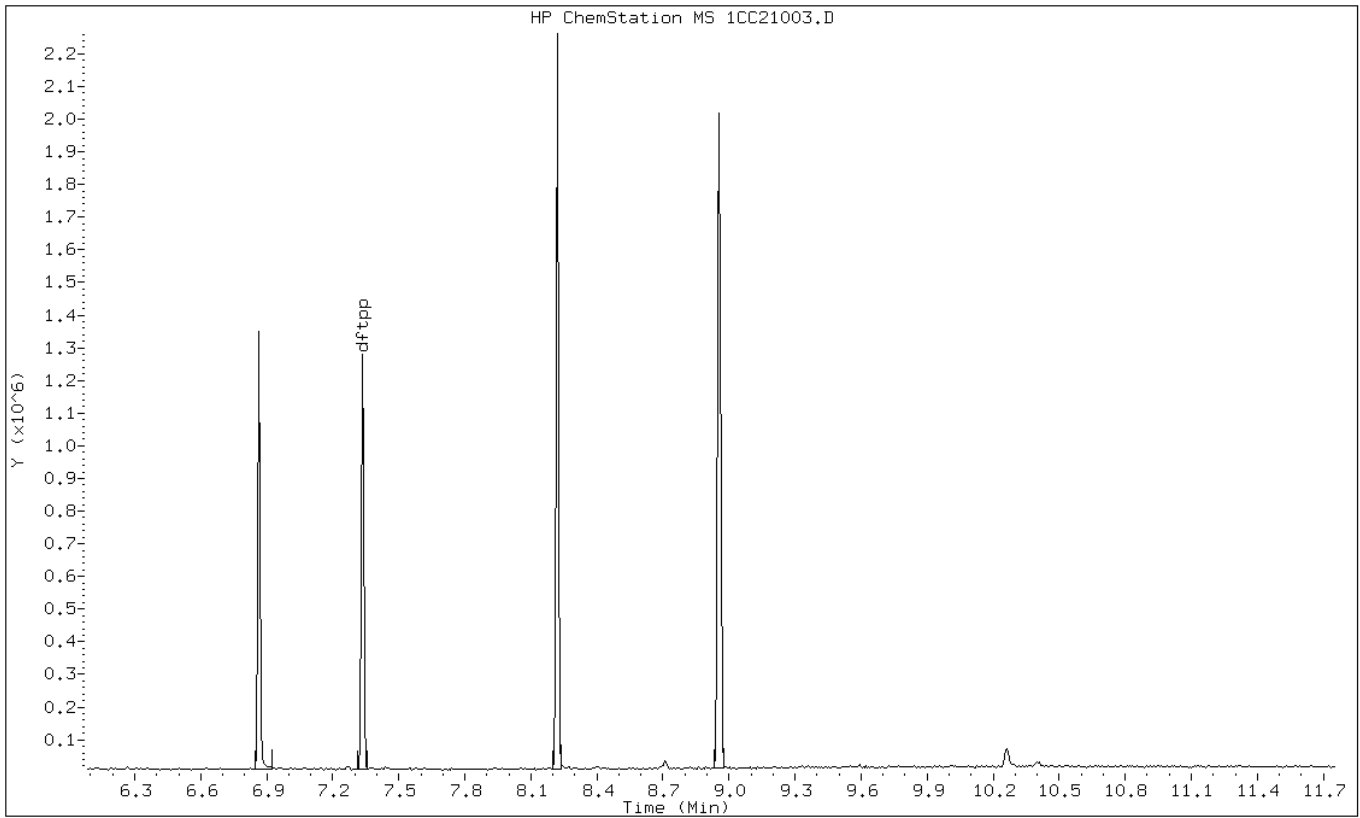
Date: 21-MAR-2013 11:33

Client ID: DFTPP

Instrument: BSMC5973.i

Sample Info: DFTPP-1490607

Operator: SCC



Data File: 1CC21003.D

Date: 21-MAR-2013 11:33

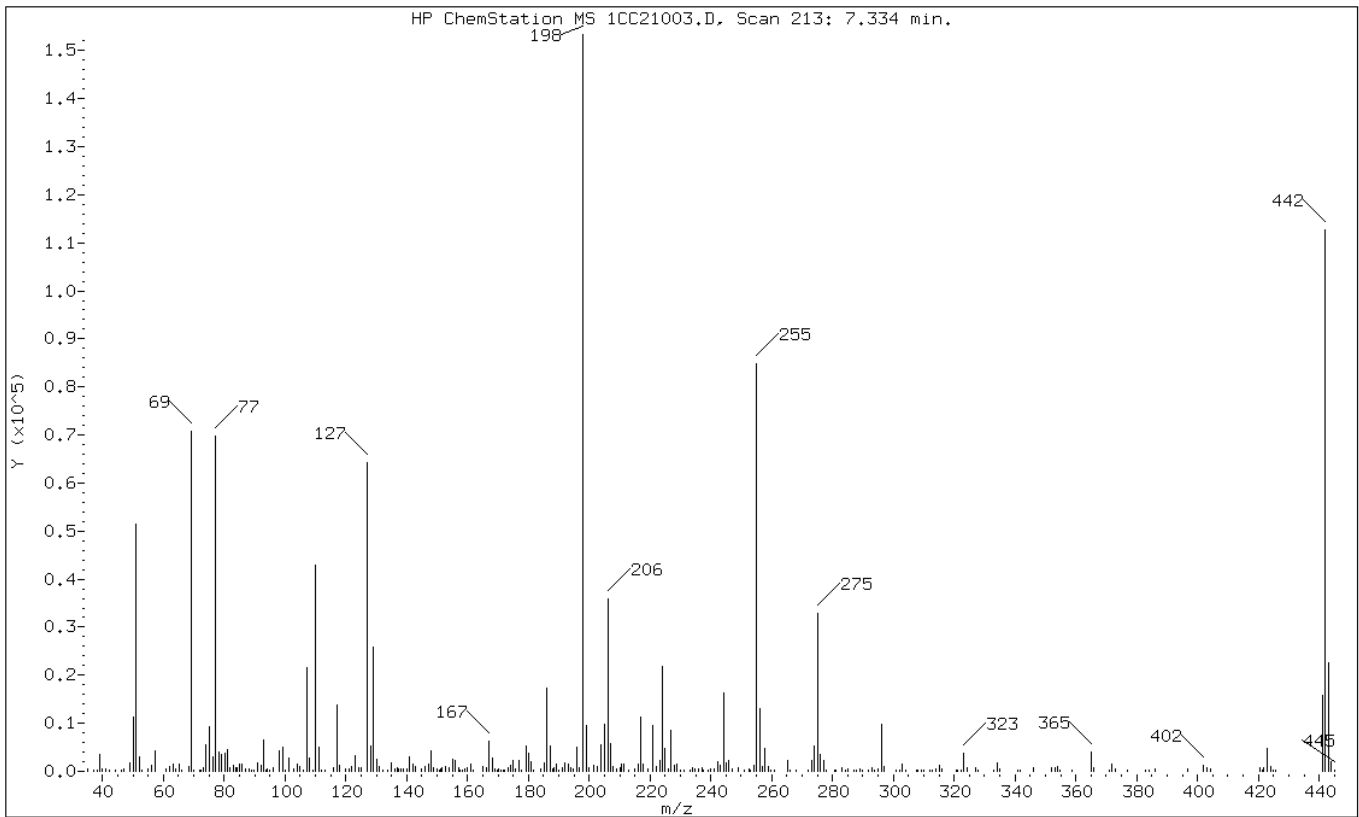
Client ID: DFTPP

Instrument: BSMC5973.i

Sample Info: DFTPP-1490607

Operator: SCC

1 dftpp



m/e	ION ABUNDANCE CRITERIA	% RELATIVE ABUNDANCE
198	Base Peak, 100% relative abundance	100.00
51	10.00 - 80.00% of mass 198	33.52
68	Less than 2.00% of mass 69	0.60 (1.31)
69	Mass 69 relative abundance	46.12
70	Less than 2.00% of mass 69	0.17 (0.37)
127	10.00 - 80.00% of mass 198	41.91
197	Less than 2.00% of mass 198	0.00
442	Greater than 50.00% of mass 198	73.49
199	5.00 - 9.00% of mass 198	6.15
275	10.00 - 60.00% of mass 198	21.37
365	Greater than 1.00% of mass 198	2.68
441	Present, but less than mass 443	10.36
443	15.00 - 24.00% of mass 442	14.81 (20.15)

Data File: 1CC21003.D

Date: 21-MAR-2013 11:33

Client ID: DFTPP

Instrument: BSMC5973.i

Sample Info: DFTPP-1490607

Operator: SCC

Data File: \\tam-chemsvr\chem\SM\BSMC5973.i\1C032113.b\1CC21003.D

Spectrum: HP ChemStation MS 1CC21003.D, Scan 213: 7.334 min.

Location of Maximum: 198.00

Number of points: 290

m/z	Y	m/z	Y	m/z	Y	m/z	Y
35.10	388	120.00	463	193.20	1544	280.80	245
37.00	271	121.10	467	193.80	786	281.20	158
38.20	230	122.00	1103	194.90	438	283.10	772
39.10	3419	123.00	3178	196.00	5138	284.20	158
40.00	576	124.10	652	196.60	749	285.10	440
41.00	492	125.10	862	198.00	153344	287.10	205
42.30	172	127.10	64272	199.00	9425	287.80	243
44.10	335	128.00	5157	200.00	791	288.90	392
46.30	215	129.00	25792	201.50	1150	289.80	282
47.00	505	130.00	2608	202.80	1041	291.80	190
49.10	1839	131.00	892	204.00	5517	293.00	876
50.10	11248	132.10	342	205.00	9884	293.70	315
51.10	51408	133.90	265	206.10	35936	294.90	469
52.10	2955	135.00	1773	207.10	5865	296.00	9727
52.90	349	136.10	573	208.00	883	296.90	943
55.10	409	136.90	722	209.00	546	300.80	280
56.10	1268	137.40	518	210.00	665	302.00	157
57.10	4247	137.90	457	210.60	1414	303.00	1428
61.00	421	139.00	423	211.20	1382	304.00	245
62.00	889	140.10	585	213.00	206	307.70	156
63.10	1394	141.00	2963	215.00	597	308.10	176
64.10	506	142.00	1550	216.20	1385	309.10	172
65.10	1550	143.00	934	217.00	11206	310.00	200
66.00	241	144.90	383	217.90	1428	312.00	200
68.20	926	145.90	924	219.30	408	312.80	251
69.00	70728	147.10	1495	221.00	9473	314.10	565
70.10	260	148.00	4142	222.00	929	315.00	1312
71.90	191	148.90	705	223.10	2174	316.10	469
72.50	157	150.00	533	224.00	21760	320.60	338
73.10	783	150.60	354	225.00	4667	321.00	354
74.10	5420	151.30	575	226.10	578	322.20	189
75.10	9232	151.70	733	227.00	8431	323.10	3744
76.20	3050	152.80	960	228.00	1329	324.20	739
77.10	69880	153.90	797	228.90	1502	327.10	708
78.10	4026	155.10	2411	230.00	295	327.90	298
79.00	3626	156.10	2227	231.10	295	332.90	233
80.10	3698	157.10	875	233.00	301	334.10	1694
81.10	4502	157.70	209	233.90	872	335.10	400
82.00	793	158.10	266	234.90	537	341.10	217
83.00	1195	158.90	573	235.90	441	341.60	225

83.90	774	159.90	716	237.00	738	346.00	718
84.10	778	161.00	1503	237.70	172	351.90	652
85.00	1602	161.90	177	239.10	280	353.00	641
85.90	1440	165.00	980	239.90	406	354.00	971
86.90	482	166.30	862	240.90	381	354.60	168
88.00	483	167.00	6213	242.10	1996	358.90	219
88.90	330	168.20	2789	243.00	1184	365.10	4110
89.60	164	169.00	558	244.10	16384	365.90	860
91.10	1689	169.80	286	245.00	1694	371.00	168
92.10	1353	170.20	400	246.00	2184	372.00	1421
93.00	6440	171.00	219	247.10	426	373.20	494
93.80	223	171.70	256	249.10	726	377.00	174
94.20	384	172.10	218	250.90	201	383.00	325
95.10	248	173.20	638	252.60	407	384.00	257
96.00	682	174.10	1258	253.00	346	385.90	417
98.00	4177	175.10	2222	254.10	1216	396.90	402
99.10	4929	175.90	494	255.00	84872	401.90	1264
100.00	342	177.10	2171	256.00	12985	403.10	799
101.10	2769	177.80	221	256.90	940	404.20	406
103.00	494	179.10	5179	257.90	4889	420.70	689
104.10	1450	180.10	3709	259.00	912	421.30	221
105.00	927	181.00	2098	259.90	204	421.90	726
106.00	347	181.80	264	260.80	285	423.00	4851
107.10	21688	184.10	543	265.10	2165	424.10	927
108.00	2864	185.10	1859	265.90	350	424.70	221
109.00	359	186.00	17328	268.00	153	425.70	155
110.00	42824	187.10	5310	272.10	151	441.00	15888
111.00	5053	187.90	553	273.00	2311	442.00	112688
112.00	264	188.30	650	274.00	5251	443.00	22704
113.10	346	189.00	1611	275.00	32776	444.00	2016
115.90	862	189.90	279	275.90	3495	445.10	241
117.10	13707	191.10	793	277.00	2142		
118.00	1133	192.00	1742	277.80	356		

TestAmerica Laboratories

Data file : \\tam-chemsvr\chem\SM\BSMC5973.i\1C032513.b\1CC25002.D
 Lab Smp Id: DFTPP Client Smp ID: DFTPP
 Inj Date : 25-MAR-2013 12:15
 Operator : SCC Inst ID: BSMC5973.i
 Smp Info : DFTPP-1490607
 Misc Info :
 Comment :
 Method : \\tam-chemsvr\chem\SM\BSMC5973.i\1C032513.b\c-dftpp198.m
 Meth Date : 04-Feb-2013 16:33 cantins Quant Type: ESTD
 Cal Date : Cal File:
 Als bottle: 2 QC Sample: DFTPP
 Dil Factor: 1.00000
 Integrator: HP RTE Compound Sublist: all.sub
 Target Version: 4.14 Sample Matrix: None
 Processing Host: TAM1000

CONCENTRATIONS									
ON-COL FINAL									
RT	EXP RT	DLT RT	MASS	RESPONSE	(ug/L)	(ug/L)	TARGET	RANGE	RATIO
====	=====	=====	====	=====	=====	=====	=====	=====	=====
1 dftpp					CAS #: 5074-71-5				
7.327	7.469	-0.142	198	214976			50.00-	0.00	100.00
7.327	7.469	-0.142	51	74280			10.00-	80.00	34.55
7.327	7.469	-0.142	68	1703			0.00-	2.00	1.78
7.327	7.469	-0.142	69	95584			0.00-	0.00	44.46
7.327	7.469	-0.142	70	493			0.00-	2.00	0.52
7.327	7.469	-0.142	127	95656			10.00-	80.00	44.50
7.327	7.469	-0.142	197	1494			0.00-	2.00	0.69
7.327	7.469	-0.142	442	151360			50.00-	0.00	70.41
7.327	7.469	-0.142	199	15400			5.00-	9.00	7.16
7.327	7.469	-0.142	275	43656			10.00-	60.00	20.31
7.327	7.469	-0.142	365	6141			1.00-	0.00	2.86
7.327	7.469	-0.142	441	22032			0.01-	99.99	69.51
7.327	7.469	-0.142	443	31696			15.00-	24.00	20.94

Data File: 1CC25002.D

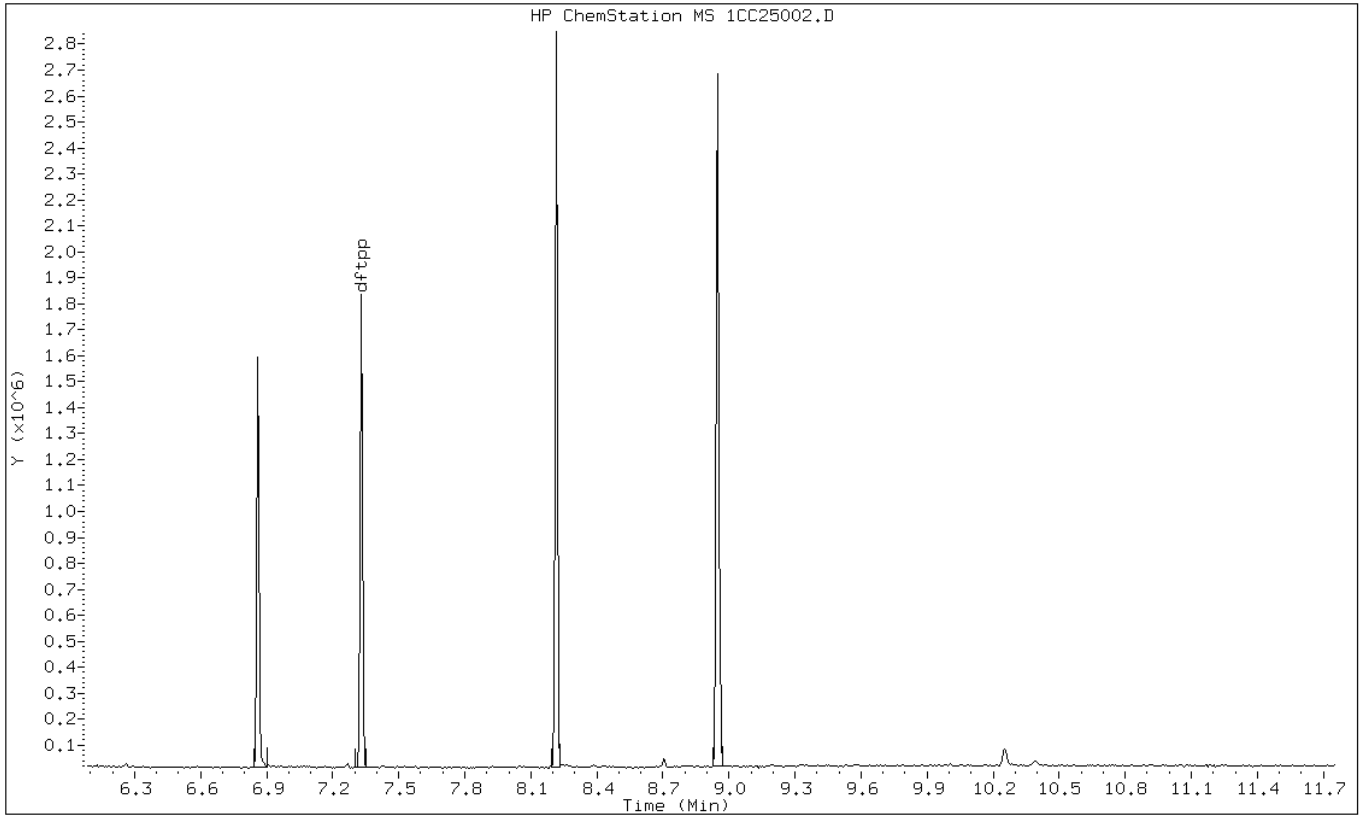
Date: 25-MAR-2013 12:15

Client ID: DFTPP

Instrument: BSMC5973.i

Sample Info: DFTPP-1490607

Operator: SCC



Data File: 1CC25002.D

Date: 25-MAR-2013 12:15

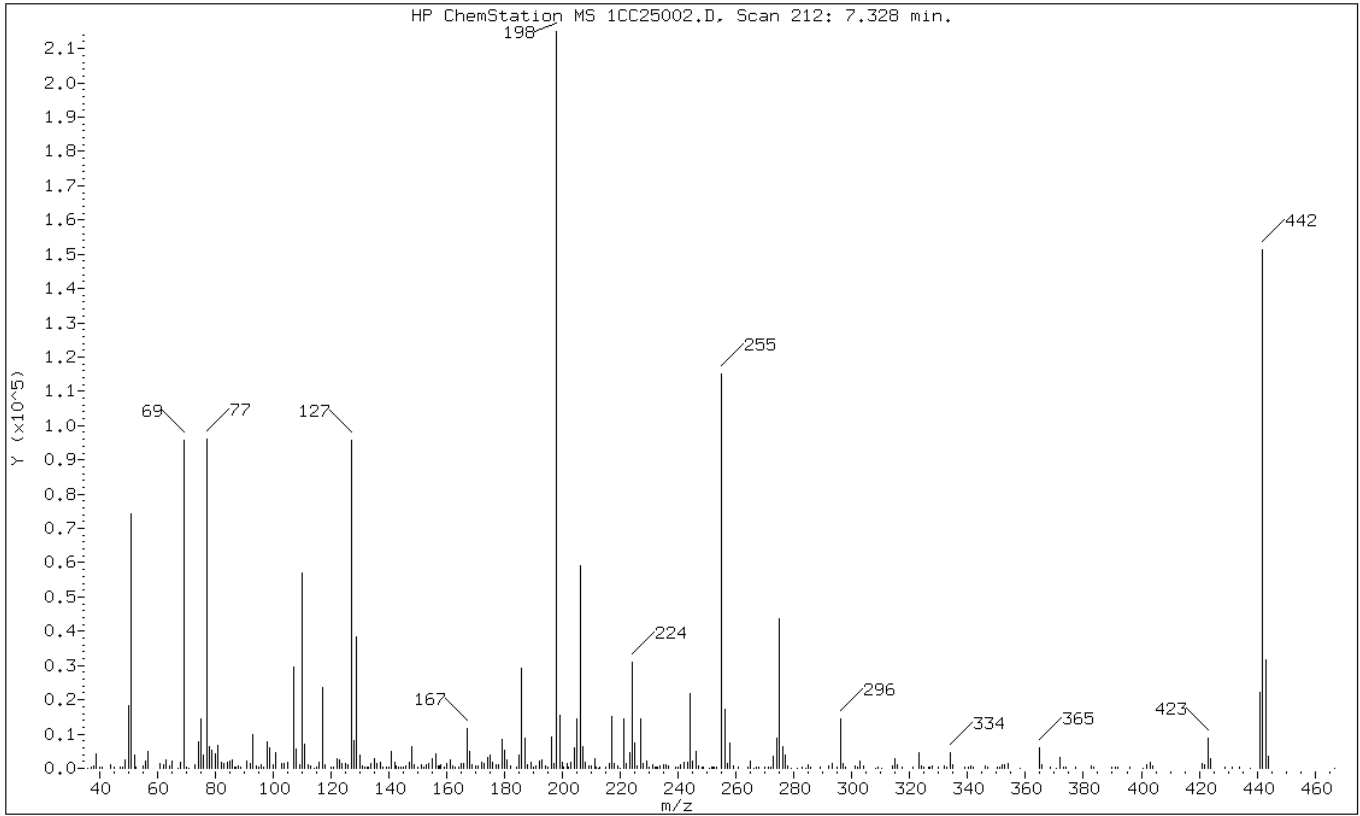
Client ID: DFTPP

Instrument: BSMC5973.i

Sample Info: DFTPP-1490607

Operator: SCC

1 dftpp



m/e	ION ABUNDANCE CRITERIA	% RELATIVE ABUNDANCE
198	Base Peak, 100% relative abundance	100.00
51	10.00 - 80.00% of mass 198	34.55
68	Less than 2.00% of mass 69	0.79 (1.78)
69	Mass 69 relative abundance	44.46
70	Less than 2.00% of mass 69	0.23 (0.52)
127	10.00 - 80.00% of mass 198	44.50
197	Less than 2.00% of mass 198	0.69
442	Greater than 50.00% of mass 198	70.41
199	5.00 - 9.00% of mass 198	7.16
275	10.00 - 60.00% of mass 198	20.31
365	Greater than 1.00% of mass 198	2.86
441	Present, but less than mass 443	10.25
443	15.00 - 24.00% of mass 442	14.74 (20.94)

Data File: 1CC25002.D

Date: 25-MAR-2013 12:15

Client ID: DFTPP

Instrument: BSMC5973.i

Sample Info: DFTPP-1490607

Operator: SCC

Data File: \\tam-chemsvr\chem\SM\BSMC5973.i\1C032513.b\1CC25002.D

Spectrum: HP ChemStation MS 1CC25002.D, Scan 212: 7.328 min.

Location of Maximum: 198.00

Number of points: 309

m/z	Y	m/z	Y	m/z	Y	m/z	Y
36.00	174	125.90	932	201.50	1296	285.10	1088
37.10	191	127.10	95656	202.00	374	285.90	255
38.10	656	128.10	8065	203.10	1646	289.00	457
39.10	4388	129.00	38360	204.00	6045	292.00	557
40.20	403	130.00	3975	205.10	14410	293.10	1255
41.10	187	131.00	556	206.10	59000	295.00	469
44.00	972	131.90	228	207.10	6173	296.00	14431
45.00	277	132.50	324	208.10	1614	297.00	1240
47.10	307	133.00	267	209.10	680	298.00	206
47.90	215	134.00	1353	209.90	661	301.00	627
49.10	2446	135.10	2657	211.10	2719	301.90	225
50.10	18448	136.00	1528	211.70	364	303.00	2106
51.10	74280	137.10	1631	212.30	158	304.10	585
52.10	3785	138.00	379	212.90	262	308.10	159
52.80	261	139.10	324	215.00	388	309.00	403
55.00	545	140.00	307	216.10	1460	310.10	162
56.10	1988	141.00	4863	217.00	14994	314.10	835
57.00	5006	142.00	1649	217.90	1426	315.00	2740
61.00	1267	142.70	845	219.20	632	315.80	947
62.20	1016	143.30	376	220.00	167	317.40	260
63.10	2428	144.10	294	221.10	14265	321.00	482
64.10	585	145.10	376	221.90	1506	323.00	4536
65.10	2008	146.00	835	223.10	4676	324.00	795
67.10	151	147.00	1684	224.10	30856	325.00	195
68.10	1703	148.10	6278	225.10	7220	326.70	220
69.10	95584	149.00	950	226.00	761	327.10	505
70.00	493	150.10	395	227.00	14433	327.90	695
71.10	168	151.20	960	228.00	1312	330.00	234
73.10	995	152.00	410	229.00	2124	331.90	819
74.10	7635	153.00	888	229.90	213	332.90	291
75.10	14560	154.00	1269	231.10	903	334.10	4402
76.10	3795	155.10	2882	232.10	414	335.00	1039
77.10	95912	156.10	4375	232.60	265	338.90	205
78.10	6357	157.00	802	232.90	243	340.10	308
79.00	5194	157.50	803	233.90	630	340.90	615
80.00	4259	158.00	908	235.00	1022	342.10	481
81.00	6521	159.00	402	235.90	1184	345.90	750
82.00	1880	160.00	1556	236.70	639	346.80	427
83.00	1369	161.10	2376	239.10	527	350.10	226
84.10	1696	162.00	741	240.00	246	350.90	479

85.10	2050	163.10	444	240.90	986	351.90	1014
86.00	2330	164.20	405	242.00	1892	352.90	1138
86.70	349	165.10	1561	243.10	1926	354.00	1486
87.30	388	165.90	1514	244.10	21816	358.10	150
88.00	599	167.00	11653	245.00	2171	365.00	6141
89.00	207	168.10	4834	246.00	5005	365.80	1173
91.10	2064	168.90	896	246.90	818	368.70	178
92.10	1279	170.00	645	248.10	358	370.80	150
93.10	9834	170.90	656	248.70	436	372.10	2997
94.10	671	172.00	1699	250.70	153	373.10	293
95.20	404	173.10	1266	251.40	363	374.10	233
95.90	1011	174.00	3269	251.90	387	377.20	382
96.90	270	175.10	3816	252.60	527	382.90	534
98.10	7813	176.00	1652	253.20	526	383.50	231
99.00	5960	176.90	1009	255.00	115168	390.00	526
100.00	1155	178.00	904	256.00	17072	391.10	374
101.10	4430	179.10	8311	257.00	1539	392.00	304
103.10	1307	180.00	5256	258.00	7524	396.00	246
103.90	1497	181.00	2440	258.90	769	400.60	151
105.00	1823	182.20	724	260.80	364	402.00	880
107.10	29408	184.00	459	264.10	481	403.10	1586
108.10	5737	185.00	3741	265.10	2093	404.00	697
109.20	1089	186.00	29352	266.00	152	421.00	1582
110.10	56840	187.10	8638	267.00	186	422.00	1001
111.00	7061	187.90	935	268.00	214	423.00	8697
112.00	930	189.00	1600	270.10	180	423.90	2654
113.00	580	190.10	251	271.00	308	428.80	426
114.20	163	191.00	776	271.90	350	431.60	186
115.00	243	192.00	2227	273.00	3531	434.00	254
116.10	1770	193.10	2335	274.00	8645	437.70	159
117.10	23416	194.00	704	275.00	43656	441.00	22032
118.10	1189	194.90	348	276.00	6192	442.00	151360
120.00	509	196.10	9202	277.00	4029	443.10	31696
121.00	372	197.00	1494	278.00	727	444.00	3494
122.10	2711	198.00	214976	278.90	162	466.80	174
123.10	2347	199.00	15400	281.10	168		
123.90	1407	200.00	1609	283.00	205		
125.00	1570	200.60	454	284.00	158		

FORM I
GC/MS SEMI VOA ORGANICS ANALYSIS DATA SHEET

Lab Name: TestAmerica Tampa Job No.: 680-88298-2
 SDG No.: 68088298-2
 Client Sample ID: _____ Lab Sample ID: MB 660-135556/1-A
 Matrix: Solid Lab File ID: 1CC21032.D
 Analysis Method: 8270C LL Date Collected: _____
 Extract. Method: 3546 Date Extracted: 03/20/2013 08:31
 Sample wt/vol: 15.40 (g) Date Analyzed: 03/21/2013 20:27
 Con. Extract Vol.: 1 (mL) Dilution Factor: 1
 Injection Volume: 1 (uL) Level: (low/med) Low
 % Moisture: _____ GPC Cleanup: (Y/N) N
 Analysis Batch No.: 135643 Units: ug/Kg

CAS NO.	COMPOUND NAME	RESULT	Q	RL	MDL
83-32-9	Acenaphthene	97	U	97	19
208-96-8	Acenaphthylene	39	U	39	4.9
120-12-7	Anthracene	8.2	U	8.2	4.1
56-55-3	Benzo[a]anthracene	7.8	U	7.8	3.8
50-32-8	Benzo[a]pyrene	10	U	10	5.1
205-99-2	Benzo[b]fluoranthene	12	U	12	5.9
191-24-2	Benzo[g,h,i]perylene	19	U	19	4.3
207-08-9	Benzo[k]fluoranthene	7.8	U	7.8	3.5
218-01-9	Chrysene	8.8	U	8.8	4.4
53-70-3	Dibenz(a,h)anthracene	19	U	19	4.0
206-44-0	Fluoranthene	19	U	19	3.9
86-73-7	Fluorene	19	U	19	4.0
193-39-5	Indeno[1,2,3-cd]pyrene	19	U	19	6.9
90-12-0	1-Methylnaphthalene	39	U	39	4.3
91-57-6	2-Methylnaphthalene	39	U	39	6.9
91-20-3	Naphthalene	39	U	39	4.3
85-01-8	Phenanthrene	7.8	U	7.8	3.8
129-00-0	Pyrene	19	U	19	3.6

CAS NO.	SURROGATE	%REC	Q	LIMITS
84-15-1	o-Terphenyl	87		30-130

TestAmerica Laboratories

Semivolatile 8270C low level PAH

Data file : \\tam-chemsvr\chem\SM\BSMC5973.i\1C032113.b\1CC21032.D
 Lab Smp Id: mb 660-135556/1-a
 Inj Date : 21-MAR-2013 20:27
 Operator : SCC
 Smp Info : mb 660-135556/1-a
 Misc Info :
 Comment :
 Method : \\tam-chemsvr\chem\SM\BSMC5973.i\1C032113.b\a-bFASTPAHi-m.m
 Meth Date : 21-Mar-2013 12:06 cantins Quant Type: ISTD
 Cal Date : 22-FEB-2013 13:48 Cal File: 1CB22009.D
 Als bottle: 31 QC Sample: BLANK
 Dil Factor: 1.00000
 Integrator: HP RTE Compound Sublist: pah.sub
 Target Version: 4.14
 Processing Host: TAM1000

Concentration Formula:

$$\text{Amt} * \text{DF} * 1/\text{Vi} * \text{Vt}/\text{Ws} * 100/(100 - \text{M}) * \text{A} * \text{B} * \text{C} * \text{D} * \text{GPC} * \text{CpndVariable}$$

Name	Value	Description
DF	1.000	Dilution Factor
Vi	1.000	Injection Volume
Vt	1.000	Final Volume
Ws	15.400	Weight Extracted
M	0.00000	% Moisture
A	1000.000	uL to mL conversion
B	1000.000	g to kg conversion
C	0.00100	ng to ug conversion
D	1.000	ug to mg conversion(value = 1 if no conv)
GPC	1.000	GPC FACTOR
Cpnd Variable		Local Compound Variable

Compounds	QUANT	SIG	RT	EXP RT	REL RT	RESPONSE	CONCENTRATIONS	
							ON-COLUMN	FINAL
	MASS						(ug/ml)	(ug/Kg)
* 1 Naphthalene-d8	136		3.739	3.739	(1.000)	851567	40.0000	
* 6 Acenaphthene-d10	164		4.827	4.827	(1.000)	663430	40.0000	
* 10 Phenanthrene-d10	188		5.774	5.774	(1.000)	1242632	40.0000	
\$ 14 o-Terphenyl	230		6.027	6.027	(1.044)	163790	8.73005	566.8866
* 18 Chrysene-d12	240		7.715	7.715	(1.000)	1292802	40.0000	
* 23 Perylene-d12	264		8.904	8.898	(1.000)	1269070	40.0000	

Data File: 1CC21032.D

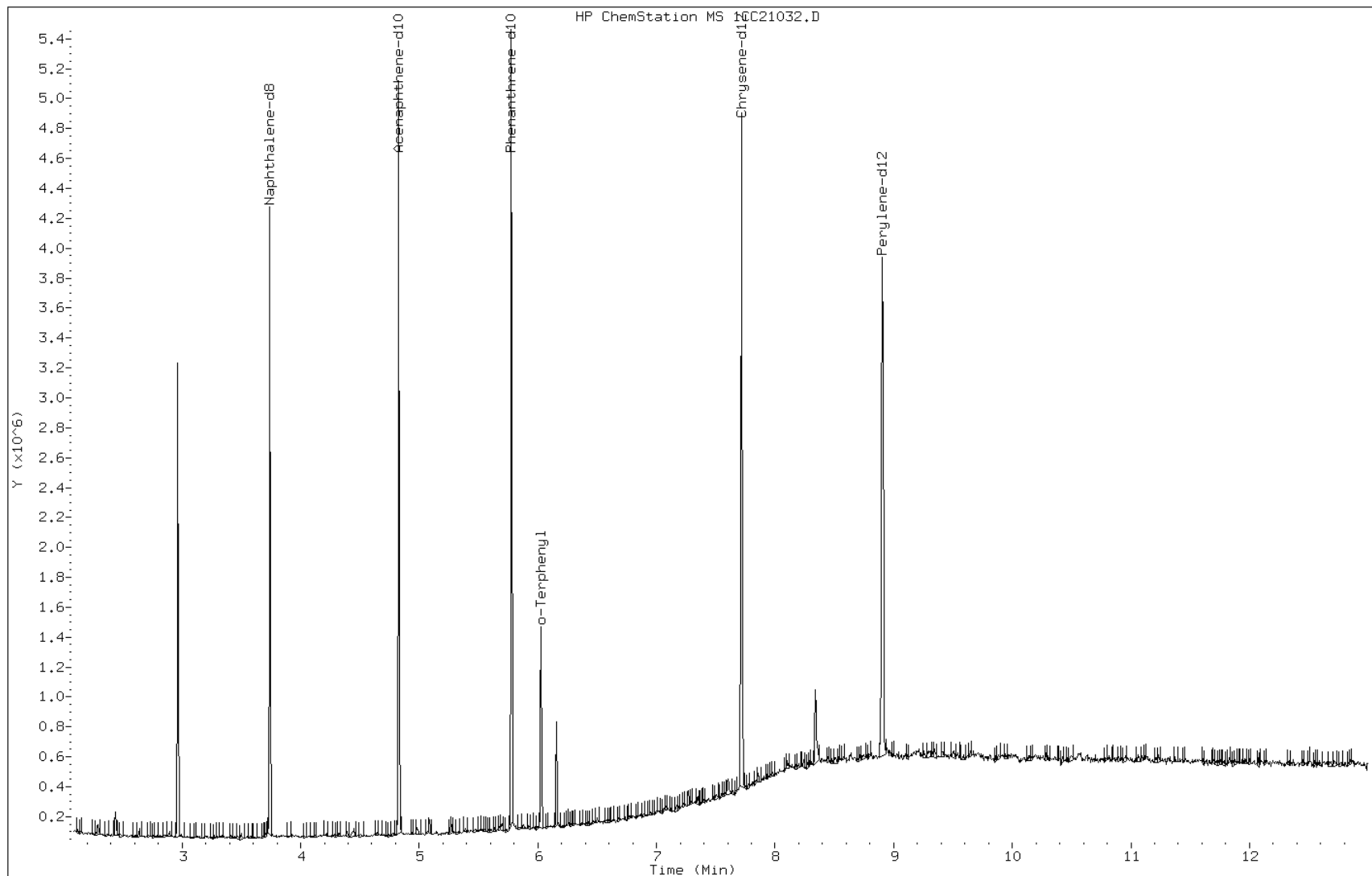
Date: 21-MAR-2013 20:27

Client ID:

Instrument: BSMC5973.i

Sample Info: mb 660-135556/1-a

Operator: SCC



FORM I
GC/MS SEMI VOA ORGANICS ANALYSIS DATA SHEET

Lab Name: TestAmerica Tampa Job No.: 680-88298-2
 SDG No.: 68088298-2
 Client Sample ID: _____ Lab Sample ID: LCS 660-135556/2-A
 Matrix: Solid Lab File ID: 1CC21033.D
 Analysis Method: 8270C LL Date Collected: _____
 Extract. Method: 3546 Date Extracted: 03/20/2013 08:31
 Sample wt/vol: 15.05(g) Date Analyzed: 03/21/2013 20:46
 Con. Extract Vol.: 1(mL) Dilution Factor: 1
 Injection Volume: 1(uL) Level: (low/med) Low
 % Moisture: _____ GPC Cleanup: (Y/N) N
 Analysis Batch No.: 135643 Units: ug/Kg

CAS NO.	COMPOUND NAME	RESULT	Q	RL	MDL
83-32-9	Acenaphthene	456		100	20
208-96-8	Acenaphthylene	518		40	5.0
120-12-7	Anthracene	519		8.4	4.2
56-55-3	Benzo[a]anthracene	537		8.0	3.9
50-32-8	Benzo[a]pyrene	503		10	5.2
205-99-2	Benzo[b]fluoranthene	555		12	6.1
191-24-2	Benzo[g,h,i]perylene	382		20	4.4
207-08-9	Benzo[k]fluoranthene	529		8.0	3.6
218-01-9	Chrysene	510		9.0	4.5
53-70-3	Dibenz(a,h)anthracene	458		20	4.1
206-44-0	Fluoranthene	507		20	4.0
86-73-7	Fluorene	501		20	4.1
193-39-5	Indeno[1,2,3-cd]pyrene	445		20	7.1
90-12-0	1-Methylnaphthalene	600		40	4.4
91-57-6	2-Methylnaphthalene	543		40	7.1
91-20-3	Naphthalene	558		40	4.4
85-01-8	Phenanthrene	499		8.0	3.9
129-00-0	Pyrene	572		20	3.7

CAS NO.	SURROGATE	%REC	Q	LIMITS
84-15-1	o-Terphenyl	75		30-130

TestAmerica Laboratories

Semivolatile 8270C low level PAH

Data file : \\tam-chemsrv\chem\SM\BSMC5973.i\1C032113.b\1CC21033.D
 Lab Smp Id: lcs 660-135556/2-a
 Inj Date : 21-MAR-2013 20:46
 Operator : SCC Inst ID: BSMC5973.i
 Smp Info : lcs 660-135556/2-a
 Misc Info :
 Comment :
 Method : \\tam-chemsrv\chem\SM\BSMC5973.i\1C032113.b\a-bFASTPAHi-m.m
 Meth Date : 21-Mar-2013 12:06 cantins Quant Type: ISTD
 Cal Date : 22-FEB-2013 13:48 Cal File: 1CB22009.D
 Als bottle: 32 QC Sample: LCS
 Dil Factor: 1.00000
 Integrator: HP RTE Compound Sublist: pah.sub
 Target Version: 4.14
 Processing Host: TAM1000

Concentration Formula:

$$\text{Amt} * \text{DF} * 1/\text{Vi} * \text{Vt}/\text{Ws} * 100/(100 - \text{M}) * \text{A} * \text{B} * \text{C} * \text{D} * \text{GPC} * \text{CpndVariable}$$

Name	Value	Description
DF	1.000	Dilution Factor
Vi	1.000	Injection Volume
Vt	1.000	Final Volume
Ws	15.050	Weight Extracted
M	0.00000	% Moisture
A	1000.000	uL to mL conversion
B	1000.000	g to kg conversion
C	0.00100	ng to ug conversion
D	1.000	ug to mg conversion(value = 1 if no conv)
GPC	1.000	GPC FACTOR
Cpnd Variable		Local Compound Variable

Compounds	QUANT	SIG	RT	EXP RT	REL RT	RESPONSE	CONCENTRATIONS	
							ON-COLUMN	FINAL
	MASS						(ug/ml)	(ug/Kg)
* 1 Naphthalene-d8	136		3.739	3.739	(1.000)	931773	40.0000	
* 6 Acenaphthene-d10	164		4.827	4.827	(1.000)	775277	40.0000	
* 10 Phenanthrene-d10	188		5.774	5.774	(1.000)	1425754	40.0000	
\$ 14 o-Terphenyl	230		6.027	6.027	(1.044)	161720	7.51262	499.1771
* 18 Chrysene-d12	240		7.721	7.715	(1.000)	1511839	40.0000	
* 23 Perylene-d12	264		8.903	8.898	(1.000)	1425427	40.0000	
2 Naphthalene	128		3.751	3.751	(1.003)	203793	8.40121	558.2200
3 2-Methylnaphthalene	142		4.180	4.180	(1.118)	132219	8.17132	542.9447
4 1-Methylnaphthalene	142		4.239	4.239	(1.134)	133066	9.02945	599.9631
5 Acenaphthylene	152		4.739	4.739	(0.982)	243791	7.79963	518.2479
7 Acenaphthene	154		4.845	4.845	(1.004)	133233	6.85785	455.6710
9 Fluorene	166		5.168	5.162	(1.071)	185255	7.53989	500.9891
11 Phenanthrene	178		5.792	5.792	(1.003)	309786	7.51424	499.2852
12 Anthracene	178		5.827	5.821	(1.009)	314640	7.80371	518.5191

Compounds	QUANT SIG	RT	EXP RT	REL RT	RESPONSE	CONCENTRATIONS	
						ON-COLUMN (ug/ml)	FINAL (ug/Kg)
13 Carbazole	167	5.933	5.933	(1.028)	284937	7.95003	528.2409
15 Fluoranthene	202	6.627	6.627	(1.148)	344658	7.63396	507.2397
16 Pyrene	202	6.798	6.792	(0.880)	349861	8.61122	572.1741
17 Benzo(a)anthracene	228	7.709	7.709	(0.998)	352708	8.08322	537.0909
19 Chrysene	228	7.739	7.733	(1.002)	335472	7.68244	510.4611
20 Benzo(b)fluoranthene	252	8.556	8.551	(0.961)	311408	8.35956	555.4527
21 Benzo(k)fluoranthene	252	8.580	8.574	(0.964)	304139	7.95874	528.8199
22 Benzo(a)pyrene	252	8.850	8.845	(0.994)	273983	7.57202	503.1242
24 Indeno(1,2,3-cd)pyrene	276	10.074	10.068	(1.131)	228143	6.70249	445.3483(M)
25 Dibenzo(a,h)anthracene	278	10.092	10.086	(1.133)	229560	6.89484	458.1288
26 Benzo(g,h,i)perylene	276	10.421	10.421	(1.170)	204830	5.75249	382.2255

QC Flag Legend

M - Compound response manually integrated.

Data File: 1CC21033.D

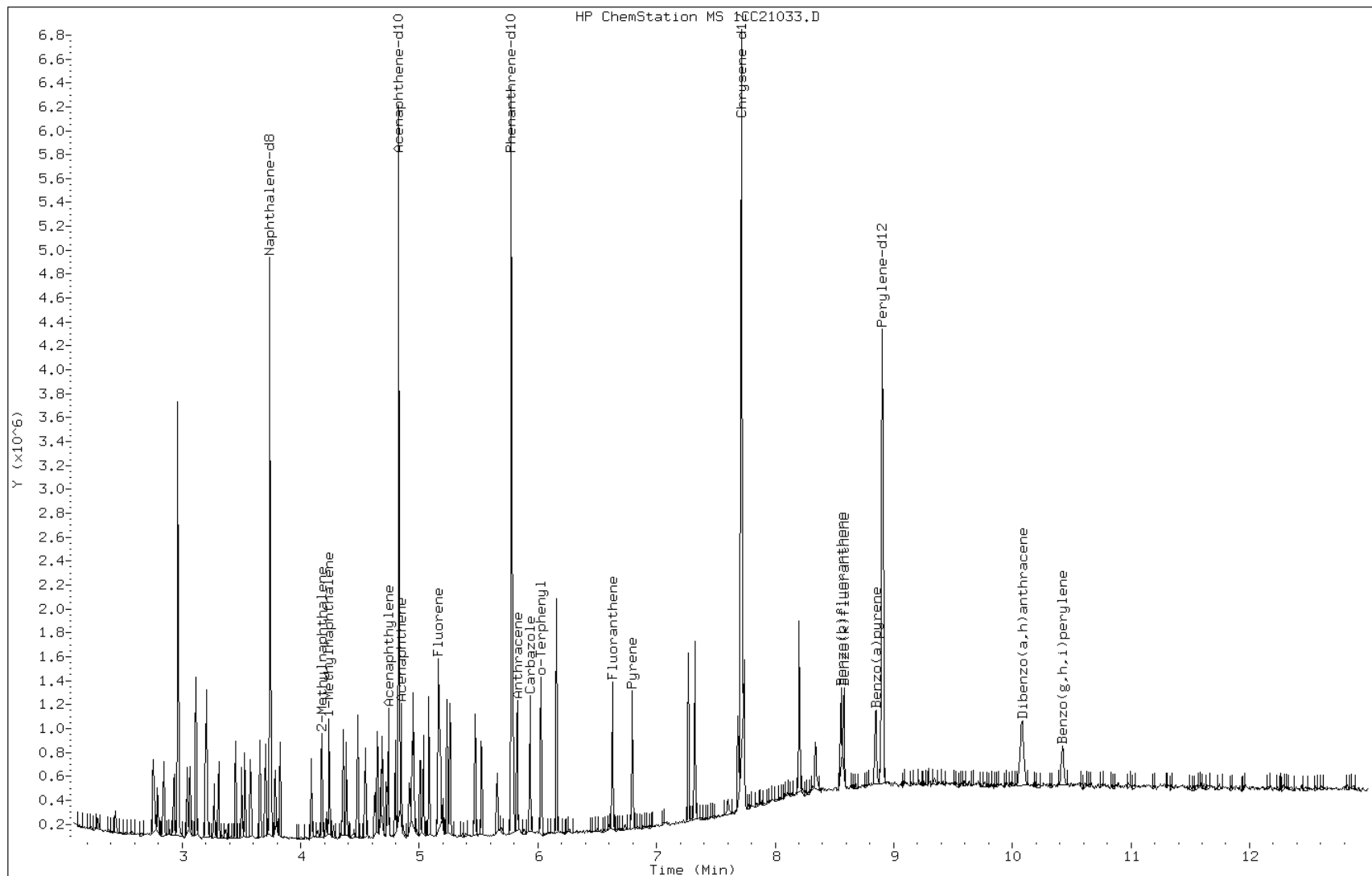
Date: 21-MAR-2013 20:46

Client ID:

Instrument: BSMC5973.i

Sample Info: lcs 660-135556/2-a

Operator: SCC

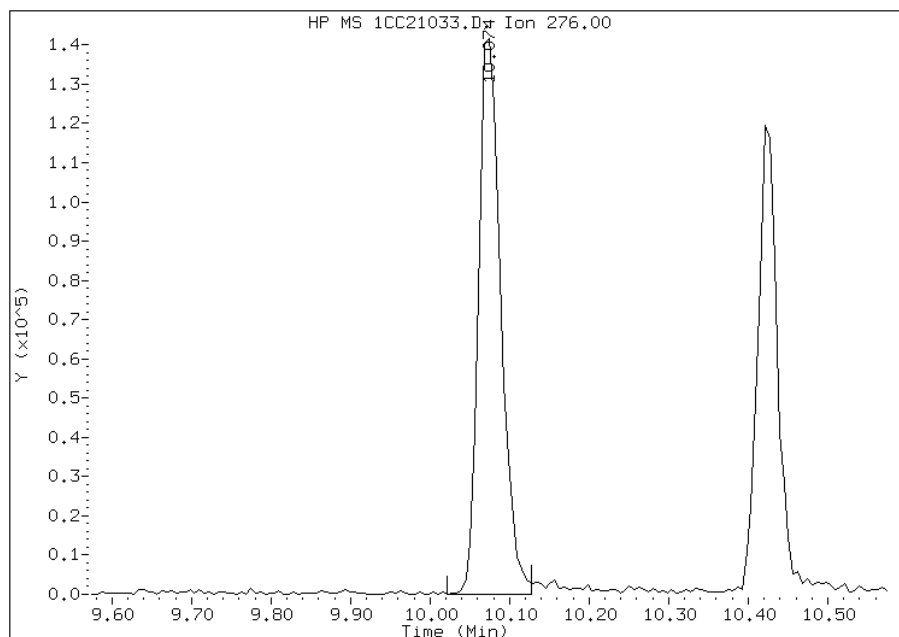


Manual Integration Report

Data File: 1CC21033.D
Inj. Date and Time: 21-MAR-2013 20:46
Instrument ID: BSMC5973.i
Client ID:
Compound: 24 Indeno(1,2,3-cd)pyrene
CAS #: 193-39-5
Report Date: 03/25/2013

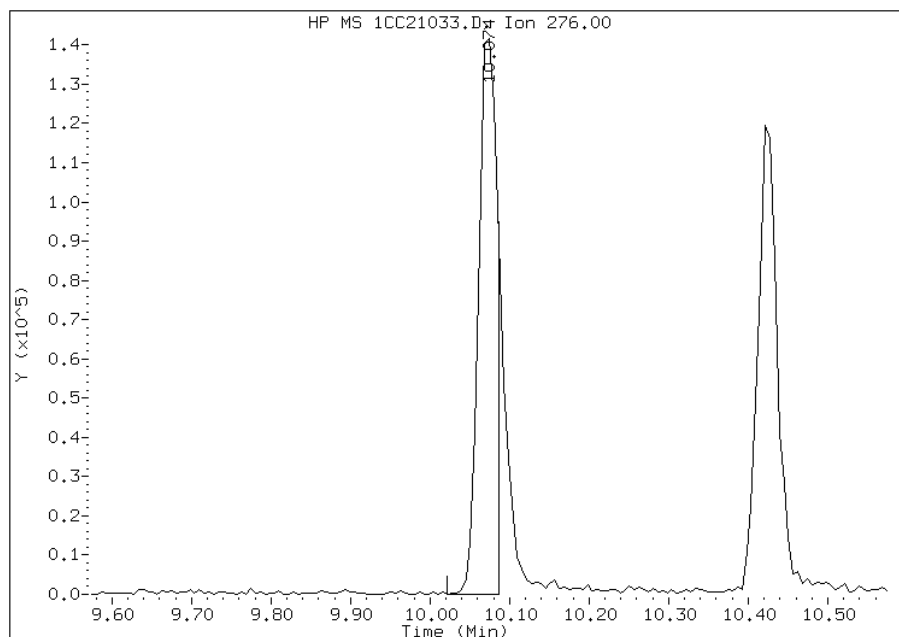
Processing Integration Results

RT: 10.07
Response: 275144
Amount: 8
Conc: 537



Manual Integration Results

RT: 10.07
Response: 228143
Amount: 7
Conc: 445



Manually Integrated By: cantins
Modification Date: 25-Mar-2013 12:13
Manual Integration Reason: Split Peak

FORM I
GC/MS SEMI VOA ORGANICS ANALYSIS DATA SHEET

Lab Name: TestAmerica Tampa Job No.: 680-88298-2
 SDG No.: 68088298-2
 Client Sample ID: FM0020C-CS MS Lab Sample ID: 680-88298-21 MS
 Matrix: Solid Lab File ID: 1CC21037.D
 Analysis Method: 8270C LL Date Collected: 03/12/2013 09:45
 Extract. Method: 3546 Date Extracted: 03/20/2013 08:31
 Sample wt/vol: 15.14(g) Date Analyzed: 03/21/2013 21:59
 Con. Extract Vol.: 1(mL) Dilution Factor: 1
 Injection Volume: 1(uL) Level: (low/med) Low
 % Moisture: 31.5 GPC Cleanup: (Y/N) N
 Analysis Batch No.: 135643 Units: ug/Kg

CAS NO.	COMPOUND NAME	RESULT	Q	RL	MDL
83-32-9	Acenaphthene	647		140	29
208-96-8	Acenaphthylene	672		58	7.2
120-12-7	Anthracene	719		12	6.1
56-55-3	Benzo[a]anthracene	740		12	5.6
50-32-8	Benzo[a]pyrene	685		15	7.5
205-99-2	Benzo[b]fluoranthene	847		18	8.8
191-24-2	Benzo[g,h,i]perylene	533		29	6.4
207-08-9	Benzo[k]fluoranthene	779		12	5.2
218-01-9	Chrysene	745		13	6.5
53-70-3	Dibenz(a,h)anthracene	599		29	5.9
206-44-0	Fluoranthene	776		29	5.8
86-73-7	Fluorene	655		29	5.9
193-39-5	Indeno[1,2,3-cd]pyrene	561		29	10
90-12-0	1-Methylnaphthalene	752		58	6.4
91-57-6	2-Methylnaphthalene	692		58	10
91-20-3	Naphthalene	683		58	6.4
85-01-8	Phenanthrene	768		12	5.6
129-00-0	Pyrene	856		29	5.4

CAS NO.	SURROGATE	%REC	Q	LIMITS
84-15-1	o-Terphenyl	66		30-130

TestAmerica Laboratories

Semivolatile 8270C low level PAH

Data file : \\tam-chemsvr\chem\SM\BSMC5973.i\1C032113.b\1CC21037.D
 Lab Smp Id: 680-88298-a-21-b ms
 Inj Date : 21-MAR-2013 21:59
 Operator : SCC Inst ID: BSMC5973.i
 Smp Info : 680-88298-a-21-b ms
 Misc Info :
 Comment :
 Method : \\tam-chemsvr\chem\SM\BSMC5973.i\1C032113.b\a-bFASTPAHi-m.m
 Meth Date : 21-Mar-2013 12:06 cantins Quant Type: ISTD
 Cal Date : 22-FEB-2013 13:48 Cal File: 1CB22009.D
 Als bottle: 36 QC Sample: MS
 Dil Factor: 1.00000
 Integrator: HP RTE Compound Sublist: pah.sub
 Target Version: 4.14
 Processing Host: TAM1000

Concentration Formula:

$$\text{Amt} * \text{DF} * 1/\text{Vi} * \text{Vt}/\text{Ws} * 100/(100 - \text{M}) * \text{A} * \text{B} * \text{C} * \text{D} * \text{GPC} * \text{CpndVariable}$$

Name	Value	Description
DF	1.000	Dilution Factor
Vi	1.000	Injection Volume
Vt	1.000	Final Volume
Ws	15.140	Weight Extracted
M	0.00000	% Moisture
A	1000.000	uL to mL conversion
B	1000.000	g to kg conversion
C	0.00100	ng to ug conversion
D	1.000	ug to mg conversion(value = 1 if no conv)
GPC	1.000	GPC FACTOR
Cpnd Variable		Local Compound Variable

Compounds	QUANT	SIG	RT	EXP RT	REL RT	RESPONSE	CONCENTRATIONS	
							ON-COLUMN	FINAL
	MASS						(ug/ml)	(ug/Kg)
* 1 Naphthalene-d8	136		3.739	3.739	(1.000)	984901	40.0000	
* 6 Acenaphthene-d10	164		4.827	4.827	(1.000)	791260	40.0000	
* 10 Phenanthrene-d10	188		5.774	5.774	(1.000)	1392985	40.0000	
\$ 14 o-Terphenyl	230		6.027	6.027	(1.044)	138628	6.59138	435.3621
* 18 Chrysene-d12	240		7.721	7.715	(1.000)	1507020	40.0000	
* 23 Perylene-d12	264		8.904	8.898	(1.000)	1369916	40.0000	
2 Naphthalene	128		3.751	3.751	(1.003)	181567	7.08120	467.7149
3 2-Methylnaphthalene	142		4.180	4.180	(1.118)	122747	7.17673	474.0245
4 1-Methylnaphthalene	142		4.239	4.239	(1.134)	121426	7.79513	514.8697
5 Acenaphthylene	152		4.739	4.739	(0.982)	222329	6.96932	460.3247
7 Acenaphthene	154		4.845	4.845	(1.004)	132987	6.70692	442.9932
9 Fluorene	166		5.169	5.162	(1.071)	170334	6.79257	448.6503
11 Phenanthrene	178		5.792	5.792	(1.003)	320749	7.96319	525.9700
12 Anthracene	178		5.827	5.821	(1.009)	293561	7.45219	492.2185

Compounds	QUANT SIG		CONCENTRATIONS				
	MASS	RT	EXP RT	REL RT	RESPONSE	ON-COLUMN (ug/ml)	FINAL (ug/Kg)
-----	----	----	-----	-----	-----	-----	-----
13 Carbazole	167	5.933	5.933	(1.027)	263027	7.51135	496.1263
15 Fluoranthene	202	6.627	6.627	(1.148)	355105	8.05038	531.7291
16 Pyrene	202	6.798	6.792	(0.880)	359614	8.87958	586.4978
17 Benzo(a)anthracene	228	7.710	7.709	(0.998)	333946	7.67771	507.1143
19 Chrysene	228	7.739	7.733	(1.002)	336077	7.72091	509.9673
20 Benzo(b)fluoranthene	252	8.557	8.551	(0.961)	314398	8.78182	580.0411
21 Benzo(k)fluoranthene	252	8.580	8.574	(0.964)	296790	8.08114	533.7607
22 Benzo(a)pyrene	252	8.851	8.845	(0.994)	247055	7.10449	469.2528
24 Indeno(1,2,3-cd)pyrene	276	10.074	10.068	(1.131)	190306	5.81745	384.2437(M)
25 Dibenzo(a,h)anthracene	278	10.092	10.086	(1.133)	198818	6.21348	410.4013
26 Benzo(g,h,i)perylene	276	10.427	10.421	(1.171)	189088	5.52558	364.9654

QC Flag Legend

M - Compound response manually integrated.

Data File: 1CC21037.D

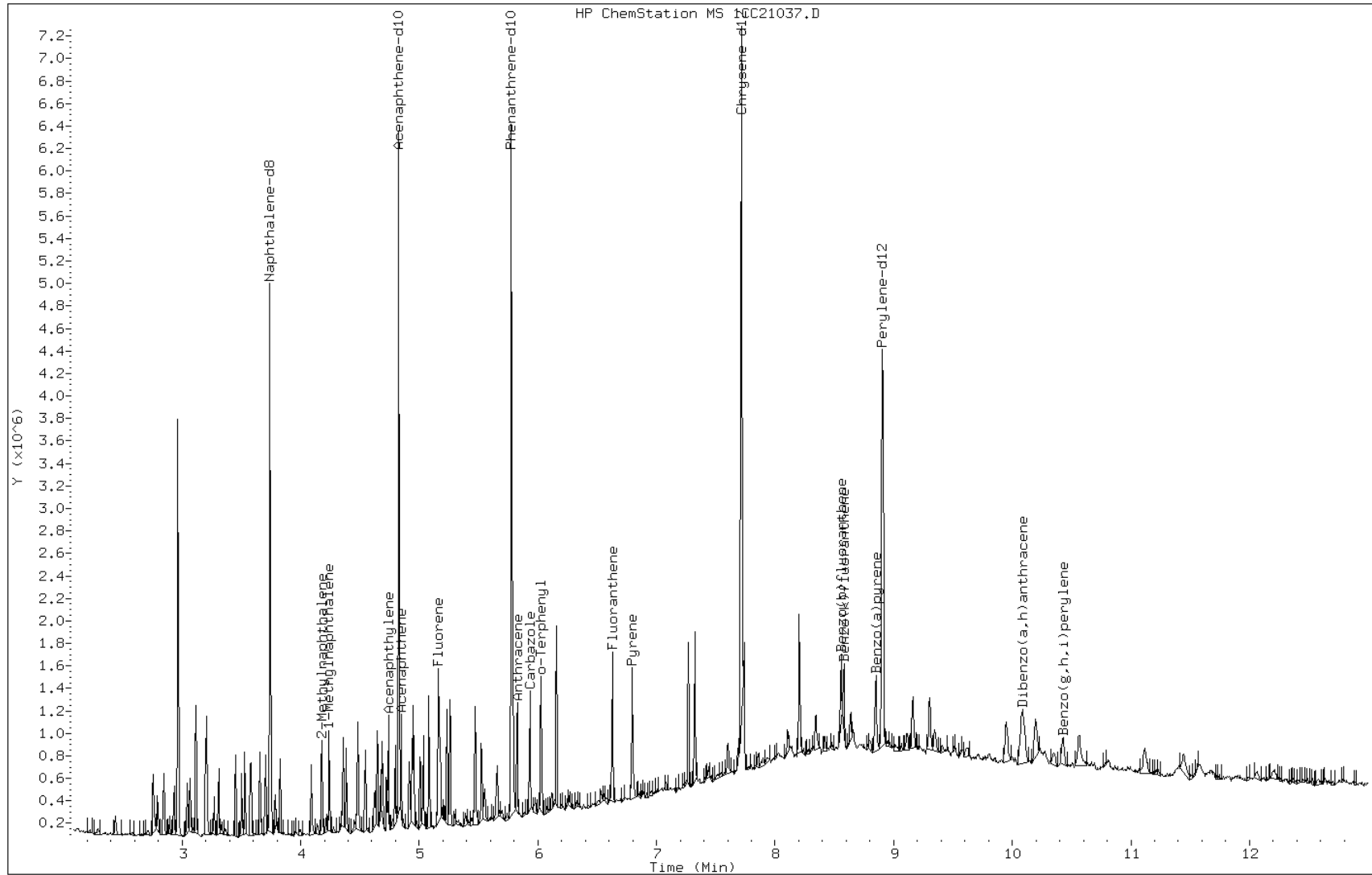
Date: 21-MAR-2013 21:59

Client ID:

Instrument: BSMC5973.i

Sample Info: 680-88298-a-21-b ms

Operator: SCC

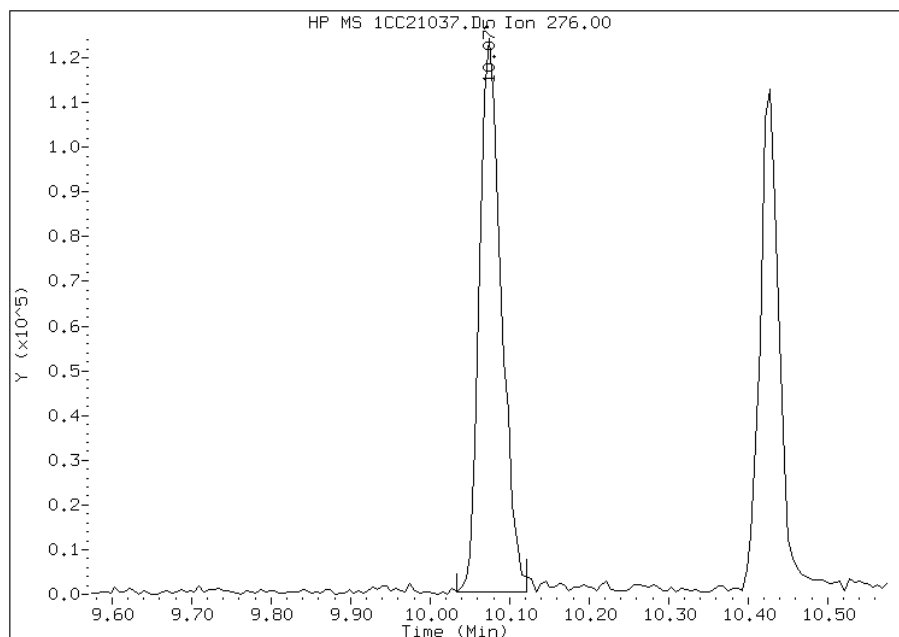


Manual Integration Report

Data File: 1CC21037.D
Inj. Date and Time: 21-MAR-2013 21:59
Instrument ID: BSMC5973.i
Client ID:
Compound: 24 Indeno(1,2,3-cd)pyrene
CAS #: 193-39-5
Report Date: 03/25/2013

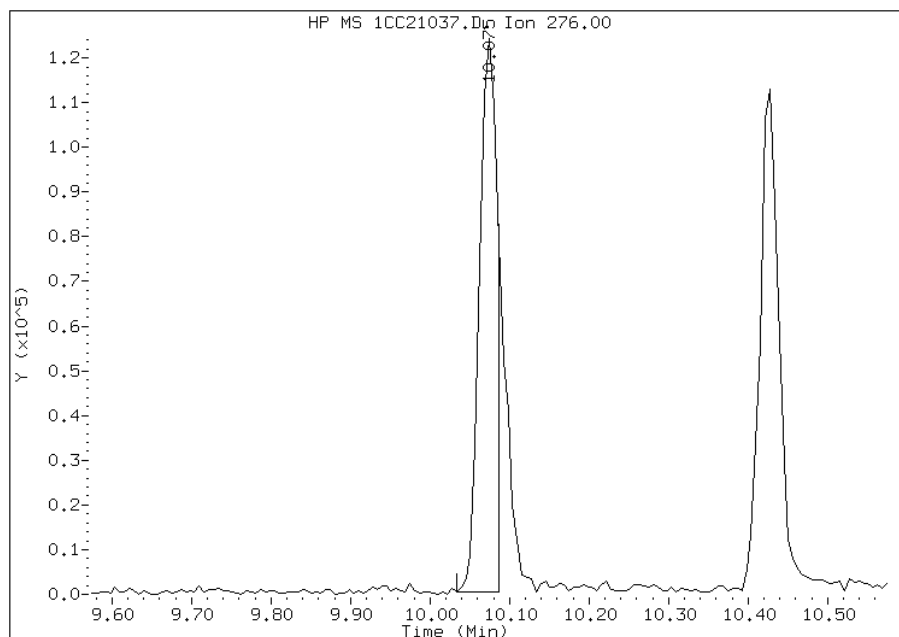
Processing Integration Results

RT: 10.07
Response: 236074
Amount: 7
Conc: 477



Manual Integration Results

RT: 10.07
Response: 190306
Amount: 6
Conc: 384



Manually Integrated By: cantins
Modification Date: 25-Mar-2013 12:28
Manual Integration Reason: Split Peak

FORM I
GC/MS SEMI VOA ORGANICS ANALYSIS DATA SHEET

Lab Name: TestAmerica Tampa Job No.: 680-88298-2
 SDG No.: 68088298-2
 Client Sample ID: FM0020C-CS MSD Lab Sample ID: 680-88298-21 MSD
 Matrix: Solid Lab File ID: 1CC21038.D
 Analysis Method: 8270C LL Date Collected: 03/12/2013 09:45
 Extract. Method: 3546 Date Extracted: 03/20/2013 08:31
 Sample wt/vol: 15.13(g) Date Analyzed: 03/21/2013 22:17
 Con. Extract Vol.: 1(mL) Dilution Factor: 1
 Injection Volume: 1(uL) Level: (low/med) Low
 % Moisture: 31.5 GPC Cleanup: (Y/N) N
 Analysis Batch No.: 135643 Units: ug/Kg

CAS NO.	COMPOUND NAME	RESULT	Q	RL	MDL
83-32-9	Acenaphthene	559		140	29
208-96-8	Acenaphthylene	608		58	7.2
120-12-7	Anthracene	659		12	6.1
56-55-3	Benzo[a]anthracene	771		12	5.6
50-32-8	Benzo[a]pyrene	747		15	7.5
205-99-2	Benzo[b]fluoranthene	879		18	8.8
191-24-2	Benzo[g,h,i]perylene	555		29	6.4
207-08-9	Benzo[k]fluoranthene	747		12	5.2
218-01-9	Chrysene	751		13	6.5
53-70-3	Dibenz(a,h)anthracene	551		29	5.9
206-44-0	Fluoranthene	1000		29	5.8
86-73-7	Fluorene	685		29	5.9
193-39-5	Indeno[1,2,3-cd]pyrene	591		29	10
90-12-0	1-Methylnaphthalene	718		58	6.4
91-57-6	2-Methylnaphthalene	667		58	10
91-20-3	Naphthalene	648		58	6.4
85-01-8	Phenanthrene	918		12	5.6
129-00-0	Pyrene	1020		29	5.4

CAS NO.	SURROGATE	%REC	Q	LIMITS
84-15-1	o-Terphenyl	63		30-130

TestAmerica Laboratories

Semivolatile 8270C low level PAH

Data file : \\tam-chemsvr\chem\SM\BSMC5973.i\1C032113.b\1CC21038.D
 Lab Smp Id: 680-88298-a-21-c ms
 Inj Date : 21-MAR-2013 22:17
 Operator : SCC Inst ID: BSMC5973.i
 Smp Info : 680-88298-a-21-c msd
 Misc Info :
 Comment :
 Method : \\tam-chemsvr\chem\SM\BSMC5973.i\1C032113.b\a-bFASTPAHi-m.m
 Meth Date : 21-Mar-2013 12:06 cantins Quant Type: ISTD
 Cal Date : 22-FEB-2013 13:48 Cal File: 1CB22009.D
 Als bottle: 37 QC Sample: MSD
 Dil Factor: 1.00000
 Integrator: HP RTE Compound Sublist: pah.sub
 Target Version: 4.14
 Processing Host: TAM1000

Concentration Formula:

$$\text{Amt} * \text{DF} * 1/\text{Vi} * \text{Vt}/\text{Ws} * 100/(100 - \text{M}) * \text{A} * \text{B} * \text{C} * \text{D} * \text{GPC} * \text{CpndVariable}$$

Name	Value	Description
DF	1.000	Dilution Factor
Vi	1.000	Injection Volume
Vt	1.000	Final Volume
Ws	15.130	Weight Extracted
M	0.00000	% Moisture
A	1000.000	uL to mL conversion
B	1000.000	g to kg conversion
C	0.00100	ng to ug conversion
D	1.000	ug to mg conversion(value = 1 if no conv)
GPC	1.000	GPC FACTOR
Cpnd Variable		Local Compound Variable

Compounds	QUANT	SIG	RT	EXP RT	REL RT	RESPONSE	CONCENTRATIONS	
							ON-COLUMN	FINAL
	MASS						(ug/ml)	(ug/Kg)
* 1 Naphthalene-d8	136		3.739	3.739	(1.000)	969283	40.0000	
* 6 Acenaphthene-d10	164		4.827	4.827	(1.000)	773955	40.0000	
* 10 Phenanthrene-d10	188		5.774	5.774	(1.000)	1390983	40.0000	
\$ 14 o-Terphenyl	230		6.027	6.027	(1.044)	131271	6.25056	413.1237
* 18 Chrysene-d12	240		7.721	7.715	(1.000)	1480189	40.0000	
* 23 Perylene-d12	264		8.909	8.898	(1.000)	1390044	40.0000	
2 Naphthalene	128		3.751	3.751	(1.003)	169403	6.71326	443.7050
3 2-Methylnaphthalene	142		4.180	4.180	(1.118)	116409	6.91583	457.0939
4 1-Methylnaphthalene	142		4.239	4.239	(1.134)	113998	7.43619	491.4867
5 Acenaphthylene	152		4.739	4.739	(0.982)	196638	6.30181	416.5106
7 Acenaphthene	154		4.845	4.845	(1.004)	112398	5.79530	383.0337
9 Fluorene	166		5.168	5.162	(1.071)	174051	7.09598	469.0008
11 Phenanthrene	178		5.792	5.792	(1.003)	382692	9.51471	628.8639
12 Anthracene	178		5.827	5.821	(1.009)	268561	6.82736	451.2468

Compounds	QUANT SIG		CONCENTRATIONS				
	MASS	RT	EXP RT	REL RT	RESPONSE	ON-COLUMN (ug/ml)	FINAL (ug/Kg)
-----	----	----	-----	-----	-----	-----	-----
13 Carbazole	167	5.933	5.933	(1.028)	249057	7.12264	470.7629
15 Fluoranthene	202	6.627	6.627	(1.148)	457789	10.3932	686.9270
16 Pyrene	202	6.798	6.792	(0.880)	421398	10.5938	700.1822
17 Benzo(a)anthracene	228	7.709	7.709	(0.998)	341505	7.99382	528.3425
19 Chrysene	228	7.739	7.733	(1.002)	332563	7.77867	514.1221
20 Benzo(b)fluoranthene	252	8.556	8.551	(0.960)	330808	9.10639	601.8764
21 Benzo(k)fluoranthene	252	8.580	8.574	(0.963)	288560	7.74328	511.7829
22 Benzo(a)pyrene	252	8.850	8.845	(0.993)	273121	7.74033	511.5884
24 Indeno(1,2,3-cd)pyrene	276	10.074	10.068	(1.131)	203281	6.12410	404.7655(M)
25 Dibenzo(a,h)anthracene	278	10.092	10.086	(1.133)	185380	5.70962	377.3707
26 Benzo(g,h,i)perylene	276	10.427	10.421	(1.170)	199884	5.75648	380.4680

QC Flag Legend

M - Compound response manually integrated.

Data File: 1CC21038.D

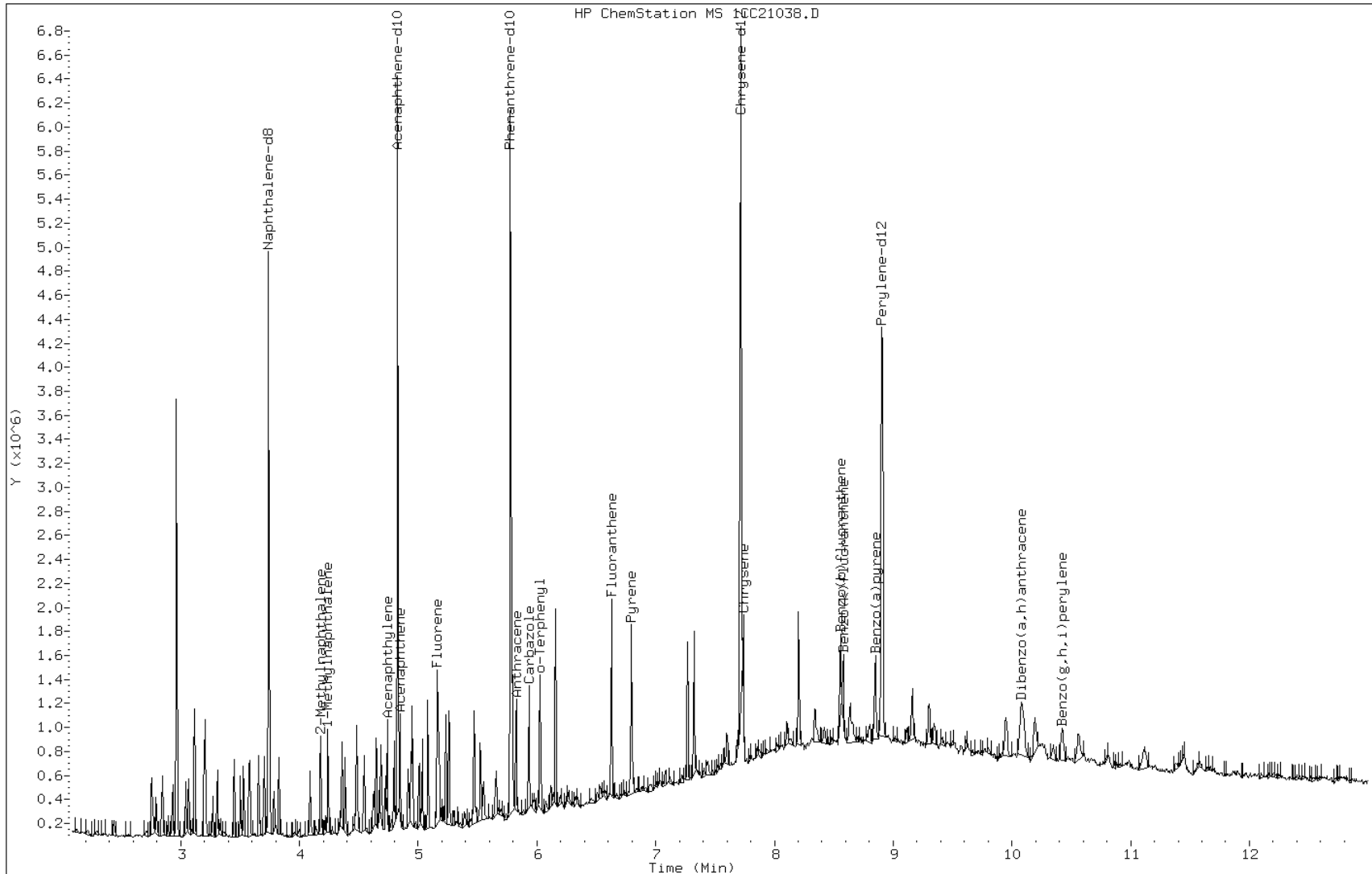
Date: 21-MAR-2013 22:17

Client ID:

Instrument: BSMC5973.i

Sample Info: 680-88298-a-21-c msd

Operator: SCC

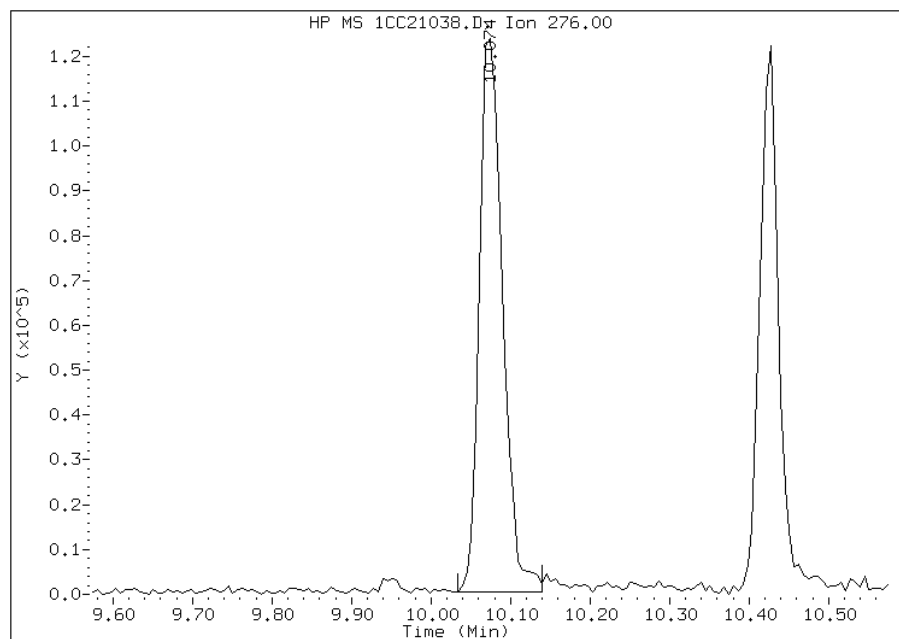


Manual Integration Report

Data File: 1CC21038.D
Inj. Date and Time: 21-MAR-2013 22:17
Instrument ID: BSMC5973.i
Client ID:
Compound: 24 Indeno(1,2,3-cd)pyrene
CAS #: 193-39-5
Report Date: 03/25/2013

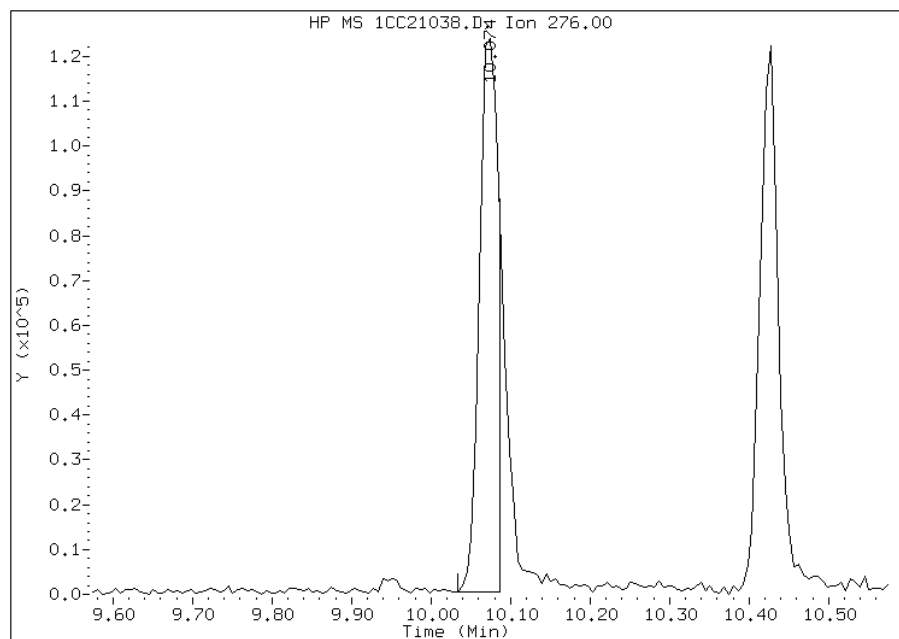
Processing Integration Results

RT: 10.07
Response: 250152
Amount: 8
Conc: 498



Manual Integration Results

RT: 10.07
Response: 203281
Amount: 6
Conc: 405



Manually Integrated By: cantins
Modification Date: 25-Mar-2013 12:28
Manual Integration Reason: Split Peak

GC/MS SEMI VOA ANALYSIS RUN LOG

Lab Name: TestAmerica TampaJob No.: 680-88298-2SDG No.: 68088298-2Instrument ID: BSMA5973Start Date: 03/15/2013 12:08Analysis Batch Number: 135466End Date: 03/15/2013 21:06

LAB SAMPLE ID	CLIENT SAMPLE ID	DATE ANALYZED	DILUTION FACTOR	LAB FILE ID	COLUMN ID
ZZZZZ		03/15/2013 12:08	1		DB-5MS 250 (um)
ZZZZZ		03/15/2013 12:23	1		DB-5MS 250 (um)
DFTPP 660-135466/2		03/15/2013 12:38	1	1AC15002.D	DB-5MS 250 (um)
ICIS 660-135466/3		03/15/2013 12:54	1	1AC15003.D	DB-5MS 250 (um)
IC 660-135466/4		03/15/2013 13:09	1	1AC15004.D	DB-5MS 250 (um)
IC 660-135466/5		03/15/2013 13:24	1	1AC15005.D	DB-5MS 250 (um)
IC 660-135466/6		03/15/2013 13:39	1	1AC15006.D	DB-5MS 250 (um)
IC 660-135466/7		03/15/2013 13:54	1	1AC15007.D	DB-5MS 250 (um)
IC 660-135466/8		03/15/2013 14:10	1	1AC15008.D	DB-5MS 250 (um)
IC 660-135466/9		03/15/2013 14:25	1	1AC15009.D	DB-5MS 250 (um)
ICV 660-135466/10		03/15/2013 14:39	1	1AC15010.D	DB-5MS 250 (um)
ZZZZZ		03/15/2013 15:17	1		DB-5MS 250 (um)
ZZZZZ		03/15/2013 15:32	1		DB-5MS 250 (um)
ZZZZZ		03/15/2013 15:47	4		DB-5MS 250 (um)
ZZZZZ		03/15/2013 16:02	4		DB-5MS 250 (um)
ZZZZZ		03/15/2013 16:17	4		DB-5MS 250 (um)
ZZZZZ		03/15/2013 16:33	1		DB-5MS 250 (um)
ZZZZZ		03/15/2013 16:48	1		DB-5MS 250 (um)
ZZZZZ		03/15/2013 17:03	1		DB-5MS 250 (um)
ZZZZZ		03/15/2013 17:18	4		DB-5MS 250 (um)
ZZZZZ		03/15/2013 17:33	1		DB-5MS 250 (um)
ZZZZZ		03/15/2013 17:49	4		DB-5MS 250 (um)
ZZZZZ		03/15/2013 18:04	1		DB-5MS 250 (um)
ZZZZZ		03/15/2013 18:19	1		DB-5MS 250 (um)
ZZZZZ		03/15/2013 18:34	1		DB-5MS 250 (um)
ZZZZZ		03/15/2013 18:49	1		DB-5MS 250 (um)
ZZZZZ		03/15/2013 19:05	4		DB-5MS 250 (um)
ZZZZZ		03/15/2013 19:20	4		DB-5MS 250 (um)
ZZZZZ		03/15/2013 19:35	1		DB-5MS 250 (um)
ZZZZZ		03/15/2013 19:50	1		DB-5MS 250 (um)
ZZZZZ		03/15/2013 20:05	4		DB-5MS 250 (um)
ZZZZZ		03/15/2013 20:21	1		DB-5MS 250 (um)
ZZZZZ		03/15/2013 20:36	4		DB-5MS 250 (um)
ZZZZZ		03/15/2013 20:51	1		DB-5MS 250 (um)
ZZZZZ		03/15/2013 21:06	4		DB-5MS 250 (um)

GC/MS SEMI VOA ANALYSIS RUN LOG

Lab Name: TestAmerica TampaJob No.: 680-88298-2SDG No.: 68088298-2Instrument ID: BSMA5973Start Date: 03/21/2013 09:21Analysis Batch Number: 135630End Date: 03/22/2013 01:01

LAB SAMPLE ID	CLIENT SAMPLE ID	DATE ANALYZED	DILUTION FACTOR	LAB FILE ID	COLUMN ID
ZZZZZ		03/21/2013 09:21	1		DB-5MS 250 (um)
ZZZZZ		03/21/2013 09:44	1		DB-5MS 250 (um)
DFTPP 660-135630/2		03/21/2013 09:59	1		DB-5MS 250 (um)
DFTPP 660-135630/3		03/21/2013 10:12	1		DB-5MS 250 (um)
DFTPP 660-135630/4		03/21/2013 10:45	1		DB-5MS 250 (um)
ZZZZZ		03/21/2013 15:58	1		DB-5MS 250 (um)
ZZZZZ		03/21/2013 16:13	1		DB-5MS 250 (um)
DFTPP 660-135630/7		03/21/2013 16:28	1		DB-5MS 250 (um)
DFTPP 660-135630/8		03/21/2013 16:44	1	1AC21007.D	DB-5MS 250 (um)
CCVIS 660-135630/9		03/21/2013 16:57	1	1AC21008.D	DB-5MS 250 (um)
ZZZZZ		03/21/2013 17:12	1		DB-5MS 250 (um)
ZZZZZ		03/21/2013 17:27	1		DB-5MS 250 (um)
ZZZZZ		03/21/2013 17:42	1		DB-5MS 250 (um)
ZZZZZ		03/21/2013 17:57	1		DB-5MS 250 (um)
ZZZZZ		03/21/2013 18:12	1		DB-5MS 250 (um)
ZZZZZ		03/21/2013 18:27	1		DB-5MS 250 (um)
ZZZZZ		03/21/2013 18:43	1		DB-5MS 250 (um)
ZZZZZ		03/21/2013 18:58	1		DB-5MS 250 (um)
ZZZZZ		03/21/2013 19:13	1		DB-5MS 250 (um)
ZZZZZ		03/21/2013 19:28	1		DB-5MS 250 (um)
ZZZZZ		03/21/2013 19:44	1		DB-5MS 250 (um)
ZZZZZ		03/21/2013 19:59	1		DB-5MS 250 (um)
ZZZZZ		03/21/2013 20:14	4		DB-5MS 250 (um)
ZZZZZ		03/21/2013 20:29	1		DB-5MS 250 (um)
ZZZZZ		03/21/2013 20:44	4		DB-5MS 250 (um)
ZZZZZ		03/21/2013 20:59	1		DB-5MS 250 (um)
ZZZZZ		03/21/2013 21:14	1		DB-5MS 250 (um)
ZZZZZ		03/21/2013 21:29	4		DB-5MS 250 (um)
ZZZZZ		03/21/2013 21:45	1		DB-5MS 250 (um)
ZZZZZ		03/21/2013 22:00	1		DB-5MS 250 (um)
ZZZZZ		03/21/2013 22:15	4		DB-5MS 250 (um)
ZZZZZ		03/21/2013 22:30	1		DB-5MS 250 (um)
ZZZZZ		03/21/2013 22:45	1		DB-5MS 250 (um)
ZZZZZ		03/21/2013 23:00	1		DB-5MS 250 (um)
ZZZZZ		03/21/2013 23:15	1		DB-5MS 250 (um)
680-88298-26	HP0021A-CS-SP	03/21/2013 23:31	1	1AC21034.D	DB-5MS 250 (um)
680-88298-27	HP0047A-CS-SP	03/21/2013 23:46	1	1AC21035.D	DB-5MS 250 (um)
ZZZZZ		03/22/2013 00:01	1		DB-5MS 250 (um)
680-88298-29	CV0578A-CS-SP	03/22/2013 00:16	4	1AC21037.D	DB-5MS 250 (um)
680-88298-30	CV0578B-CS-SP	03/22/2013 00:31	1	1AC21038.D	DB-5MS 250 (um)
ZZZZZ		03/22/2013 00:47	4		DB-5MS 250 (um)
ZZZZZ		03/22/2013 01:01	1		DB-5MS 250 (um)

GC/MS SEMI VOA ANALYSIS RUN LOG

Lab Name: TestAmerica Tampa Job No.: 680-88298-2SDG No.: 68088298-2Instrument ID: BSMC5973 Start Date: 02/22/2013 11:04Analysis Batch Number: 134776 End Date: 02/22/2013 19:38

LAB SAMPLE ID	CLIENT SAMPLE ID	DATE ANALYZED	DILUTION FACTOR	LAB FILE ID	COLUMN ID
ZZZZZ		02/22/2013 11:04	1		DB-5MS 250 (um)
ZZZZZ		02/22/2013 11:23	1		DB-5MS 250 (um)
DFTPP 660-134776/2		02/22/2013 11:41	1	1CB22002.D	DB-5MS 250 (um)
IC 660-134776/3		02/22/2013 11:57	1	1CB22003.D	DB-5MS 250 (um)
IC 660-134776/4		02/22/2013 12:16	1	1CB22004.D	DB-5MS 250 (um)
IC 660-134776/5		02/22/2013 12:34	1	1CB22005.D	DB-5MS 250 (um)
IC 660-134776/6		02/22/2013 12:53	1	1CB22006.D	DB-5MS 250 (um)
ICIS 660-134776/7		02/22/2013 13:11	1	1CB22007.D	DB-5MS 250 (um)
IC 660-134776/8		02/22/2013 13:29	1	1CB22008.D	DB-5MS 250 (um)
IC 660-134776/9		02/22/2013 13:48	1	1CB22009.D	DB-5MS 250 (um)
ICV 660-134776/10		02/22/2013 14:06	1	1CB22010.D	DB-5MS 250 (um)
ZZZZZ		02/22/2013 14:26	1		DB-5MS 250 (um)
ZZZZZ		02/22/2013 14:45	1		DB-5MS 250 (um)
ZZZZZ		02/22/2013 15:03	4		DB-5MS 250 (um)
ZZZZZ		02/22/2013 15:21	4		DB-5MS 250 (um)
ZZZZZ		02/22/2013 15:40	4		DB-5MS 250 (um)
ZZZZZ		02/22/2013 15:58	1		DB-5MS 250 (um)
ZZZZZ		02/22/2013 16:16	1		DB-5MS 250 (um)
ZZZZZ		02/22/2013 16:34	1		DB-5MS 250 (um)
ZZZZZ		02/22/2013 16:53	1		DB-5MS 250 (um)
ZZZZZ		02/22/2013 17:11	1		DB-5MS 250 (um)
ZZZZZ		02/22/2013 17:29	1		DB-5MS 250 (um)
ZZZZZ		02/22/2013 17:48	1		DB-5MS 250 (um)
ZZZZZ		02/22/2013 18:06	1		DB-5MS 250 (um)
ZZZZZ		02/22/2013 18:24	1		DB-5MS 250 (um)
ZZZZZ		02/22/2013 18:43	1		DB-5MS 250 (um)
ZZZZZ		02/22/2013 19:01	1		DB-5MS 250 (um)
ZZZZZ		02/22/2013 19:19	1		DB-5MS 250 (um)
ZZZZZ		02/22/2013 19:38	1		DB-5MS 250 (um)

GC/MS SEMI VOA ANALYSIS RUN LOG

Lab Name: TestAmerica TampaJob No.: 680-88298-2SDG No.: 68088298-2Instrument ID: BSMC5973Start Date: 03/21/2013 10:38Analysis Batch Number: 135643End Date: 03/21/2013 23:31

LAB SAMPLE ID	CLIENT SAMPLE ID	DATE ANALYZED	DILUTION FACTOR	LAB FILE ID	COLUMN ID
ZZZZZ		03/21/2013 10:38	1		DB-5MS 250 (um)
ZZZZZ		03/21/2013 10:57	1		DB-5MS 250 (um)
DFTPP 660-135643/2		03/21/2013 11:15	1		DB-5MS 250 (um)
DFTPP 660-135643/3		03/21/2013 11:33	1	1CC21003.D	DB-5MS 250 (um)
CCVIS 660-135643/4		03/21/2013 11:50	1	1CC21004.D	DB-5MS 250 (um)
ZZZZZ		03/21/2013 12:10	1		DB-5MS 250 (um)
ZZZZZ		03/21/2013 12:29	4		DB-5MS 250 (um)
ZZZZZ		03/21/2013 12:47	1		DB-5MS 250 (um)
ZZZZZ		03/21/2013 13:05	1		DB-5MS 250 (um)
ZZZZZ		03/21/2013 13:24	1		DB-5MS 250 (um)
ZZZZZ		03/21/2013 13:42	4		DB-5MS 250 (um)
ZZZZZ		03/21/2013 14:00	4		DB-5MS 250 (um)
ZZZZZ		03/21/2013 14:19	4		DB-5MS 250 (um)
ZZZZZ		03/21/2013 14:37	4		DB-5MS 250 (um)
ZZZZZ		03/21/2013 14:55	1		DB-5MS 250 (um)
ZZZZZ		03/21/2013 15:14	1		DB-5MS 250 (um)
ZZZZZ		03/21/2013 15:32	1		DB-5MS 250 (um)
ZZZZZ		03/21/2013 15:51	1		DB-5MS 250 (um)
ZZZZZ		03/21/2013 16:09	1		DB-5MS 250 (um)
ZZZZZ		03/21/2013 16:28	1		DB-5MS 250 (um)
ZZZZZ		03/21/2013 16:46	1		DB-5MS 250 (um)
ZZZZZ		03/21/2013 17:05	1		DB-5MS 250 (um)
ZZZZZ		03/21/2013 17:23	1		DB-5MS 250 (um)
ZZZZZ		03/21/2013 17:42	1		DB-5MS 250 (um)
ZZZZZ		03/21/2013 18:00	4		DB-5MS 250 (um)
ZZZZZ		03/21/2013 18:18	1		DB-5MS 250 (um)
ZZZZZ		03/21/2013 18:37	1		DB-5MS 250 (um)
ZZZZZ		03/21/2013 18:56	1		DB-5MS 250 (um)
ZZZZZ		03/21/2013 19:14	1		DB-5MS 250 (um)
ZZZZZ		03/21/2013 19:32	4		DB-5MS 250 (um)
ZZZZZ		03/21/2013 19:51	1		DB-5MS 250 (um)
ZZZZZ		03/21/2013 20:09	1		DB-5MS 250 (um)
MB 660-135556/1-A		03/21/2013 20:27	1	1CC21032.D	DB-5MS 250 (um)
LCS 660-135556/2-A		03/21/2013 20:46	1	1CC21033.D	DB-5MS 250 (um)
ZZZZZ		03/21/2013 21:04	1		DB-5MS 250 (um)
ZZZZZ		03/21/2013 21:22	1		DB-5MS 250 (um)
680-88298-21	FM0020C-CS	03/21/2013 21:40	1	1CC21036.D	DB-5MS 250 (um)
680-88298-21 MS	FM0020C-CS MS	03/21/2013 21:59	1	1CC21037.D	DB-5MS 250 (um)
680-88298-21 MSD	FM0020C-CS MSD	03/21/2013 22:17	1	1CC21038.D	DB-5MS 250 (um)
680-88298-22	FM0020D-GS	03/21/2013 22:36	1	1CC21039.D	DB-5MS 250 (um)
680-88298-23	FM0334A-CS	03/21/2013 22:54	1	1CC21040.D	DB-5MS 250 (um)
680-88298-24	FM0334B-CS	03/21/2013 23:13	1	1CC21041.D	DB-5MS 250 (um)
680-88298-25	HP0021B-CS-SP	03/21/2013 23:31	4	1CC21042.D	DB-5MS 250 (um)

GC/MS SEMI VOA ANALYSIS RUN LOG

Lab Name: TestAmerica Tampa Job No.: 680-88298-2SDG No.: 68088298-2Instrument ID: BSMC5973 Start Date: 03/25/2013 11:38Analysis Batch Number: 135753 End Date: 03/25/2013 22:08

LAB SAMPLE ID	CLIENT SAMPLE ID	DATE ANALYZED	DILUTION FACTOR	LAB FILE ID	COLUMN ID
ZZZZZ		03/25/2013 11:38	1		DB-5MS 250 (um)
ZZZZZ		03/25/2013 11:56	1		DB-5MS 250 (um)
DFTPP 660-135753/2		03/25/2013 12:15	1	1CC25002.D	DB-5MS 250 (um)
CCVIS 660-135753/3		03/25/2013 12:33	1	1CC25003.D	DB-5MS 250 (um)
ZZZZZ		03/25/2013 12:53	1		DB-5MS 250 (um)
ZZZZZ		03/25/2013 13:11	1		DB-5MS 250 (um)
ZZZZZ		03/25/2013 13:30	1		DB-5MS 250 (um)
ZZZZZ		03/25/2013 13:48	1		DB-5MS 250 (um)
ZZZZZ		03/25/2013 14:06	1		DB-5MS 250 (um)
ZZZZZ		03/25/2013 14:24	1		DB-5MS 250 (um)
ZZZZZ		03/25/2013 14:43	1		DB-5MS 250 (um)
ZZZZZ		03/25/2013 15:01	1		DB-5MS 250 (um)
ZZZZZ		03/25/2013 15:20	1		DB-5MS 250 (um)
ZZZZZ		03/25/2013 15:38	1		DB-5MS 250 (um)
ZZZZZ		03/25/2013 15:57	1		DB-5MS 250 (um)
680-88298-28	HP0047B-CS-SP	03/25/2013 20:36	1	1CC25029.D	DB-5MS 250 (um)
680-88298-31	CV0579A-CS-SP	03/25/2013 20:54	1	1CC25030.D	DB-5MS 250 (um)
680-88298-32	CV0579B-CS-SP	03/25/2013 21:13	1	1CC25031.D	DB-5MS 250 (um)
ZZZZZ		03/25/2013 21:31	4		DB-5MS 250 (um)
ZZZZZ		03/25/2013 21:49	1		DB-5MS 250 (um)
ZZZZZ		03/25/2013 22:08	1		DB-5MS 250 (um)

GC/MS SEMI VOA BATCH WORKSHEET

Lab Name: TestAmerica Tampa Job No.: 680-88298-2SDG No.: 68088298-2Batch Number: 135556 Batch Start Date: 03/20/13 08:31 Batch Analyst: Cerome, SaurelBatch Method: 3546 Batch End Date: 03/27/13 15:00

Lab Sample ID	Client Sample ID	Method Chain	Basis	InitialAmount	FinalAmount	EX-625LVI SPK 00020	EXLLSURINT 00177		
MB 660-135556/1		3546, 8270C LL		15.40 g	1 mL		1 mL		
LCS 660-135556/2		3546, 8270C LL		15.05 g	1 mL	1 mL	1 mL		
680-88298-A-21	FM0020C-CS	3546, 8270C LL	T	15.12 g	1 mL		1 mL		
680-88298-A-21 MS	FM0020C-CS	3546, 8270C LL	T	15.14 g	1 mL	1 mL	1 mL		
680-88298-A-21 MSD	FM0020C-CS	3546, 8270C LL	T	15.13 g	1 mL	1 mL	1 mL		
680-88298-A-22	FM0020D-GS	3546, 8270C LL	T	15.23 g	1 mL		1 mL		
680-88298-A-23	FM0334A-CS	3546, 8270C LL	T	15.16 g	1 mL		1 mL		
680-88298-A-24	FM0334B-CS	3546, 8270C LL	T	15.17 g	1 mL		1 mL		
680-88298-A-25	HP0021B-CS-SP	3546, 8270C LL	T	15.16 g	1 mL		1 mL		
680-88298-A-26	HP0021A-CS-SP	3546, 8270C LL	T	15.45 g	1 mL		1 mL		
680-88298-A-27	HP0047A-CS-SP	3546, 8270C LL	T	15.40 g	1 mL		1 mL		
680-88298-A-28	HP0047B-CS-SP	3546, 8270C LL	T	15.04 g	1 mL		1 mL		
680-88298-A-29	CV0578A-CS-SP	3546, 8270C LL	T	15.24 g	1 mL		1 mL		
680-88298-A-30	CV0578B-CS-SP	3546, 8270C LL	T	15.08 g	1 mL		1 mL		
680-88298-A-31	CV0579A-CS-SP	3546, 8270C LL	T	15.09 g	1 mL		1 mL		
680-88298-A-32	CV0579B-CS-SP	3546, 8270C LL	T	14.96 g	1 mL		1 mL		

The pound sign (#) in the amount added field denotes that the reagent was used undiluted. All calculations are performed using the stated concentration for this reagent.

8270C LL

Page 1 of 2

GC/MS SEMI VOA BATCH WORKSHEET

Lab Name: TestAmerica Tampa Job No.: 680-88298-2SDG No.: 68088298-2Batch Number: 135556 Batch Start Date: 03/20/13 08:31 Batch Analyst: Cerome, SaurelBatch Method: 3546 Batch End Date: 03/27/13 15:00

Batch Notes	
Acetone Lot #	EX-ACETON BOT_49
Balance ID	B001
Batch Comment	NONE
Person's name who did the concentration	SAUREL
Exchange Solvent Lot #	EX-MC CYCL_54
Exchange Solvent Name	DCM
Final Concentrator Volume	1 mL
MeCL2 Lot #	EX-MC CYCL_54
MeCl2/Acetone Lot #	DCM/ACETON 45
Microwave Start Time	10:00 3/20/13
Microwave Stop Time	10:35 3/20/13
Na2SO4 Lot Number	EX-NA2S04A_64
Ottawa Sand Lot #	EX-OTTOWA SAND 13
Person's name who did the prep	SAUREL
SOP Number	TP-EX-014
Person who witnessed spiking	AG
Surrogate Lot Number	EXLLSURINT_177
Water Bath ID	TURBOVAP2 #1/2/3/4
Water Bath Temperature	40

Basis	Basis Description
T	Total/NA

The pound sign (#) in the amount added field denotes that the reagent was used undiluted. All calculations are performed using the stated concentration for this reagent.

GENERAL CHEMISTRY

COVER PAGE
GENERAL CHEMISTRY

Lab Name: TestAmerica Tampa Job Number: 680-88298-2

SDG No.: 68088298-2

Project: 35th Avenue Superfund Site

Client Sample ID	Lab Sample ID
<u>FM0020C-CS</u>	<u>680-88298-21</u>
<u>FM0020D-GS</u>	<u>680-88298-22</u>
<u>FM0334A-CS</u>	<u>680-88298-23</u>
<u>FM0334B-CS</u>	<u>680-88298-24</u>
<u>HP0021B-CS-SP</u>	<u>680-88298-25</u>
<u>HP0021A-CS-SP</u>	<u>680-88298-26</u>
<u>HP0047A-CS-SP</u>	<u>680-88298-27</u>
<u>HP0047B-CS-SP</u>	<u>680-88298-28</u>
<u>CV0578A-CS-SP</u>	<u>680-88298-29</u>
<u>CV0578B-CS-SP</u>	<u>680-88298-30</u>
<u>CV0579A-CS-SP</u>	<u>680-88298-31</u>
<u>CV0579B-CS-SP</u>	<u>680-88298-32</u>

Comments:

9-IN
DETECTION LIMITS
GENERAL CHEMISTRY

Lab Name: TestAmerica Tampa Job Number: 680-88298-2
SDG Number: 68088298-2
Matrix: Solid Instrument ID: Moisture
Method: Moisture RL Date: 01/01/2004 18:10

Analyte	Wavelength/ Mass	RL (%)	
Percent Moisture		0.1	

9-IN
CALIBRATION BLANK DETECTION LIMITS
GENERAL CHEMISTRY

Lab Name: TestAmerica Tampa Job Number: 680-88298-2
SDG Number: 68088298-2
Matrix: Solid Instrument ID: Moisture
Method: Moisture XRL Date: 04/12/2010 08:14

Analyte	Wavelength/ Mass	XRL (%)	
Percent Moisture		0.1	

9-IN
DETECTION LIMITS
GENERAL CHEMISTRY

Lab Name: TestAmerica Tampa Job Number: 680-88298-2
SDG Number: 68088298-2
Matrix: Solid Instrument ID: NOEQUIP
Method: Moisture RL Date: 01/01/2004 18:10

Analyte	Wavelength/ Mass	RL (%)	
Percent Moisture		0.1	

9-IN
CALIBRATION BLANK DETECTION LIMITS
GENERAL CHEMISTRY

Lab Name: TestAmerica Tampa Job Number: 680-88298-2
SDG Number: 68088298-2
Matrix: Solid Instrument ID: NOEQUIP
Method: Moisture XRL Date: 04/12/2010 08:14

Analyte	Wavelength/ Mass	XRL (%)	
Percent Moisture		0.1	

13-IN
ANALYSIS RUN LOG
GENERAL CHEMISTRY

Lab Name: TestAmerica Tampa Job No.: 680-88298-2

SDG No.: 68088298-2

Instrument ID: Moisture Method: Moisture

Start Date: 03/18/2013 09:28 End Date: 03/18/2013 12:12

Lab Sample ID	D / F	T y p e	Time	Analytes															
				M o i s t															
LCS 660-135504/1	1	T	09:28	X															
LCSD 660-135504/12	1	T	09:28	X															
680-88298-32	1	T	10:11	X															
680-88298-31	1	T	10:12	X															
680-88298-23	1	T	10:29	X															
680-88298-22	1	T	10:52	X															
680-88298-24	1	T	11:11	X															
680-88298-25	1	T	11:19	X															
ZZZZZZ			11:27																
ZZZZZZ			11:43																
680-88298-27	1	T	12:04	X															
680-88298-26	1	T	12:12	X															

Prep Types
T = Total/NA

13-IN
ANALYSIS RUN LOG
GENERAL CHEMISTRY

Lab Name: TestAmerica Tampa Job No.: 680-88298-2

SDG No.: 68088298-2

Instrument ID: Moisture Method: Moisture

Start Date: 03/18/2013 12:56 End Date: 03/18/2013 14:35

Lab Sample ID	D / F	T y p e	Time	Analytes																		
				M o i s t																		
LCSD 660-135509/10	1	T	12:56	X																		
LCS 660-135509/1	1	T	12:57	X																		
680-88298-29	1	T	13:11	X																		
680-88298-28	1	T	13:15	X																		
680-88298-30	1	T	13:26	X																		
ZZZZZZ			13:29																			
ZZZZZZ			13:41																			
ZZZZZZ			13:44																			
ZZZZZZ			14:11																			
ZZZZZZ			14:35																			

Prep Types
T = Total/NA

13-IN
ANALYSIS RUN LOG
GENERAL CHEMISTRY

Lab Name: TestAmerica Tampa Job No.: 680-88298-2

SDG No.: 68088298-2

Instrument ID: NOEQUIP Method: Moisture

Start Date: 03/18/2013 08:34 End Date: 03/18/2013 08:34

Lab Sample ID	D / F	T y p e	Time	Analytes															
				M o i s t															
MB 660-135482/1	1	T	08:34	X															
ZZZZZZ			08:34																
ZZZZZZ			08:34																
ZZZZZZ			08:34																
ZZZZZZ			08:34																
ZZZZZZ			08:34																
ZZZZZZ			08:34																
ZZZZZZ			08:34																
ZZZZZZ			08:34																
ZZZZZZ			08:34																
ZZZZZZ			08:34																
ZZZZZZ			08:34																
ZZZZZZ			08:34																
ZZZZZZ			08:34																
ZZZZZZ			08:34																
ZZZZZZ			08:34																
ZZZZZZ			08:34																
ZZZZZZ			08:34																
ZZZZZZ			08:34																
ZZZZZZ			08:34																
ZZZZZZ			08:34																
ZZZZZZ			08:34																
ZZZZZZ			08:34																
ZZZZZZ			08:34																
ZZZZZZ			08:34																
ZZZZZZ			08:34																
ZZZZZZ			08:34																
ZZZZZZ			08:34																
ZZZZZZ			08:34																
ZZZZZZ			08:34																
ZZZZZZ			08:34																
ZZZZZZ			08:34																
ZZZZZZ			08:34																
680-88298-21	1	T	08:34	X															

13-IN
ANALYSIS RUN LOG
GENERAL CHEMISTRY

Lab Name: TestAmerica Tampa Job No.: 680-88298-2

SDG No.: 68088298-2

Instrument ID: NOEQUIP Method: Moisture

Start Date: 03/18/2013 08:34 End Date: 03/18/2013 08:34

Lab Sample ID	D / F	T y p e	Time	Analytes															
				M o i s t															
680-88298-21 MS	1	T	08:34	X															
680-88298-21 MSD	1	T	08:34	X															
ZZZZZZ			08:34																
ZZZZZZ			08:34																
ZZZZZZ			08:34																
ZZZZZZ			08:34																
ZZZZZZ			08:34																
ZZZZZZ			08:34																
ZZZZZZ			08:34																
ZZZZZZ			08:34																
ZZZZZZ			08:34																
ZZZZZZ			08:34																
ZZZZZZ			08:34																

Prep Types
T = Total/NA

GENERAL CHEMISTRY BATCH WORKSHEET

Lab Name: TestAmerica Tampa Job No.: 680-88298-2

SDG No.: 68088298-2

Batch Number: 135482 Batch Start Date: 03/18/13 08:34 Batch Analyst: Galio, Andrew

Batch Method: Moisture Batch End Date: _____

Lab Sample ID	Client Sample ID	Method Chain	Basis	DISH#	DishWeight	SampleMassWet	SampleMassDry		
MB 660-135482/1		Moisture		mb	0 g	9.60 g	9.60 g		
680-88298-A-21	FM0020C-CS	Moisture	T	38	0 g	4.38 g	3.00 g		
680-88298-A-21 MS	FM0020C-CS	Moisture	T	38	0 g	4.38 g	3.00 g		
680-88298-A-21 MSD	FM0020C-CS	Moisture	T	38	0 g	4.38 g	3.00 g		

Batch Notes	
Balance ID	2 No Unit
Date samples were placed in the oven	3.18.13
Oven Temp when samples are put in oven	106 Degrees C
Time samples were place in the oven	09:08
Date samples were removed from oven	3.18.13
Oven Temp when samples removed from oven	105.8 Degrees C
Time Samples were removed from oven	13:10
Oven ID	4
Uncorrected In Temperature	105 Celsius
Uncorrected Out Temperature	104.8 Celsius

Basis	Basis Description
T	Total/NA

The pound sign (#) in the amount added field denotes that the reagent was used undiluted. All calculations are performed using the stated concentration for this reagent.

Moisture

GENERAL CHEMISTRY BATCH WORKSHEET

Lab Name: TestAmerica Tampa Job No.: 680-88298-2

SDG No.: 68088298-2

Batch Number: 135504 Batch Start Date: 03/18/13 09:28 Batch Analyst: Galio, Andrew

Batch Method: Moisture Batch End Date: _____

Lab Sample ID	Client Sample ID	Method Chain	Basis	DishWeight	SampleMassWet	SampleMassDry			
LCS 660-135504/1		Moisture		0 g	10.042 g	9.025 g			
680-88298-A-31	CV0579A-CS-SP	Moisture	T	0 g	4.442 g	3.493 g			
680-88298-A-22	FM0020D-GS	Moisture	T	0 g	4.228 g	2.36 g			
680-88298-A-25	HP0021B-CS-SP	Moisture	T	0 g	4.005 g	3.127 g			
680-88298-A-26	HP0021A-CS-SP	Moisture	T	0 g	4.627 g	3.515 g			
680-88298-A-27	HP0047A-CS-SP	Moisture	T	0 g	4.272 g	3.656 g			
680-88298-A-24	FM0334B-CS	Moisture	T	0 g	4.72 g	3.601 g			
680-88298-A-23	FM0334A-CS	Moisture	T	0 g	4.588 g	3.418 g			
680-88298-A-32	CV0579B-CS-SP	Moisture	T	0 g	4.888 g	3.789 g			
LCSD 660-135504/12		Moisture		0 g	10.068 g	9.017 g			

Batch Notes	
Oven ID	HB43-1, HB43-2

Basis	Basis Description
T	Total/NA

The pound sign (#) in the amount added field denotes that the reagent was used undiluted. All calculations are performed using the stated concentration for this reagent.

Moisture

GENERAL CHEMISTRY BATCH WORKSHEET

Lab Name: TestAmerica Tampa Job No.: 680-88298-2

SDG No.: 68088298-2

Batch Number: 135509 Batch Start Date: 03/18/13 12:56 Batch Analyst: Galio, Andrew

Batch Method: Moisture Batch End Date: _____

Lab Sample ID	Client Sample ID	Method Chain	Basis	DishWeight	SampleMassWet	SampleMassDry			
LCS 660-135509/1		Moisture		0 g	10.037 g	9.03 g			
680-88298-A-29	CV0578A-CS-SP	Moisture	T	0 g	4.609 g	3.675 g			
680-88298-A-30	CV0578B-CS-SP	Moisture	T	0 g	4.183 g	3.219 g			
680-88298-A-28	HP0047B-CS-SP	Moisture	T	0 g	4.254 g	3.382 g			
LCSD 660-135509/10		Moisture		0 g	10.046 g	9.025 g			

Batch Notes	
Oven ID	HB43-1, HB43-2

Basis	Basis Description
T	Total/NA

The pound sign (#) in the amount added field denotes that the reagent was used undiluted. All calculations are performed using the stated concentration for this reagent.

Moisture

Shipping and Receiving Documents

ANALYSIS REQUEST AND CHAIN OF CUSTODY RECORD

TestAmerica

THE LEADER IN ENVIRONMENTAL TESTING

TestAmerica Savannah
5102 LaRoche Avenue
Savannah, GA 31404

Website: www.testamericainc.com
Phone: (912) 354-7858
Fax: (912) 352-0165

Alternate Laboratory Name/Location

Phone:
Fax:

PROJECT REFERENCE <i>35th Ave Removal</i>	PROJECT NO. <i>2005148-1356</i>	PROJECT LOCATION (STATE) <i>AL</i>	MATRIX TYPE	REQUIRED ANALYSIS										PAGE <i>2</i>	OF <i>3</i>								
TAL (LAB) PROJECT MANAGER <i>Lisa Haney</i>	P.O. NUMBER	CONTRACT NO.	COMPOSITE (C) OR GRAB (G) INDICATE	AQUEOUS (WATER)	SOLID OR SEMISOLID	AIR	NONAQUEOUS LIQUID (OIL, SOLVENT, ...)	<i>LLCAP</i>	<i>PCRA 8</i>												STANDARD REPORT DELIVERY	<input type="checkbox"/>	DATE DUE _____
CLIENT FAX		PRESERVATIVE																			EXPEDITED REPORT DELIVERY (SURCHARGE)	<input type="checkbox"/>	DATE DUE _____
CLIENT NAME		CLIENT ADDRESS		COMPANY CONTRACTING THIS WORK (if applicable)										NUMBER OF COOLERS SUBMITTED PER SHIPMENT:									

(b) (6)
(b) (6)
(b) (6)

SAMPLE		SAMPLE IDENTIFICATION	COMPOSITE (C) OR GRAB (G) INDICATE	AQUEOUS (WATER)	SOLID OR SEMISOLID	AIR	NONAQUEOUS LIQUID (OIL, SOLVENT, ...)	NUMBER OF CONTAINERS SUBMITTED										REMARKS			
DATE	TIME																				
<i>3/12/13</i>	<i>1235</i>	<i>CV1199A-CS</i>	<i>C</i>	<i>✓</i>			<i>X</i>														
	<i>1245</i>	<i>CV1199B-CS</i>	<i>C</i>	<i>✓</i>			<i>X</i>														
	<i>1340</i>	<i>CV1310A-CS</i>	<i>C</i>	<i>✓</i>			<i>X</i>														
	<i>1400</i>	<i>CV1355A-CS</i>	<i>C</i>	<i>✓</i>			<i>X</i>														
	<i>1410</i>	<i>CV1355B-CS</i>	<i>C</i>	<i>✓</i>			<i>X</i>														
	<i>0915</i>	<i>FM0020A-CS</i>	<i>C</i>	<i>✓</i>			<i>X</i>														
	<i>0930</i>	<i>FM0020B-CS</i>	<i>C</i>	<i>✓</i>			<i>X</i>														
	<i>0930</i>	<i>FM0020B-CSD</i>	<i>C</i>	<i>✓</i>			<i>X</i>														
	<i>0945</i>	<i>FM0020C-CS</i>	<i>C</i>	<i>✓</i>			<i>X</i>														
	<i>0950</i>	<i>FM0020D-GS</i>	<i>G</i>	<i>✓</i>			<i>X</i>														
	<i>1015</i>	<i>FM0334A-CS</i>	<i>C</i>	<i>✓</i>			<i>X</i>														
	<i>1025</i>	<i>FM0334B-CS</i>	<i>C</i>	<i>✓</i>			<i>X</i>														

RELINQUISHED BY: (SIGNATURE) <i>[Signature]</i>	DATE <i>3/13/13</i>	TIME <i>1000</i>	RELINQUISHED BY: (SIGNATURE)	DATE	TIME	RELINQUISHED BY: (SIGNATURE)	DATE	TIME
RECEIVED BY: (SIGNATURE)	DATE	TIME	RECEIVED BY: (SIGNATURE)	DATE	TIME	RECEIVED BY: (SIGNATURE)	DATE	TIME

LABORATORY USE ONLY							
RECEIVED FOR LABORATORY BY: (SIGNATURE) <i>[Signature]</i>	DATE <i>3/14/13</i>	TIME <i>0944</i>	CUSTODY INTACT YES <input type="checkbox"/> NO <input type="checkbox"/>	CUSTODY SEAL NO.	SAVANNAH LOG NO. <i>680</i> <i>88298</i>	LABORATORY REMARKS <i>1.4 cc</i>	

ANALYSIS REQUEST AND CHAIN OF CUSTODY RECORD

TestAmerica

THE LEADER IN ENVIRONMENTAL TESTING

TestAmerica Savannah
5102 LaRoche Avenue
Savannah, GA 31404

Website: www.testamericainc.com
Phone: (912) 354-7858
Fax: (912) 352-0165

Alternate Laboratory Name/Location

Phone:
Fax:

PROJECT REFERENCE <i>25th Ave Removal</i>	PROJECT NO. <i>2005148-1356</i>	PROJECT LOCATION (STATE) <i>AL</i>	MATRIX TYPE	REQUIRED ANALYSIS	PAGE <i>3</i> OF <i>3</i>
--	------------------------------------	---------------------------------------	-------------	-------------------	---------------------------

TAL (LAB) PROJECT MANAGER <i>Lisa Nalley</i>	P.O. NUMBER	CONTRACT NO.	CLIENT FAX	STANDARD REPORT DELIVERY	<i>0</i>
---	-------------	--------------	------------	--------------------------	----------

CLIENT NAME <i>(b) (6)</i>	CLIENT E-MAIL <i>(b) (6)</i>	DATE DUE	EXPEDITED REPORT DELIVERY (SURCHARGE)	<i>0</i>	DATE DUE
-------------------------------	---------------------------------	----------	---------------------------------------	----------	----------

COMPANY CONTRACTING THIS WORK (if applicable)	PRESERVATIVE	NUMBER OF COOLERS SUBMITTED PER SHIPMENT:
---	---------------------	---

SAMPLE		SAMPLE IDENTIFICATION	COMPOSITE (C) OR GRAB (G) INDICATE	AQUEOUS (WATER)	SOLID OR SEMISOLID	AIR	NONAQUEOUS LIQUID (OIL, SOLVENT, ...)	NUMBER OF CONTAINERS SUBMITTED										REMARKS	
DATE	TIME							1	2	3	4	5	6	7	8	9	10		
<i>3/12/13</i>	<i>1307</i>	<i>NP0021B-CS-SP</i>	<i>C</i>	<i>✓</i>			<i>X</i>												
	<i>1354</i>	<i>NP0021A-CS-SP</i>	<i>C</i>	<i>✓</i>			<i>X</i>												
	<i>1340</i>	<i>NP0047A-CS-SP</i>	<i>C</i>	<i>✓</i>			<i>X</i>												
	<i>1352</i>	<i>NP0047B-CS-SP</i>	<i>C</i>	<i>✓</i>			<i>X</i>												
	<i>1440</i>	<i>CV0578A-CS-SP</i>	<i>C</i>	<i>✓</i>			<i>X</i>												
	<i>1451</i>	<i>CV0578B-CS-SP</i>	<i>C</i>	<i>✓</i>			<i>X</i>												
	<i>1505</i>	<i>CV0579A-CS-SP</i>	<i>C</i>	<i>✓</i>			<i>X</i>												
	<i>1516</i>	<i>CV0579B-CS-SP</i>	<i>C</i>	<i>✓</i>			<i>X</i>	<i>X</i>											
	<i>1022</i>	<i>CV0169B-CS-SP (sieve)</i>	<i>C</i>	<i>✓</i>														<i>X</i>	
	<i>1516</i>	<i>CV0579B-CS-SP (sieve)</i>	<i>C</i>	<i>✓</i>														<i>X</i>	
	<i>1050</i>	<i>CV1033A-CS (sieve)</i>	<i>C</i>	<i>✓</i>														<i>X</i>	

RELINQUISHED BY: (SIGNATURE) <i>[Signature]</i>	DATE <i>3/13/13</i>	TIME <i>1800</i>	RELINQUISHED BY: (SIGNATURE)	DATE	TIME	RELINQUISHED BY: (SIGNATURE)	DATE	TIME
RECEIVED BY: (SIGNATURE)	DATE	TIME	RECEIVED BY: (SIGNATURE)	DATE	TIME	RECEIVED BY: (SIGNATURE)	DATE	TIME

LABORATORY USE ONLY								
RECEIVED FOR LABORATORY BY: (SIGNATURE) <i>[Signature]</i>	DATE <i>03/14/13</i>	TIME <i>0944</i>	CUSTODY INTACT YES <input type="radio"/> NO <input type="radio"/>	CUSTODY SEAL NO.	SAVANNAH LOG NO. <i>88298</i>	LABORATORY REMARKS <i>1.4°C</i>		

Login Sample Receipt Checklist

Client: Oneida Total Integrated Enterprises LLC

Job Number: 680-88298-2

SDG Number: 68088298-2

Login Number: 88298

List Source: TestAmerica Savannah

List Number: 1

Creator: Barnett, Eddie T

Question	Answer	Comment
Radioactivity wasn't checked or is \leq background as measured by a survey meter.	N/A	
The cooler's custody seal, if present, is intact.	True	
Sample custody seals, if present, are intact.	True	
The cooler or samples do not appear to have been compromised or tampered with.	True	
Samples were received on ice.	True	
Cooler Temperature is acceptable.	True	
Cooler Temperature is recorded.	True	
COC is present.	True	
COC is filled out in ink and legible.	True	
COC is filled out with all pertinent information.	True	
Is the Field Sampler's name present on COC?	N/A	
There are no discrepancies between the containers received and the COC.	True	
Samples are received within Holding Time.	True	
Sample containers have legible labels.	True	
Containers are not broken or leaking.	True	
Sample collection date/times are provided.	True	
Appropriate sample containers are used.	True	
Sample bottles are completely filled.	True	
Sample Preservation Verified.	True	
There is sufficient vol. for all requested analyses, incl. any requested MS/MSDs	True	
Containers requiring zero headspace have no headspace or bubble is $<6\text{mm}$ (1/4").	N/A	
Multiphasic samples are not present.	True	
Samples do not require splitting or compositing.	True	
Residual Chlorine Checked.	N/A	

Login Sample Receipt Checklist

Client: Oneida Total Integrated Enterprises LLC

Job Number: 680-88298-2

SDG Number: 68088298-2

Login Number: 88298

List Source: TestAmerica Tampa

List Number: 1

List Creation: 03/15/13 10:19 AM

Creator: McNulty, Carol

Question	Answer	Comment
Radioactivity wasn't checked or is \leq background as measured by a survey meter.	True	
The cooler's custody seal, if present, is intact.	True	
Sample custody seals, if present, are intact.	True	
The cooler or samples do not appear to have been compromised or tampered with.	True	
Samples were received on ice.	True	
Cooler Temperature is acceptable.	True	
Cooler Temperature is recorded.	True	
COC is present.	True	
COC is filled out in ink and legible.	True	
COC is filled out with all pertinent information.	True	
Is the Field Sampler's name present on COC?	True	
There are no discrepancies between the containers received and the COC.	True	
Samples are received within Holding Time.	True	
Sample containers have legible labels.	True	
Containers are not broken or leaking.	True	
Sample collection date/times are provided.	True	
Appropriate sample containers are used.	True	
Sample bottles are completely filled.	True	
Sample Preservation Verified.	True	
There is sufficient vol. for all requested analyses, incl. any requested MS/MSDs	True	
Containers requiring zero headspace have no headspace or bubble is $<6\text{mm}$ (1/4").	True	
Multiphasic samples are not present.	True	
Samples do not require splitting or compositing.	True	
Residual Chlorine Checked.	True	

TestAmerica

THE LEADER IN ENVIRONMENTAL TESTING

ANALYTICAL REPORT

TestAmerica Laboratories, Inc.

TestAmerica Savannah

5102 LaRoche Avenue

Savannah, GA 31404

Tel: (912)354-7858

TestAmerica Job ID: 680-88298-2

TestAmerica Sample Delivery Group: 68088298-2

Client Project/Site: 35th Avenue Superfund Site

For:

Oneida Total Integrated Enterprises LLC

1220 Kennestone Circle

Suite 106

Marietta, Georgia 30060

Attn: Ms. Limari F Krebs



Authorized for release by:

3/26/2013 5:28:17 PM

Bernard Kirkland

Project Manager I

bernard.kirkland@testamericainc.com

Designee for

Lisa Harvey

Project Manager II

lisa.harvey@testamericainc.com

The test results in this report meet all 2003 NELAC and 2009 TNI requirements for accredited parameters, exceptions are noted in this report. This report may not be reproduced except in full, and with written approval from the laboratory. For questions please contact the Project Manager at the e-mail address or telephone number listed on this page.

This report has been electronically signed and authorized by the signatory. Electronic signature is intended to be the legally binding equivalent of a traditionally handwritten signature.

Results relate only to the items tested and the sample(s) as received by the laboratory.



LINKS

Review your project
results through

TotalAccess

Have a Question?



Visit us at:

www.testamericainc.com

1

2

3

4

5

6

7

8

9

10

11

12

Case Narrative

Client: Oneida Total Integrated Enterprises LLC
Project/Site: 35th Avenue Superfund Site

TestAmerica Job ID: 680-88298-2
SDG: 68088298-2

Job ID: 680-88298-2

Laboratory: TestAmerica Savannah

Narrative

CASE NARRATIVE

Client: Oneida Total Integrated Enterprises LLC

Project: 35th Avenue Superfund Site

Report Number: 680-88298-2

With the exceptions noted as flags or footnotes, standard analytical protocols were followed in the analysis of the samples and no problems were encountered or anomalies observed. In addition all laboratory quality control samples were within established control limits, with any exceptions noted below. Each sample was analyzed to achieve the lowest possible reporting limit within the constraints of the method. In some cases, due to interference or analytes present at high concentrations, samples were diluted. For diluted samples, the reporting limits are adjusted relative to the dilution required.

Calculations are performed before rounding to avoid round-off errors in calculated results.

All holding times were met and proper preservation noted for the methods performed on these samples, unless otherwise detailed in the individual sections below.

RECEIPT

The samples were received on 03/14/2013; the samples arrived in good condition, properly preserved and on ice. The temperature of the coolers at receipt was 1.4 C.

SEMIVOLATILE ORGANIC COMPOUNDS BY GCMS - LOW LEVEL

Samples FM0020C-CS (680-88298-21), FM0020D-GS (680-88298-22), FM0334A-CS (680-88298-23), FM0334B-CS (680-88298-24), HP0021B-CS-SP (680-88298-25), HP0021A-CS-SP (680-88298-26), HP0047A-CS-SP (680-88298-27), HP0047B-CS-SP (680-88298-28), CV0578A-CS-SP (680-88298-29), CV0578B-CS-SP (680-88298-30), CV0579A-CS-SP (680-88298-31) and CV0579B-CS-SP (680-88298-32) were analyzed for Semivolatile Organic Compounds by GCMS - Low Level in accordance with EPA SW-846 Method 8270C. The samples were prepared on 03/20/2013 and analyzed on 03/21/2013, 03/22/2013 and 03/25/2013.

Samples HP0021B-CS-SP (680-88298-25)[4X] and CV0578A-CS-SP (680-88298-29)[4X] required dilution prior to analysis. The reporting limits have been adjusted accordingly.

No difficulties were encountered during the SVOAs analyses.

All quality control parameters were within the acceptance limits.

Sample Summary

Client: Oneida Total Integrated Enterprises LLC
Project/Site: 35th Avenue Superfund Site

TestAmerica Job ID: 680-88298-2
SDG: 68088298-2

Lab Sample ID	Client Sample ID	Matrix	Collected	Received
680-88298-21	FM0020C-CS	Solid	03/12/13 09:45	03/14/13 09:44
680-88298-22	FM0020D-GS	Solid	03/12/13 09:50	03/14/13 09:44
680-88298-23	FM0334A-CS	Solid	03/12/13 10:15	03/14/13 09:44
680-88298-24	FM0334B-CS	Solid	03/12/13 10:25	03/14/13 09:44
680-88298-25	HP0021B-CS-SP	Solid	03/12/13 13:07	03/14/13 09:44
680-88298-26	HP0021A-CS-SP	Solid	03/12/13 12:54	03/14/13 09:44
680-88298-27	HP0047A-CS-SP	Solid	03/12/13 13:40	03/14/13 09:44
680-88298-28	HP0047B-CS-SP	Solid	03/12/13 13:52	03/14/13 09:44
680-88298-29	CV0578A-CS-SP	Solid	03/12/13 14:40	03/14/13 09:44
680-88298-30	CV0578B-CS-SP	Solid	03/12/13 14:51	03/14/13 09:44
680-88298-31	CV0579A-CS-SP	Solid	03/12/13 15:05	03/14/13 09:44
680-88298-32	CV0579B-CS-SP	Solid	03/12/13 15:16	03/14/13 09:44

Method Summary

Client: Oneida Total Integrated Enterprises LLC
Project/Site: 35th Avenue Superfund Site

TestAmerica Job ID: 680-88298-2
SDG: 68088298-2

Method	Method Description	Protocol	Laboratory
8270C LL	Semivolatile Organic Compounds by GCMS - Low Levels	SW846	TAL TAM
Moisture	Percent Moisture	EPA	TAL TAM

Protocol References:

EPA = US Environmental Protection Agency

SW846 = "Test Methods For Evaluating Solid Waste, Physical/Chemical Methods", Third Edition, November 1986 And Its Updates.

Laboratory References:

TAL TAM = TestAmerica Tampa, 6712 Benjamin Road, Suite 100, Tampa, FL 33634, TEL (813)885-7427

1

2

3

4

5

6

7

8

9

10

11

12

Definitions/Glossary

Client: Oneida Total Integrated Enterprises LLC
Project/Site: 35th Avenue Superfund Site

TestAmerica Job ID: 680-88298-2
SDG: 68088298-2

Qualifiers

GC/MS Semi VOA

Qualifier	Qualifier Description
J	Result is less than the RL but greater than or equal to the MDL and the concentration is an approximate value.
U	Indicates the analyte was analyzed for but not detected.

Glossary

Abbreviation	These commonly used abbreviations may or may not be present in this report.
□	Listed under the "D" column to designate that the result is reported on a dry weight basis
%R	Percent Recovery
CNF	Contains no Free Liquid
DER	Duplicate error ratio (normalized absolute difference)
DL, RA, RE, IN	Indicates a Dilution, Re-analysis, Re-extraction, or additional Initial metals/anion analysis of the sample
DLC	Decision level concentration
MDA	Minimum detectable activity
EDL	Estimated Detection Limit
MDC	Minimum detectable concentration
MDL	Method Detection Limit
ML	Minimum Level (Dioxin)
ND	Not detected at the reporting limit (or MDL or EDL if shown)
PQL	Practical Quantitation Limit
QC	Quality Control
RER	Relative error ratio
RL	Reporting Limit or Requested Limit (Radiochemistry)
RPD	Relative Percent Difference, a measure of the relative difference between two points
TEF	Toxicity Equivalent Factor (Dioxin)
TEQ	Toxicity Equivalent Quotient (Dioxin)

Client Sample Results

Client: Oneida Total Integrated Enterprises LLC
 Project/Site: 35th Avenue Superfund Site

TestAmerica Job ID: 680-88298-2
 SDG: 68088298-2

Client Sample ID: FM0020C-CS

Lab Sample ID: 680-88298-21

Date Collected: 03/12/13 09:45

Matrix: Solid

Date Received: 03/14/13 09:44

Percent Solids: 68.5

Method: 8270C LL - Semivolatile Organic Compounds by GCMS - Low Levels

Analyte	Result	Qualifier	RL	MDL	Unit	D	Prepared	Analyzed	Dil Fac
Acenaphthene	140	U	140	29	ug/Kg	☼	03/20/13 08:31	03/21/13 21:40	1
Acenaphthylene	58	U	58	7.2	ug/Kg	☼	03/20/13 08:31	03/21/13 21:40	1
Anthracene	18		12	6.1	ug/Kg	☼	03/20/13 08:31	03/21/13 21:40	1
Benzo[a]anthracene	86		12	5.6	ug/Kg	☼	03/20/13 08:31	03/21/13 21:40	1
Benzo[a]pyrene	70		15	7.5	ug/Kg	☼	03/20/13 08:31	03/21/13 21:40	1
Benzo[b]fluoranthene	110		18	8.8	ug/Kg	☼	03/20/13 08:31	03/21/13 21:40	1
Benzo[g,h,i]perylene	36		29	6.4	ug/Kg	☼	03/20/13 08:31	03/21/13 21:40	1
Benzo[k]fluoranthene	55		12	5.2	ug/Kg	☼	03/20/13 08:31	03/21/13 21:40	1
Chrysene	86		13	6.5	ug/Kg	☼	03/20/13 08:31	03/21/13 21:40	1
Dibenz(a,h)anthracene	18	J	29	5.9	ug/Kg	☼	03/20/13 08:31	03/21/13 21:40	1
Fluoranthene	150		29	5.8	ug/Kg	☼	03/20/13 08:31	03/21/13 21:40	1
Fluorene	12	J	29	5.9	ug/Kg	☼	03/20/13 08:31	03/21/13 21:40	1
Indeno[1,2,3-cd]pyrene	35		29	10	ug/Kg	☼	03/20/13 08:31	03/21/13 21:40	1
1-Methylnaphthalene	39	J	58	6.4	ug/Kg	☼	03/20/13 08:31	03/21/13 21:40	1
2-Methylnaphthalene	60		58	10	ug/Kg	☼	03/20/13 08:31	03/21/13 21:40	1
Naphthalene	83		58	6.4	ug/Kg	☼	03/20/13 08:31	03/21/13 21:40	1
Phenanthrene	110		12	5.6	ug/Kg	☼	03/20/13 08:31	03/21/13 21:40	1
Pyrene	140		29	5.4	ug/Kg	☼	03/20/13 08:31	03/21/13 21:40	1

Surrogate	%Recovery	Qualifier	Limits	Prepared	Analyzed	Dil Fac
<i>o</i> -Terphenyl	62		30 - 130	03/20/13 08:31	03/21/13 21:40	1

Client Sample ID: FM0020D-GS

Lab Sample ID: 680-88298-22

Date Collected: 03/12/13 09:50

Matrix: Solid

Date Received: 03/14/13 09:44

Percent Solids: 55.8

Method: 8270C LL - Semivolatile Organic Compounds by GCMS - Low Levels

Analyte	Result	Qualifier	RL	MDL	Unit	D	Prepared	Analyzed	Dil Fac
Acenaphthene	180	U	180	35	ug/Kg	☼	03/20/13 08:31	03/21/13 22:36	1
Acenaphthylene	71	U	71	8.8	ug/Kg	☼	03/20/13 08:31	03/21/13 22:36	1
Anthracene	15	U	15	7.4	ug/Kg	☼	03/20/13 08:31	03/21/13 22:36	1
Benzo[a]anthracene	22		14	6.9	ug/Kg	☼	03/20/13 08:31	03/21/13 22:36	1
Benzo[a]pyrene	13	J	18	9.2	ug/Kg	☼	03/20/13 08:31	03/21/13 22:36	1
Benzo[b]fluoranthene	31		22	11	ug/Kg	☼	03/20/13 08:31	03/21/13 22:36	1
Benzo[g,h,i]perylene	35	U	35	7.8	ug/Kg	☼	03/20/13 08:31	03/21/13 22:36	1
Benzo[k]fluoranthene	6.9	J	14	6.4	ug/Kg	☼	03/20/13 08:31	03/21/13 22:36	1
Chrysene	19		16	7.9	ug/Kg	☼	03/20/13 08:31	03/21/13 22:36	1
Dibenz(a,h)anthracene	35	U	35	7.2	ug/Kg	☼	03/20/13 08:31	03/21/13 22:36	1
Fluoranthene	24	J	35	7.1	ug/Kg	☼	03/20/13 08:31	03/21/13 22:36	1
Fluorene	35	U	35	7.2	ug/Kg	☼	03/20/13 08:31	03/21/13 22:36	1
Indeno[1,2,3-cd]pyrene	35	U	35	13	ug/Kg	☼	03/20/13 08:31	03/21/13 22:36	1
1-Methylnaphthalene	9.7	J	71	7.8	ug/Kg	☼	03/20/13 08:31	03/21/13 22:36	1
2-Methylnaphthalene	71	U	71	13	ug/Kg	☼	03/20/13 08:31	03/21/13 22:36	1
Naphthalene	16	J	71	7.8	ug/Kg	☼	03/20/13 08:31	03/21/13 22:36	1
Phenanthrene	15		14	6.9	ug/Kg	☼	03/20/13 08:31	03/21/13 22:36	1
Pyrene	29	J	35	6.5	ug/Kg	☼	03/20/13 08:31	03/21/13 22:36	1

Surrogate	%Recovery	Qualifier	Limits	Prepared	Analyzed	Dil Fac
<i>o</i> -Terphenyl	59		30 - 130	03/20/13 08:31	03/21/13 22:36	1

TestAmerica Savannah

Client Sample Results

Client: Oneida Total Integrated Enterprises LLC
 Project/Site: 35th Avenue Superfund Site

TestAmerica Job ID: 680-88298-2
 SDG: 68088298-2

Client Sample ID: FM0334A-CS

Lab Sample ID: 680-88298-23

Date Collected: 03/12/13 10:15

Matrix: Solid

Date Received: 03/14/13 09:44

Percent Solids: 74.5

Method: 8270C LL - Semivolatile Organic Compounds by GCMS - Low Levels

Analyte	Result	Qualifier	RL	MDL	Unit	D	Prepared	Analyzed	Dil Fac
Acenaphthene	130	U	130	27	ug/Kg	☼	03/20/13 08:31	03/21/13 22:54	1
Acenaphthylene	21	J	53	6.6	ug/Kg	☼	03/20/13 08:31	03/21/13 22:54	1
Anthracene	21		11	5.6	ug/Kg	☼	03/20/13 08:31	03/21/13 22:54	1
Benzo[a]anthracene	120		11	5.2	ug/Kg	☼	03/20/13 08:31	03/21/13 22:54	1
Benzo[a]pyrene	110		14	6.9	ug/Kg	☼	03/20/13 08:31	03/21/13 22:54	1
Benzo[b]fluoranthene	200		16	8.1	ug/Kg	☼	03/20/13 08:31	03/21/13 22:54	1
Benzo[g,h,i]perylene	84		27	5.8	ug/Kg	☼	03/20/13 08:31	03/21/13 22:54	1
Benzo[k]fluoranthene	92		11	4.8	ug/Kg	☼	03/20/13 08:31	03/21/13 22:54	1
Chrysene	130		12	6.0	ug/Kg	☼	03/20/13 08:31	03/21/13 22:54	1
Dibenz(a,h)anthracene	27		27	5.4	ug/Kg	☼	03/20/13 08:31	03/21/13 22:54	1
Fluoranthene	200		27	5.3	ug/Kg	☼	03/20/13 08:31	03/21/13 22:54	1
Fluorene	8.4	J	27	5.4	ug/Kg	☼	03/20/13 08:31	03/21/13 22:54	1
Indeno[1,2,3-cd]pyrene	74		27	9.4	ug/Kg	☼	03/20/13 08:31	03/21/13 22:54	1
1-Methylnaphthalene	19	J	53	5.8	ug/Kg	☼	03/20/13 08:31	03/21/13 22:54	1
2-Methylnaphthalene	28	J	53	9.4	ug/Kg	☼	03/20/13 08:31	03/21/13 22:54	1
Naphthalene	36	J	53	5.8	ug/Kg	☼	03/20/13 08:31	03/21/13 22:54	1
Phenanthrene	110		11	5.2	ug/Kg	☼	03/20/13 08:31	03/21/13 22:54	1
Pyrene	190		27	4.9	ug/Kg	☼	03/20/13 08:31	03/21/13 22:54	1
Surrogate	%Recovery	Qualifier	Limits				Prepared	Analyzed	Dil Fac
<i>o</i> -Terphenyl	63		30 - 130				03/20/13 08:31	03/21/13 22:54	1

Client Sample ID: FM0334B-CS

Lab Sample ID: 680-88298-24

Date Collected: 03/12/13 10:25

Matrix: Solid

Date Received: 03/14/13 09:44

Percent Solids: 76.3

Method: 8270C LL - Semivolatile Organic Compounds by GCMS - Low Levels

Analyte	Result	Qualifier	RL	MDL	Unit	D	Prepared	Analyzed	Dil Fac
Acenaphthene	130	U	130	26	ug/Kg	☼	03/20/13 08:31	03/21/13 23:13	1
Acenaphthylene	46	J	52	6.5	ug/Kg	☼	03/20/13 08:31	03/21/13 23:13	1
Anthracene	55		11	5.4	ug/Kg	☼	03/20/13 08:31	03/21/13 23:13	1
Benzo[a]anthracene	300		10	5.1	ug/Kg	☼	03/20/13 08:31	03/21/13 23:13	1
Benzo[a]pyrene	290		13	6.7	ug/Kg	☼	03/20/13 08:31	03/21/13 23:13	1
Benzo[b]fluoranthene	450		16	7.9	ug/Kg	☼	03/20/13 08:31	03/21/13 23:13	1
Benzo[g,h,i]perylene	180		26	5.7	ug/Kg	☼	03/20/13 08:31	03/21/13 23:13	1
Benzo[k]fluoranthene	210		10	4.7	ug/Kg	☼	03/20/13 08:31	03/21/13 23:13	1
Chrysene	320		12	5.8	ug/Kg	☼	03/20/13 08:31	03/21/13 23:13	1
Dibenz(a,h)anthracene	67		26	5.3	ug/Kg	☼	03/20/13 08:31	03/21/13 23:13	1
Fluoranthene	580		26	5.2	ug/Kg	☼	03/20/13 08:31	03/21/13 23:13	1
Fluorene	21	J	26	5.3	ug/Kg	☼	03/20/13 08:31	03/21/13 23:13	1
Indeno[1,2,3-cd]pyrene	160		26	9.2	ug/Kg	☼	03/20/13 08:31	03/21/13 23:13	1
1-Methylnaphthalene	47	J	52	5.7	ug/Kg	☼	03/20/13 08:31	03/21/13 23:13	1
2-Methylnaphthalene	69		52	9.2	ug/Kg	☼	03/20/13 08:31	03/21/13 23:13	1
Naphthalene	62		52	5.7	ug/Kg	☼	03/20/13 08:31	03/21/13 23:13	1
Phenanthrene	300		10	5.1	ug/Kg	☼	03/20/13 08:31	03/21/13 23:13	1
Pyrene	520		26	4.8	ug/Kg	☼	03/20/13 08:31	03/21/13 23:13	1
Surrogate	%Recovery	Qualifier	Limits				Prepared	Analyzed	Dil Fac
<i>o</i> -Terphenyl	58		30 - 130				03/20/13 08:31	03/21/13 23:13	1

TestAmerica Savannah

Client Sample Results

Client: Oneida Total Integrated Enterprises LLC
 Project/Site: 35th Avenue Superfund Site

TestAmerica Job ID: 680-88298-2
 SDG: 68088298-2

Client Sample ID: HP0021B-CS-SP

Lab Sample ID: 680-88298-25

Date Collected: 03/12/13 13:07

Matrix: Solid

Date Received: 03/14/13 09:44

Percent Solids: 78.1

Method: 8270C LL - Semivolatile Organic Compounds by GCMS - Low Levels

Analyte	Result	Qualifier	RL	MDL	Unit	D	Prepared	Analyzed	Dil Fac
Acenaphthene	510	U	510	100	ug/Kg	☼	03/20/13 08:31	03/21/13 23:31	4
Acenaphthylene	38	J	200	25	ug/Kg	☼	03/20/13 08:31	03/21/13 23:31	4
Anthracene	44		43	21	ug/Kg	☼	03/20/13 08:31	03/21/13 23:31	4
Benzo[a]anthracene	130		41	20	ug/Kg	☼	03/20/13 08:31	03/21/13 23:31	4
Benzo[a]pyrene	110		53	26	ug/Kg	☼	03/20/13 08:31	03/21/13 23:31	4
Benzo[b]fluoranthene	210		62	31	ug/Kg	☼	03/20/13 08:31	03/21/13 23:31	4
Benzo[g,h,i]perylene	96	J	100	22	ug/Kg	☼	03/20/13 08:31	03/21/13 23:31	4
Benzo[k]fluoranthene	87		41	18	ug/Kg	☼	03/20/13 08:31	03/21/13 23:31	4
Chrysene	150		46	23	ug/Kg	☼	03/20/13 08:31	03/21/13 23:31	4
Dibenz(a,h)anthracene	43	J	100	21	ug/Kg	☼	03/20/13 08:31	03/21/13 23:31	4
Fluoranthene	140		100	20	ug/Kg	☼	03/20/13 08:31	03/21/13 23:31	4
Fluorene	100	U	100	21	ug/Kg	☼	03/20/13 08:31	03/21/13 23:31	4
Indeno[1,2,3-cd]pyrene	100	U	100	36	ug/Kg	☼	03/20/13 08:31	03/21/13 23:31	4
1-Methylnaphthalene	100	J	200	22	ug/Kg	☼	03/20/13 08:31	03/21/13 23:31	4
2-Methylnaphthalene	120	J	200	36	ug/Kg	☼	03/20/13 08:31	03/21/13 23:31	4
Naphthalene	110	J	200	22	ug/Kg	☼	03/20/13 08:31	03/21/13 23:31	4
Phenanthrene	130		41	20	ug/Kg	☼	03/20/13 08:31	03/21/13 23:31	4
Pyrene	170		100	19	ug/Kg	☼	03/20/13 08:31	03/21/13 23:31	4
Surrogate	%Recovery	Qualifier	Limits				Prepared	Analyzed	Dil Fac
<i>o</i> -Terphenyl	60		30 - 130				03/20/13 08:31	03/21/13 23:31	4

Client Sample ID: HP0021A-CS-SP

Lab Sample ID: 680-88298-26

Date Collected: 03/12/13 12:54

Matrix: Solid

Date Received: 03/14/13 09:44

Percent Solids: 76.0

Method: 8270C LL - Semivolatile Organic Compounds by GCMS - Low Levels

Analyte	Result	Qualifier	RL	MDL	Unit	D	Prepared	Analyzed	Dil Fac
Acenaphthene	64	J	130	26	ug/Kg	☼	03/20/13 08:31	03/21/13 23:31	1
Acenaphthylene	34	J	51	6.4	ug/Kg	☼	03/20/13 08:31	03/21/13 23:31	1
Anthracene	75		11	5.4	ug/Kg	☼	03/20/13 08:31	03/21/13 23:31	1
Benzo[a]anthracene	300		10	5.0	ug/Kg	☼	03/20/13 08:31	03/21/13 23:31	1
Benzo[a]pyrene	170		13	6.6	ug/Kg	☼	03/20/13 08:31	03/21/13 23:31	1
Benzo[b]fluoranthene	360		16	7.8	ug/Kg	☼	03/20/13 08:31	03/21/13 23:31	1
Benzo[g,h,i]perylene	180		26	5.6	ug/Kg	☼	03/20/13 08:31	03/21/13 23:31	1
Benzo[k]fluoranthene	120		10	4.6	ug/Kg	☼	03/20/13 08:31	03/21/13 23:31	1
Chrysene	300		12	5.8	ug/Kg	☼	03/20/13 08:31	03/21/13 23:31	1
Dibenz(a,h)anthracene	68		26	5.2	ug/Kg	☼	03/20/13 08:31	03/21/13 23:31	1
Fluoranthene	560		26	5.1	ug/Kg	☼	03/20/13 08:31	03/21/13 23:31	1
Fluorene	38		26	5.2	ug/Kg	☼	03/20/13 08:31	03/21/13 23:31	1
Indeno[1,2,3-cd]pyrene	140		26	9.1	ug/Kg	☼	03/20/13 08:31	03/21/13 23:31	1
1-Methylnaphthalene	75		51	5.6	ug/Kg	☼	03/20/13 08:31	03/21/13 23:31	1
2-Methylnaphthalene	160		51	9.1	ug/Kg	☼	03/20/13 08:31	03/21/13 23:31	1
Naphthalene	76		51	5.6	ug/Kg	☼	03/20/13 08:31	03/21/13 23:31	1
Phenanthrene	330		10	5.0	ug/Kg	☼	03/20/13 08:31	03/21/13 23:31	1
Pyrene	420		26	4.7	ug/Kg	☼	03/20/13 08:31	03/21/13 23:31	1
Surrogate	%Recovery	Qualifier	Limits				Prepared	Analyzed	Dil Fac
<i>o</i> -Terphenyl	58		30 - 130				03/20/13 08:31	03/21/13 23:31	1

TestAmerica Savannah

Client Sample Results

Client: Oneida Total Integrated Enterprises LLC
 Project/Site: 35th Avenue Superfund Site

TestAmerica Job ID: 680-88298-2
 SDG: 68088298-2

Client Sample ID: HP0047A-CS-SP

Lab Sample ID: 680-88298-27

Date Collected: 03/12/13 13:40

Matrix: Solid

Date Received: 03/14/13 09:44

Percent Solids: 85.6

Method: 8270C LL - Semivolatile Organic Compounds by GCMS - Low Levels

Analyte	Result	Qualifier	RL	MDL	Unit	D	Prepared	Analyzed	Dil Fac
Acenaphthene	47	J	110	23	ug/Kg	☼	03/20/13 08:31	03/21/13 23:46	1
Acenaphthylene	46	U	46	5.7	ug/Kg	☼	03/20/13 08:31	03/21/13 23:46	1
Anthracene	43		9.6	4.8	ug/Kg	☼	03/20/13 08:31	03/21/13 23:46	1
Benzo[a]anthracene	510		9.1	4.4	ug/Kg	☼	03/20/13 08:31	03/21/13 23:46	1
Benzo[a]pyrene	800		12	5.9	ug/Kg	☼	03/20/13 08:31	03/21/13 23:46	1
Benzo[b]fluoranthene	1400		14	6.9	ug/Kg	☼	03/20/13 08:31	03/21/13 23:46	1
Benzo[g,h,i]perylene	1100		23	5.0	ug/Kg	☼	03/20/13 08:31	03/21/13 23:46	1
Benzo[k]fluoranthene	320		9.1	4.1	ug/Kg	☼	03/20/13 08:31	03/21/13 23:46	1
Chrysene	620		10	5.1	ug/Kg	☼	03/20/13 08:31	03/21/13 23:46	1
Dibenz(a,h)anthracene	320		23	4.7	ug/Kg	☼	03/20/13 08:31	03/21/13 23:46	1
Fluoranthene	580		23	4.6	ug/Kg	☼	03/20/13 08:31	03/21/13 23:46	1
Fluorene	30		23	4.7	ug/Kg	☼	03/20/13 08:31	03/21/13 23:46	1
Indeno[1,2,3-cd]pyrene	1000		23	8.1	ug/Kg	☼	03/20/13 08:31	03/21/13 23:46	1
1-Methylnaphthalene	25	J	46	5.0	ug/Kg	☼	03/20/13 08:31	03/21/13 23:46	1
2-Methylnaphthalene	94		46	8.1	ug/Kg	☼	03/20/13 08:31	03/21/13 23:46	1
Naphthalene	39	J	46	5.0	ug/Kg	☼	03/20/13 08:31	03/21/13 23:46	1
Phenanthrene	240		9.1	4.4	ug/Kg	☼	03/20/13 08:31	03/21/13 23:46	1
Pyrene	500		23	4.2	ug/Kg	☼	03/20/13 08:31	03/21/13 23:46	1
Surrogate	%Recovery	Qualifier	Limits				Prepared	Analyzed	Dil Fac
<i>o</i> -Terphenyl	73		30 - 130				03/20/13 08:31	03/21/13 23:46	1

Client Sample ID: HP0047B-CS-SP

Lab Sample ID: 680-88298-28

Date Collected: 03/12/13 13:52

Matrix: Solid

Date Received: 03/14/13 09:44

Percent Solids: 79.5

Method: 8270C LL - Semivolatile Organic Compounds by GCMS - Low Levels

Analyte	Result	Qualifier	RL	MDL	Unit	D	Prepared	Analyzed	Dil Fac
Acenaphthene	130	U	130	25	ug/Kg	☼	03/20/13 08:31	03/25/13 20:36	1
Acenaphthylene	50	U	50	6.3	ug/Kg	☼	03/20/13 08:31	03/25/13 20:36	1
Anthracene	11		11	5.3	ug/Kg	☼	03/20/13 08:31	03/25/13 20:36	1
Benzo[a]anthracene	50		10	4.9	ug/Kg	☼	03/20/13 08:31	03/25/13 20:36	1
Benzo[a]pyrene	49		13	6.5	ug/Kg	☼	03/20/13 08:31	03/25/13 20:36	1
Benzo[b]fluoranthene	89		15	7.7	ug/Kg	☼	03/20/13 08:31	03/25/13 20:36	1
Benzo[g,h,i]perylene	26		25	5.5	ug/Kg	☼	03/20/13 08:31	03/25/13 20:36	1
Benzo[k]fluoranthene	23		10	4.5	ug/Kg	☼	03/20/13 08:31	03/25/13 20:36	1
Chrysene	56		11	5.6	ug/Kg	☼	03/20/13 08:31	03/25/13 20:36	1
Dibenz(a,h)anthracene	13	J	25	5.1	ug/Kg	☼	03/20/13 08:31	03/25/13 20:36	1
Fluoranthene	80		25	5.0	ug/Kg	☼	03/20/13 08:31	03/25/13 20:36	1
Fluorene	7.9	J	25	5.1	ug/Kg	☼	03/20/13 08:31	03/25/13 20:36	1
Indeno[1,2,3-cd]pyrene	35		25	8.9	ug/Kg	☼	03/20/13 08:31	03/25/13 20:36	1
1-Methylnaphthalene	17	J	50	5.5	ug/Kg	☼	03/20/13 08:31	03/25/13 20:36	1
2-Methylnaphthalene	14	J	50	8.9	ug/Kg	☼	03/20/13 08:31	03/25/13 20:36	1
Naphthalene	25	J	50	5.5	ug/Kg	☼	03/20/13 08:31	03/25/13 20:36	1
Phenanthrene	53		10	4.9	ug/Kg	☼	03/20/13 08:31	03/25/13 20:36	1
Pyrene	68		25	4.6	ug/Kg	☼	03/20/13 08:31	03/25/13 20:36	1
Surrogate	%Recovery	Qualifier	Limits				Prepared	Analyzed	Dil Fac
<i>o</i> -Terphenyl	82		30 - 130				03/20/13 08:31	03/25/13 20:36	1

TestAmerica Savannah

Client Sample Results

Client: Oneida Total Integrated Enterprises LLC
 Project/Site: 35th Avenue Superfund Site

TestAmerica Job ID: 680-88298-2
 SDG: 68088298-2

Client Sample ID: CV0578A-CS-SP

Lab Sample ID: 680-88298-29

Date Collected: 03/12/13 14:40

Matrix: Solid

Date Received: 03/14/13 09:44

Percent Solids: 79.7

Method: 8270C LL - Semivolatile Organic Compounds by GCMS - Low Levels

Analyte	Result	Qualifier	RL	MDL	Unit	D	Prepared	Analyzed	Dil Fac
Acenaphthene	490	U	490	99	ug/Kg	☼	03/20/13 08:31	03/22/13 00:16	4
Acenaphthylene	100	J	200	25	ug/Kg	☼	03/20/13 08:31	03/22/13 00:16	4
Anthracene	92		41	21	ug/Kg	☼	03/20/13 08:31	03/22/13 00:16	4
Benzo[a]anthracene	380		40	19	ug/Kg	☼	03/20/13 08:31	03/22/13 00:16	4
Benzo[a]pyrene	200		51	26	ug/Kg	☼	03/20/13 08:31	03/22/13 00:16	4
Benzo[b]fluoranthene	670		60	30	ug/Kg	☼	03/20/13 08:31	03/22/13 00:16	4
Benzo[g,h,i]perylene	150		99	22	ug/Kg	☼	03/20/13 08:31	03/22/13 00:16	4
Benzo[k]fluoranthene	140		40	18	ug/Kg	☼	03/20/13 08:31	03/22/13 00:16	4
Chrysene	340		44	22	ug/Kg	☼	03/20/13 08:31	03/22/13 00:16	4
Dibenz(a,h)anthracene	78	J	99	20	ug/Kg	☼	03/20/13 08:31	03/22/13 00:16	4
Fluoranthene	520		99	20	ug/Kg	☼	03/20/13 08:31	03/22/13 00:16	4
Fluorene	99	U	99	20	ug/Kg	☼	03/20/13 08:31	03/22/13 00:16	4
Indeno[1,2,3-cd]pyrene	140		99	35	ug/Kg	☼	03/20/13 08:31	03/22/13 00:16	4
1-Methylnaphthalene	98	J	200	22	ug/Kg	☼	03/20/13 08:31	03/22/13 00:16	4
2-Methylnaphthalene	420		200	35	ug/Kg	☼	03/20/13 08:31	03/22/13 00:16	4
Naphthalene	100	J	200	22	ug/Kg	☼	03/20/13 08:31	03/22/13 00:16	4
Phenanthrene	310		40	19	ug/Kg	☼	03/20/13 08:31	03/22/13 00:16	4
Pyrene	390		99	18	ug/Kg	☼	03/20/13 08:31	03/22/13 00:16	4
Surrogate	%Recovery	Qualifier	Limits				Prepared	Analyzed	Dil Fac
<i>o</i> -Terphenyl	70		30 - 130				03/20/13 08:31	03/22/13 00:16	4

Client Sample ID: CV0578B-CS-SP

Lab Sample ID: 680-88298-30

Date Collected: 03/12/13 14:51

Matrix: Solid

Date Received: 03/14/13 09:44

Percent Solids: 77.0

Method: 8270C LL - Semivolatile Organic Compounds by GCMS - Low Levels

Analyte	Result	Qualifier	RL	MDL	Unit	D	Prepared	Analyzed	Dil Fac
Acenaphthene	130	U	130	26	ug/Kg	☼	03/20/13 08:31	03/22/13 00:31	1
Acenaphthylene	27	J	52	6.5	ug/Kg	☼	03/20/13 08:31	03/22/13 00:31	1
Anthracene	19		11	5.4	ug/Kg	☼	03/20/13 08:31	03/22/13 00:31	1
Benzo[a]anthracene	87		10	5.0	ug/Kg	☼	03/20/13 08:31	03/22/13 00:31	1
Benzo[a]pyrene	52		13	6.7	ug/Kg	☼	03/20/13 08:31	03/22/13 00:31	1
Benzo[b]fluoranthene	200		16	7.9	ug/Kg	☼	03/20/13 08:31	03/22/13 00:31	1
Benzo[g,h,i]perylene	51		26	5.7	ug/Kg	☼	03/20/13 08:31	03/22/13 00:31	1
Benzo[k]fluoranthene	18		10	4.7	ug/Kg	☼	03/20/13 08:31	03/22/13 00:31	1
Chrysene	89		12	5.8	ug/Kg	☼	03/20/13 08:31	03/22/13 00:31	1
Dibenz(a,h)anthracene	15	J	26	5.3	ug/Kg	☼	03/20/13 08:31	03/22/13 00:31	1
Fluoranthene	100		26	5.2	ug/Kg	☼	03/20/13 08:31	03/22/13 00:31	1
Fluorene	26	U	26	5.3	ug/Kg	☼	03/20/13 08:31	03/22/13 00:31	1
Indeno[1,2,3-cd]pyrene	46		26	9.2	ug/Kg	☼	03/20/13 08:31	03/22/13 00:31	1
1-Methylnaphthalene	41	J	52	5.7	ug/Kg	☼	03/20/13 08:31	03/22/13 00:31	1
2-Methylnaphthalene	120		52	9.2	ug/Kg	☼	03/20/13 08:31	03/22/13 00:31	1
Naphthalene	65		52	5.7	ug/Kg	☼	03/20/13 08:31	03/22/13 00:31	1
Phenanthrene	76		10	5.0	ug/Kg	☼	03/20/13 08:31	03/22/13 00:31	1
Pyrene	84		26	4.8	ug/Kg	☼	03/20/13 08:31	03/22/13 00:31	1
Surrogate	%Recovery	Qualifier	Limits				Prepared	Analyzed	Dil Fac
<i>o</i> -Terphenyl	54		30 - 130				03/20/13 08:31	03/22/13 00:31	1

TestAmerica Savannah

Client Sample Results

Client: Oneida Total Integrated Enterprises LLC
 Project/Site: 35th Avenue Superfund Site

TestAmerica Job ID: 680-88298-2
 SDG: 68088298-2

Client Sample ID: CV0579A-CS-SP

Lab Sample ID: 680-88298-31

Date Collected: 03/12/13 15:05

Matrix: Solid

Date Received: 03/14/13 09:44

Percent Solids: 78.6

Method: 8270C LL - Semivolatile Organic Compounds by GCMS - Low Levels

Analyte	Result	Qualifier	RL	MDL	Unit	D	Prepared	Analyzed	Dil Fac
Acenaphthene	53	J	130	25	ug/Kg	☼	03/20/13 08:31	03/25/13 20:54	1
Acenaphthylene	88		51	6.3	ug/Kg	☼	03/20/13 08:31	03/25/13 20:54	1
Anthracene	300		11	5.3	ug/Kg	☼	03/20/13 08:31	03/25/13 20:54	1
Benzo[a]anthracene	1200		10	4.9	ug/Kg	☼	03/20/13 08:31	03/25/13 20:54	1
Benzo[a]pyrene	1200		13	6.6	ug/Kg	☼	03/20/13 08:31	03/25/13 20:54	1
Benzo[b]fluoranthene	1900		15	7.7	ug/Kg	☼	03/20/13 08:31	03/25/13 20:54	1
Benzo[g,h,i]perylene	760		25	5.6	ug/Kg	☼	03/20/13 08:31	03/25/13 20:54	1
Benzo[k]fluoranthene	580		10	4.6	ug/Kg	☼	03/20/13 08:31	03/25/13 20:54	1
Chrysene	1200		11	5.7	ug/Kg	☼	03/20/13 08:31	03/25/13 20:54	1
Dibenz(a,h)anthracene	230		25	5.2	ug/Kg	☼	03/20/13 08:31	03/25/13 20:54	1
Fluoranthene	2200		25	5.1	ug/Kg	☼	03/20/13 08:31	03/25/13 20:54	1
Fluorene	57		25	5.2	ug/Kg	☼	03/20/13 08:31	03/25/13 20:54	1
Indeno[1,2,3-cd]pyrene	670		25	9.0	ug/Kg	☼	03/20/13 08:31	03/25/13 20:54	1
1-Methylnaphthalene	83		51	5.6	ug/Kg	☼	03/20/13 08:31	03/25/13 20:54	1
2-Methylnaphthalene	110		51	9.0	ug/Kg	☼	03/20/13 08:31	03/25/13 20:54	1
Naphthalene	110		51	5.6	ug/Kg	☼	03/20/13 08:31	03/25/13 20:54	1
Phenanthrene	1000		10	4.9	ug/Kg	☼	03/20/13 08:31	03/25/13 20:54	1
Pyrene	2300		25	4.7	ug/Kg	☼	03/20/13 08:31	03/25/13 20:54	1
Surrogate	%Recovery	Qualifier	Limits				Prepared	Analyzed	Dil Fac
<i>o</i> -Terphenyl	67		30 - 130				03/20/13 08:31	03/25/13 20:54	1

Client Sample ID: CV0579B-CS-SP

Lab Sample ID: 680-88298-32

Date Collected: 03/12/13 15:16

Matrix: Solid

Date Received: 03/14/13 09:44

Percent Solids: 77.5

Method: 8270C LL - Semivolatile Organic Compounds by GCMS - Low Levels

Analyte	Result	Qualifier	RL	MDL	Unit	D	Prepared	Analyzed	Dil Fac
Acenaphthene	130	U	130	26	ug/Kg	☼	03/20/13 08:31	03/25/13 21:13	1
Acenaphthylene	25	J	52	6.5	ug/Kg	☼	03/20/13 08:31	03/25/13 21:13	1
Anthracene	19		11	5.4	ug/Kg	☼	03/20/13 08:31	03/25/13 21:13	1
Benzo[a]anthracene	140		10	5.0	ug/Kg	☼	03/20/13 08:31	03/25/13 21:13	1
Benzo[a]pyrene	150		13	6.7	ug/Kg	☼	03/20/13 08:31	03/25/13 21:13	1
Benzo[b]fluoranthene	250		16	7.9	ug/Kg	☼	03/20/13 08:31	03/25/13 21:13	1
Benzo[g,h,i]perylene	110		26	5.7	ug/Kg	☼	03/20/13 08:31	03/25/13 21:13	1
Benzo[k]fluoranthene	90		10	4.7	ug/Kg	☼	03/20/13 08:31	03/25/13 21:13	1
Chrysene	170		12	5.8	ug/Kg	☼	03/20/13 08:31	03/25/13 21:13	1
Dibenz(a,h)anthracene	37		26	5.3	ug/Kg	☼	03/20/13 08:31	03/25/13 21:13	1
Fluoranthene	150		26	5.2	ug/Kg	☼	03/20/13 08:31	03/25/13 21:13	1
Fluorene	8.1	J	26	5.3	ug/Kg	☼	03/20/13 08:31	03/25/13 21:13	1
Indeno[1,2,3-cd]pyrene	100		26	9.2	ug/Kg	☼	03/20/13 08:31	03/25/13 21:13	1
1-Methylnaphthalene	29	J	52	5.7	ug/Kg	☼	03/20/13 08:31	03/25/13 21:13	1
2-Methylnaphthalene	52		52	9.2	ug/Kg	☼	03/20/13 08:31	03/25/13 21:13	1
Naphthalene	50	J	52	5.7	ug/Kg	☼	03/20/13 08:31	03/25/13 21:13	1
Phenanthrene	77		10	5.0	ug/Kg	☼	03/20/13 08:31	03/25/13 21:13	1
Pyrene	160		26	4.8	ug/Kg	☼	03/20/13 08:31	03/25/13 21:13	1
Surrogate	%Recovery	Qualifier	Limits				Prepared	Analyzed	Dil Fac
<i>o</i> -Terphenyl	74		30 - 130				03/20/13 08:31	03/25/13 21:13	1

TestAmerica Savannah

QC Sample Results

Client: Oneida Total Integrated Enterprises LLC
 Project/Site: 35th Avenue Superfund Site

TestAmerica Job ID: 680-88298-2
 SDG: 68088298-2

Method: 8270C LL - Semivolatile Organic Compounds by GCMS - Low Levels

Lab Sample ID: MB 660-135556/1-A

Matrix: Solid

Analysis Batch: 135643

Client Sample ID: Method Blank

Prep Type: Total/NA

Prep Batch: 135556

Analyte	MB Result	MB Qualifier	RL	MDL	Unit	D	Prepared	Analyzed	Dil Fac
Acenaphthene	97	U	97	19	ug/Kg		03/20/13 08:31	03/21/13 20:27	1
Acenaphthylene	39	U	39	4.9	ug/Kg		03/20/13 08:31	03/21/13 20:27	1
Anthracene	8.2	U	8.2	4.1	ug/Kg		03/20/13 08:31	03/21/13 20:27	1
Benzo[a]anthracene	7.8	U	7.8	3.8	ug/Kg		03/20/13 08:31	03/21/13 20:27	1
Benzo[a]pyrene	10	U	10	5.1	ug/Kg		03/20/13 08:31	03/21/13 20:27	1
Benzo[b]fluoranthene	12	U	12	5.9	ug/Kg		03/20/13 08:31	03/21/13 20:27	1
Benzo[g,h,i]perylene	19	U	19	4.3	ug/Kg		03/20/13 08:31	03/21/13 20:27	1
Benzo[k]fluoranthene	7.8	U	7.8	3.5	ug/Kg		03/20/13 08:31	03/21/13 20:27	1
Chrysene	8.8	U	8.8	4.4	ug/Kg		03/20/13 08:31	03/21/13 20:27	1
Dibenz(a,h)anthracene	19	U	19	4.0	ug/Kg		03/20/13 08:31	03/21/13 20:27	1
Fluoranthene	19	U	19	3.9	ug/Kg		03/20/13 08:31	03/21/13 20:27	1
Fluorene	19	U	19	4.0	ug/Kg		03/20/13 08:31	03/21/13 20:27	1
Indeno[1,2,3-cd]pyrene	19	U	19	6.9	ug/Kg		03/20/13 08:31	03/21/13 20:27	1
1-Methylnaphthalene	39	U	39	4.3	ug/Kg		03/20/13 08:31	03/21/13 20:27	1
2-Methylnaphthalene	39	U	39	6.9	ug/Kg		03/20/13 08:31	03/21/13 20:27	1
Naphthalene	39	U	39	4.3	ug/Kg		03/20/13 08:31	03/21/13 20:27	1
Phenanthrene	7.8	U	7.8	3.8	ug/Kg		03/20/13 08:31	03/21/13 20:27	1
Pyrene	19	U	19	3.6	ug/Kg		03/20/13 08:31	03/21/13 20:27	1

Surrogate	MB %Recovery	MB Qualifier	Limits	Prepared	Analyzed	Dil Fac
<i>o</i> -Terphenyl	87		30 - 130	03/20/13 08:31	03/21/13 20:27	1

Lab Sample ID: LCS 660-135556/2-A

Matrix: Solid

Analysis Batch: 135643

Client Sample ID: Lab Control Sample

Prep Type: Total/NA

Prep Batch: 135556

Analyte	Spike Added	LCS Result	LCS Qualifier	Unit	D	%Rec	%Rec. Limits
Acenaphthene	664	456		ug/Kg		69	39 - 130
Acenaphthylene	664	518		ug/Kg		78	38 - 130
Anthracene	664	519		ug/Kg		78	37 - 130
Benzo[a]anthracene	664	537		ug/Kg		81	40 - 130
Benzo[a]pyrene	664	503		ug/Kg		76	49 - 130
Benzo[b]fluoranthene	664	555		ug/Kg		84	37 - 130
Benzo[g,h,i]perylene	664	382		ug/Kg		58	32 - 130
Benzo[k]fluoranthene	664	529		ug/Kg		80	32 - 130
Chrysene	664	510		ug/Kg		77	41 - 130
Dibenz(a,h)anthracene	664	458		ug/Kg		69	27 - 130
Fluoranthene	664	507		ug/Kg		76	40 - 130
Fluorene	664	501		ug/Kg		75	40 - 130
Indeno[1,2,3-cd]pyrene	664	445		ug/Kg		67	30 - 130
1-Methylnaphthalene	664	600		ug/Kg		90	31 - 130
2-Methylnaphthalene	664	543		ug/Kg		82	33 - 130
Naphthalene	664	558		ug/Kg		84	36 - 130
Phenanthrene	664	499		ug/Kg		75	42 - 130
Pyrene	664	572		ug/Kg		86	44 - 130

TestAmerica Savannah

QC Sample Results

Client: Oneida Total Integrated Enterprises LLC
 Project/Site: 35th Avenue Superfund Site

TestAmerica Job ID: 680-88298-2
 SDG: 68088298-2

Method: 8270C LL - Semivolatile Organic Compounds by GCMS - Low Levels (Continued)

Lab Sample ID: LCS 660-135556/2-A
Matrix: Solid
Analysis Batch: 135643

Client Sample ID: Lab Control Sample
Prep Type: Total/NA
Prep Batch: 135556

<i>Surrogate</i>	<i>LCS</i>	<i>LCS</i>	<i>Limits</i>
	<i>%Recovery</i>	<i>Qualifier</i>	
<i>o-Terphenyl</i>	75		30 - 130

Lab Sample ID: 680-88298-21 MS
Matrix: Solid
Analysis Batch: 135643

Client Sample ID: FM0020C-CS
Prep Type: Total/NA
Prep Batch: 135556

<i>Analyte</i>	<i>Sample</i>		<i>Spike</i>	<i>MS MS</i>		<i>Unit</i>	<i>D</i>	<i>%Rec</i>	<i>%Rec.</i>	<i>Limits</i>
	<i>Result</i>	<i>Qualifier</i>		<i>Result</i>	<i>Qualifier</i>					
Acenaphthene	140	U	964	647		ug/Kg	☼	67	39 - 130	
Acenaphthylene	58	U	964	672		ug/Kg	☼	70	38 - 130	
Anthracene	18		964	719		ug/Kg	☼	73	37 - 130	
Benzo[a]anthracene	86		964	740		ug/Kg	☼	68	40 - 130	
Benzo[a]pyrene	70		964	685		ug/Kg	☼	64	49 - 130	
Benzo[b]fluoranthene	110		964	847		ug/Kg	☼	76	37 - 130	
Benzo[g,h,i]perylene	36		964	533		ug/Kg	☼	52	32 - 130	
Benzo[k]fluoranthene	55		964	779		ug/Kg	☼	75	32 - 130	
Chrysene	86		964	745		ug/Kg	☼	68	41 - 130	
Dibenz(a,h)anthracene	18	J	964	599		ug/Kg	☼	60	27 - 130	
Fluoranthene	150		964	776		ug/Kg	☼	65	40 - 130	
Fluorene	12	J	964	655		ug/Kg	☼	67	40 - 130	
Indeno[1,2,3-cd]pyrene	35		964	561		ug/Kg	☼	55	30 - 130	
1-Methylnaphthalene	39	J	964	752		ug/Kg	☼	74	31 - 130	
2-Methylnaphthalene	60		964	692		ug/Kg	☼	66	33 - 130	
Naphthalene	83		964	683		ug/Kg	☼	62	36 - 130	
Phenanthrene	110		964	768		ug/Kg	☼	68	42 - 130	
Pyrene	140		964	856		ug/Kg	☼	74	44 - 130	

<i>Surrogate</i>	<i>MS</i>	<i>MS</i>	<i>Limits</i>
	<i>%Recovery</i>	<i>Qualifier</i>	
<i>o-Terphenyl</i>	66		30 - 130

Lab Sample ID: 680-88298-21 MSD
Matrix: Solid
Analysis Batch: 135643

Client Sample ID: FM0020C-CS
Prep Type: Total/NA
Prep Batch: 135556

<i>Analyte</i>	<i>Sample</i>		<i>Spike</i>	<i>MSD MSD</i>		<i>Unit</i>	<i>D</i>	<i>%Rec</i>	<i>%Rec.</i>	<i>Limits</i>	<i>RPD</i>	
	<i>Result</i>	<i>Qualifier</i>		<i>Result</i>	<i>Qualifier</i>						<i>RPD</i>	<i>Limit</i>
Acenaphthene	140	U	965	559		ug/Kg	☼	58	39 - 130	15	40	
Acenaphthylene	58	U	965	608		ug/Kg	☼	63	38 - 130	10	40	
Anthracene	18		965	659		ug/Kg	☼	66	37 - 130	9	40	
Benzo[a]anthracene	86		965	771		ug/Kg	☼	71	40 - 130	4	40	
Benzo[a]pyrene	70		965	747		ug/Kg	☼	70	49 - 130	9	40	
Benzo[b]fluoranthene	110		965	879		ug/Kg	☼	80	37 - 130	4	40	
Benzo[g,h,i]perylene	36		965	555		ug/Kg	☼	54	32 - 130	4	40	
Benzo[k]fluoranthene	55		965	747		ug/Kg	☼	72	32 - 130	4	40	
Chrysene	86		965	751		ug/Kg	☼	69	41 - 130	1	40	
Dibenz(a,h)anthracene	18	J	965	551		ug/Kg	☼	55	27 - 130	8	40	
Fluoranthene	150		965	1000		ug/Kg	☼	88	40 - 130	25	40	
Fluorene	12	J	965	685		ug/Kg	☼	70	40 - 130	4	40	
Indeno[1,2,3-cd]pyrene	35		965	591		ug/Kg	☼	58	30 - 130	5	40	
1-Methylnaphthalene	39	J	965	718		ug/Kg	☼	70	31 - 130	5	40	

TestAmerica Savannah

QC Sample Results

Client: Oneida Total Integrated Enterprises LLC
Project/Site: 35th Avenue Superfund Site

TestAmerica Job ID: 680-88298-2
SDG: 68088298-2

Method: 8270C LL - Semivolatile Organic Compounds by GCMS - Low Levels (Continued)

Lab Sample ID: 680-88298-21 MSD

Matrix: Solid

Analysis Batch: 135643

Client Sample ID: FM0020C-CS

Prep Type: Total/NA

Prep Batch: 135556

Analyte	Sample	Sample	Spike	MSD	MSD	Unit	D	%Rec	%Rec.	RPD	
	Result	Qualifier	Added	Result	Qualifier				Limits	RPD	Limit
2-Methylnaphthalene	60		965	667		ug/Kg	☆	63	33 - 130	4	40
Naphthalene	83		965	648		ug/Kg	☆	58	36 - 130	5	40
Phenanthrene	110		965	918		ug/Kg	☆	84	42 - 130	18	40
Pyrene	140		965	1020		ug/Kg	☆	91	44 - 130	18	40
		<i>MSD</i>			<i>MSD</i>						
<i>Surrogate</i>		<i>%Recovery</i>	<i>Qualifier</i>		<i>Limits</i>						
<i>o-Terphenyl</i>		63			30 - 130						

QC Association Summary

Client: Oneida Total Integrated Enterprises LLC
 Project/Site: 35th Avenue Superfund Site

TestAmerica Job ID: 680-88298-2
 SDG: 68088298-2

GC/MS Semi VOA

Prep Batch: 135556

Lab Sample ID	Client Sample ID	Prep Type	Matrix	Method	Prep Batch
680-88298-21	FM0020C-CS	Total/NA	Solid	3546	
680-88298-21 MS	FM0020C-CS	Total/NA	Solid	3546	
680-88298-21 MSD	FM0020C-CS	Total/NA	Solid	3546	
680-88298-22	FM0020D-GS	Total/NA	Solid	3546	
680-88298-23	FM0334A-CS	Total/NA	Solid	3546	
680-88298-24	FM0334B-CS	Total/NA	Solid	3546	
680-88298-25	HP0021B-CS-SP	Total/NA	Solid	3546	
680-88298-26	HP0021A-CS-SP	Total/NA	Solid	3546	
680-88298-27	HP0047A-CS-SP	Total/NA	Solid	3546	
680-88298-28	HP0047B-CS-SP	Total/NA	Solid	3546	
680-88298-29	CV0578A-CS-SP	Total/NA	Solid	3546	
680-88298-30	CV0578B-CS-SP	Total/NA	Solid	3546	
680-88298-31	CV0579A-CS-SP	Total/NA	Solid	3546	
680-88298-32	CV0579B-CS-SP	Total/NA	Solid	3546	
LCS 660-135556/2-A	Lab Control Sample	Total/NA	Solid	3546	
MB 660-135556/1-A	Method Blank	Total/NA	Solid	3546	

Analysis Batch: 135630

Lab Sample ID	Client Sample ID	Prep Type	Matrix	Method	Prep Batch
680-88298-26	HP0021A-CS-SP	Total/NA	Solid	8270C LL	135556
680-88298-27	HP0047A-CS-SP	Total/NA	Solid	8270C LL	135556
680-88298-29	CV0578A-CS-SP	Total/NA	Solid	8270C LL	135556
680-88298-30	CV0578B-CS-SP	Total/NA	Solid	8270C LL	135556

Analysis Batch: 135643

Lab Sample ID	Client Sample ID	Prep Type	Matrix	Method	Prep Batch
680-88298-21	FM0020C-CS	Total/NA	Solid	8270C LL	135556
680-88298-21 MS	FM0020C-CS	Total/NA	Solid	8270C LL	135556
680-88298-21 MSD	FM0020C-CS	Total/NA	Solid	8270C LL	135556
680-88298-22	FM0020D-GS	Total/NA	Solid	8270C LL	135556
680-88298-23	FM0334A-CS	Total/NA	Solid	8270C LL	135556
680-88298-24	FM0334B-CS	Total/NA	Solid	8270C LL	135556
680-88298-25	HP0021B-CS-SP	Total/NA	Solid	8270C LL	135556
LCS 660-135556/2-A	Lab Control Sample	Total/NA	Solid	8270C LL	135556
MB 660-135556/1-A	Method Blank	Total/NA	Solid	8270C LL	135556

Analysis Batch: 135753

Lab Sample ID	Client Sample ID	Prep Type	Matrix	Method	Prep Batch
680-88298-28	HP0047B-CS-SP	Total/NA	Solid	8270C LL	135556
680-88298-31	CV0579A-CS-SP	Total/NA	Solid	8270C LL	135556
680-88298-32	CV0579B-CS-SP	Total/NA	Solid	8270C LL	135556

General Chemistry

Analysis Batch: 135482

Lab Sample ID	Client Sample ID	Prep Type	Matrix	Method	Prep Batch
680-88298-21	FM0020C-CS	Total/NA	Solid	Moisture	
680-88298-21 MS	FM0020C-CS	Total/NA	Solid	Moisture	
680-88298-21 MSD	FM0020C-CS	Total/NA	Solid	Moisture	
MB 660-135482/1	Method Blank	Total/NA	Solid	Moisture	

TestAmerica Savannah

QC Association Summary

Client: Oneida Total Integrated Enterprises LLC
Project/Site: 35th Avenue Superfund Site

TestAmerica Job ID: 680-88298-2
SDG: 68088298-2

General Chemistry (Continued)

Analysis Batch: 135504

Lab Sample ID	Client Sample ID	Prep Type	Matrix	Method	Prep Batch
680-88298-22	FM0020D-GS	Total/NA	Solid	Moisture	
680-88298-23	FM0334A-CS	Total/NA	Solid	Moisture	
680-88298-24	FM0334B-CS	Total/NA	Solid	Moisture	
680-88298-25	HP0021B-CS-SP	Total/NA	Solid	Moisture	
680-88298-26	HP0021A-CS-SP	Total/NA	Solid	Moisture	
680-88298-27	HP0047A-CS-SP	Total/NA	Solid	Moisture	
680-88298-31	CV0579A-CS-SP	Total/NA	Solid	Moisture	
680-88298-32	CV0579B-CS-SP	Total/NA	Solid	Moisture	
LCS 660-135504/1	Lab Control Sample	Total/NA	Solid	Moisture	
LCSD 660-135504/12	Lab Control Sample Dup	Total/NA	Solid	Moisture	

Analysis Batch: 135509

Lab Sample ID	Client Sample ID	Prep Type	Matrix	Method	Prep Batch
680-88298-28	HP0047B-CS-SP	Total/NA	Solid	Moisture	
680-88298-29	CV0578A-CS-SP	Total/NA	Solid	Moisture	
680-88298-30	CV0578B-CS-SP	Total/NA	Solid	Moisture	
LCS 660-135509/1	Lab Control Sample	Total/NA	Solid	Moisture	
LCSD 660-135509/10	Lab Control Sample Dup	Total/NA	Solid	Moisture	

Lab Chronicle

Client: Oneida Total Integrated Enterprises LLC
 Project/Site: 35th Avenue Superfund Site

TestAmerica Job ID: 680-88298-2
 SDG: 68088298-2

Client Sample ID: FM0020C-CS

Lab Sample ID: 680-88298-21

Date Collected: 03/12/13 09:45

Matrix: Solid

Date Received: 03/14/13 09:44

Percent Solids: 68.5

Prep Type	Batch Type	Batch Method	Run	Dilution Factor	Batch Number	Prepared or Analyzed	Analyst	Lab
Total/NA	Prep	3546			135556	03/20/13 08:31	SC	TAL TAM
Total/NA	Analysis	8270C LL		1	135643	03/21/13 21:40	SCC	TAL TAM
Total/NA	Analysis	Moisture		1	135482	03/18/13 08:34	AG	TAL TAM

Client Sample ID: FM0020D-GS

Lab Sample ID: 680-88298-22

Date Collected: 03/12/13 09:50

Matrix: Solid

Date Received: 03/14/13 09:44

Percent Solids: 55.8

Prep Type	Batch Type	Batch Method	Run	Dilution Factor	Batch Number	Prepared or Analyzed	Analyst	Lab
Total/NA	Prep	3546			135556	03/20/13 08:31	SC	TAL TAM
Total/NA	Analysis	8270C LL		1	135643	03/21/13 22:36	SCC	TAL TAM
Total/NA	Analysis	Moisture		1	135504	03/18/13 10:52	AG	TAL TAM

Client Sample ID: FM0334A-CS

Lab Sample ID: 680-88298-23

Date Collected: 03/12/13 10:15

Matrix: Solid

Date Received: 03/14/13 09:44

Percent Solids: 74.5

Prep Type	Batch Type	Batch Method	Run	Dilution Factor	Batch Number	Prepared or Analyzed	Analyst	Lab
Total/NA	Prep	3546			135556	03/20/13 08:31	SC	TAL TAM
Total/NA	Analysis	8270C LL		1	135643	03/21/13 22:54	SCC	TAL TAM
Total/NA	Analysis	Moisture		1	135504	03/18/13 10:29	AG	TAL TAM

Client Sample ID: FM0334B-CS

Lab Sample ID: 680-88298-24

Date Collected: 03/12/13 10:25

Matrix: Solid

Date Received: 03/14/13 09:44

Percent Solids: 76.3

Prep Type	Batch Type	Batch Method	Run	Dilution Factor	Batch Number	Prepared or Analyzed	Analyst	Lab
Total/NA	Prep	3546			135556	03/20/13 08:31	SC	TAL TAM
Total/NA	Analysis	8270C LL		1	135643	03/21/13 23:13	SCC	TAL TAM
Total/NA	Analysis	Moisture		1	135504	03/18/13 11:11	AG	TAL TAM

Client Sample ID: HP0021B-CS-SP

Lab Sample ID: 680-88298-25

Date Collected: 03/12/13 13:07

Matrix: Solid

Date Received: 03/14/13 09:44

Percent Solids: 78.1

Prep Type	Batch Type	Batch Method	Run	Dilution Factor	Batch Number	Prepared or Analyzed	Analyst	Lab
Total/NA	Prep	3546			135556	03/20/13 08:31	SC	TAL TAM
Total/NA	Analysis	8270C LL		4	135643	03/21/13 23:31	SCC	TAL TAM
Total/NA	Analysis	Moisture		1	135504	03/18/13 11:19	AG	TAL TAM

Lab Chronicle

Client: Oneida Total Integrated Enterprises LLC
 Project/Site: 35th Avenue Superfund Site

TestAmerica Job ID: 680-88298-2
 SDG: 68088298-2

Client Sample ID: HP0021A-CS-SP

Lab Sample ID: 680-88298-26

Date Collected: 03/12/13 12:54

Matrix: Solid

Date Received: 03/14/13 09:44

Percent Solids: 76.0

Prep Type	Batch Type	Batch Method	Run	Dilution Factor	Batch Number	Prepared or Analyzed	Analyst	Lab
Total/NA	Prep	3546			135556	03/20/13 08:31	SC	TAL TAM
Total/NA	Analysis	8270C LL		1	135630	03/21/13 23:31	SCC	TAL TAM
Total/NA	Analysis	Moisture		1	135504	03/18/13 12:12	AG	TAL TAM

Client Sample ID: HP0047A-CS-SP

Lab Sample ID: 680-88298-27

Date Collected: 03/12/13 13:40

Matrix: Solid

Date Received: 03/14/13 09:44

Percent Solids: 85.6

Prep Type	Batch Type	Batch Method	Run	Dilution Factor	Batch Number	Prepared or Analyzed	Analyst	Lab
Total/NA	Prep	3546			135556	03/20/13 08:31	SC	TAL TAM
Total/NA	Analysis	8270C LL		1	135630	03/21/13 23:46	SCC	TAL TAM
Total/NA	Analysis	Moisture		1	135504	03/18/13 12:04	AG	TAL TAM

Client Sample ID: HP0047B-CS-SP

Lab Sample ID: 680-88298-28

Date Collected: 03/12/13 13:52

Matrix: Solid

Date Received: 03/14/13 09:44

Percent Solids: 79.5

Prep Type	Batch Type	Batch Method	Run	Dilution Factor	Batch Number	Prepared or Analyzed	Analyst	Lab
Total/NA	Prep	3546			135556	03/20/13 08:31	SC	TAL TAM
Total/NA	Analysis	8270C LL		1	135753	03/25/13 20:36	SCC	TAL TAM
Total/NA	Analysis	Moisture		1	135509	03/18/13 13:15	AG	TAL TAM

Client Sample ID: CV0578A-CS-SP

Lab Sample ID: 680-88298-29

Date Collected: 03/12/13 14:40

Matrix: Solid

Date Received: 03/14/13 09:44

Percent Solids: 79.7

Prep Type	Batch Type	Batch Method	Run	Dilution Factor	Batch Number	Prepared or Analyzed	Analyst	Lab
Total/NA	Prep	3546			135556	03/20/13 08:31	SC	TAL TAM
Total/NA	Analysis	8270C LL		4	135630	03/22/13 00:16	SCC	TAL TAM
Total/NA	Analysis	Moisture		1	135509	03/18/13 13:11	AG	TAL TAM

Client Sample ID: CV0578B-CS-SP

Lab Sample ID: 680-88298-30

Date Collected: 03/12/13 14:51

Matrix: Solid

Date Received: 03/14/13 09:44

Percent Solids: 77.0

Prep Type	Batch Type	Batch Method	Run	Dilution Factor	Batch Number	Prepared or Analyzed	Analyst	Lab
Total/NA	Prep	3546			135556	03/20/13 08:31	SC	TAL TAM
Total/NA	Analysis	8270C LL		1	135630	03/22/13 00:31	SCC	TAL TAM
Total/NA	Analysis	Moisture		1	135509	03/18/13 13:26	AG	TAL TAM

Lab Chronicle

Client: Oneida Total Integrated Enterprises LLC
Project/Site: 35th Avenue Superfund Site

TestAmerica Job ID: 680-88298-2
SDG: 68088298-2

Client Sample ID: CV0579A-CS-SP

Lab Sample ID: 680-88298-31

Date Collected: 03/12/13 15:05

Matrix: Solid

Date Received: 03/14/13 09:44

Percent Solids: 78.6

Prep Type	Batch Type	Batch Method	Run	Dilution Factor	Batch Number	Prepared or Analyzed	Analyst	Lab
Total/NA	Prep	3546			135556	03/20/13 08:31	SC	TAL TAM
Total/NA	Analysis	8270C LL		1	135753	03/25/13 20:54	SCC	TAL TAM
Total/NA	Analysis	Moisture		1	135504	03/18/13 10:12	AG	TAL TAM

Client Sample ID: CV0579B-CS-SP

Lab Sample ID: 680-88298-32

Date Collected: 03/12/13 15:16

Matrix: Solid

Date Received: 03/14/13 09:44

Percent Solids: 77.5

Prep Type	Batch Type	Batch Method	Run	Dilution Factor	Batch Number	Prepared or Analyzed	Analyst	Lab
Total/NA	Prep	3546			135556	03/20/13 08:31	SC	TAL TAM
Total/NA	Analysis	8270C LL		1	135753	03/25/13 21:13	SCC	TAL TAM
Total/NA	Analysis	Moisture		1	135504	03/18/13 10:11	AG	TAL TAM

Laboratory References:

TAL TAM = TestAmerica Tampa, 6712 Benjamin Road, Suite 100, Tampa, FL 33634, TEL (813)885-7427

Serial Number 59595

ANALYSIS REQUEST AND CHAIN OF CUSTODY RECORD

TestAmerica

THE LEADER IN ENVIRONMENTAL TESTING

TestAmerica Savannah
5102 LaRoche Avenue
Savannah, GA 31404

Website: www.testamericainc.com
Phone: (912) 354-7858
Fax: (912) 352-0165

Alternate Laboratory Name/Location

Phone:
Fax:

PROJECT REFERENCE <i>35th Ave Removal</i>	PROJECT NO. <i>2005148-1356</i>	PROJECT LOCATION (STATE) <i>AL</i>	MATRIX TYPE	REQUIRED ANALYSIS	PAGE <i>2</i>	OF <i>3</i>
TAL (LAB) PROJECT MANAGER <i>Lisa Haney</i>	P.O. NUMBER	CONTRACT NO.			STANDARD REPORT DELIVERY <i>0</i>	
CLIENT FAX					DATE DUE	
CLIENT NAME					EXPEDITED REPORT DELIVERY (SURCHARGE) <i>0</i>	
CLIENT ADDRESS					DATE DUE	
COMPANY CONTRACTING THIS WORK (if applicable)					NUMBER OF COOLERS SUBMITTED PER SHIPMENT:	

(b) (6)
(b) (6)
(b) (6)

COMPOSITE (C) OR GRAB (G) INDICATE
AQUEOUS (WATER)
SOLID OR SEMISOLID
AIR
NONAQUEOUS LIQUID (OIL, SOLVENT, ...)

*LLCAP
PCRA 8*

PRESERVATIVE

Page 20 of 25

SAMPLE		SAMPLE IDENTIFICATION	COMPOSITE (C) OR GRAB (G) INDICATE	AQUEOUS (WATER)	SOLID OR SEMISOLID	AIR	NONAQUEOUS LIQUID (OIL, SOLVENT, ...)	NUMBER OF CONTAINERS SUBMITTED				REMARKS
DATE	TIME											
<i>3/11/13</i>	<i>1235</i>	<i>CV1199A-CS</i>	<i>C</i>	<i>✓</i>			<i>X</i>					
	<i>1245</i>	<i>CV1199B-CS</i>	<i>C</i>	<i>✓</i>			<i>X</i>					
	<i>1340</i>	<i>CV1310A-CS</i>	<i>C</i>	<i>✓</i>			<i>X</i>					
	<i>1400</i>	<i>CV1355A-CS</i>	<i>C</i>	<i>✓</i>			<i>X</i>					
	<i>1410</i>	<i>CV1355B-CS</i>	<i>C</i>	<i>✓</i>			<i>X</i>					
	<i>0915</i>	<i>FM0020A-CS</i>	<i>C</i>	<i>✓</i>			<i>X</i>					
	<i>0930</i>	<i>FM0020B-CS</i>	<i>C</i>	<i>✓</i>			<i>X</i>					
	<i>0930</i>	<i>FM0020B-CS0</i>	<i>C</i>	<i>✓</i>			<i>X</i>					
	<i>0945</i>	<i>FM0020C-CS</i>	<i>C</i>	<i>✓</i>			<i>X</i>					
	<i>0950</i>	<i>FM0020D-GS</i>	<i>G</i>	<i>✓</i>			<i>X</i>					
	<i>1015</i>	<i>FM0334A-CS</i>	<i>C</i>	<i>✓</i>			<i>X</i>					
	<i>1025</i>	<i>FM0334B-CS</i>	<i>C</i>	<i>✓</i>			<i>X</i>					

RELINQUISHED BY: (SIGNATURE) <i>[Signature]</i>	DATE <i>3/13/13</i>	TIME <i>1000</i>	RELINQUISHED BY: (SIGNATURE)	DATE	TIME	RELINQUISHED BY: (SIGNATURE)	DATE	TIME
RECEIVED BY: (SIGNATURE)	DATE	TIME	RECEIVED BY: (SIGNATURE)	DATE	TIME	RECEIVED BY: (SIGNATURE)	DATE	TIME

RECEIVED FOR LABORATORY BY: (SIGNATURE) <i>[Signature]</i>				DATE <i>03/14/13</i>	TIME <i>0944</i>	CUSTODY INTACT YES <input type="radio"/> NO <input type="radio"/>	CUSTODY SEAL NO.	SAVANNAH LOG NO. <i>680 88298</i>	LABORATORY REMARKS <i>1.4°C</i>
---	--	--	--	-------------------------	---------------------	---	------------------	--	------------------------------------

3/26/2013



ANALYSIS REQUEST AND CHAIN OF CUSTODY RECORD

TestAmerica

THE LEADER IN ENVIRONMENTAL TESTING

TestAmerica Savannah
5102 LaRoche Avenue
Savannah, GA 31404

Website: www.testamericainc.com
Phone: (912) 354-7858
Fax: (912) 352-0165

Alternate Laboratory Name/Location

Phone:
Fax:

PROJECT REFERENCE 35th Ave Removal	PROJECT NO. 2005148-1356	PROJECT LOCATION (STATE) AL	MATRIX TYPE	REQUIRED ANALYSIS	PAGE 3 OF 3
TAL (LAB) PROJECT MANAGER Lisa Hankin	P.O. NUMBER	CONTRACT NO.			STANDARD REPORT DELIVERY DATE DUE _____

CLIENT NAME (b) (6)	CLIENT E-MAIL (b) (6)	CLIENT FAX	NONAQUEOUS LIQUID (OIL, SOLVENT, ...)	STANDARD REPORT DELIVERY DATE DUE _____
COMPANY CONTRACTING THIS WORK (if applicable)			URAN	EXPEDITED REPORT DELIVERY (SURCHARGE) DATE DUE _____
			PERA8	NUMBER OF COOLERS SUBMITTED PER SHIPMENT:

PRESERVATIVE

DATE	TIME	SAMPLE IDENTIFICATION	COMPOSITE (C) OR GRAB (G)	INDICATE AQUEOUS (WATER)	SOLID OR SEMISOLID	AIR	NONAQUEOUS LIQUID (OIL, SOLVENT, ...)	NUMBER OF CONTAINERS SUBMITTED										REMARKS			
								1	2	3	4	5	6	7	8	9	10		11	12	
3/12/13	1307	NP0021B-CS-SP	C	✓			X														
	1254	NP0021A-CS-SP	C	✓			X														
	1340	NP0047A-CS-SP	C	✓			X														
	1352	NP0047B-CS-SP	C	✓			X														
	1440	CV0578A-CS-SP	C	✓			X														
	1451	CV0578B-CS-SP	C	✓			X														
	1505	CV0579A-CS-SP	C	✓			X														
	1516	CV0579B-CS-SP	C	✓			X	X													
	1022	CV0169B-CS-SP (sieve)	C	✓			X														
	1516	CV0579B-CS-SP (sieve)	C	✓			X														
	1050	CV0169B CV1033A-CS (sieve)	C	✓			X														

RELINQUISHED BY: (SIGNATURE) [Signature]	DATE 3/13/13	TIME 1800	RELINQUISHED BY: (SIGNATURE)	DATE	TIME	RELINQUISHED BY: (SIGNATURE)	DATE	TIME
RECEIVED BY: (SIGNATURE)	DATE	TIME	RECEIVED BY: (SIGNATURE)	DATE	TIME	RECEIVED BY: (SIGNATURE)	DATE	TIME

RECEIVED FOR LABORATORY BY: (SIGNATURE) [Signature]	DATE 03/14/13	TIME 0944	CUSTODY INTACT YES <input type="radio"/> NO <input type="radio"/>	CUSTODY SEAL NO.	SAVANNAH LOG NO. 881680 88298	LABORATORY REMARKS 1.4 °C
---	-------------------------	---------------------	---	------------------	---	-------------------------------------

(b) (6)
(b) (6)
(b) (6)

Page 21 of 25

3/26/2013

Login Sample Receipt Checklist

Client: Oneida Total Integrated Enterprises LLC

Job Number: 680-88298-2

SDG Number: 68088298-2

Login Number: 88298

List Number: 1

Creator: Barnett, Eddie T

List Source: TestAmerica Savannah

Question	Answer	Comment
Radioactivity wasn't checked or is <=/ background as measured by a survey meter.	N/A	
The cooler's custody seal, if present, is intact.	True	
Sample custody seals, if present, are intact.	True	
The cooler or samples do not appear to have been compromised or tampered with.	True	
Samples were received on ice.	True	
Cooler Temperature is acceptable.	True	
Cooler Temperature is recorded.	True	
COC is present.	True	
COC is filled out in ink and legible.	True	
COC is filled out with all pertinent information.	True	
Is the Field Sampler's name present on COC?	N/A	
There are no discrepancies between the containers received and the COC.	True	
Samples are received within Holding Time.	True	
Sample containers have leg ble labels.	True	
Containers are not broken or leaking.	True	
Sample collection date/times are provided.	True	
Appropriate sample containers are used.	True	
Sample bottles are completely filled.	True	
Sample Preservation Verified.	True	
There is sufficient vol. for all requested analyses, incl. any requested MS/MSDs	True	
Containers requiring zero headspace have no headspace or bubble is <6mm (1/4").	N/A	
Multiphasic samples are not present.	True	
Samples do not require splitting or compositing.	True	
Residual Chlorine Checked.	N/A	

Login Sample Receipt Checklist

Client: Oneida Total Integrated Enterprises LLC

Job Number: 680-88298-2

SDG Number: 68088298-2

Login Number: 88298

List Number: 1

Creator: McNulty, Carol

List Source: TestAmerica Tampa

List Creation: 03/15/13 10:19 AM

Question	Answer	Comment
Radioactivity wasn't checked or is \leq background as measured by a survey meter.	True	
The cooler's custody seal, if present, is intact.	True	
Sample custody seals, if present, are intact.	True	
The cooler or samples do not appear to have been compromised or tampered with.	True	
Samples were received on ice.	True	
Cooler Temperature is acceptable.	True	
Cooler Temperature is recorded.	True	
COC is present.	True	
COC is filled out in ink and legible.	True	
COC is filled out with all pertinent information.	True	
Is the Field Sampler's name present on COC?	True	
There are no discrepancies between the containers received and the COC.	True	
Samples are received within Holding Time.	True	
Sample containers have legible labels.	True	
Containers are not broken or leaking.	True	
Sample collection date/times are provided.	True	
Appropriate sample containers are used.	True	
Sample bottles are completely filled.	True	
Sample Preservation Verified.	True	
There is sufficient vol. for all requested analyses, incl. any requested MS/MSDs	True	
Containers requiring zero headspace have no headspace or bubble is $<6\text{mm}$ (1/4").	True	
Multiphasic samples are not present.	True	
Samples do not require splitting or compositing.	True	
Residual Chlorine Checked.	True	

Certification Summary

Client: Oneida Total Integrated Enterprises LLC
 Project/Site: 35th Avenue Superfund Site

TestAmerica Job ID: 680-88298-2
 SDG: 68088298-2

Laboratory: TestAmerica Savannah

All certifications held by this laboratory are listed. Not all certifications are applicable to this report.

Authority	Program	EPA Region	Certification ID	Expiration Date
A2LA	DoD ELAP		0399-01	03-31-13
A2LA	ISO/IEC 17025		399.01	03-31-13
Alabama	State Program	4	41450	06-30-13
Alaska (UST)	State Program	10	UST-104	06-19-13
California	NELAP	9	3217CA	07-31-13
Colorado	State Program	8	N/A	12-31-13
Connecticut	State Program	1	PH-0161	03-31-13
Florida	NELAP	4	E87052	06-30-13
GA Dept. of Agriculture	State Program	4	N/A	12-31-13
Georgia	State Program	4	N/A	06-30-13
Georgia	State Program	4	803	06-30-13
Guam	State Program	9	09-005r	04-17-13
Hawaii	State Program	9	N/A	06-30-13
Illinois	NELAP	5	200022	11-30-13
Indiana	State Program	5	N/A	06-30-13
Iowa	State Program	7	353	07-01-13
Kentucky	State Program	4	90084	12-31-12
Kentucky (UST)	State Program	4	18	03-31-13
Louisiana	NELAP	6	30690	06-30-13
Louisiana	NELAP	6	LA100015	12-31-13
Maine	State Program	1	GA00006	08-16-14
Maryland	State Program	3	250	12-31-13
Massachusetts	State Program	1	M-GA006	06-30-13
Michigan	State Program	5	9925	06-30-13
Mississippi	State Program	4	N/A	06-30-13
Montana	State Program	8	CERT0081	01-01-14
Nebraska	State Program	7	TestAmerica-Savannah	06-30-13
New Jersey	NELAP	2	GA769	06-30-13
New Mexico	State Program	6	N/A	06-30-13
New York	NELAP	2	10842	04-01-13
North Carolina DENR	State Program	4	269	12-31-13
North Carolina DHHS	State Program	4	13701	07-31-13
Oklahoma	State Program	6	9984	08-31-13
Pennsylvania	NELAP	3	68-00474	06-30-13
Puerto Rico	State Program	2	GA00006	01-01-14
South Carolina	State Program	4	98001	06-30-13
Tennessee	State Program	4	TN02961	06-30-13
Texas	NELAP	6	T104704185-08-TX	11-30-13
USDA	Federal		SAV 3-04	04-07-14
Virginia	NELAP	3	460161	06-14-13
Washington	State Program	10	C1794	06-10-13
West Virginia	State Program	3	9950C	12-31-13
West Virginia DEP	State Program	3	94	06-30-13
Wisconsin	State Program	5	999819810	08-31-13
Wyoming	State Program	8	8TMS-Q	06-30-13

Laboratory: TestAmerica Tampa

All certifications held by this laboratory are listed. Not all certifications are applicable to this report.

Authority	Program	EPA Region	Certification ID	Expiration Date
Alabama	State Program	4	40610	06-30-13
Florida	NELAP	4	E84282	06-30-13

TestAmerica Savannah

Certification Summary

Client: Oneida Total Integrated Enterprises LLC
Project/Site: 35th Avenue Superfund Site

TestAmerica Job ID: 680-88298-2
SDG: 68088298-2

Laboratory: TestAmerica Tampa (Continued)

All certifications held by this laboratory are listed. Not all certifications are applicable to this report.

Authority	Program	EPA Region	Certification ID	Expiration Date
Georgia	State Program	4	905	06-30-13
USDA	Federal		P330-11-00177	04-20-14

- 1
- 2
- 3
- 4
- 5
- 6
- 7
- 8
- 9
- 10
- 11
- 12