

**REDACTED**

## Data Validation Checklist Semivolatile Organic Analyses

Project: 35<sup>TH</sup> Avenue Superfund Site  
 Laboratory: TestAmerica - Savannah, GA<sup>1</sup>  
 Method: SW-846 8270C Low-Level (PAH)  
 Matrix: Soil and Water  
 Reviewer: Karen Marie Trujillo, URS Group, Inc.  
 Concurrence<sup>2</sup>: Nicole Lancaster/Martha Meyers-Lee, URS Group, Inc.

Project No: 15268508.20000  
 Job ID.: 680-90622-1  
 Associated Samples: Refer to **Attachment A** (Sample Summary)  
 Samples Collected: 05/20/2013 and 05/21/2013  
 Date: 06/15/2013  
 Date: 06/18/2013

Review Questions	Yes	No	N/A	Samples (Analytes) Affected/Comments	Flag
1. Were sample storage and preservation requirements met? If temperature >6°C, then J/UJ-flag results.	✓				
2. Were all COC records signed and integrity seals intact, indicating that COC was maintained for all samples?	✓				
3. Were there any problems noted in laboratory data package concerning condition of samples upon receipt?		✓			
4. Do any soil samples contain more than 50% water? If yes, then results are to be reported on a wet-weight basis.		✓			
5. Were holding times met (≤7 and 14 days from collection to extraction for aqueous and solid samples, respectively; ≤40 days from extraction to analysis)? If not, then J/UJ-flag sample results. If grossly (2x) exceeded, then flag J/R.	✓				
6. Were results for all project-specified target analytes reported?	✓				
7. Were project-specified Reporting Limits achieved for undiluted sample analyses?	✓				
8. Were samples with analyte concentrations exceeding the calibration range of the instrument re-analyzed at a higher dilution? If not, then J-flag sample result.	✓				
9. Was a method blank extracted with each batch (i.e., one per 20 samples, per batch, per matrix and per level)?	✓				
10. Were target analytes detected in the method blank?	✓			<ul style="list-style-type: none"> <li>• MB 660-137755/1-A: Phenanthrene @ 5.82 µg/Kg (RL 7.8, MDL 3.8)</li> <li>• MB 660-137790/1-A: Phenanthrene @ 5.84 µg/Kg (RL 7.9, MDL 3.9)</li> </ul>	

<sup>1</sup> All analytical work subcontracted to TestAmerica of Tampa, FL

<sup>2</sup> Independent technical reviewer

## Data Validation Checklist (Continued)

Review Questions	Yes	No	N/A	Samples (Analytes) Affected/Comments	Flag
11. Were target analytes detected in equipment/rinsate blanks?		✓		PAHs were not detected during the analysis of rinsate blank 680-90622-15 (052113-RB-Shovel).	
12. Are equipment/rinsate blanks associated with every sample? If no, note in DV report.	✓			According to the QAPP, a rinsate blank is to be collected after each decontamination event, which occurs once per week per the client. A rinsate blank, 680-90622-15 (052113-RB-Shovel) was collected during the week of 5/20/13. The rinsate blank was analyzed for PAHs under this Test America Job ID.	
13. Were analytes detected in samples below the blank contamination action level? If yes, U-flag positive sample results <5x associated blank concentration (10x for common blank contaminants – phthalates)		✓		Phenanthrene blank contamination action level (BCAL) <sup>3</sup> at 29.2 µg/Kg (5.84 µg/Kg x 5). Sample-specific BCALs were developed by multiplying the BCAL by sample dilution factors and dividing by percent solids. Detected sample results were significantly greater than that observed in the method blanks; therefore, qualification of the data due to the presence of blank contamination is not required.	
14. Is a field duplicate associated with this Job?	✓			<ul style="list-style-type: none"> <li>• HP0068A-CSD (680-90622-10) is a field duplicate of HP0068A-CS (680-90622-9).</li> <li>• CV0747A-CSD (680-90622-17) is a field duplicate of CV0747A-CS (680-90622-16).</li> <li>• CV1358A-CSD (680-90622-21) is a field duplicate of CV1358A-CS (680-90622-20).</li> </ul>	
15. Was precision deemed acceptable as defined by the project plans?		✓		Refer to <b>Attachment B</b> (Field Duplicate Evaluation)	J
16. Were DFTPP ion abundance criteria (i.e., Table 3 of SW-846 8270C) met? If no, professional judgment may be applied to determine to what extent the data may be utilized.	✓			Alternate tuning criteria were used by the laboratory (i.e., EPA Method 525.2). All ion abundance criteria were met per EPA Method 525.2.	
17. Were samples analyzed within 12 hours of the DFTPP tune? If no, professional judgment may be applied to determine to what extent the data may be utilized.	✓				
18. Were initial and continuing calibration standards analyzed at the proper frequency for each instrument? <ul style="list-style-type: none"> <li>• Ensure that a minimum of five standards are used for the initial calibration. If no, use professional judgment to determine the effect on the data and note in the reviewer narrative.</li> </ul>	✓			Water: <ul style="list-style-type: none"> <li>• Instrument ID: BSMA5973</li> <li>• Initial Calibration: 05/30/2013</li> <li>• ICV: 05/30/13 @ 16:53</li> </ul>	

<sup>3</sup> BCAL developed based on the maximum amount observed in all blanks

## Data Validation Checklist (Continued)

Review Questions	Yes	No	N/A	Samples (Analytes) Affected/Comments	Flag
<ul style="list-style-type: none"> <li>An initial calibration is to be associated with each sample analysis.</li> <li>A continuing calibration standard is to be analyzed for every 12 hours of sample analysis per instrument.</li> </ul>				Soil: <ul style="list-style-type: none"> <li>Instrument ID: BSMC5973</li> <li>Initial Calibration: 05/22/2013</li> <li>ICV: 05/22/13 @ 16:53</li> <li>CCV: 05/29/13 @ 14:50</li> </ul> <ul style="list-style-type: none"> <li>Instrument ID: BSMD5973</li> <li>Initial Calibration: 05/23/2013</li> <li>ICV: 05/23/13 @ 15:41</li> <li>CCV: 05/29/13 @ 15:12</li> <li>CCV: 06/03/13 @ 10:59</li> </ul>	
19. Were calibration results within laboratory/project specifications? <ul style="list-style-type: none"> <li>ICAL (Criteria: <math>\leq 15</math> mean %RSD with individual CCC %RSD <math>\leq 30</math> (<math>\leq 50\%</math> for poor performers), OR <math>r \geq 0.995</math>, OR <math>r^2 \geq 0.99</math>, and RRF <math>\geq 0.050</math> (<math>\geq 0.010</math> for poor performers)):               <ul style="list-style-type: none"> <li>If %RSD <math>&gt; 15</math> (<math>&gt; 50\%</math> for poor performers), or <math>r &lt; 0.995</math>, or <math>r^2 &lt; 0.995</math>, then J-flag positive results and UJ-flag non-detects</li> <li>If mean RRF <math>&lt; 0.050</math> (<math>&lt; 0.010</math> for poor performers), then J-flag positive results and R-flag non-detects</li> </ul> </li> <li>ICV and CCV (Criteria: <math>\leq 20\%D</math> (<math>\leq 50\%</math> for poor performers) and RF <math>\geq 0.050</math> (<math>\geq 0.010</math> for poor performers)):               <ul style="list-style-type: none"> <li>If %D <math>&gt; 20</math> (<math>&gt; 50\%</math> for poor performers), then J-flag positive results and UJ-flag non-detects</li> <li>If RF <math>&lt; 0.050</math> (<math>&lt; 0.010</math> for poor performers), then UJ-flag non-detected semivolatile target compounds</li> </ul> </li> </ul>	✓				
20. Was a LCS prepared for each batch and matrix?	✓				
21. Were LCS recoveries within lab control limits? If no, J-flag positive results when %R > Upper Control Limit (UCL) and J/R-flag results when %R < Lower Control Limit (LCL).	✓				
22. Were LCS/LCSD RPD within lab specifications? If no, J-flag positive results and UJ-flag non-detects			✓	LCS Only	
23. Was a MS/MSD pair extracted at the proper frequency (one per 20 samples per batch)?	✓				

## Data Validation Checklist (Continued)

Review Questions	Yes	No	N/A	Samples (Analytes) Affected/Comments	Flag
24. Is the MS/MSD parent sample a project-specific sample?	✓			<ul style="list-style-type: none"> <li>• Soil: <ul style="list-style-type: none"> <li>○ Prep Batch 137755: 680-90622-13 (CV0626B-CS), MS/MSD</li> <li>○ Prep Batch 137913: 680-90622-13 (CV0626B-CS), MS/MSD</li> <li>○ Prep Batch 137790: 680-90622-24 (Batch sample), MS/MSD. Lab sample 680-90622-24 is a project-specific sample (CV0525B-CS-SP) that was selected by TestAmerica for the PAH MS/MSD analyses, and the results were reported under Job ID 680-90622-2.</li> </ul> </li> <li>• Water: Prep Batch 137838: 640-43618-3 (Batch sample), MS only.</li> </ul>	
25. Were MS/MSD recoveries within laboratory/project specifications? <i>Only QC results for project samples are evaluated that are reported under this Job ID are evaluated.</i> <ul style="list-style-type: none"> <li>• If the native sample concentration &gt; 4x spiking level, then an evaluation of interference is not possible.</li> <li>• If either MS or MSD recovery meets control limits, qualification of data is not warranted.</li> <li>• MS and MSD %R&lt;10: J and R Flag positive and ND results, respectively</li> <li>• MS and MSD %R &gt;10 and &lt;LCL: J-Flag positive and UJ-flag non-detect results</li> <li>• MS and MSD R% &gt;UCL (or 140): J-Flag positive results</li> </ul>	✓				
26. Were laboratory criteria met for precision during the MS/MSD analysis? <i>Only QC results for project samples are evaluated that are reported under this Job ID are evaluated.</i> <ul style="list-style-type: none"> <li>• If the native sample concentration &gt; 4x spiking level, then an evaluation of interference is not possible.</li> <li>• If %RPD &gt; UCL, J-flag positive result and UJ-flag non-detect result.</li> </ul>	✓				

## Data Validation Checklist (Continued)

Review Questions	Yes	No	N/A	Samples (Analytes) Affected/Comments	Flag
27. Were surrogate recoveries within lab/project specifications? <ul style="list-style-type: none"> <li>If %R for 1 Acid or BN surrogates &lt;10, then J-flag positive and R-flag non-detect associated sample results</li> <li>If 2 or more Acid or BN %R &gt;UCL, then J-flag positive results</li> <li>If 2 or more Acid or BN %R <math>\geq</math>10%, but &lt;LCL, then J-flag positive results and UJ-flag non-detect results</li> <li>If 2 or more Acid or BN, with 1 %R &gt;UCL and 1 %R <math>\geq</math>10%, but &lt;LCL, then J-flag positive results and UJ-flag non-detect results</li> </ul>	✓				
28. Were internal standard (IS) results within lab/project specifications? <ul style="list-style-type: none"> <li>If IS area counts are less than 50% of the midpoint calibration standard, then J-flag positive and UJ-flag non-detect associated sample results</li> <li>If IS area counts are greater than 100% of the midpoint calibration standard, then J-flag positive results</li> <li>If extremely low area counts are reported or performance exhibits a major abrupt drop-off, then a severe loss of sensitivity is indicated, J-flag positive and R-flag non-detect results</li> <li>If retention time of sample's internal standard is not within 30 seconds of the associated calibration standard, R-flag associated data.</li> <li>The chromatographic profile for that sample must be examined to determine if any false positives or negatives exists. For shifts of large magnitude, the reviewer may consider partial or total rejection of the data for that sample fraction. Positive results need not be qualified as R, if mass spectral criteria are met.</li> </ul>	✓				
29. Was a laboratory duplicate analysis conducted?	✓				
30. Is the laboratory duplicate parent sample a project-specific sample?	✓			Water, Prep batch 137838: 680-90622-15 (052113-RB-Shovel)	
31. Were laboratory criteria met for precision during the laboratory duplicate analysis? <i>Only QC results for project samples that are reported under this Job ID are evaluated.</i> <ul style="list-style-type: none"> <li>If %RPD &gt; UCL, J-flag positive result and UJ-flag non-</li> </ul>			✓	An evaluation of precision is not possible, as target analytes were not detected in either sample.	

**Data Validation Checklist (Continued)**

<b>Review Questions</b>	<b>Yes</b>	<b>No</b>	<b>N/A</b>	<b>Samples (Analytes) Affected/Comments</b>	<b>Flag</b>
detect result.					
32. Were lab comments included in report?	✓			Refer to <b>Attachment C</b> (Case Narrative)	
<p><b>Comments:</b> The data validation was conducted in accordance with the <i>Non-Industrial Use Property Sampling Event QAPP for the 35th Avenue Removal Site, Birmingham, Alabama, Revision 1</i> (OTIE, October 2012). The data review process was modeled after the <i>USEPA Contract Laboratory Program (CLP) National Functional Guidelines (NFG) for Organic Methods Data Review</i> (EPA, October 1999) and <i>USEPA CLP NFG for Low Concentration Organic Methods Data Review</i> (EPA, June 2001). Sample results have been qualified based on the results of the data review process (<b>Attachment D</b>). Criteria for acceptability of data were based upon available site information, analytical method requirements, guidance documents, and professional judgment.</p>					

**DV Flag Definitions:**

- J The analyte was positively identified; the associated numerical value is the approximate concentration of the analyte in the sample.
- R The sample results are unusable. The analyte may or may not be present in the sample.
- U The analyte was analyzed for, but was not detected above the associated level; blank contamination may exist.
- UJ The analyte was not detected above the limit, and the limit is approximate and may be inaccurate or imprecise.

**ATTACHMENT A**  
**SAMPLE SUMMARY**

# Sample Summary

Client: Oneida Total Integrated Enterprises LLC  
Project/Site: 35th Avenue Superfund Site

TestAmerica Job ID: 680-90622-1  
SDG: 68090622-1

Lab Sample ID	Client Sample ID	Matrix	Collected	Received
680-90622-1	CV0182A-CS-SP	Solid	05/20/13 15:03	05/23/13 09:30
680-90622-2	CV0182B-CS-SP	Solid	05/20/13 15:18	05/23/13 09:30
680-90622-3	CV0287A-CS-SP	Solid	05/20/13 14:14	05/23/13 09:30
680-90622-4	CV0287B-CS-SP	Solid	05/20/13 14:29	05/23/13 09:30
680-90622-5	CV1198A-CS-SP	Solid	05/20/13 13:18	05/23/13 09:30
680-90622-6	CV1198B-CS-SP	Solid	05/20/13 13:30	05/23/13 09:30
680-90622-7	CV0003A-CS	Solid	05/20/13 15:15	05/23/13 09:30
680-90622-8	CV0003B-GS	Solid	05/20/13 15:25	05/23/13 09:30
680-90622-9	HP0068A-CS	Solid	05/20/13 13:05	05/23/13 09:30
680-90622-10	HP0068A-CSD	Solid	05/20/13 13:05	05/23/13 09:30
680-90622-11	CV0068B-CS	Solid	05/20/13 13:15	05/23/13 09:30
680-90622-12	CV0626A-CS	Solid	05/20/13 14:35	05/23/13 09:30
680-90622-13	CV0626B-CS	Solid	05/20/13 14:45	05/23/13 09:30
680-90622-15	052113-RB-Shovel	Water	05/21/13 11:35	05/23/13 09:30
680-90622-16	CV0747A-CS	Solid	05/21/13 08:55	05/23/13 09:30
680-90622-17	CV0747A-CSD	Solid	05/21/13 08:55	05/23/13 09:30
680-90622-18	CV1351A-CS	Solid	05/21/13 10:50	05/23/13 09:30
680-90622-19	CV1351B-CS	Solid	05/21/13 10:40	05/23/13 09:30
680-90622-20	CV1358A-CS	Solid	05/21/13 09:30	05/23/13 09:30
680-90622-21	CV1358A-CSD	Solid	05/21/13 09:30	05/23/13 09:30



**ATTACHMENT B**  
**FIELD DUPLICATE EVALUATION**

Evaluation of Field Duplicate Results

Attachment B

Analyte	CV0747A-CS 680-90622-16	RL	CV0747A-CSD 680-90622-17	RL	Unit	Avg. RLx5	RPD	Absolute difference	2x Avg RL	Action
Acenaphthene		530	28	J 140	µg/kg	1675	NA	28	670	None, absolute difference ≤ 2x Avg RL
Acenaphthylene	46	J 210	29	J 57	µg/kg	667.5	NA	17	267	None, absolute difference ≤ 2x Avg RL
Anthracene	140	44	71	12	µg/kg	140	NA	69	56	J/UJ-flag, absolute difference > 2x Avg RL
Benzo(a)anthracene	550	42	360	11	µg/kg	132.5	42	NA	NA	None, RPD ≤ 50%
Benzo(a)pyrene	530	55	320	15	µg/kg	175	49	NA	NA	None, RPD ≤ 50%
Benzo(b)fluoranthene	990	65	580	17	µg/kg	205	52	NA	NA	J/UJ-flag, RPD > 50%
Benzo(g,h,i)perylene	370	110	240	28	µg/kg	345	NA	130	138	None, absolute difference ≤ 2x Avg RL
Benzo(k)fluoranthene	380	42	260	11	µg/kg	132.5	38	NA	NA	None, RPD ≤ 50%
Chrysene	650	48	410	13	µg/kg	152.5	45	NA	NA	None, RPD ≤ 50%
Dibenzo(a,h)anthracene	140	110	74	28	µg/kg	345	NA	66	138	None, absolute difference ≤ 2x Avg RL
Fluoranthene	1500	110	830	28	µg/kg	345	58	NA	NA	J/UJ-flag, RPD > 50%
Fluorene	92	J 110	33	28	µg/kg	345	NA	59	138	None, absolute difference ≤ 2x Avg RL
Indeno(1,2,3-cd)pyrene	310	110	190	28	µg/kg	345	NA	120	138	None, absolute difference ≤ 2x Avg RL
1-Methylnaphthalene	61	J 210	53	J 57	µg/kg	667.5	NA	8	267	None, absolute difference ≤ 2x Avg RL
2-Methylnaphthalene	82	J 210	95	57	µg/kg	667.5	NA	13	267	None, absolute difference ≤ 2x Avg RL
Naphthalene	62	J 210	72	57	µg/kg	667.5	NA	10	267	None, absolute difference ≤ 2x Avg RL
Phenanthrene	1000	42	380	11	µg/kg	132.5	90	NA	NA	J/UJ-flag, RPD > 50%
Pyrene	1200	110	660	28	µg/kg	345	58	NA	NA	J/UJ-flag, RPD > 50%

Note: If the analyte was not detected, then the cell was left blank.

µg/kg - micrograms per kilogram

J - Estimated value

UJ - Not detected and the limit is estimated

NA - Not applicable

RL - Reporting limit

RPD - Relative percent difference

Precision is based on either the absolute difference between sample results or RPD. If the sample results are less than or equal to 5x's the RL, then precision is based on the absolute difference between duplicate results. If sample results >5x's RL, then precision is evaluated using RPD. J-Flag sample results whenever the absolute difference is greater than the RL (2x for soils) or the RPD >20% (50% for soil). Table above presents the results for detected analytes only.

Evaluation of Field Duplicate Results

Attachment B

Analyte	HP0068A-CS 680-90622-9	RL	HP0068A-CSD 680-90622-10	RL	Unit	Avg. RLx5	RPD	Absolute difference	2x Avg RL	Action
Acenaphthylene	7.2	J 54	12	J 50	µg/kg	260	NA	4.8	104	None, absolute difference ≤ 2x Avg RL
Anthracene	13	11	22	11	µg/kg	55	NA	9	22	None, absolute difference ≤ 2x Avg RL
Benzo(a)anthracene	59	11	110	10	µg/kg	52.5	60	NA	NA	J/UJ-flag, RPD > 50%
Benzo(a)pyrene	63	14	110	13	µg/kg	67.5	NA	47	27	J/UJ-flag, absolute difference > 2x Avg RL
Benzo(b)fluoranthene	100	16	230	15	µg/kg	77.5	79	NA	NA	J/UJ-flag, RPD > 50%
Benzo(g,h,i)perylene	58	27	100	25	µg/kg	130	NA	42	52	None, absolute difference ≤ 2x Avg RL
Benzo(k)fluoranthene	37	11	42	10	µg/kg	52.5	NA	5	21	None, absolute difference ≤ 2x Avg RL
Chrysene	90	12	160	11	µg/kg	57.5	56	NA	NA	J/UJ-flag, RPD > 50%
Dibenzo(a,h)anthracene	22	J 27	26	25	µg/kg	130	NA	4	52	None, absolute difference ≤ 2x Avg RL
Fluoranthene	78	27	130	25	µg/kg	130	NA	52	52	None, absolute difference ≤ 2x Avg RL
Fluorene		27	12	J 25	µg/kg	130	NA	12	52	None, absolute difference ≤ 2x Avg RL
Indeno(1,2,3-cd)pyrene	58	27	81	25	µg/kg	130	NA	23	52	None, absolute difference ≤ 2x Avg RL
1-Methylnaphthalene	31	J 54	55	50	µg/kg	260	NA	24	104	None, absolute difference ≤ 2x Avg RL
2-Methylnaphthalene	41	J 54	64	50	µg/kg	260	NA	23	104	None, absolute difference ≤ 2x Avg RL
Naphthalene	35	J 54	38	J 50	µg/kg	260	NA	3	104	None, absolute difference ≤ 2x Avg RL
Phenanthrene	74	11	100	J 10	µg/kg	52.5	30	NA	NA	None, RPD ≤ 50%
Pyrene	76	27	150	25	µg/kg	130	NA	74	52	J/UJ-flag, absolute difference > 2x Avg RL

Note: If the analyte was not detected, then the cell was left blank.

µg/kg - micrograms per kilogram

J- Estimated value

UJ - Not detected and the limit is estimated

NA - Not applicable

RL - Reporting limit

RPD - Relative percent difference

Precision is based on either the absolute difference between sample results or RPD. If the sample results are less than or equal to 5x's the RL, then precision is based on the absolute difference between duplicate results. If sample results >5x's RL, then precision is evaluated using RPD. J-Flag sample results whenever the absolute difference is greater than the RL (2x for soils) or the RPD >20% (50% for soil). Table above presents the results for detected analytes only.

Evaluation of Field Duplicate Results

Attachment B

Analyte	CV1358A-CS 680-90622-20	RL	CV1358A-CSD 680-90622-21	RL	Unit	Avg. RLx5	RPD	Absolute difference	2x Avg RL	Action
Acenaphthylene	99	J 210	63	J 210	µg/kg	1050	NA	36	420	None, absolute difference ≤ 2x Avg RL
Anthracene	150	44	110	45	µg/kg	222.5	NA	40	89	None, absolute difference ≤ 2x Avg RL
Benzo(a)anthracene	410	42	310	43	µg/kg	212.5	28	NA	NA	None, RPD ≤ 50%
Benzo(a)pyrene	420	55	330	55	µg/kg	275	24	NA	NA	None, RPD ≤ 50%
Benzo(b)fluoranthene	770	64	550	65	µg/kg	322.5	33	NA	NA	None, RPD ≤ 50%
Benzo(g,h,i)perylene	400	110	310	110	µg/kg	550	NA	90	220	None, absolute difference ≤ 2x Avg RL
Benzo(k)fluoranthene	210	42	190	43	µg/kg	212.5	NA	20	85	None, absolute difference ≤ 2x Avg RL
Chrysene	630	47	470	48	µg/kg	237.5	29	NA	NA	None, RPD ≤ 50%
Dibenzo(a,h)anthracene	110	110	100	J 110	µg/kg	550	NA	10	220	None, absolute difference ≤ 2x Avg RL
Fluoranthene	880	110	550	110	µg/kg	550	NA	330	220	<b>J/UJ-flag, absolute difference &gt; 2x Avg RL</b>
Fluorene	39	J 110	30	J 110	µg/kg	550	NA	9	220	None, absolute difference ≤ 2x Avg RL
Indeno(1,2,3-cd)pyrene	360	110	290	110	µg/kg	550	NA	70	220	None, absolute difference ≤ 2x Avg RL
1-Methylnaphthalene	190	J 210	150	J 210	µg/kg	1050	NA	40	420	None, absolute difference ≤ 2x Avg RL
2-Methylnaphthalene	240	210	200	J 210	µg/kg	1050	NA	40	420	None, absolute difference ≤ 2x Avg RL
Naphthalene	180	J 210	140	J 210	µg/kg	1050	NA	40	420	None, absolute difference ≤ 2x Avg RL
Phenanthrene	660	42	420	43	µg/kg	212.5	44	NA	NA	None, RPD ≤ 50%
Pyrene	830	110	550	110	µg/kg	550	NA	280	220	<b>J/UJ-flag, absolute difference &gt; 2x Avg RL</b>

Note: If the analyte was not detected, then the cell was left blank.

µg/kg - micrograms per kilogram

J - Estimated value

NA - Not applicable

RL - Reporting limit

RPD - Relative percent difference

Precision is based on either the absolute difference between sample results or RPD. If the sample results are less than or equal to 5x's the RL, then precision is based on the absolute difference between duplicate results. If sample results >5x's RL, then precision is evaluated using RPD. J-Flag sample results whenever the absolute difference is greater than the RL (2x for soils) or the RPD >20% (50% for soil). Table above presents the results for detected analytes only.

**ATTACHMENT C**  
**CASE NARRATIVE**

# Case Narrative

Client: Oneida Total Integrated Enterprises LLC  
Project/Site: 35th Avenue Superfund Site

TestAmerica Job ID: 680-90622-1  
SDG: 68090622-1

**Job ID: 680-90622-1**

**Laboratory: TestAmerica Savannah**

**Narrative**

## CASE NARRATIVE

**Client: Oneida Total Integrated Enterprises LLC**

**Project: 35th Avenue Superfund Site**

**Report Number: 680-90622-1**

With the exceptions noted as flags or footnotes, standard analytical protocols were followed in the analysis of the samples and no problems were encountered or anomalies observed. In addition all laboratory quality control samples were within established control limits, with any exceptions noted below. Each sample was analyzed to achieve the lowest possible reporting limit within the constraints of the method. In some cases, due to interference or analytes present at high concentrations, samples were diluted. For diluted samples, the reporting limits are adjusted relative to the dilution required.

Calculations are performed before rounding to avoid round-off errors in calculated results.

All holding times were met and proper preservation noted for the methods performed on these samples, unless otherwise detailed in the individual sections below.

### **RECEIPT**

The samples were received on 05/23/2013; the samples arrived in good condition, properly preserved and on ice. The temperature of the coolers at receipt was 5.6 C.

### **SEMIVOLATILE ORGANIC COMPOUNDS BY GCMS - LOW LEVEL**

Samples CV0182A-CS-SP (680-90622-1), CV0182B-CS-SP (680-90622-2), CV0287A-CS-SP (680-90622-3), CV0287B-CS-SP (680-90622-4), CV1198A-CS-SP (680-90622-5), CV1198B-CS-SP (680-90622-6), CV0003A-CS (680-90622-7), CV0003B-GS (680-90622-8), HP0068A-CS (680-90622-9), HP0068A-CSD (680-90622-10), CV0068B-CS (680-90622-11), CV0626A-CS (680-90622-12), CV0626B-CS (680-90622-13), CV0747A-CS (680-90622-16), CV0747A-CSD (680-90622-17), CV1351A-CS (680-90622 18), CV1351B CS (680 90622 19), CV1358A CS (680 90622 20) and CV1358A CSD (680 90622 21) were analyzed for Semivolatile Organic Compounds by GCMS - Low Level in accordance with EPA SW-846 Method 8270C. The samples were prepared on 05/24/2013 and 05/30/2013 and analyzed on 05/29/2013 and 06/03/2013.

Samples CV0182A-CS-SP (680-90622-1)[4X], CV0287A-CS-SP (680-90622-3)[4X], CV1198B-CS-SP (680-90622-6)[4X], CV0626A-CS (680-90622-12)[4X], CV0626B-CS (680-90622-13)[4X], CV0747A-CS (680-90622-16)[4X], CV1351A-CS (680-90622-18)[4X], CV1358A-CS (680-90622-20)[4X] and CV1358A-CSD (680-90622-21)[4X] required dilution prior to analysis. The reporting limits have been adjusted accordingly.

Phenanthrene was detected in method blank MB 660-137755/1-A at a level that was above the method detection limit but below the reporting limit. The value should be considered an estimate, and has been flagged. If the associated sample reported a result above the MDL and/or RL, the result has been flagged. Phenanthrene was detected in method blank MB 660-137790/1-A at a level that was above the method detection limit but below the reporting limit. The value should be considered an estimate, and has been flagged. If the associated sample reported a result above the MDL and/or RL, the result has been flagged. Refer to the QC report for details.

Benzo[a]pyrene recovered outside the recovery criteria for the MS of sample 680-90622-24 in batch 660-137911.

No other difficulties were encountered during the SVOAs analysis.

All other quality control parameters were within the acceptance limits.

### **SEMIVOLATILE ORGANIC COMPOUNDS (GC-MS)-Water**

Sample 052113-RB-Shovel (680-90622-15) was analyzed for semivolatile organic compounds (GC-MS) in accordance with EPA SW-846

## Case Narrative

Client: Oneida Total Integrated Enterprises LLC  
Project/Site: 35th Avenue Superfund Site

TestAmerica Job ID: 680-90622-1  
SDG: 68090622-1

---

### Job ID: 680-90622-1 (Continued)

---

#### Laboratory: TestAmerica Savannah (Continued)

Method 8270C. The samples were prepared on 05/28/2013 and analyzed on 05/30/2013.

No difficulties were encountered during the semivolatiles analysis.

All quality control parameters were within the acceptance limits.

1

2

3

4

5

6

7

8

9

10

11

12

**ATTACHMENT D**  
**QUALIFIED SAMPLE RESULTS**



# Client Sample Results

Client: Oneida Total Integrated Enterprises LLC  
 Project/Site: 35th Avenue Superfund Site

TestAmerica Job ID: 680-90622-1  
 SDG: 68090622-1

**Client Sample ID: CV0182A-CS-SP**

**Lab Sample ID: 680-90622-1**

Date Collected: 05/20/13 15:03

Matrix: Solid

Date Received: 05/23/13 09:30

Percent Solids: 76.1

**Method: 8270C LL - Semivolatile Organic Compounds by GCMS - Low Levels**

Analyte	Result	Qualifier	RL	MDL	Unit	D	Prepared	Analyzed	Dil Fac
Acenaphthene	530	U	530	110	ug/Kg	☼	05/24/13 06:38	05/29/13 18:07	4
Acenaphthylene	49	J	210	26	ug/Kg	☼	05/24/13 06:38	05/29/13 18:07	4
Anthracene	43	J	44	22	ug/Kg	☼	05/24/13 06:38	05/29/13 18:07	4
Benzo[a]anthracene	290		42	21	ug/Kg	☼	05/24/13 06:38	05/29/13 18:07	4
Benzo[a]pyrene	290		55	27	ug/Kg	☼	05/24/13 06:38	05/29/13 18:07	4
Benzo[b]fluoranthene	450		64	32	ug/Kg	☼	05/24/13 06:38	05/29/13 18:07	4
Benzo[g,h,i]perylene	200		110	23	ug/Kg	☼	05/24/13 06:38	05/29/13 18:07	4
Benzo[k]fluoranthene	160		42	19	ug/Kg	☼	05/24/13 06:38	05/29/13 18:07	4
Chrysene	340		48	24	ug/Kg	☼	05/24/13 06:38	05/29/13 18:07	4
Dibenz(a,h)anthracene	40	J	110	22	ug/Kg	☼	05/24/13 06:38	05/29/13 18:07	4
Fluoranthene	470		110	21	ug/Kg	☼	05/24/13 06:38	05/29/13 18:07	4
Fluorene	29	J	110	22	ug/Kg	☼	05/24/13 06:38	05/29/13 18:07	4
Indeno[1,2,3-cd]pyrene	190		110	37	ug/Kg	☼	05/24/13 06:38	05/29/13 18:07	4
1-Methylnaphthalene	130	J	210	23	ug/Kg	☼	05/24/13 06:38	05/29/13 18:07	4
2-Methylnaphthalene	150	J	210	37	ug/Kg	☼	05/24/13 06:38	05/29/13 18:07	4
Naphthalene	110	J	210	23	ug/Kg	☼	05/24/13 06:38	05/29/13 18:07	4
Phenanthrene	320	B	42	21	ug/Kg	☼	05/24/13 06:38	05/29/13 18:07	4
Pyrene	440		110	20	ug/Kg	☼	05/24/13 06:38	05/29/13 18:07	4

Surrogate	%Recovery	Qualifier	Limits	Prepared	Analyzed	Dil Fac
<i>o</i> -Terphenyl	68		30 - 130	05/24/13 06:38	05/29/13 18:07	4

**Client Sample ID: CV0182B-CS-SP**

**Lab Sample ID: 680-90622-2**

Date Collected: 05/20/13 15:18

Matrix: Solid

Date Received: 05/23/13 09:30

Percent Solids: 73.9

**Method: 8270C LL - Semivolatile Organic Compounds by GCMS - Low Levels**

Analyte	Result	Qualifier	RL	MDL	Unit	D	Prepared	Analyzed	Dil Fac
Acenaphthene	130	U	130	27	ug/Kg	☼	05/24/13 06:38	05/29/13 18:25	1
Acenaphthylene	33	J	54	6.7	ug/Kg	☼	05/24/13 06:38	05/29/13 18:25	1
Anthracene	28		11	5.6	ug/Kg	☼	05/24/13 06:38	05/29/13 18:25	1
Benzo[a]anthracene	210		11	5.2	ug/Kg	☼	05/24/13 06:38	05/29/13 18:25	1
Benzo[a]pyrene	210		14	7.0	ug/Kg	☼	05/24/13 06:38	05/29/13 18:25	1
Benzo[b]fluoranthene	340		16	8.2	ug/Kg	☼	05/24/13 06:38	05/29/13 18:25	1
Benzo[g,h,i]perylene	180		27	5.9	ug/Kg	☼	05/24/13 06:38	05/29/13 18:25	1
Benzo[k]fluoranthene	110		11	4.8	ug/Kg	☼	05/24/13 06:38	05/29/13 18:25	1
Chrysene	290		12	6.0	ug/Kg	☼	05/24/13 06:38	05/29/13 18:25	1
Dibenz(a,h)anthracene	54		27	5.5	ug/Kg	☼	05/24/13 06:38	05/29/13 18:25	1
Fluoranthene	350		27	5.4	ug/Kg	☼	05/24/13 06:38	05/29/13 18:25	1
Fluorene	20	J	27	5.5	ug/Kg	☼	05/24/13 06:38	05/29/13 18:25	1
Indeno[1,2,3-cd]pyrene	130		27	9.5	ug/Kg	☼	05/24/13 06:38	05/29/13 18:25	1
1-Methylnaphthalene	130		54	5.9	ug/Kg	☼	05/24/13 06:38	05/29/13 18:25	1
2-Methylnaphthalene	160		54	9.5	ug/Kg	☼	05/24/13 06:38	05/29/13 18:25	1
Naphthalene	100		54	5.9	ug/Kg	☼	05/24/13 06:38	05/29/13 18:25	1
Phenanthrene	230	B	11	5.2	ug/Kg	☼	05/24/13 06:38	05/29/13 18:25	1
Pyrene	320		27	5.0	ug/Kg	☼	05/24/13 06:38	05/29/13 18:25	1

Surrogate	%Recovery	Qualifier	Limits	Prepared	Analyzed	Dil Fac
<i>o</i> -Terphenyl	67		30 - 130	05/24/13 06:38	05/29/13 18:25	1

Sample results have been qualified by URS in accordance with the Non-Industrial Use Property Sampling Event QAPP for the 35th Avenue Removal Site, Birmingham, Alabama, Revision 1 (OTTE, October 2012)

TestAmerica Savannah

# Client Sample Results

Client: Oneida Total Integrated Enterprises LLC  
 Project/Site: 35th Avenue Superfund Site

TestAmerica Job ID: 680-90622-1  
 SDG: 68090622-1

**Client Sample ID: CV0287A-CS-SP**

**Lab Sample ID: 680-90622-3**

Date Collected: 05/20/13 14:14

Matrix: Solid

Date Received: 05/23/13 09:30

Percent Solids: 75.6

**Method: 8270C LL - Semivolatile Organic Compounds by GCMS - Low Levels**

Analyte	Result	Qualifier	RL	MDL	Unit	D	Prepared	Analyzed	Dil Fac
Acenaphthene	530	U	530	110	ug/Kg	☼	05/24/13 06:38	05/29/13 18:43	4
<b>Acenaphthylene</b>	<b>96</b>	<b>J</b>	210	26	ug/Kg	☼	05/24/13 06:38	05/29/13 18:43	4
<b>Anthracene</b>	<b>90</b>		44	22	ug/Kg	☼	05/24/13 06:38	05/29/13 18:43	4
<b>Benzo[a]anthracene</b>	<b>480</b>		42	21	ug/Kg	☼	05/24/13 06:38	05/29/13 18:43	4
<b>Benzo[a]pyrene</b>	<b>490</b>		55	27	ug/Kg	☼	05/24/13 06:38	05/29/13 18:43	4
<b>Benzo[b]fluoranthene</b>	<b>750</b>		64	32	ug/Kg	☼	05/24/13 06:38	05/29/13 18:43	4
<b>Benzo[g,h,i]perylene</b>	<b>330</b>		110	23	ug/Kg	☼	05/24/13 06:38	05/29/13 18:43	4
<b>Benzo[k]fluoranthene</b>	<b>280</b>		42	19	ug/Kg	☼	05/24/13 06:38	05/29/13 18:43	4
<b>Chrysene</b>	<b>540</b>		47	24	ug/Kg	☼	05/24/13 06:38	05/29/13 18:43	4
<b>Dibenz(a,h)anthracene</b>	<b>92</b>	<b>J</b>	110	22	ug/Kg	☼	05/24/13 06:38	05/29/13 18:43	4
<b>Fluoranthene</b>	<b>900</b>		110	21	ug/Kg	☼	05/24/13 06:38	05/29/13 18:43	4
<b>Fluorene</b>	<b>57</b>	<b>J</b>	110	22	ug/Kg	☼	05/24/13 06:38	05/29/13 18:43	4
<b>Indeno[1,2,3-cd]pyrene</b>	<b>290</b>		110	37	ug/Kg	☼	05/24/13 06:38	05/29/13 18:43	4
<b>1-Methylnaphthalene</b>	<b>140</b>	<b>J</b>	210	23	ug/Kg	☼	05/24/13 06:38	05/29/13 18:43	4
<b>2-Methylnaphthalene</b>	<b>180</b>	<b>J</b>	210	37	ug/Kg	☼	05/24/13 06:38	05/29/13 18:43	4
<b>Naphthalene</b>	<b>110</b>	<b>J</b>	210	23	ug/Kg	☼	05/24/13 06:38	05/29/13 18:43	4
<b>Phenanthrene</b>	<b>600</b>	<b>B</b>	42	21	ug/Kg	☼	05/24/13 06:38	05/29/13 18:43	4
<b>Pyrene</b>	<b>750</b>		110	19	ug/Kg	☼	05/24/13 06:38	05/29/13 18:43	4
<b>Surrogate</b>	<b>%Recovery</b>	<b>Qualifier</b>	<b>Limits</b>				<b>Prepared</b>	<b>Analyzed</b>	<b>Dil Fac</b>
<i>o</i> -Terphenyl	62		30 - 130				05/24/13 06:38	05/29/13 18:43	4

**Client Sample ID: CV0287B-CS-SP**

**Lab Sample ID: 680-90622-4**

Date Collected: 05/20/13 14:29

Matrix: Solid

Date Received: 05/23/13 09:30

Percent Solids: 80.3

**Method: 8270C LL - Semivolatile Organic Compounds by GCMS - Low Levels**

Analyte	Result	Qualifier	RL	MDL	Unit	D	Prepared	Analyzed	Dil Fac
Acenaphthene	130	U	130	25	ug/Kg	☼	05/24/13 06:38	05/29/13 19:01	1
<b>Acenaphthylene</b>	<b>21</b>	<b>J</b>	50	6.3	ug/Kg	☼	05/24/13 06:38	05/29/13 19:01	1
<b>Anthracene</b>	<b>55</b>		11	5.3	ug/Kg	☼	05/24/13 06:38	05/29/13 19:01	1
<b>Benzo[a]anthracene</b>	<b>260</b>		10	4.9	ug/Kg	☼	05/24/13 06:38	05/29/13 19:01	1
<b>Benzo[a]pyrene</b>	<b>270</b>		13	6.5	ug/Kg	☼	05/24/13 06:38	05/29/13 19:01	1
<b>Benzo[b]fluoranthene</b>	<b>440</b>		15	7.6	ug/Kg	☼	05/24/13 06:38	05/29/13 19:01	1
<b>Benzo[g,h,i]perylene</b>	<b>230</b>		25	5.5	ug/Kg	☼	05/24/13 06:38	05/29/13 19:01	1
<b>Benzo[k]fluoranthene</b>	<b>170</b>		10	4.5	ug/Kg	☼	05/24/13 06:38	05/29/13 19:01	1
<b>Chrysene</b>	<b>340</b>		11	5.6	ug/Kg	☼	05/24/13 06:38	05/29/13 19:01	1
<b>Dibenz(a,h)anthracene</b>	<b>65</b>		25	5.1	ug/Kg	☼	05/24/13 06:38	05/29/13 19:01	1
<b>Fluoranthene</b>	<b>530</b>		25	5.0	ug/Kg	☼	05/24/13 06:38	05/29/13 19:01	1
<b>Fluorene</b>	<b>28</b>		25	5.1	ug/Kg	☼	05/24/13 06:38	05/29/13 19:01	1
<b>Indeno[1,2,3-cd]pyrene</b>	<b>170</b>		25	8.9	ug/Kg	☼	05/24/13 06:38	05/29/13 19:01	1
<b>1-Methylnaphthalene</b>	<b>110</b>		50	5.5	ug/Kg	☼	05/24/13 06:38	05/29/13 19:01	1
<b>2-Methylnaphthalene</b>	<b>140</b>		50	8.9	ug/Kg	☼	05/24/13 06:38	05/29/13 19:01	1
<b>Naphthalene</b>	<b>100</b>		50	5.5	ug/Kg	☼	05/24/13 06:38	05/29/13 19:01	1
<b>Phenanthrene</b>	<b>300</b>	<b>B</b>	10	4.9	ug/Kg	☼	05/24/13 06:38	05/29/13 19:01	1
<b>Pyrene</b>	<b>460</b>		25	4.6	ug/Kg	☼	05/24/13 06:38	05/29/13 19:01	1
<b>Surrogate</b>	<b>%Recovery</b>	<b>Qualifier</b>	<b>Limits</b>				<b>Prepared</b>	<b>Analyzed</b>	<b>Dil Fac</b>
<i>o</i> -Terphenyl	63		30 - 130				05/24/13 06:38	05/29/13 19:01	1

Sample results have been qualified by URS in accordance with the Non-Industrial Use Property Sampling Event QAPP for the 35th Avenue Removal Site, Birmingham, Alabama, Revision 1 (OTTE, October 2012)

TestAmerica Savannah

# Client Sample Results

Client: Oneida Total Integrated Enterprises LLC  
 Project/Site: 35th Avenue Superfund Site

TestAmerica Job ID: 680-90622-1  
 SDG: 68090622-1

**Client Sample ID: CV1198A-CS-SP**

**Lab Sample ID: 680-90622-5**

Date Collected: 05/20/13 13:18

Matrix: Solid

Date Received: 05/23/13 09:30

Percent Solids: 81.2

**Method: 8270C LL - Semivolatile Organic Compounds by GCMS - Low Levels**

Analyte	Result	Qualifier	RL	MDL	Unit	D	Prepared	Analyzed	Dil Fac
Acenaphthene	120	U	120	24	ug/Kg	☼	05/24/13 06:38	05/29/13 19:20	1
Acenaphthylene	23	J	49	6.1	ug/Kg	☼	05/24/13 06:38	05/29/13 19:20	1
Anthracene	26		10	5.1	ug/Kg	☼	05/24/13 06:38	05/29/13 19:20	1
Benzo[a]anthracene	150		9.8	4.8	ug/Kg	☼	05/24/13 06:38	05/29/13 19:20	1
Benzo[a]pyrene	160		13	6.3	ug/Kg	☼	05/24/13 06:38	05/29/13 19:20	1
Benzo[b]fluoranthene	310		15	7.4	ug/Kg	☼	05/24/13 06:38	05/29/13 19:20	1
Benzo[g,h,i]perylene	160		24	5.4	ug/Kg	☼	05/24/13 06:38	05/29/13 19:20	1
Benzo[k]fluoranthene	76		9.8	4.4	ug/Kg	☼	05/24/13 06:38	05/29/13 19:20	1
Chrysene	230		11	5.5	ug/Kg	☼	05/24/13 06:38	05/29/13 19:20	1
Dibenz(a,h)anthracene	52		24	5.0	ug/Kg	☼	05/24/13 06:38	05/29/13 19:20	1
Fluoranthene	250		24	4.9	ug/Kg	☼	05/24/13 06:38	05/29/13 19:20	1
Fluorene	6.7	J	24	5.0	ug/Kg	☼	05/24/13 06:38	05/29/13 19:20	1
Indeno[1,2,3-cd]pyrene	130		24	8.7	ug/Kg	☼	05/24/13 06:38	05/29/13 19:20	1
1-Methylnaphthalene	62		49	5.4	ug/Kg	☼	05/24/13 06:38	05/29/13 19:20	1
2-Methylnaphthalene	68		49	8.7	ug/Kg	☼	05/24/13 06:38	05/29/13 19:20	1
Naphthalene	52		49	5.4	ug/Kg	☼	05/24/13 06:38	05/29/13 19:20	1
Phenanthrene	160	B	9.8	4.8	ug/Kg	☼	05/24/13 06:38	05/29/13 19:20	1
Pyrene	250		24	4.5	ug/Kg	☼	05/24/13 06:38	05/29/13 19:20	1
<b>Surrogate</b>	<b>%Recovery</b>	<b>Qualifier</b>	<b>Limits</b>				<b>Prepared</b>	<b>Analyzed</b>	<b>Dil Fac</b>
<i>o</i> -Terphenyl	56		30 - 130				05/24/13 06:38	05/29/13 19:20	1

**Client Sample ID: CV1198B-CS-SP**

**Lab Sample ID: 680-90622-6**

Date Collected: 05/20/13 13:30

Matrix: Solid

Date Received: 05/23/13 09:30

Percent Solids: 80.5

**Method: 8270C LL - Semivolatile Organic Compounds by GCMS - Low Levels**

Analyte	Result	Qualifier	RL	MDL	Unit	D	Prepared	Analyzed	Dil Fac
Acenaphthene	280	J	490	98	ug/Kg	☼	05/24/13 06:38	05/29/13 19:38	4
Acenaphthylene	230		200	25	ug/Kg	☼	05/24/13 06:38	05/29/13 19:38	4
Anthracene	440		41	21	ug/Kg	☼	05/24/13 06:38	05/29/13 19:38	4
Benzo[a]anthracene	2200		39	19	ug/Kg	☼	05/24/13 06:38	05/29/13 19:38	4
Benzo[a]pyrene	2200		51	26	ug/Kg	☼	05/24/13 06:38	05/29/13 19:38	4
Benzo[b]fluoranthene	4900		60	30	ug/Kg	☼	05/24/13 06:38	05/29/13 19:38	4
Benzo[g,h,i]perylene	1500		98	22	ug/Kg	☼	05/24/13 06:38	05/29/13 19:38	4
Benzo[k]fluoranthene	1400		39	18	ug/Kg	☼	05/24/13 06:38	05/29/13 19:38	4
Chrysene	3800		44	22	ug/Kg	☼	05/24/13 06:38	05/29/13 19:38	4
Dibenz(a,h)anthracene	410		98	20	ug/Kg	☼	05/24/13 06:38	05/29/13 19:38	4
Fluoranthene	10000		98	20	ug/Kg	☼	05/24/13 06:38	05/29/13 19:38	4
Fluorene	380		98	20	ug/Kg	☼	05/24/13 06:38	05/29/13 19:38	4
Indeno[1,2,3-cd]pyrene	1300		98	35	ug/Kg	☼	05/24/13 06:38	05/29/13 19:38	4
1-Methylnaphthalene	250		200	22	ug/Kg	☼	05/24/13 06:38	05/29/13 19:38	4
2-Methylnaphthalene	350		200	35	ug/Kg	☼	05/24/13 06:38	05/29/13 19:38	4
Naphthalene	300		200	22	ug/Kg	☼	05/24/13 06:38	05/29/13 19:38	4
Phenanthrene	8200	B	39	19	ug/Kg	☼	05/24/13 06:38	05/29/13 19:38	4
Pyrene	6800		98	18	ug/Kg	☼	05/24/13 06:38	05/29/13 19:38	4
<b>Surrogate</b>	<b>%Recovery</b>	<b>Qualifier</b>	<b>Limits</b>				<b>Prepared</b>	<b>Analyzed</b>	<b>Dil Fac</b>
<i>o</i> -Terphenyl	79		30 - 130				05/24/13 06:38	05/29/13 19:38	4

Sample results have been qualified by URS in accordance with the Non-Industrial Use Property Sampling Event QAPP for the 35th Avenue Removal Site, Birmingham, Alabama, Revision 1 (OTTE, October 2012)

TestAmerica Savannah

# Client Sample Results

Client: Oneida Total Integrated Enterprises LLC  
 Project/Site: 35th Avenue Superfund Site

TestAmerica Job ID: 680-90622-1  
 SDG: 68090622-1

**Client Sample ID: CV0003A-CS**

**Lab Sample ID: 680-90622-7**

Date Collected: 05/20/13 15:15

Matrix: Solid

Date Received: 05/23/13 09:30

Percent Solids: 78.7

**Method: 8270C LL - Semivolatile Organic Compounds by GCMS - Low Levels**

Analyte	Result	Qualifier	RL	MDL	Unit	D	Prepared	Analyzed	Dil Fac
Acenaphthene	37	J	130	25	ug/Kg	☼	05/24/13 06:38	05/29/13 19:56	1
Acenaphthylene	18	J	51	6.3	ug/Kg	☼	05/24/13 06:38	05/29/13 19:56	1
Anthracene	100		11	5.3	ug/Kg	☼	05/24/13 06:38	05/29/13 19:56	1
Benzo[a]anthracene	550		10	4.9	ug/Kg	☼	05/24/13 06:38	05/29/13 19:56	1
Benzo[a]pyrene	520		13	6.6	ug/Kg	☼	05/24/13 06:38	05/29/13 19:56	1
Benzo[b]fluoranthene	870		15	7.7	ug/Kg	☼	05/24/13 06:38	05/29/13 19:56	1
Benzo[g,h,i]perylene	360		25	5.6	ug/Kg	☼	05/24/13 06:38	05/29/13 19:56	1
Benzo[k]fluoranthene	260		10	4.5	ug/Kg	☼	05/24/13 06:38	05/29/13 19:56	1
Chrysene	610		11	5.7	ug/Kg	☼	05/24/13 06:38	05/29/13 19:56	1
Dibenz(a,h)anthracene	120		25	5.2	ug/Kg	☼	05/24/13 06:38	05/29/13 19:56	1
Fluoranthene	920		25	5.1	ug/Kg	☼	05/24/13 06:38	05/29/13 19:56	1
Fluorene	28		25	5.2	ug/Kg	☼	05/24/13 06:38	05/29/13 19:56	1
Indeno[1,2,3-cd]pyrene	290		25	9.0	ug/Kg	☼	05/24/13 06:38	05/29/13 19:56	1
1-Methylnaphthalene	74		51	5.6	ug/Kg	☼	05/24/13 06:38	05/29/13 19:56	1
2-Methylnaphthalene	110		51	9.0	ug/Kg	☼	05/24/13 06:38	05/29/13 19:56	1
Naphthalene	94		51	5.6	ug/Kg	☼	05/24/13 06:38	05/29/13 19:56	1
Phenanthrene	470	B	10	4.9	ug/Kg	☼	05/24/13 06:38	05/29/13 19:56	1
Pyrene	830		25	4.7	ug/Kg	☼	05/24/13 06:38	05/29/13 19:56	1
<b>Surrogate</b>	<b>%Recovery</b>	<b>Qualifier</b>	<b>Limits</b>				<b>Prepared</b>	<b>Analyzed</b>	<b>Dil Fac</b>
<i>o</i> -Terphenyl	61		30 - 130				05/24/13 06:38	05/29/13 19:56	1

**Client Sample ID: CV0003B-GS**

**Lab Sample ID: 680-90622-8**

Date Collected: 05/20/13 15:25

Matrix: Solid

Date Received: 05/23/13 09:30

Percent Solids: 72.7

**Method: 8270C LL - Semivolatile Organic Compounds by GCMS - Low Levels**

Analyte	Result	Qualifier	RL	MDL	Unit	D	Prepared	Analyzed	Dil Fac
Acenaphthene	140	U	140	27	ug/Kg	☼	05/24/13 06:38	05/29/13 20:15	1
Acenaphthylene	13	J	54	6.8	ug/Kg	☼	05/24/13 06:38	05/29/13 20:15	1
Anthracene	29		11	5.7	ug/Kg	☼	05/24/13 06:38	05/29/13 20:15	1
Benzo[a]anthracene	120		11	5.3	ug/Kg	☼	05/24/13 06:38	05/29/13 20:15	1
Benzo[a]pyrene	120		14	7.1	ug/Kg	☼	05/24/13 06:38	05/29/13 20:15	1
Benzo[b]fluoranthene	260		17	8.3	ug/Kg	☼	05/24/13 06:38	05/29/13 20:15	1
Benzo[g,h,i]perylene	250		27	6.0	ug/Kg	☼	05/24/13 06:38	05/29/13 20:15	1
Benzo[k]fluoranthene	75		11	4.9	ug/Kg	☼	05/24/13 06:38	05/29/13 20:15	1
Chrysene	220		12	6.1	ug/Kg	☼	05/24/13 06:38	05/29/13 20:15	1
Dibenz(a,h)anthracene	48		27	5.6	ug/Kg	☼	05/24/13 06:38	05/29/13 20:15	1
Fluoranthene	140		27	5.4	ug/Kg	☼	05/24/13 06:38	05/29/13 20:15	1
Fluorene	20	J	27	5.6	ug/Kg	☼	05/24/13 06:38	05/29/13 20:15	1
Indeno[1,2,3-cd]pyrene	140		27	9.6	ug/Kg	☼	05/24/13 06:38	05/29/13 20:15	1
1-Methylnaphthalene	99		54	6.0	ug/Kg	☼	05/24/13 06:38	05/29/13 20:15	1
2-Methylnaphthalene	160		54	9.6	ug/Kg	☼	05/24/13 06:38	05/29/13 20:15	1
Naphthalene	160		54	6.0	ug/Kg	☼	05/24/13 06:38	05/29/13 20:15	1
Phenanthrene	190	B	11	5.3	ug/Kg	☼	05/24/13 06:38	05/29/13 20:15	1
Pyrene	170		27	5.0	ug/Kg	☼	05/24/13 06:38	05/29/13 20:15	1
<b>Surrogate</b>	<b>%Recovery</b>	<b>Qualifier</b>	<b>Limits</b>				<b>Prepared</b>	<b>Analyzed</b>	<b>Dil Fac</b>
<i>o</i> -Terphenyl	62		30 - 130				05/24/13 06:38	05/29/13 20:15	1

Sample results have been qualified by URS in accordance with the Non-Industrial Use Property Sampling Event QAPP for the 35th Avenue Removal Site, Birmingham, Alabama, Revision 1 (OTTE, October 2012)

TestAmerica Savannah

# Client Sample Results

Client: Oneida Total Integrated Enterprises LLC  
 Project/Site: 35th Avenue Superfund Site

TestAmerica Job ID: 680-90622-1  
 SDG: 68090622-1

**Client Sample ID: HP0068A-CS**

**Lab Sample ID: 680-90622-9**

Date Collected: 05/20/13 13:05

Matrix: Solid

Date Received: 05/23/13 09:30

Percent Solids: 74.4

**Method: 8270C LL - Semivolatile Organic Compounds by GCMS - Low Levels**

Analyte	Result	Qualifier	RL	MDL	Unit	D	Prepared	Analyzed	Dil Fac
Acenaphthene	130	U	130	27	ug/Kg	☼	05/30/13 11:37	06/03/13 15:25	1
<b>Acenaphthylene</b>	<b>7.2</b>	<b>J</b>	54	6.7	ug/Kg	☼	05/30/13 11:37	06/03/13 15:25	1
<b>Anthracene</b>	<b>13</b>		11	5.7	ug/Kg	☼	05/30/13 11:37	06/03/13 15:25	1
<b>Benzo[a]anthracene</b>	<b>59</b>		11	5.2	ug/Kg	☼	05/30/13 11:37	06/03/13 15:25	1
<b>Benzo[a]pyrene</b>	<b>63</b>		14	7.0	ug/Kg	☼	05/30/13 11:37	06/03/13 15:25	1
<b>Benzo[b]fluoranthene</b>	<b>100</b>		16	8.2	ug/Kg	☼	05/30/13 11:37	06/03/13 15:25	1
<b>Benzo[g,h,i]perylene</b>	<b>58</b>		27	5.9	ug/Kg	☼	05/30/13 11:37	06/03/13 15:25	1
<b>Benzo[k]fluoranthene</b>	<b>37</b>		11	4.8	ug/Kg	☼	05/30/13 11:37	06/03/13 15:25	1
<b>Chrysene</b>	<b>90</b>		12	6.1	ug/Kg	☼	05/30/13 11:37	06/03/13 15:25	1
<b>Dibenz(a,h)anthracene</b>	<b>22</b>	<b>J</b>	27	5.5	ug/Kg	☼	05/30/13 11:37	06/03/13 15:25	1
<b>Fluoranthene</b>	<b>78</b>		27	5.4	ug/Kg	☼	05/30/13 11:37	06/03/13 15:25	1
Fluorene	27	U	27	5.5	ug/Kg	☼	05/30/13 11:37	06/03/13 15:25	1
<b>Indeno[1,2,3-cd]pyrene</b>	<b>58</b>		27	9.6	ug/Kg	☼	05/30/13 11:37	06/03/13 15:25	1
<b>1-Methylnaphthalene</b>	<b>31</b>	<b>J</b>	54	5.9	ug/Kg	☼	05/30/13 11:37	06/03/13 15:25	1
<b>2-Methylnaphthalene</b>	<b>41</b>	<b>J</b>	54	9.6	ug/Kg	☼	05/30/13 11:37	06/03/13 15:25	1
<b>Naphthalene</b>	<b>35</b>	<b>J</b>	54	5.9	ug/Kg	☼	05/30/13 11:37	06/03/13 15:25	1
<b>Phenanthrene</b>	<b>74</b>		11	5.2	ug/Kg	☼	05/30/13 11:37	06/03/13 15:25	1
<b>Pyrene</b>	<b>76</b>		27	5.0	ug/Kg	☼	05/30/13 11:37	06/03/13 15:25	1
<b>Surrogate</b>	<b>%Recovery</b>	<b>Qualifier</b>	<b>Limits</b>				<b>Prepared</b>	<b>Analyzed</b>	<b>Dil Fac</b>
<i>o</i> -Terphenyl	74		30 - 130				05/30/13 11:37	06/03/13 15:25	1

**Client Sample ID: HP0068A-CSD**

**Lab Sample ID: 680-90622-10**

Date Collected: 05/20/13 13:05

Matrix: Solid

Date Received: 05/23/13 09:30

Percent Solids: 78.9

**Method: 8270C LL - Semivolatile Organic Compounds by GCMS - Low Levels**

Analyte	Result	Qualifier	RL	MDL	Unit	D	Prepared	Analyzed	Dil Fac
Acenaphthene	130	U	130	25	ug/Kg	☼	05/24/13 06:38	05/29/13 20:51	1
<b>Acenaphthylene</b>	<b>12</b>	<b>J</b>	50	6.3	ug/Kg	☼	05/24/13 06:38	05/29/13 20:51	1
<b>Anthracene</b>	<b>22</b>		11	5.3	ug/Kg	☼	05/24/13 06:38	05/29/13 20:51	1
<b>Benzo[a]anthracene</b>	<b>110</b>		10	4.9	ug/Kg	☼	05/24/13 06:38	05/29/13 20:51	1
<b>Benzo[a]pyrene</b>	<b>110</b>		13	6.5	ug/Kg	☼	05/24/13 06:38	05/29/13 20:51	1
<b>Benzo[b]fluoranthene</b>	<b>230</b>		15	7.6	ug/Kg	☼	05/24/13 06:38	05/29/13 20:51	1
<b>Benzo[g,h,i]perylene</b>	<b>100</b>		25	5.5	ug/Kg	☼	05/24/13 06:38	05/29/13 20:51	1
<b>Benzo[k]fluoranthene</b>	<b>42</b>		10	4.5	ug/Kg	☼	05/24/13 06:38	05/29/13 20:51	1
<b>Chrysene</b>	<b>160</b>		11	5.6	ug/Kg	☼	05/24/13 06:38	05/29/13 20:51	1
<b>Dibenz(a,h)anthracene</b>	<b>26</b>		25	5.1	ug/Kg	☼	05/24/13 06:38	05/29/13 20:51	1
<b>Fluoranthene</b>	<b>130</b>		25	5.0	ug/Kg	☼	05/24/13 06:38	05/29/13 20:51	1
<b>Fluorene</b>	<b>12</b>	<b>J</b>	25	5.1	ug/Kg	☼	05/24/13 06:38	05/29/13 20:51	1
<b>Indeno[1,2,3-cd]pyrene</b>	<b>81</b>		25	8.9	ug/Kg	☼	05/24/13 06:38	05/29/13 20:51	1
<b>1-Methylnaphthalene</b>	<b>55</b>		50	5.5	ug/Kg	☼	05/24/13 06:38	05/29/13 20:51	1
<b>2-Methylnaphthalene</b>	<b>64</b>		50	8.9	ug/Kg	☼	05/24/13 06:38	05/29/13 20:51	1
<b>Naphthalene</b>	<b>38</b>	<b>J</b>	50	5.5	ug/Kg	☼	05/24/13 06:38	05/29/13 20:51	1
<b>Phenanthrene</b>	<b>100</b>	<b>B</b>	10	4.9	ug/Kg	☼	05/24/13 06:38	05/29/13 20:51	1
<b>Pyrene</b>	<b>150</b>		25	4.6	ug/Kg	☼	05/24/13 06:38	05/29/13 20:51	1
<b>Surrogate</b>	<b>%Recovery</b>	<b>Qualifier</b>	<b>Limits</b>				<b>Prepared</b>	<b>Analyzed</b>	<b>Dil Fac</b>
<i>o</i> -Terphenyl	60		30 - 130				05/24/13 06:38	05/29/13 20:51	1

Sample results have been qualified by URS in accordance with the Non-Industrial Use Property Sampling Event QAPP for the 35th Avenue Removal Site, Birmingham, Alabama, Revision 1 (OTTE, October 2012)

TestAmerica Savannah

# Client Sample Results

Client: Oneida Total Integrated Enterprises LLC  
 Project/Site: 35th Avenue Superfund Site

TestAmerica Job ID: 680-90622-1  
 SDG: 68090622-1

**Client Sample ID: CV0068B-CS**

**Lab Sample ID: 680-90622-11**

Date Collected: 05/20/13 13:15

Matrix: Solid

Date Received: 05/23/13 09:30

Percent Solids: 78.9

**Method: 8270C LL - Semivolatile Organic Compounds by GCMS - Low Levels**

Analyte	Result	Qualifier	RL	MDL	Unit	D	Prepared	Analyzed	Dil Fac
Acenaphthene	130	U	130	25	ug/Kg	☼	05/30/13 11:37	06/03/13 15:48	1
<b>Acenaphthylene</b>	<b>7.6</b>	<b>J</b>	51	6.3	ug/Kg	☼	05/30/13 11:37	06/03/13 15:48	1
<b>Anthracene</b>	<b>13</b>		11	5.3	ug/Kg	☼	05/30/13 11:37	06/03/13 15:48	1
<b>Benzo[a]anthracene</b>	<b>81</b>		10	5.0	ug/Kg	☼	05/30/13 11:37	06/03/13 15:48	1
<b>Benzo[a]pyrene</b>	<b>95</b>		13	6.6	ug/Kg	☼	05/30/13 11:37	06/03/13 15:48	1
<b>Benzo[b]fluoranthene</b>	<b>160</b>		15	7.7	ug/Kg	☼	05/30/13 11:37	06/03/13 15:48	1
<b>Benzo[g,h,i]perylene</b>	<b>82</b>		25	5.6	ug/Kg	☼	05/30/13 11:37	06/03/13 15:48	1
<b>Benzo[k]fluoranthene</b>	<b>50</b>		10	4.6	ug/Kg	☼	05/30/13 11:37	06/03/13 15:48	1
<b>Chrysene</b>	<b>110</b>		11	5.7	ug/Kg	☼	05/30/13 11:37	06/03/13 15:48	1
<b>Dibenz(a,h)anthracene</b>	<b>25</b>		25	5.2	ug/Kg	☼	05/30/13 11:37	06/03/13 15:48	1
<b>Fluoranthene</b>	<b>93</b>		25	5.1	ug/Kg	☼	05/30/13 11:37	06/03/13 15:48	1
Fluorene	25	U	25	5.2	ug/Kg	☼	05/30/13 11:37	06/03/13 15:48	1
<b>Indeno[1,2,3-cd]pyrene</b>	<b>83</b>		25	9.0	ug/Kg	☼	05/30/13 11:37	06/03/13 15:48	1
<b>1-Methylnaphthalene</b>	<b>25</b>	<b>J</b>	51	5.6	ug/Kg	☼	05/30/13 11:37	06/03/13 15:48	1
<b>2-Methylnaphthalene</b>	<b>30</b>	<b>J</b>	51	9.0	ug/Kg	☼	05/30/13 11:37	06/03/13 15:48	1
<b>Naphthalene</b>	<b>30</b>	<b>J</b>	51	5.6	ug/Kg	☼	05/30/13 11:37	06/03/13 15:48	1
<b>Phenanthrene</b>	<b>59</b>		10	5.0	ug/Kg	☼	05/30/13 11:37	06/03/13 15:48	1
<b>Pyrene</b>	<b>98</b>		25	4.7	ug/Kg	☼	05/30/13 11:37	06/03/13 15:48	1
<b>Surrogate</b>	<b>%Recovery</b>	<b>Qualifier</b>	<b>Limits</b>				<b>Prepared</b>	<b>Analyzed</b>	<b>Dil Fac</b>
<i>o</i> -Terphenyl	79		30 - 130				05/30/13 11:37	06/03/13 15:48	1

**Client Sample ID: CV0626A-CS**

**Lab Sample ID: 680-90622-12**

Date Collected: 05/20/13 14:35

Matrix: Solid

Date Received: 05/23/13 09:30

Percent Solids: 76.3

**Method: 8270C LL - Semivolatile Organic Compounds by GCMS - Low Levels**

Analyte	Result	Qualifier	RL	MDL	Unit	D	Prepared	Analyzed	Dil Fac
Acenaphthene	520	U	520	100	ug/Kg	☼	05/24/13 06:38	05/29/13 21:27	4
<b>Acenaphthylene</b>	<b>41</b>	<b>J</b>	210	26	ug/Kg	☼	05/24/13 06:38	05/29/13 21:27	4
<b>Anthracene</b>	<b>67</b>		44	22	ug/Kg	☼	05/24/13 06:38	05/29/13 21:27	4
<b>Benzo[a]anthracene</b>	<b>330</b>		42	20	ug/Kg	☼	05/24/13 06:38	05/29/13 21:27	4
<b>Benzo[a]pyrene</b>	<b>320</b>		54	27	ug/Kg	☼	05/24/13 06:38	05/29/13 21:27	4
<b>Benzo[b]fluoranthene</b>	<b>550</b>		64	32	ug/Kg	☼	05/24/13 06:38	05/29/13 21:27	4
<b>Benzo[g,h,i]perylene</b>	<b>230</b>		100	23	ug/Kg	☼	05/24/13 06:38	05/29/13 21:27	4
<b>Benzo[k]fluoranthene</b>	<b>150</b>		42	19	ug/Kg	☼	05/24/13 06:38	05/29/13 21:27	4
<b>Chrysene</b>	<b>380</b>		47	23	ug/Kg	☼	05/24/13 06:38	05/29/13 21:27	4
<b>Dibenz(a,h)anthracene</b>	<b>64</b>	<b>J</b>	100	21	ug/Kg	☼	05/24/13 06:38	05/29/13 21:27	4
<b>Fluoranthene</b>	<b>390</b>		100	21	ug/Kg	☼	05/24/13 06:38	05/29/13 21:27	4
<b>Fluorene</b>	<b>36</b>	<b>J</b>	100	21	ug/Kg	☼	05/24/13 06:38	05/29/13 21:27	4
<b>Indeno[1,2,3-cd]pyrene</b>	<b>240</b>		100	37	ug/Kg	☼	05/24/13 06:38	05/29/13 21:27	4
<b>1-Methylnaphthalene</b>	<b>120</b>	<b>J</b>	210	23	ug/Kg	☼	05/24/13 06:38	05/29/13 21:27	4
<b>2-Methylnaphthalene</b>	<b>150</b>	<b>J</b>	210	37	ug/Kg	☼	05/24/13 06:38	05/29/13 21:27	4
<b>Naphthalene</b>	<b>97</b>	<b>J</b>	210	23	ug/Kg	☼	05/24/13 06:38	05/29/13 21:27	4
<b>Phenanthrene</b>	<b>290</b>	<b>B</b>	42	20	ug/Kg	☼	05/24/13 06:38	05/29/13 21:27	4
<b>Pyrene</b>	<b>420</b>		100	19	ug/Kg	☼	05/24/13 06:38	05/29/13 21:27	4
<b>Surrogate</b>	<b>%Recovery</b>	<b>Qualifier</b>	<b>Limits</b>				<b>Prepared</b>	<b>Analyzed</b>	<b>Dil Fac</b>
<i>o</i> -Terphenyl	47		30 - 130				05/24/13 06:38	05/29/13 21:27	4

Sample results have been qualified by URS in accordance with the Non-Industrial Use Property Sampling Event QAPP for the 35th Avenue Removal Site, Birmingham, Alabama, Revision 1 (OTTE, October 2012)

TestAmerica Savannah

# Client Sample Results

Client: Oneida Total Integrated Enterprises LLC  
 Project/Site: 35th Avenue Superfund Site

TestAmerica Job ID: 680-90622-1  
 SDG: 68090622-1

**Client Sample ID: CV0626B-CS**

**Lab Sample ID: 680-90622-13**

Date Collected: 05/20/13 14:45

Matrix: Solid

Date Received: 05/23/13 09:30

Percent Solids: 79.1

**Method: 8270C LL - Semivolatile Organic Compounds by GCMS - Low Levels**

Analyte	Result	Qualifier	RL	MDL	Unit	D	Prepared	Analyzed	Dil Fac
Acenaphthene	500	U	500	100	ug/Kg	☼	05/24/13 06:38	05/29/13 21:46	4
<b>Acenaphthylene</b>	<b>53</b>	<b>J</b>	200	25	ug/Kg	☼	05/24/13 06:38	05/29/13 21:46	4
<b>Anthracene</b>	<b>51</b>		42	21	ug/Kg	☼	05/24/13 06:38	05/29/13 21:46	4
<b>Benzo[a]anthracene</b>	<b>300</b>		40	20	ug/Kg	☼	05/24/13 06:38	05/29/13 21:46	4
<b>Benzo[a]pyrene</b>	<b>350</b>		52	26	ug/Kg	☼	05/24/13 06:38	05/29/13 21:46	4
<b>Benzo[b]fluoranthene</b>	<b>540</b>		62	31	ug/Kg	☼	05/24/13 06:38	05/29/13 21:46	4
<b>Benzo[g,h,i]perylene</b>	<b>280</b>		100	22	ug/Kg	☼	05/24/13 06:38	05/29/13 21:46	4
<b>Benzo[k]fluoranthene</b>	<b>190</b>		40	18	ug/Kg	☼	05/24/13 06:38	05/29/13 21:46	4
<b>Chrysene</b>	<b>500</b>		45	23	ug/Kg	☼	05/24/13 06:38	05/29/13 21:46	4
<b>Dibenz(a,h)anthracene</b>	<b>89</b>	<b>J</b>	100	21	ug/Kg	☼	05/24/13 06:38	05/29/13 21:46	4
<b>Fluoranthene</b>	<b>510</b>		100	20	ug/Kg	☼	05/24/13 06:38	05/29/13 21:46	4
<b>Fluorene</b>	<b>41</b>	<b>J</b>	100	21	ug/Kg	☼	05/24/13 06:38	05/29/13 21:46	4
<b>Indeno[1,2,3-cd]pyrene</b>	<b>230</b>		100	36	ug/Kg	☼	05/24/13 06:38	05/29/13 21:46	4
<b>1-Methylnaphthalene</b>	<b>190</b>	<b>J</b>	200	22	ug/Kg	☼	05/24/13 06:38	05/29/13 21:46	4
<b>2-Methylnaphthalene</b>	<b>220</b>		200	36	ug/Kg	☼	05/24/13 06:38	05/29/13 21:46	4
<b>Naphthalene</b>	<b>130</b>	<b>J</b>	200	22	ug/Kg	☼	05/24/13 06:38	05/29/13 21:46	4
<b>Phenanthrene</b>	<b>380</b>	<b>B</b>	40	20	ug/Kg	☼	05/24/13 06:38	05/29/13 21:46	4
<b>Pyrene</b>	<b>570</b>		100	19	ug/Kg	☼	05/24/13 06:38	05/29/13 21:46	4
<b>Surrogate</b>	<b>%Recovery</b>	<b>Qualifier</b>	<b>Limits</b>				<b>Prepared</b>	<b>Analyzed</b>	<b>Dil Fac</b>
<i>o</i> -Terphenyl	60		30 - 130				05/24/13 06:38	05/29/13 21:46	4

**Client Sample ID: 052113-RB-Shovel**

**Lab Sample ID: 680-90622-15**

Date Collected: 05/21/13 11:35

Matrix: Water

Date Received: 05/23/13 09:30

**Method: 8270C LL - Semivolatile Organic Compounds by GCMS - Low Levels**

Analyte	Result	Qualifier	RL	MDL	Unit	D	Prepared	Analyzed	Dil Fac
Acenaphthene	2.1	U	2.1	0.52	ug/L		05/28/13 13:46	05/30/13 18:28	1
Acenaphthylene	1.0	U	1.0	0.26	ug/L		05/28/13 13:46	05/30/13 18:28	1
Anthracene	0.21	U	0.21	0.078	ug/L		05/28/13 13:46	05/30/13 18:28	1
Benzo[a]anthracene	0.21	U	0.21	0.052	ug/L		05/28/13 13:46	05/30/13 18:28	1
Benzo[a]pyrene	0.21	U	0.21	0.059	ug/L		05/28/13 13:46	05/30/13 18:28	1
Benzo[b]fluoranthene	0.21	U	0.21	0.052	ug/L		05/28/13 13:46	05/30/13 18:28	1
Benzo[g,h,i]perylene	0.52	U	0.52	0.10	ug/L		05/28/13 13:46	05/30/13 18:28	1
Benzo[k]fluoranthene	0.21	U	0.21	0.059	ug/L		05/28/13 13:46	05/30/13 18:28	1
Chrysene	0.21	U	0.21	0.071	ug/L		05/28/13 13:46	05/30/13 18:28	1
Dibenz(a,h)anthracene	0.21	U	0.21	0.052	ug/L		05/28/13 13:46	05/30/13 18:28	1
Fluoranthene	0.52	U	0.52	0.056	ug/L		05/28/13 13:46	05/30/13 18:28	1
Fluorene	2.1	U	2.1	0.52	ug/L		05/28/13 13:46	05/30/13 18:28	1
Indeno[1,2,3-cd]pyrene	0.21	U	0.21	0.052	ug/L		05/28/13 13:46	05/30/13 18:28	1
1-Methylnaphthalene	2.1	U	2.1	0.52	ug/L		05/28/13 13:46	05/30/13 18:28	1
2-Methylnaphthalene	2.1	U	2.1	0.52	ug/L		05/28/13 13:46	05/30/13 18:28	1
Naphthalene	2.1	U	2.1	0.26	ug/L		05/28/13 13:46	05/30/13 18:28	1
Phenanthrene	0.52	U	0.52	0.21	ug/L		05/28/13 13:46	05/30/13 18:28	1
Pyrene	0.52	U	0.52	0.092	ug/L		05/28/13 13:46	05/30/13 18:28	1
<b>Surrogate</b>	<b>%Recovery</b>	<b>Qualifier</b>	<b>Limits</b>				<b>Prepared</b>	<b>Analyzed</b>	<b>Dil Fac</b>
<i>o</i> -Terphenyl	64		30 - 130				05/28/13 13:46	05/30/13 18:28	1

Sample results have been qualified by URS in accordance with the Non-Industrial Use Property Sampling Event QAPP for the 35th Avenue Removal Site, Birmingham, Alabama, Revision 1 (OTTE, October 2012)

TestAmerica Savannah

# Client Sample Results

Client: Oneida Total Integrated Enterprises LLC  
 Project/Site: 35th Avenue Superfund Site

TestAmerica Job ID: 680-90622-1  
 SDG: 68090622-1

**Client Sample ID: CV0747A-CS**

**Lab Sample ID: 680-90622-16**

Date Collected: 05/21/13 08:55

Matrix: Solid

Date Received: 05/23/13 09:30

Percent Solids: 73.8

**Method: 8270C LL - Semivolatile Organic Compounds by GCMS - Low Levels**

Analyte	Result	Qualifier	RL	MDL	Unit	D	Prepared	Analyzed	Dil Fac
Acenaphthene	530	U	530	110	ug/Kg	☼	05/24/13 06:38	05/29/13 22:41	4
Acenaphthylene	46	J	210	26	ug/Kg	☼	05/24/13 06:38	05/29/13 22:41	4
Anthracene	140		44	22	ug/Kg	☼	05/24/13 06:38	05/29/13 22:41	4
Benzo[a]anthracene	550		42	21	ug/Kg	☼	05/24/13 06:38	05/29/13 22:41	4
Benzo[a]pyrene	530		55	28	ug/Kg	☼	05/24/13 06:38	05/29/13 22:41	4
Benzo[b]fluoranthene	990		65	32	ug/Kg	☼	05/24/13 06:38	05/29/13 22:41	4
Benzo[g,h,i]perylene	370		110	23	ug/Kg	☼	05/24/13 06:38	05/29/13 22:41	4
Benzo[k]fluoranthene	380		42	19	ug/Kg	☼	05/24/13 06:38	05/29/13 22:41	4
Chrysene	650		48	24	ug/Kg	☼	05/24/13 06:38	05/29/13 22:41	4
Dibenz(a,h)anthracene	140		110	22	ug/Kg	☼	05/24/13 06:38	05/29/13 22:41	4
Fluoranthene	1500		110	21	ug/Kg	☼	05/24/13 06:38	05/29/13 22:41	4
Fluorene	92	J	110	22	ug/Kg	☼	05/24/13 06:38	05/29/13 22:41	4
Indeno[1,2,3-cd]pyrene	310		110	38	ug/Kg	☼	05/24/13 06:38	05/29/13 22:41	4
1-Methylnaphthalene	61	J	210	23	ug/Kg	☼	05/24/13 06:38	05/29/13 22:41	4
2-Methylnaphthalene	82	J	210	38	ug/Kg	☼	05/24/13 06:38	05/29/13 22:41	4
Naphthalene	62	J	210	23	ug/Kg	☼	05/24/13 06:38	05/29/13 22:41	4
Phenanthrene	1000	B	42	21	ug/Kg	☼	05/24/13 06:38	05/29/13 22:41	4
Pyrene	1200		110	20	ug/Kg	☼	05/24/13 06:38	05/29/13 22:41	4
<b>Surrogate</b>	<b>%Recovery</b>	<b>Qualifier</b>	<b>Limits</b>				<b>Prepared</b>	<b>Analyzed</b>	<b>Dil Fac</b>
<i>o</i> -Terphenyl	71		30 - 130				05/24/13 06:38	05/29/13 22:41	4

**Client Sample ID: CV0747A-CSD**

**Lab Sample ID: 680-90622-17**

Date Collected: 05/21/13 08:55

Matrix: Solid

Date Received: 05/23/13 09:30

Percent Solids: 70.1

**Method: 8270C LL - Semivolatile Organic Compounds by GCMS - Low Levels**

Analyte	Result	Qualifier	RL	MDL	Unit	D	Prepared	Analyzed	Dil Fac
Acenaphthene	28	J	140	28	ug/Kg	☼	05/24/13 06:38	05/29/13 22:59	1
Acenaphthylene	29	J	57	7.1	ug/Kg	☼	05/24/13 06:38	05/29/13 22:59	1
Anthracene	71		12	6.0	ug/Kg	☼	05/24/13 06:38	05/29/13 22:59	1
Benzo[a]anthracene	360		11	5.6	ug/Kg	☼	05/24/13 06:38	05/29/13 22:59	1
Benzo[a]pyrene	320		15	7.4	ug/Kg	☼	05/24/13 06:38	05/29/13 22:59	1
Benzo[b]fluoranthene	580		17	8.7	ug/Kg	☼	05/24/13 06:38	05/29/13 22:59	1
Benzo[g,h,i]perylene	240		28	6.3	ug/Kg	☼	05/24/13 06:38	05/29/13 22:59	1
Benzo[k]fluoranthene	260		11	5.1	ug/Kg	☼	05/24/13 06:38	05/29/13 22:59	1
Chrysene	410		13	6.4	ug/Kg	☼	05/24/13 06:38	05/29/13 22:59	1
Dibenz(a,h)anthracene	74		28	5.8	ug/Kg	☼	05/24/13 06:38	05/29/13 22:59	1
Fluoranthene	830		28	5.7	ug/Kg	☼	05/24/13 06:38	05/29/13 22:59	1
Fluorene	33		28	5.8	ug/Kg	☼	05/24/13 06:38	05/29/13 22:59	1
Indeno[1,2,3-cd]pyrene	190		28	10	ug/Kg	☼	05/24/13 06:38	05/29/13 22:59	1
1-Methylnaphthalene	53	J	57	6.3	ug/Kg	☼	05/24/13 06:38	05/29/13 22:59	1
2-Methylnaphthalene	95		57	10	ug/Kg	☼	05/24/13 06:38	05/29/13 22:59	1
Naphthalene	72		57	6.3	ug/Kg	☼	05/24/13 06:38	05/29/13 22:59	1
Phenanthrene	380	B	11	5.6	ug/Kg	☼	05/24/13 06:38	05/29/13 22:59	1
Pyrene	660		28	5.3	ug/Kg	☼	05/24/13 06:38	05/29/13 22:59	1
<b>Surrogate</b>	<b>%Recovery</b>	<b>Qualifier</b>	<b>Limits</b>				<b>Prepared</b>	<b>Analyzed</b>	<b>Dil Fac</b>
<i>o</i> -Terphenyl	66		30 - 130				05/24/13 06:38	05/29/13 22:59	1

Sample results have been qualified by URS in accordance with the Non-Industrial Use Property Sampling Event QAPP for the 35th Avenue Removal Site, Birmingham, Alabama, Revision 1 (OTTE, October 2012)

TestAmerica Savannah



# Client Sample Results

Client: Oneida Total Integrated Enterprises LLC  
 Project/Site: 35th Avenue Superfund Site

TestAmerica Job ID: 680-90622-1  
 SDG: 68090622-1

**Client Sample ID: CV1351A-CS**

**Lab Sample ID: 680-90622-18**

Date Collected: 05/21/13 10:50

Matrix: Solid

Date Received: 05/23/13 09:30

Percent Solids: 71.4

**Method: 8270C LL - Semivolatile Organic Compounds by GCMS - Low Levels**

Analyte	Result	Qualifier	RL	MDL	Unit	D	Prepared	Analyzed	Dil Fac
Acenaphthene	560	U	560	110	ug/Kg	☼	05/24/13 06:38	05/29/13 23:18	4
<b>Acenaphthylene</b>	<b>31</b>	<b>J</b>	220	28	ug/Kg	☼	05/24/13 06:38	05/29/13 23:18	4
<b>Anthracene</b>	<b>100</b>		47	23	ug/Kg	☼	05/24/13 06:38	05/29/13 23:18	4
<b>Benzo[a]anthracene</b>	<b>530</b>		45	22	ug/Kg	☼	05/24/13 06:38	05/29/13 23:18	4
<b>Benzo[a]pyrene</b>	<b>510</b>		58	29	ug/Kg	☼	05/24/13 06:38	05/29/13 23:18	4
<b>Benzo[b]fluoranthene</b>	<b>740</b>		68	34	ug/Kg	☼	05/24/13 06:38	05/29/13 23:18	4
<b>Benzo[g,h,i]perylene</b>	<b>340</b>		110	25	ug/Kg	☼	05/24/13 06:38	05/29/13 23:18	4
<b>Benzo[k]fluoranthene</b>	<b>290</b>		45	20	ug/Kg	☼	05/24/13 06:38	05/29/13 23:18	4
<b>Chrysene</b>	<b>600</b>		50	25	ug/Kg	☼	05/24/13 06:38	05/29/13 23:18	4
<b>Dibenz(a,h)anthracene</b>	<b>80</b>	<b>J</b>	110	23	ug/Kg	☼	05/24/13 06:38	05/29/13 23:18	4
<b>Fluoranthene</b>	<b>790</b>		110	22	ug/Kg	☼	05/24/13 06:38	05/29/13 23:18	4
<b>Fluorene</b>	<b>48</b>	<b>J</b>	110	23	ug/Kg	☼	05/24/13 06:38	05/29/13 23:18	4
<b>Indeno[1,2,3-cd]pyrene</b>	<b>300</b>		110	40	ug/Kg	☼	05/24/13 06:38	05/29/13 23:18	4
<b>1-Methylnaphthalene</b>	<b>160</b>	<b>J</b>	220	25	ug/Kg	☼	05/24/13 06:38	05/29/13 23:18	4
<b>2-Methylnaphthalene</b>	<b>190</b>	<b>J</b>	220	40	ug/Kg	☼	05/24/13 06:38	05/29/13 23:18	4
<b>Naphthalene</b>	<b>130</b>	<b>J</b>	220	25	ug/Kg	☼	05/24/13 06:38	05/29/13 23:18	4
<b>Phenanthrene</b>	<b>550</b>	<b>B</b>	45	22	ug/Kg	☼	05/24/13 06:38	05/29/13 23:18	4
<b>Pyrene</b>	<b>780</b>		110	21	ug/Kg	☼	05/24/13 06:38	05/29/13 23:18	4
<b>Surrogate</b>	<b>%Recovery</b>	<b>Qualifier</b>	<b>Limits</b>				<b>Prepared</b>	<b>Analyzed</b>	<b>Dil Fac</b>
<i>o</i> -Terphenyl	58		30 - 130				05/24/13 06:38	05/29/13 23:18	4

**Client Sample ID: CV1351B-CS**

**Lab Sample ID: 680-90622-19**

Date Collected: 05/21/13 10:40

Matrix: Solid

Date Received: 05/23/13 09:30

Percent Solids: 77.2

**Method: 8270C LL - Semivolatile Organic Compounds by GCMS - Low Levels**

Analyte	Result	Qualifier	RL	MDL	Unit	D	Prepared	Analyzed	Dil Fac
Acenaphthene	130	U	130	25	ug/Kg	☼	05/24/13 06:38	05/29/13 23:36	1
<b>Acenaphthylene</b>	<b>35</b>	<b>J</b>	51	6.4	ug/Kg	☼	05/24/13 06:38	05/29/13 23:36	1
<b>Anthracene</b>	<b>35</b>		11	5.3	ug/Kg	☼	05/24/13 06:38	05/29/13 23:36	1
<b>Benzo[a]anthracene</b>	<b>220</b>		10	5.0	ug/Kg	☼	05/24/13 06:38	05/29/13 23:36	1
<b>Benzo[a]pyrene</b>	<b>220</b>		13	6.6	ug/Kg	☼	05/24/13 06:38	05/29/13 23:36	1
<b>Benzo[b]fluoranthene</b>	<b>390</b>		16	7.8	ug/Kg	☼	05/24/13 06:38	05/29/13 23:36	1
<b>Benzo[g,h,i]perylene</b>	<b>180</b>		25	5.6	ug/Kg	☼	05/24/13 06:38	05/29/13 23:36	1
<b>Benzo[k]fluoranthene</b>	<b>140</b>		10	4.6	ug/Kg	☼	05/24/13 06:38	05/29/13 23:36	1
<b>Chrysene</b>	<b>270</b>		11	5.7	ug/Kg	☼	05/24/13 06:38	05/29/13 23:36	1
<b>Dibenz(a,h)anthracene</b>	<b>60</b>		25	5.2	ug/Kg	☼	05/24/13 06:38	05/29/13 23:36	1
<b>Fluoranthene</b>	<b>330</b>		25	5.1	ug/Kg	☼	05/24/13 06:38	05/29/13 23:36	1
<b>Fluorene</b>	<b>17</b>	<b>J</b>	25	5.2	ug/Kg	☼	05/24/13 06:38	05/29/13 23:36	1
<b>Indeno[1,2,3-cd]pyrene</b>	<b>140</b>		25	9.0	ug/Kg	☼	05/24/13 06:38	05/29/13 23:36	1
<b>1-Methylnaphthalene</b>	<b>110</b>		51	5.6	ug/Kg	☼	05/24/13 06:38	05/29/13 23:36	1
<b>2-Methylnaphthalene</b>	<b>130</b>		51	9.0	ug/Kg	☼	05/24/13 06:38	05/29/13 23:36	1
<b>Naphthalene</b>	<b>110</b>		51	5.6	ug/Kg	☼	05/24/13 06:38	05/29/13 23:36	1
<b>Phenanthrene</b>	<b>220</b>	<b>B</b>	10	5.0	ug/Kg	☼	05/24/13 06:38	05/29/13 23:36	1
<b>Pyrene</b>	<b>340</b>		25	4.7	ug/Kg	☼	05/24/13 06:38	05/29/13 23:36	1
<b>Surrogate</b>	<b>%Recovery</b>	<b>Qualifier</b>	<b>Limits</b>				<b>Prepared</b>	<b>Analyzed</b>	<b>Dil Fac</b>
<i>o</i> -Terphenyl	66		30 - 130				05/24/13 06:38	05/29/13 23:36	1

Sample results have been qualified by URS in accordance with the Non-Industrial Use Property Sampling Event QAPP for the 35th Avenue Removal Site, Birmingham, Alabama, Revision 1 (OTTE, October 2012)

TestAmerica Savannah

# Client Sample Results

Client: Oneida Total Integrated Enterprises LLC  
 Project/Site: 35th Avenue Superfund Site

TestAmerica Job ID: 680-90622-1  
 SDG: 68090622-1

**Client Sample ID: CV1358A-CS**

**Lab Sample ID: 680-90622-20**

Date Collected: 05/21/13 09:30

Matrix: Solid

Date Received: 05/23/13 09:30

Percent Solids: 76.2

**Method: 8270C LL - Semivolatile Organic Compounds by GCMS - Low Levels**

Analyte	Result	Qualifier	RL	MDL	Unit	D	Prepared	Analyzed	Dil Fac
Acenaphthene	530	U	530	110	ug/Kg	☼	05/24/13 12:33	05/29/13 18:32	4
<b>Acenaphthylene</b>	<b>99</b>	<b>J</b>	210	26	ug/Kg	☼	05/24/13 12:33	05/29/13 18:32	4
<b>Anthracene</b>	<b>150</b>		44	22	ug/Kg	☼	05/24/13 12:33	05/29/13 18:32	4
<b>Benzo[a]anthracene</b>	<b>410</b>		42	20	ug/Kg	☼	05/24/13 12:33	05/29/13 18:32	4
<b>Benzo[a]pyrene</b>	<b>420</b>		55	27	ug/Kg	☼	05/24/13 12:33	05/29/13 18:32	4
<b>Benzo[b]fluoranthene</b>	<b>770</b>		64	32	ug/Kg	☼	05/24/13 12:33	05/29/13 18:32	4
<b>Benzo[g,h,i]perylene</b>	<b>400</b>		110	23	ug/Kg	☼	05/24/13 12:33	05/29/13 18:32	4
<b>Benzo[k]fluoranthene</b>	<b>210</b>		42	19	ug/Kg	☼	05/24/13 12:33	05/29/13 18:32	4
<b>Chrysene</b>	<b>630</b>		47	24	ug/Kg	☼	05/24/13 12:33	05/29/13 18:32	4
<b>Dibenz(a,h)anthracene</b>	<b>110</b>		110	22	ug/Kg	☼	05/24/13 12:33	05/29/13 18:32	4
<b>Fluoranthene</b>	<b>880</b>		110	21	ug/Kg	☼	05/24/13 12:33	05/29/13 18:32	4
<b>Fluorene</b>	<b>39</b>	<b>J</b>	110	22	ug/Kg	☼	05/24/13 12:33	05/29/13 18:32	4
<b>Indeno[1,2,3-cd]pyrene</b>	<b>360</b>		110	37	ug/Kg	☼	05/24/13 12:33	05/29/13 18:32	4
<b>1-Methylnaphthalene</b>	<b>190</b>	<b>J</b>	210	23	ug/Kg	☼	05/24/13 12:33	05/29/13 18:32	4
<b>2-Methylnaphthalene</b>	<b>240</b>		210	37	ug/Kg	☼	05/24/13 12:33	05/29/13 18:32	4
<b>Naphthalene</b>	<b>180</b>	<b>J</b>	210	23	ug/Kg	☼	05/24/13 12:33	05/29/13 18:32	4
<b>Phenanthrene</b>	<b>660</b>	<b>B</b>	42	20	ug/Kg	☼	05/24/13 12:33	05/29/13 18:32	4
<b>Pyrene</b>	<b>830</b>		110	19	ug/Kg	☼	05/24/13 12:33	05/29/13 18:32	4
<b>Surrogate</b>	<b>%Recovery</b>	<b>Qualifier</b>	<b>Limits</b>				<b>Prepared</b>	<b>Analyzed</b>	<b>Dil Fac</b>
<i>o</i> -Terphenyl	72		30 - 130				05/24/13 12:33	05/29/13 18:32	4

**Client Sample ID: CV1358A-CSD**

**Lab Sample ID: 680-90622-21**

Date Collected: 05/21/13 09:30

Matrix: Solid

Date Received: 05/23/13 09:30

Percent Solids: 74.9

**Method: 8270C LL - Semivolatile Organic Compounds by GCMS - Low Levels**

Analyte	Result	Qualifier	RL	MDL	Unit	D	Prepared	Analyzed	Dil Fac
Acenaphthene	530	U	530	110	ug/Kg	☼	05/24/13 12:33	05/29/13 18:55	4
<b>Acenaphthylene</b>	<b>63</b>	<b>J</b>	210	27	ug/Kg	☼	05/24/13 12:33	05/29/13 18:55	4
<b>Anthracene</b>	<b>110</b>		45	22	ug/Kg	☼	05/24/13 12:33	05/29/13 18:55	4
<b>Benzo[a]anthracene</b>	<b>310</b>		43	21	ug/Kg	☼	05/24/13 12:33	05/29/13 18:55	4
<b>Benzo[a]pyrene</b>	<b>330</b>		55	28	ug/Kg	☼	05/24/13 12:33	05/29/13 18:55	4
<b>Benzo[b]fluoranthene</b>	<b>550</b>		65	32	ug/Kg	☼	05/24/13 12:33	05/29/13 18:55	4
<b>Benzo[g,h,i]perylene</b>	<b>310</b>		110	23	ug/Kg	☼	05/24/13 12:33	05/29/13 18:55	4
<b>Benzo[k]fluoranthene</b>	<b>190</b>		43	19	ug/Kg	☼	05/24/13 12:33	05/29/13 18:55	4
<b>Chrysene</b>	<b>470</b>		48	24	ug/Kg	☼	05/24/13 12:33	05/29/13 18:55	4
<b>Dibenz(a,h)anthracene</b>	<b>100</b>	<b>J</b>	110	22	ug/Kg	☼	05/24/13 12:33	05/29/13 18:55	4
<b>Fluoranthene</b>	<b>550</b>		110	21	ug/Kg	☼	05/24/13 12:33	05/29/13 18:55	4
<b>Fluorene</b>	<b>30</b>	<b>J</b>	110	22	ug/Kg	☼	05/24/13 12:33	05/29/13 18:55	4
<b>Indeno[1,2,3-cd]pyrene</b>	<b>290</b>		110	38	ug/Kg	☼	05/24/13 12:33	05/29/13 18:55	4
<b>1-Methylnaphthalene</b>	<b>150</b>	<b>J</b>	210	23	ug/Kg	☼	05/24/13 12:33	05/29/13 18:55	4
<b>2-Methylnaphthalene</b>	<b>200</b>	<b>J</b>	210	38	ug/Kg	☼	05/24/13 12:33	05/29/13 18:55	4
<b>Naphthalene</b>	<b>140</b>	<b>J</b>	210	23	ug/Kg	☼	05/24/13 12:33	05/29/13 18:55	4
<b>Phenanthrene</b>	<b>420</b>	<b>B</b>	43	21	ug/Kg	☼	05/24/13 12:33	05/29/13 18:55	4
<b>Pyrene</b>	<b>550</b>		110	20	ug/Kg	☼	05/24/13 12:33	05/29/13 18:55	4
<b>Surrogate</b>	<b>%Recovery</b>	<b>Qualifier</b>	<b>Limits</b>				<b>Prepared</b>	<b>Analyzed</b>	<b>Dil Fac</b>
<i>o</i> -Terphenyl	56		30 - 130				05/24/13 12:33	05/29/13 18:55	4

Sample results have been qualified by URS in accordance with the Non-Industrial Use Property Sampling Event QAPP for the 35th Avenue Superfund Site, Birmingham, Alabama, Revision 1 (OTTE, October 2012)

TestAmerica Savannah

## ANALYTICAL REPORT

Job Number: 680-90622-1

SDG Number: 68090622-1

Job Description: 35th Avenue Superfund Site

For:

Oneida Total Integrated Enterprises LLC  
1220 Kennestone Circle  
Suite 106  
Marietta, GA 30060

Attention: Ms. Limari F Krebs



Approved for release.  
Bernard Kirkland  
Project Manager I  
6/5/2013 9:54 AM

---

Designee for  
Lisa Harvey, Project Manager II  
5102 LaRoche Avenue, Savannah, GA, 31404  
(912)354-7858 e.3221  
lisa.harvey@testamericainc.com  
06/05/2013

The test results in this report meet NELAP requirements for parameters for which accreditation is required or available. Any exceptions to the NELAP requirements are noted. Results pertain only to samples listed in this report. This report may not be reproduced, except in full, without the written approval of the laboratory. Questions should be directed to the person who signed this report.

Savannah Certifications and ID #: A2LA: 0399.01; AL: 41450; ARDEQ: 88-0692; ARDOH; AZ: AZ0741; CA: 03217CA; CO; CT: PH0161; DE; FL: E87052; GA: 803; Guam; HI; IL: 200022; IN: C-GA-02; IA: 353; KS: E-10322; KY EPPC: 90084; KY UST; LA DEQ: 30690; LA DHH: LA080008; ME: 2008022; MD: 250; MA: M-GA006; MI: 9925; MS; NFESC: 249; NV: GA00006; NJ: GA769; NM; NY: 10842; NC DWQ: 269; NC DHHS: 13701; PA: 68-00474; PR: GA00006; RI: LAO00244; SC: 98001001; TN: TN0296; TX: T104704185; USEPA: GA00006; VT: VT-87052; VA: 00302; WA; WV DEP: 094; WV DHHR: 9950 C; WI DNR: 999819810; WY/EPAR8: 8TMS-Q

**TestAmerica Laboratories, Inc.**

TestAmerica Savannah 5102 LaRoche Avenue, Savannah, GA 31404  
Tel (912) 354-7858 Fax (912) 352-0165 [www.testamericainc.com](http://www.testamericainc.com)



# Table of Contents

Cover Title Page . . . . .	1
Data Summaries . . . . .	4
Report Narrative . . . . .	4
Sample Summary . . . . .	5
Method Summary . . . . .	6
Method / Analyst Summary . . . . .	7
Data Qualifiers . . . . .	8
QC Association Summary . . . . .	9
Manual Integration Summary . . . . .	13
Organic Sample Data . . . . .	30
GC/MS Semi VOA . . . . .	30
Method 8270C Low Level . . . . .	30
Method 8270C Low Level QC Summary . . . . .	31
Method 8270C Low Level Sample Data . . . . .	67
Standards Data . . . . .	518
Method 8270C Low Level ICAL Data . . . . .	518
Method 8270C Low Level CCAL Data . . . . .	641
Raw QC Data . . . . .	673
Method 8270C Low Level Tune Data . . . . .	673
Method 8270C Low Level Blank Data . . . . .	703
Method 8270C Low Level LCS/LCSD Data . . . . .	719
Method 8270C Low Level MS/MSD Data . . . . .	743
Method 8270C Low Level Duplicate/Triplicate Data . . . . .	784
Method 8270C Low Level Run Logs . . . . .	787
Method 8270C Low Level Prep Data . . . . .	793
Inorganic Sample Data . . . . .	800

# Table of Contents

General Chemistry Data .....	800
Gen Chem Cover Page .....	801
Gen Chem MDL .....	802
Gen Chem Analysis Run Log .....	806
Gen Chem Prep Data .....	810
Shipping and Receiving Documents .....	813
Client Chain of Custody .....	814
Sample Receipt Checklist .....	818

## CASE NARRATIVE

**Client: Oneida Total Integrated Enterprises LLC**

**Project: 35th Avenue Superfund Site**

**Report Number: 680-90622-1**

With the exceptions noted as flags or footnotes, standard analytical protocols were followed in the analysis of the samples and no problems were encountered or anomalies observed. In addition all laboratory quality control samples were within established control limits, with any exceptions noted below. Each sample was analyzed to achieve the lowest possible reporting limit within the constraints of the method. In some cases, due to interference or analytes present at high concentrations, samples were diluted. For diluted samples, the reporting limits are adjusted relative to the dilution required.

Calculations are performed before rounding to avoid round-off errors in calculated results.

All holding times were met and proper preservation noted for the methods performed on these samples, unless otherwise detailed in the individual sections below.

### RECEIPT

The samples were received on 05/23/2013; the samples arrived in good condition, properly preserved and on ice. The temperature of the coolers at receipt was 5.6 C.

### SEMIVOLATILE ORGANIC COMPOUNDS BY GCMS - LOW LEVEL

Samples CV0182A-CS-SP (680-90622-1), CV0182B-CS-SP (680-90622-2), CV0287A-CS-SP (680-90622-3), CV0287B-CS-SP (680-90622-4), CV1198A-CS-SP (680-90622-5), CV1198B-CS-SP (680-90622-6), CV0003A-CS (680-90622-7), CV0003B-GS (680-90622-8), HP0068A-CS (680-90622-9), HP0068A-CSD (680-90622-10), CV0068B-CS (680-90622-11), CV0626A-CS (680-90622-12), CV0626B-CS (680-90622-13), CV0747A-CS (680-90622-16), CV0747A-CSD (680-90622-17), CV1351A-CS (680-90622-18), CV1351B-CS (680-90622-19), CV1358A-CS (680-90622-20) and CV1358A-CSD (680-90622-21) were analyzed for Semivolatile Organic Compounds by GCMS - Low Level in accordance with EPA SW-846 Method 8270C. The samples were prepared on 05/24/2013 and 05/30/2013 and analyzed on 05/29/2013 and 06/03/2013.

Samples CV0182A-CS-SP (680-90622-1)[4X], CV0287A-CS-SP (680-90622-3)[4X], CV1198B-CS-SP (680-90622-6)[4X], CV0626A-CS (680-90622-12)[4X], CV0626B-CS (680-90622-13)[4X], CV0747A-CS (680-90622-16)[4X], CV1351A-CS (680-90622-18)[4X], CV1358A-CS (680-90622-20)[4X] and CV1358A-CSD (680-90622-21)[4X] required dilution prior to analysis. The reporting limits have been adjusted accordingly.

Phenanthrene was detected in method blank MB 660-137755/1-A at a level that was above the method detection limit but below the reporting limit. The value should be considered an estimate, and has been flagged. If the associated sample reported a result above the MDL and/or RL, the result has been flagged. Phenanthrene was detected in method blank MB 660-137790/1-A at a level that was above the method detection limit but below the reporting limit. The value should be considered an estimate, and has been flagged. If the associated sample reported a result above the MDL and/or RL, the result has been flagged. Refer to the QC report for details.

Benzo[a]pyrene recovered outside the recovery criteria for the MS of sample 680-90622-24 in batch 660-137911.

No other difficulties were encountered during the SVOAs analysis.

All other quality control parameters were within the acceptance limits.

### SEMIVOLATILE ORGANIC COMPOUNDS (GC-MS)-Water

Sample 052113-RB-Shovel (680-90622-15) was analyzed for semivolatile organic compounds (GC-MS) in accordance with EPA SW-846 Method 8270C. The samples were prepared on 05/28/2013 and analyzed on 05/30/2013.

No difficulties were encountered during the semivolatiles analysis.

All quality control parameters were within the acceptance limits.

## SAMPLE SUMMARY

Client: Oneida Total Integrated Enterprises LLC

Job Number: 680-90622-1

Sdg Number: 68090622-1

<b>Lab Sample ID</b>	<b>Client Sample ID</b>	<b>Client Matrix</b>	<b>Date/Time Sampled</b>	<b>Date/Time Received</b>
680-90622-1	CV0182A-CS-SP	Solid	05/20/2013 1503	05/23/2013 0930
680-90622-2	CV0182B-CS-SP	Solid	05/20/2013 1518	05/23/2013 0930
680-90622-3	CV0287A-CS-SP	Solid	05/20/2013 1414	05/23/2013 0930
680-90622-4	CV0287B-CS-SP	Solid	05/20/2013 1429	05/23/2013 0930
680-90622-5	CV1198A-CS-SP	Solid	05/20/2013 1318	05/23/2013 0930
680-90622-6	CV1198B-CS-SP	Solid	05/20/2013 1330	05/23/2013 0930
680-90622-7	CV0003A-CS	Solid	05/20/2013 1515	05/23/2013 0930
680-90622-8	CV0003B-GS	Solid	05/20/2013 1525	05/23/2013 0930
680-90622-9	HP0068A-CS	Solid	05/20/2013 1305	05/23/2013 0930
680-90622-10	HP0068A-CSD	Solid	05/20/2013 1305	05/23/2013 0930
680-90622-11	CV0068B-CS	Solid	05/20/2013 1315	05/23/2013 0930
680-90622-12	CV0626A-CS	Solid	05/20/2013 1435	05/23/2013 0930
680-90622-13	CV0626B-CS	Solid	05/20/2013 1445	05/23/2013 0930
680-90622-13MS	CV0626B-CS	Solid	05/20/2013 1445	05/23/2013 0930
680-90622-13MSD	CV0626B-CS	Solid	05/20/2013 1445	05/23/2013 0930
680-90622-15	052113-RB-Shovel	Water	05/21/2013 1135	05/23/2013 0930
680-90622-16	CV0747A-CS	Solid	05/21/2013 0855	05/23/2013 0930
680-90622-17	CV0747A-CSD	Solid	05/21/2013 0855	05/23/2013 0930
680-90622-18	CV1351A-CS	Solid	05/21/2013 1050	05/23/2013 0930
680-90622-19	CV1351B-CS	Solid	05/21/2013 1040	05/23/2013 0930
680-90622-20	CV1358A-CS	Solid	05/21/2013 0930	05/23/2013 0930
680-90622-21	CV1358A-CSD	Solid	05/21/2013 0930	05/23/2013 0930

## METHOD SUMMARY

Client: Oneida Total Integrated Enterprises LLC

Job Number: 680-90622-1

Sdg Number: 68090622-1

Description	Lab Location	Method	Preparation Method
<b>Matrix: Solid</b>			
Semivolatile Organic Compounds by GCMS - Low Levels	TAL TAM	SW846 8270C LL	
Microwave Extraction	TAL TAM		SW846 3546
Percent Moisture	TAL TAM	EPA Moisture	
<b>Matrix: Water</b>			
Semivolatile Organic Compounds by GCMS - Low Levels	TAL TAM	SW846 8270C LL	
Liquid-Liquid Extraction (Continuous)	TAL TAM		SW846 3520C

### Lab References:

TAL TAM = TestAmerica Tampa

### Method References:

EPA = US Environmental Protection Agency

SW846 = "Test Methods For Evaluating Solid Waste, Physical/Chemical Methods", Third Edition, November 1986 And Its Updates.



## METHOD / ANALYST SUMMARY

Client: Oneida Total Integrated Enterprises LLC

Job Number: 680-90622-1

Sdg Number: 68090622-1

<b>Method</b>	<b>Analyst</b>	<b>Analyst ID</b>
SW846 8270C LL	Cantin, Stephen C	SCC
EPA Moisture	Galio, Andrew	AG

## DATA REPORTING QUALIFIERS

Client: Oneida Total Integrated Enterprises LLC

Job Number: 680-90622-1

Sdg Number: 68090622-1

<b>Lab Section</b>	<b>Qualifier</b>	<b>Description</b>
GC/MS Semi VOA	B	Compound was found in the blank and sample.
	U	Indicates the analyte was analyzed for but not detected.
	F	MS or MSD exceeds the control limits
	J	Result is less than the RL but greater than or equal to the MDL and the concentration is an approximate value.

## Quality Control Results

Client: Oneida Total Integrated Enterprises LLC

Job Number: 680-90622-1

Sdg Number: 68090622-1

### QC Association Summary

Lab Sample ID	Client Sample ID	Report Basis	Client Matrix	Method	Prep Batch
<b>GC/MS Semi VOA</b>					
<b>Prep Batch: 660-137755</b>					
LCS 660-137755/2-A	Lab Control Sample	T	Solid	3546	
MB 660-137755/1-A	Method Blank	T	Solid	3546	
680-90622-1	CV0182A-CS-SP	T	Solid	3546	
680-90622-2	CV0182B-CS-SP	T	Solid	3546	
680-90622-3	CV0287A-CS-SP	T	Solid	3546	
680-90622-4	CV0287B-CS-SP	T	Solid	3546	
680-90622-5	CV1198A-CS-SP	T	Solid	3546	
680-90622-6	CV1198B-CS-SP	T	Solid	3546	
680-90622-7	CV0003A-CS	T	Solid	3546	
680-90622-8	CV0003B-GS	T	Solid	3546	
680-90622-10	HP0068A-CSD	T	Solid	3546	
680-90622-12	CV0626A-CS	T	Solid	3546	
680-90622-13	CV0626B-CS	T	Solid	3546	
680-90622-13MS	Matrix Spike	T	Solid	3546	
680-90622-13MSD	Matrix Spike Duplicate	T	Solid	3546	
680-90622-16	CV0747A-CS	T	Solid	3546	
680-90622-17	CV0747A-CSD	T	Solid	3546	
680-90622-18	CV1351A-CS	T	Solid	3546	
680-90622-19	CV1351B-CS	T	Solid	3546	
<b>Prep Batch: 660-137790</b>					
LCS 660-137790/2-A	Lab Control Sample	T	Solid	3546	
MB 660-137790/1-A	Method Blank	T	Solid	3546	
680-90622-20	CV1358A-CS	T	Solid	3546	
680-90622-21	CV1358A-CSD	T	Solid	3546	
680-90622-A-24-B MS	Matrix Spike	T	Solid	3546	
680-90622-A-24-C MSD	Matrix Spike Duplicate	T	Solid	3546	
<b>Prep Batch: 660-137817</b>					
640-43618-B-3-C MS	Matrix Spike	E	Water		
<b>Prep Batch: 660-137838</b>					
LCS 660-137838/2-A	Lab Control Sample	T	Water	3520C	
MB 660-137838/1-A	Method Blank	T	Water	3520C	
640-43618-B-3-C MS	Matrix Spike	E	Water	3520C	660-137817
680-90622-15	052113-RB-Shovel	T	Water	3520C	
680-90622-15DU	Duplicate	T	Water	3520C	

## Quality Control Results

Client: Oneida Total Integrated Enterprises LLC

Job Number: 680-90622-1

Sdg Number: 68090622-1

### QC Association Summary

Lab Sample ID	Client Sample ID	Report		Method	Prep Batch
		Basis	Client Matrix		
<b>GC/MS Semi VOA</b>					
<b>Analysis Batch:660-137885</b>					
LCS 660-137755/2-A	Lab Control Sample	T	Solid	8270C LL	660-137755
MB 660-137755/1-A	Method Blank	T	Solid	8270C LL	660-137755
680-90622-1	CV0182A-CS-SP	T	Solid	8270C LL	660-137755
680-90622-2	CV0182B-CS-SP	T	Solid	8270C LL	660-137755
680-90622-3	CV0287A-CS-SP	T	Solid	8270C LL	660-137755
680-90622-4	CV0287B-CS-SP	T	Solid	8270C LL	660-137755
680-90622-5	CV1198A-CS-SP	T	Solid	8270C LL	660-137755
680-90622-6	CV1198B-CS-SP	T	Solid	8270C LL	660-137755
680-90622-7	CV0003A-CS	T	Solid	8270C LL	660-137755
680-90622-8	CV0003B-GS	T	Solid	8270C LL	660-137755
680-90622-10	HP0068A-CSD	T	Solid	8270C LL	660-137755
680-90622-12	CV0626A-CS	T	Solid	8270C LL	660-137755
680-90622-13	CV0626B-CS	T	Solid	8270C LL	660-137755
680-90622-13MS	Matrix Spike	T	Solid	8270C LL	660-137755
680-90622-13MSD	Matrix Spike Duplicate	T	Solid	8270C LL	660-137755
680-90622-16	CV0747A-CS	T	Solid	8270C LL	660-137755
680-90622-17	CV0747A-CSD	T	Solid	8270C LL	660-137755
680-90622-18	CV1351A-CS	T	Solid	8270C LL	660-137755
680-90622-19	CV1351B-CS	T	Solid	8270C LL	660-137755
<b>Analysis Batch:660-137911</b>					
LCS 660-137790/2-A	Lab Control Sample	T	Solid	8270C LL	660-137790
MB 660-137790/1-A	Method Blank	T	Solid	8270C LL	660-137790
680-90622-20	CV1358A-CS	T	Solid	8270C LL	660-137790
680-90622-21	CV1358A-CSD	T	Solid	8270C LL	660-137790
680-90622-A-24-B MS	Matrix Spike	T	Solid	8270C LL	660-137790
680-90622-A-24-C MSD	Matrix Spike Duplicate	T	Solid	8270C LL	660-137790
<b>Prep Batch: 660-137913</b>					
LCS 660-137913/2-A	Lab Control Sample	T	Solid	3546	
MB 660-137913/1-A	Method Blank	T	Solid	3546	
680-90622-9	HP0068A-CS	T	Solid	3546	
680-90622-11	CV0068B-CS	T	Solid	3546	
680-90622-13	CV0626B-CS	T	Solid	3546	
680-90622-13MS	Matrix Spike	T	Solid	3546	
680-90622-13MSD	Matrix Spike Duplicate	T	Solid	3546	
<b>Analysis Batch:660-137917</b>					
LCS 660-137838/2-A	Lab Control Sample	T	Water	8270C LL	660-137838
MB 660-137838/1-A	Method Blank	T	Water	8270C LL	660-137838
640-43618-B-3-C MS	Matrix Spike	E	Water	8270C LL	660-137838
680-90622-15	052113-RB-Shovel	T	Water	8270C LL	660-137838
680-90622-15DU	Duplicate	T	Water	8270C LL	660-137838

## Quality Control Results

Client: Oneida Total Integrated Enterprises LLC

Job Number: 680-90622-1

Sdg Number: 68090622-1

### QC Association Summary

Lab Sample ID	Client Sample ID	Report Basis	Client Matrix	Method	Prep Batch
<b>GC/MS Semi VOA</b>					
<b>Analysis Batch:660-138011</b>					
LCS 660-137913/2-A	Lab Control Sample	T	Solid	8270C LL	660-137913
MB 660-137913/1-A	Method Blank	T	Solid	8270C LL	660-137913
680-90622-9	HP0068A-CS	T	Solid	8270C LL	660-137913
680-90622-11	CV0068B-CS	T	Solid	8270C LL	660-137913
680-90622-13	CV0626B-CS	T	Solid	8270C LL	660-137913
680-90622-13MS	Matrix Spike	T	Solid	8270C LL	660-137913
680-90622-13MSD	Matrix Spike Duplicate	T	Solid	8270C LL	660-137913

#### Report Basis

E = SPLP East

T = Total

## Quality Control Results

Client: Oneida Total Integrated Enterprises LLC

Job Number: 680-90622-1

Sdg Number: 68090622-1

### QC Association Summary

Lab Sample ID	Client Sample ID	Report Basis	Client Matrix	Method	Prep Batch
<b>General Chemistry</b>					
<b>Analysis Batch:660-137757</b>					
680-90622-1	CV0182A-CS-SP	T	Solid	Moisture	
680-90622-3	CV0287A-CS-SP	T	Solid	Moisture	
680-90622-4	CV0287B-CS-SP	T	Solid	Moisture	
680-90622-5	CV1198A-CS-SP	T	Solid	Moisture	
680-90622-6	CV1198B-CS-SP	T	Solid	Moisture	
680-90622-7	CV0003A-CS	T	Solid	Moisture	
680-90622-8	CV0003B-GS	T	Solid	Moisture	
680-90622-9	HP0068A-CS	T	Solid	Moisture	
680-90622-10	HP0068A-CSD	T	Solid	Moisture	
680-90622-11	CV0068B-CS	T	Solid	Moisture	
680-90622-13	CV0626B-CS	T	Solid	Moisture	
680-90622-13MS	Matrix Spike	T	Solid	Moisture	
680-90622-13MSD	Matrix Spike Duplicate	T	Solid	Moisture	
680-90622-16	CV0747A-CS	T	Solid	Moisture	
680-90622-17	CV0747A-CSD	T	Solid	Moisture	
680-90622-18	CV1351A-CS	T	Solid	Moisture	
680-90622-19	CV1351B-CS	T	Solid	Moisture	
680-90622-20	CV1358A-CS	T	Solid	Moisture	
680-90622-A-24 MS	Matrix Spike	T	Solid	Moisture	
680-90622-A-24 MSD	Matrix Spike Duplicate	T	Solid	Moisture	
<b>Analysis Batch:660-137823</b>					
LCS 660-137823/1	Lab Control Sample	T	Solid	Moisture	
LCSD 660-137823/21	Lab Control Sample Duplicate	T	Solid	Moisture	
680-90622-2	CV0182B-CS-SP	T	Solid	Moisture	
680-90622-12	CV0626A-CS	T	Solid	Moisture	
<b>Analysis Batch:660-137835</b>					
LCSD 660-137835/1	Lab Control Sample Duplicate	T	Solid	Moisture	
680-90622-21	CV1358A-CSD	T	Solid	Moisture	

**Report Basis**

T = Total

## GC/MS SEMI VOA MANUAL INTEGRATION SUMMARY

Lab Name: TestAmerica Tampa Job No.: 680-90622-1SDG No.: 68090622-1Instrument ID: BSMA5973 Analysis Batch Number: 137917Lab Sample ID: ICIS 660-137917/7 Client Sample ID: \_\_\_\_\_Date Analyzed: 05/30/13 15:07 Lab File ID: 1AE30006.D GC Column: DB-5MS ID: 250 (um)

COMPOUND NAME	RETENTION TIME	MANUAL INTEGRATION		
		REASON	ANALYST	DATE
Indeno[1,2,3-cd]pyrene	8.29	Split Peak	perrint	05/31/13 13:40

Lab Sample ID: IC 660-137917/8 Client Sample ID: \_\_\_\_\_Date Analyzed: 05/30/13 15:23 Lab File ID: 1AE30007.D GC Column: DB-5MS ID: 250 (um)

COMPOUND NAME	RETENTION TIME	MANUAL INTEGRATION		
		REASON	ANALYST	DATE
2-Methylnaphthalene	2.92	Baseline Event	cantins	06/03/13 10:09
Acenaphthylene	3.44	Baseline Event	cantins	06/03/13 10:09
Dibenzofuran	3.65	Analyte not Identified by the Data System	perrint	05/31/13 13:44
Anthracene	4.52	Baseline Event	cantins	06/03/13 10:09
Benzo[b]fluoranthene	7.29	Baseline Event	cantins	06/03/13 10:09
Benzo[k]fluoranthene	7.31	Baseline Event	cantins	06/03/13 10:09
Indeno[1,2,3-cd]pyrene	8.29	Split Peak	perrint	05/31/13 13:44
Dibenz(a,h)anthracene	8.30	Baseline Event	cantins	06/03/13 10:10
Benzo[g,h,i]perylene	8.49	Baseline Event	cantins	06/03/13 10:10

## GC/MS SEMI VOA MANUAL INTEGRATION SUMMARY

Lab Name: TestAmerica Tampa Job No.: 680-90622-1SDG No.: 68090622-1Instrument ID: BSMA5973 Analysis Batch Number: 137917Lab Sample ID: IC 660-137917/9 Client Sample ID: \_\_\_\_\_Date Analyzed: 05/30/13 15:38 Lab File ID: 1AE30008.D GC Column: DB-5MS ID: 250 (um)

COMPOUND NAME	RETENTION TIME	MANUAL INTEGRATION		
		REASON	ANALYST	DATE
Naphthalene	2.51	Baseline Event	cantins	06/03/13 10:10
1-Methylnaphthalene	2.97	Baseline Event	perrint	05/31/13 13:43
1,1'-Biphenyl	3.20	Baseline Event	cantins	06/03/13 10:10
Acenaphthylene	3.44	Baseline Event	cantins	06/03/13 10:10
Dibenzofuran	3.64	Baseline Event	cantins	06/03/13 10:11
Fluorene	3.85	Baseline Event	cantins	06/03/13 10:11
Anthracene	4.52	Baseline Event	cantins	06/03/13 10:11
Fluoranthene	5.34	Baseline Event	cantins	06/03/13 10:11
Pyrene	5.50	Baseline Event	cantins	06/03/13 10:11
Benzo[k]fluoranthene	7.29	Baseline Event	cantins	06/03/13 10:11
Benzo[a]pyrene	7.50	Baseline Event	cantins	06/03/13 10:12
Indeno[1,2,3-cd]pyrene	8.29	Split Peak	perrint	05/31/13 13:43
Benzo[g,h,i]perylene	8.48	Baseline Event	cantins	06/03/13 10:12



## GC/MS SEMI VOA MANUAL INTEGRATION SUMMARY

Lab Name: TestAmerica Tampa Job No.: 680-90622-1SDG No.: 68090622-1Instrument ID: BSMA5973 Analysis Batch Number: 137917Lab Sample ID: IC 660-137917/10 Client Sample ID: \_\_\_\_\_Date Analyzed: 05/30/13 15:53 Lab File ID: 1AE30009.D GC Column: DB-5MS ID: 250 (um)

COMPOUND NAME	RETENTION TIME	MANUAL INTEGRATION		
		REASON	ANALYST	DATE
1-Methylnaphthalene	2.97	Baseline Event	cantins	06/03/13 10:12
1,1'-Biphenyl	3.19	Baseline Event	cantins	06/03/13 10:12
Acenaphthylene	3.43	Baseline Event	cantins	06/03/13 10:12
Dibenzofuran	3.64	Baseline Event	cantins	06/03/13 10:12
Fluorene	3.85	Baseline Event	cantins	06/03/13 10:13
Anthracene	4.51	Baseline Event	cantins	06/03/13 10:13
Fluoranthene	5.33	Baseline Event	cantins	06/03/13 10:13
Pyrene	5.50	Baseline Event	cantins	06/03/13 10:13
Chrysene	6.49	Baseline Event	cantins	06/03/13 10:13
Benzo[k]fluoranthene	7.29	Baseline Event	cantins	06/03/13 10:13
Indeno[1,2,3-cd]pyrene	8.28	Split Peak	perrint	05/31/13 13:43
Dibenz(a,h)anthracene	8.31	Baseline Event	cantins	06/03/13 10:14
Benzo[g,h,i]perylene	8.48	Baseline Event	cantins	06/03/13 10:14

Lab Sample ID: IC 660-137917/11 Client Sample ID: \_\_\_\_\_Date Analyzed: 05/30/13 16:08 Lab File ID: 1AE30010.D GC Column: DB-5MS ID: 250 (um)

COMPOUND NAME	RETENTION TIME	MANUAL INTEGRATION		
		REASON	ANALYST	DATE
1-Methylnaphthalene	2.97	Baseline Event	cantins	06/03/13 10:14
1,1'-Biphenyl	3.19	Baseline Event	cantins	06/03/13 10:15
Dibenzofuran	3.64	Baseline Event	cantins	06/03/13 10:15
Fluorene	3.85	Baseline Event	cantins	06/03/13 10:15
Fluoranthene	5.34	Baseline Event	cantins	06/03/13 10:15
Chrysene	6.48	Baseline Event	cantins	06/03/13 10:15
Benzo[k]fluoranthene	7.30	Baseline Event	cantins	06/03/13 10:15
Indeno[1,2,3-cd]pyrene	8.28	Split Peak	perrint	05/31/13 13:42
Dibenz(a,h)anthracene	8.31	Baseline Event	cantins	06/03/13 10:16
Benzo[g,h,i]perylene	8.48	Baseline Event	cantins	06/03/13 10:16

## GC/MS SEMI VOA MANUAL INTEGRATION SUMMARY

Lab Name: TestAmerica Tampa Job No.: 680-90622-1SDG No.: 68090622-1Instrument ID: BSMA5973 Analysis Batch Number: 137917Lab Sample ID: IC 660-137917/12 Client Sample ID: \_\_\_\_\_Date Analyzed: 05/30/13 16:23 Lab File ID: 1AE30011.D GC Column: DB-5MS ID: 250 (um)

COMPOUND NAME	RETENTION TIME	MANUAL INTEGRATION		
		REASON	ANALYST	DATE
1-Methylnaphthalene	2.97	Baseline Event	cantins	06/03/13 10:16
Dibenzofuran	3.64	Baseline Event	cantins	06/03/13 10:16
Fluorene	3.85	Baseline Event	cantins	06/03/13 10:16
Anthracene	4.51	Baseline Event	cantins	06/03/13 10:17
Fluoranthene	5.34	Baseline Event	cantins	06/03/13 10:17
Chrysene	6.49	Baseline Event	cantins	06/03/13 10:17
Indeno[1,2,3-cd]pyrene	8.29	Split Peak	perrint	05/31/13 13:42
Benzo[g,h,i]perylene	8.49	Baseline Event	cantins	06/03/13 10:17

Lab Sample ID: IC 660-137917/13 Client Sample ID: \_\_\_\_\_Date Analyzed: 05/30/13 16:38 Lab File ID: 1AE30012.D GC Column: DB-5MS ID: 250 (um)

COMPOUND NAME	RETENTION TIME	MANUAL INTEGRATION		
		REASON	ANALYST	DATE
1-Methylnaphthalene	2.97	Baseline Event	cantins	06/03/13 10:17
1,1'-Biphenyl	3.19	Baseline Event	cantins	06/03/13 10:18
Indeno[1,2,3-cd]pyrene	8.30	Split Peak	perrint	05/31/13 13:41

## GC/MS SEMI VOA MANUAL INTEGRATION SUMMARY

Lab Name: TestAmerica Tampa Job No.: 680-90622-1SDG No.: 68090622-1Instrument ID: BSMA5973 Analysis Batch Number: 137917Lab Sample ID: ICV 660-137917/14 Client Sample ID: \_\_\_\_\_Date Analyzed: 05/30/13 16:53 Lab File ID: 1AE30013.D GC Column: DB-5MS ID: 250 (um)

COMPOUND NAME	RETENTION TIME	MANUAL INTEGRATION		
		REASON	ANALYST	DATE
1-Methylnaphthalene	2.97	Baseline Event	cantins	06/03/13 10:18
Acenaphthylene	3.44	Baseline Event	cantins	06/03/13 10:18
Dibenzofuran	3.64	Baseline Event	cantins	06/03/13 10:19
Fluoranthene	5.34	Baseline Event	cantins	06/03/13 10:19
Chrysene	6.49	Baseline Event	cantins	06/03/13 10:19
Benzo[k]fluoranthene	7.30	Baseline Event	cantins	06/03/13 10:19
Indeno[1,2,3-cd]pyrene	8.29	Split Peak	perrint	05/31/13 13:52
Dibenz(a,h)anthracene	8.31	Baseline Event	cantins	06/03/13 10:19
Benzo[g,h,i]perylene	8.49	Baseline Event	cantins	06/03/13 10:19

Lab Sample ID: LCS 660-137838/2-A Client Sample ID: \_\_\_\_\_Date Analyzed: 05/30/13 17:27 Lab File ID: 1AE30015.D GC Column: DB-5MS ID: 250 (um)

COMPOUND NAME	RETENTION TIME	MANUAL INTEGRATION		
		REASON	ANALYST	DATE
1-Methylnaphthalene	2.97	Baseline Event	cantins	06/03/13 10:43
Anthracene	4.51	Baseline Event	cantins	06/03/13 10:43
Fluoranthene	5.33	Baseline Event	cantins	06/03/13 10:42
Benzo[k]fluoranthene	7.30	Baseline Event	cantins	06/03/13 10:42
Indeno[1,2,3-cd]pyrene	8.29	Split Peak	perrint	05/31/13 13:57
Dibenz(a,h)anthracene	8.31	Baseline Event	cantins	06/03/13 10:42
Benzo[g,h,i]perylene	8.49	Baseline Event	cantins	06/03/13 10:42

## GC/MS SEMI VOA MANUAL INTEGRATION SUMMARY

Lab Name: TestAmerica Tampa Job No.: 680-90622-1SDG No.: 68090622-1Instrument ID: BSMA5973 Analysis Batch Number: 137917Lab Sample ID: 640-43618-B-3-C MS Client Sample ID: \_\_\_\_\_Date Analyzed: 05/30/13 18:13 Lab File ID: 1AE30018.D GC Column: DB-5MS ID: 250 (um)

COMPOUND NAME	RETENTION TIME	MANUAL INTEGRATION		
		REASON	ANALYST	DATE
Naphthalene	2.51	Baseline Event	cantins	06/03/13 10:45
1-Methylnaphthalene	2.97	Baseline Event	cantins	06/03/13 10:46
Pyrene	5.50	Baseline Event	cantins	06/03/13 10:46
Chrysene	6.49	Baseline Event	cantins	06/03/13 10:46
Benzo[k]fluoranthene	7.29	Baseline Event	cantins	06/03/13 10:46
Dibenz(a,h)anthracene	8.30	Baseline Event	cantins	06/03/13 10:46

## GC/MS SEMI VOA MANUAL INTEGRATION SUMMARY

Lab Name: TestAmerica Tampa Job No.: 680-90622-1SDG No.: 68090622-1Instrument ID: BSMC5973 Analysis Batch Number: 137704Lab Sample ID: IC 660-137704/15 Client Sample ID: \_\_\_\_\_Date Analyzed: 05/22/13 16:16 Lab File ID: 1CE22014.D GC Column: DB-5MS ID: 250 (um)

COMPOUND NAME	RETENTION TIME	MANUAL INTEGRATION		
		REASON	ANALYST	DATE
Indeno[1,2,3-cd]pyrene	10.80	Split Peak	cantins	05/23/13 09:51
Dibenz(a,h)anthracene	10.82	Baseline Event	cantins	05/23/13 09:49
Benzo[g,h,i]perylene	11.22	Baseline Event	cantins	05/23/13 09:49

Lab Sample ID: IC 660-137704/16 Client Sample ID: \_\_\_\_\_Date Analyzed: 05/22/13 16:34 Lab File ID: 1CE22015.D GC Column: DB-5MS ID: 250 (um)

COMPOUND NAME	RETENTION TIME	MANUAL INTEGRATION		
		REASON	ANALYST	DATE
Indeno[1,2,3-cd]pyrene	10.80	Split Peak	cantins	05/23/13 10:06
Dibenz(a,h)anthracene	10.83	Baseline Event	cantins	05/23/13 10:05

Lab Sample ID: IC 660-137704/17 Client Sample ID: \_\_\_\_\_Date Analyzed: 05/22/13 16:52 Lab File ID: 1CE22016.D GC Column: DB-5MS ID: 250 (um)

COMPOUND NAME	RETENTION TIME	MANUAL INTEGRATION		
		REASON	ANALYST	DATE
Indeno[1,2,3-cd]pyrene	10.80	Split Peak	cantins	05/23/13 10:06

Lab Sample ID: IC 660-137704/18 Client Sample ID: \_\_\_\_\_Date Analyzed: 05/22/13 17:10 Lab File ID: 1CE22017.D GC Column: DB-5MS ID: 250 (um)

COMPOUND NAME	RETENTION TIME	MANUAL INTEGRATION		
		REASON	ANALYST	DATE
Indeno[1,2,3-cd]pyrene	10.80	Split Peak	cantins	05/23/13 10:07

## GC/MS SEMI VOA MANUAL INTEGRATION SUMMARY

Lab Name: TestAmerica Tampa Job No.: 680-90622-1SDG No.: 68090622-1Instrument ID: BSMC5973 Analysis Batch Number: 137704Lab Sample ID: ICIS 660-137704/19 Client Sample ID: \_\_\_\_\_Date Analyzed: 05/22/13 17:29 Lab File ID: 1CE22018.D GC Column: DB-5MS ID: 250 (um)

COMPOUND NAME	RETENTION TIME	MANUAL INTEGRATION		
		REASON	ANALYST	DATE
Indeno[1,2,3-cd]pyrene	10.81	Split Peak	cantins	05/22/13 18:03

Lab Sample ID: IC 660-137704/20 Client Sample ID: \_\_\_\_\_Date Analyzed: 05/22/13 17:47 Lab File ID: 1CE22019.D GC Column: DB-5MS ID: 250 (um)

COMPOUND NAME	RETENTION TIME	MANUAL INTEGRATION		
		REASON	ANALYST	DATE
Indeno[1,2,3-cd]pyrene	10.81	Split Peak	cantins	05/23/13 10:07

Lab Sample ID: IC 660-137704/21 Client Sample ID: \_\_\_\_\_Date Analyzed: 05/22/13 18:05 Lab File ID: 1CE22020.D GC Column: DB-5MS ID: 250 (um)

COMPOUND NAME	RETENTION TIME	MANUAL INTEGRATION		
		REASON	ANALYST	DATE
Indeno[1,2,3-cd]pyrene	10.82	Split Peak	cantins	05/23/13 10:09

Lab Sample ID: ICV 660-137704/22 Client Sample ID: \_\_\_\_\_Date Analyzed: 05/22/13 18:24 Lab File ID: 1CE22021.D GC Column: DB-5MS ID: 250 (um)

COMPOUND NAME	RETENTION TIME	MANUAL INTEGRATION		
		REASON	ANALYST	DATE
Indeno[1,2,3-cd]pyrene	10.81	Split Peak	cantins	05/23/13 10:17

## GC/MS SEMI VOA MANUAL INTEGRATION SUMMARY

Lab Name: TestAmerica Tampa Job No.: 680-90622-1SDG No.: 68090622-1Instrument ID: BSMC5973 Analysis Batch Number: 137885Lab Sample ID: CCVIS 660-137885/10 Client Sample ID: \_\_\_\_\_Date Analyzed: 05/29/13 14:50 Lab File ID: 1CE29009.D GC Column: DB-5MS ID: 250 (um)

COMPOUND NAME	RETENTION TIME	MANUAL INTEGRATION		
		REASON	ANALYST	DATE
Indeno[1,2,3-cd]pyrene	10.83	Split Peak	cantins	05/29/13 15:05

Lab Sample ID: LCS 660-137755/2-A Client Sample ID: \_\_\_\_\_Date Analyzed: 05/29/13 16:54 Lab File ID: 1CE29012.D GC Column: DB-5MS ID: 250 (um)

COMPOUND NAME	RETENTION TIME	MANUAL INTEGRATION		
		REASON	ANALYST	DATE
Indeno[1,2,3-cd]pyrene	10.83	Split Peak	cantins	05/30/13 10:53

Lab Sample ID: 680-90622-1 Client Sample ID: CV0182A-CS-SPDate Analyzed: 05/29/13 18:07 Lab File ID: 1CE29016.D GC Column: DB-5MS ID: 250 (um)

COMPOUND NAME	RETENTION TIME	MANUAL INTEGRATION		
		REASON	ANALYST	DATE
Benzo[b]fluoranthene	9.00	Split Peak	cantins	06/03/13 13:46
Benzo[k]fluoranthene	9.02	Baseline Event	cantins	06/03/13 13:46
Indeno[1,2,3-cd]pyrene	10.79	Split Peak	cantins	06/03/13 13:46

Lab Sample ID: 680-90622-2 Client Sample ID: CV0182B-CS-SPDate Analyzed: 05/29/13 18:25 Lab File ID: 1CE29017.D GC Column: DB-5MS ID: 250 (um)

COMPOUND NAME	RETENTION TIME	MANUAL INTEGRATION		
		REASON	ANALYST	DATE
Benzo[b]fluoranthene	9.00	Split Peak	cantins	06/03/13 13:47
Benzo[k]fluoranthene	9.02	Baseline Event	cantins	06/03/13 13:47
Indeno[1,2,3-cd]pyrene	10.80	Split Peak	cantins	06/03/13 13:47

## GC/MS SEMI VOA MANUAL INTEGRATION SUMMARY

Lab Name: TestAmerica Tampa Job No.: 680-90622-1SDG No.: 68090622-1Instrument ID: BSMC5973 Analysis Batch Number: 137885Lab Sample ID: 680-90622-3 Client Sample ID: CV0287A-CS-SPDate Analyzed: 05/29/13 18:43 Lab File ID: 1CE29018.D GC Column: DB-5MS ID: 250 (um)

COMPOUND NAME	RETENTION TIME	MANUAL INTEGRATION		
		REASON	ANALYST	DATE
Benzo[b]fluoranthene	9.00	Split Peak	cantins	06/03/13 13:48
Benzo[k]fluoranthene	9.03	Baseline Event	cantins	06/03/13 13:48
Dibenz(a,h)anthracene	10.80	Baseline Event	cantins	06/03/13 13:48
Indeno[1,2,3-cd]pyrene	10.80	Split Peak	cantins	06/03/13 13:48

Lab Sample ID: 680-90622-4 Client Sample ID: CV0287B-CS-SPDate Analyzed: 05/29/13 19:01 Lab File ID: 1CE29019.D GC Column: DB-5MS ID: 250 (um)

COMPOUND NAME	RETENTION TIME	MANUAL INTEGRATION		
		REASON	ANALYST	DATE
Indeno[1,2,3-cd]pyrene	10.80	Split Peak	cantins	06/03/13 13:49

Lab Sample ID: 680-90622-5 Client Sample ID: CV1198A-CS-SPDate Analyzed: 05/29/13 19:20 Lab File ID: 1CE29020.D GC Column: DB-5MS ID: 250 (um)

COMPOUND NAME	RETENTION TIME	MANUAL INTEGRATION		
		REASON	ANALYST	DATE
Indeno[1,2,3-cd]pyrene	10.80	Split Peak	cantins	06/03/13 13:50

Lab Sample ID: 680-90622-6 Client Sample ID: CV1198B-CS-SPDate Analyzed: 05/29/13 19:38 Lab File ID: 1CE29021.D GC Column: DB-5MS ID: 250 (um)

COMPOUND NAME	RETENTION TIME	MANUAL INTEGRATION		
		REASON	ANALYST	DATE
Indeno[1,2,3-cd]pyrene	10.80	Split Peak	cantins	06/03/13 13:50



## GC/MS SEMI VOA MANUAL INTEGRATION SUMMARY

Lab Name: TestAmerica Tampa Job No.: 680-90622-1SDG No.: 68090622-1Instrument ID: BSMC5973 Analysis Batch Number: 137885Lab Sample ID: 680-90622-7 Client Sample ID: CV0003A-CSDate Analyzed: 05/29/13 19:56 Lab File ID: 1CE29022.D GC Column: DB-5MS ID: 250 (um)

COMPOUND NAME	RETENTION TIME	MANUAL INTEGRATION		
		REASON	ANALYST	DATE
Benzo[b]fluoranthene	9.01	Split Peak	cantins	06/03/13 13:51
Benzo[k]fluoranthene	9.03	Baseline Event	cantins	06/03/13 13:51
Indeno[1,2,3-cd]pyrene	10.80	Split Peak	cantins	06/03/13 13:51

Lab Sample ID: 680-90622-8 Client Sample ID: CV0003B-GSDate Analyzed: 05/29/13 20:15 Lab File ID: 1CE29023.D GC Column: DB-5MS ID: 250 (um)

COMPOUND NAME	RETENTION TIME	MANUAL INTEGRATION		
		REASON	ANALYST	DATE
Indeno[1,2,3-cd]pyrene	10.81	Split Peak	cantins	06/03/13 13:52
Dibenz(a,h)anthracene	10.83	Baseline Event	cantins	06/03/13 13:52
Benzo[g,h,i]perylene	11.24	Baseline Event	cantins	06/03/13 13:52

Lab Sample ID: 680-90622-10 Client Sample ID: HP0068A-CSDDate Analyzed: 05/29/13 20:51 Lab File ID: 1CE29025.D GC Column: DB-5MS ID: 250 (um)

COMPOUND NAME	RETENTION TIME	MANUAL INTEGRATION		
		REASON	ANALYST	DATE
Benzo[b]fluoranthene	9.01	Split Peak	cantins	06/03/13 13:52
Benzo[k]fluoranthene	9.03	Baseline Event	cantins	06/03/13 13:53
Indeno[1,2,3-cd]pyrene	10.81	Split Peak	cantins	06/03/13 13:53

## GC/MS SEMI VOA MANUAL INTEGRATION SUMMARY

Lab Name: TestAmerica Tampa Job No.: 680-90622-1SDG No.: 68090622-1Instrument ID: BSMC5973 Analysis Batch Number: 137885Lab Sample ID: 680-90622-12 Client Sample ID: CV0626A-CSDate Analyzed: 05/29/13 21:27 Lab File ID: 1CE29027.D GC Column: DB-5MS ID: 250 (um)

COMPOUND NAME	RETENTION TIME	MANUAL INTEGRATION		
		REASON	ANALYST	DATE
Benzo[b]fluoranthene	9.01	Split Peak	cantins	06/03/13 14:41
Benzo[k]fluoranthene	9.03	Baseline Event	cantins	06/03/13 14:41
Indeno[1,2,3-cd]pyrene	10.80	Split Peak	cantins	06/03/13 14:42
Benzo[g,h,i]perylene	11.23	Baseline Event	cantins	06/03/13 14:41

Lab Sample ID: 680-90622-13 Client Sample ID: CV0626B-CSDate Analyzed: 05/29/13 21:46 Lab File ID: 1CE29028.D GC Column: DB-5MS ID: 250 (um)

COMPOUND NAME	RETENTION TIME	MANUAL INTEGRATION		
		REASON	ANALYST	DATE
Benzo[b]fluoranthene	9.01	Split Peak	cantins	05/30/13 14:24
Benzo[k]fluoranthene	9.03	Baseline Event	cantins	05/30/13 14:24
Indeno[1,2,3-cd]pyrene	10.80	Split Peak	cantins	05/30/13 14:25

Lab Sample ID: 680-90622-13 MS Client Sample ID: CV0626B-CS MSDate Analyzed: 05/29/13 22:04 Lab File ID: 1CE29029.D GC Column: DB-5MS ID: 250 (um)

COMPOUND NAME	RETENTION TIME	MANUAL INTEGRATION		
		REASON	ANALYST	DATE
Indeno[1,2,3-cd]pyrene	10.81	Split Peak	cantins	05/30/13 14:26
Benzo[g,h,i]perylene	11.23	Baseline Event	cantins	05/30/13 14:25

Lab Sample ID: 680-90622-13 MSD Client Sample ID: CV0626B-CS MSDDate Analyzed: 05/29/13 22:22 Lab File ID: 1CE29030.D GC Column: DB-5MS ID: 250 (um)

COMPOUND NAME	RETENTION TIME	MANUAL INTEGRATION		
		REASON	ANALYST	DATE
Indeno[1,2,3-cd]pyrene	10.81	Split Peak	cantins	05/30/13 14:26

## GC/MS SEMI VOA MANUAL INTEGRATION SUMMARY

Lab Name: TestAmerica Tampa Job No.: 680-90622-1SDG No.: 68090622-1Instrument ID: BSMC5973 Analysis Batch Number: 137885Lab Sample ID: 680-90622-16 Client Sample ID: CV0747A-CSDate Analyzed: 05/29/13 22:41 Lab File ID: 1CE29031.D GC Column: DB-5MS ID: 250 (um)

COMPOUND NAME	RETENTION TIME	MANUAL INTEGRATION		
		REASON	ANALYST	DATE
Indeno[1,2,3-cd]pyrene	10.80	Split Peak	cantins	06/03/13 13:54
Benzo[g,h,i]perylene	11.23	Baseline Event	cantins	06/03/13 13:54

Lab Sample ID: 680-90622-17 Client Sample ID: CV0747A-CSDDate Analyzed: 05/29/13 22:59 Lab File ID: 1CE29032.D GC Column: DB-5MS ID: 250 (um)

COMPOUND NAME	RETENTION TIME	MANUAL INTEGRATION		
		REASON	ANALYST	DATE
Benzo[b]fluoranthene	9.02	Split Peak	cantins	06/03/13 13:54
Benzo[k]fluoranthene	9.03	Baseline Event	cantins	06/03/13 13:55
Indeno[1,2,3-cd]pyrene	10.81	Split Peak	cantins	06/03/13 13:55
Benzo[g,h,i]perylene	11.24	Baseline Event	cantins	06/03/13 13:55

Lab Sample ID: 680-90622-18 Client Sample ID: CV1351A-CSDate Analyzed: 05/29/13 23:18 Lab File ID: 1CE29033.D GC Column: DB-5MS ID: 250 (um)

COMPOUND NAME	RETENTION TIME	MANUAL INTEGRATION		
		REASON	ANALYST	DATE
Benzo[b]fluoranthene	9.01	Split Peak	cantins	06/03/13 13:55
Benzo[k]fluoranthene	9.03	Baseline Event	cantins	06/03/13 13:56
Indeno[1,2,3-cd]pyrene	10.81	Split Peak	cantins	06/03/13 13:56

## GC/MS SEMI VOA MANUAL INTEGRATION SUMMARY

Lab Name: TestAmerica Tampa Job No.: 680-90622-1SDG No.: 68090622-1Instrument ID: BSMC5973 Analysis Batch Number: 137885Lab Sample ID: 680-90622-19 Client Sample ID: CV1351B-CSDate Analyzed: 05/29/13 23:36 Lab File ID: 1CE29034.D GC Column: DB-5MS ID: 250 (um)

COMPOUND NAME	RETENTION TIME	MANUAL INTEGRATION		
		REASON	ANALYST	DATE
Benzo[b]fluoranthene	9.01	Split Peak	cantins	06/03/13 13:57
Benzo[k]fluoranthene	9.03	Baseline Event	cantins	06/03/13 13:57
Indeno[1,2,3-cd]pyrene	10.81	Split Peak	cantins	06/03/13 13:57
Benzo[g,h,i]perylene	11.23	Baseline Event	cantins	06/03/13 13:57

## GC/MS SEMI VOA MANUAL INTEGRATION SUMMARY

Lab Name: TestAmerica Tampa Job No.: 680-90622-1SDG No.: 68090622-1Instrument ID: BSMD5973 Analysis Batch Number: 137830Lab Sample ID: IC 660-137830/3 Client Sample ID: \_\_\_\_\_Date Analyzed: 05/23/13 13:03 Lab File ID: 1DE23003.D GC Column: DB-5MS ID: 250 (um)

COMPOUND NAME	RETENTION TIME	MANUAL INTEGRATION		
		REASON	ANALYST	DATE
Dibenz(a,h)anthracene	15.15	Baseline Event	cantins	05/28/13 11:36
Benzo[g,h,i]perylene	15.57	Baseline Event	cantins	05/28/13 11:37

## GC/MS SEMI VOA MANUAL INTEGRATION SUMMARY

Lab Name: TestAmerica Tampa Job No.: 680-90622-1SDG No.: 68090622-1Instrument ID: BSMD5973 Analysis Batch Number: 137911Lab Sample ID: MB 660-137790/1-A Client Sample ID: \_\_\_\_\_Date Analyzed: 05/29/13 15:37 Lab File ID: 1DE29006.D GC Column: DB-5MS ID: 250 (um)

COMPOUND NAME	RETENTION TIME	MANUAL INTEGRATION		
		REASON	ANALYST	DATE
Phenanthrene	9.22	Baseline Event	cantins	05/29/13 15:57

Lab Sample ID: 680-90622-20 Client Sample ID: CV1358A-CSDate Analyzed: 05/29/13 18:32 Lab File ID: 1DE29012.D GC Column: DB-5MS ID: 250 (um)

COMPOUND NAME	RETENTION TIME	MANUAL INTEGRATION		
		REASON	ANALYST	DATE
Indeno[1,2,3-cd]pyrene	15.10	Split Peak	cantins	06/03/13 15:58
Benzo[g,h,i]perylene	15.57	Baseline Event	cantins	06/03/13 15:58

Lab Sample ID: 680-90622-21 Client Sample ID: CV1358A-CSDDate Analyzed: 05/29/13 18:55 Lab File ID: 1DE29013.D GC Column: DB-5MS ID: 250 (um)

COMPOUND NAME	RETENTION TIME	MANUAL INTEGRATION		
		REASON	ANALYST	DATE
Indeno[1,2,3-cd]pyrene	15.10	Split Peak	cantins	06/03/13 16:19
Benzo[g,h,i]perylene	15.57	Baseline Event	cantins	06/03/13 16:19

Lab Sample ID: 680-90622-A-24-B MS Client Sample ID: \_\_\_\_\_Date Analyzed: 05/29/13 20:25 Lab File ID: 1DE29017.D GC Column: DB-5MS ID: 250 (um)

COMPOUND NAME	RETENTION TIME	MANUAL INTEGRATION		
		REASON	ANALYST	DATE
Indeno[1,2,3-cd]pyrene	15.13	Split Peak	cantins	05/30/13 13:57

Lab Sample ID: 680-90622-A-24-C MSD Client Sample ID: \_\_\_\_\_Date Analyzed: 05/29/13 20:48 Lab File ID: 1DE29018.D GC Column: DB-5MS ID: 250 (um)

COMPOUND NAME	RETENTION TIME	MANUAL INTEGRATION		
		REASON	ANALYST	DATE
Indeno[1,2,3-cd]pyrene	15.14	Split Peak	cantins	05/30/13 13:58

## GC/MS SEMI VOA MANUAL INTEGRATION SUMMARY

Lab Name: TestAmerica Tampa Job No.: 680-90622-1SDG No.: 68090622-1Instrument ID: BSMD5973 Analysis Batch Number: 138011Lab Sample ID: 680-90622-9 Client Sample ID: HP0068A-CSDate Analyzed: 06/03/13 15:25 Lab File ID: 1DF03009.D GC Column: DB-5MS ID: 250 (um)

COMPOUND NAME	RETENTION TIME	MANUAL INTEGRATION		
		REASON	ANALYST	DATE
Indeno[1,2,3-cd]pyrene	15.11	Split Peak	cantins	06/03/13 17:07

Lab Sample ID: 680-90622-11 Client Sample ID: CV0068B-CSDate Analyzed: 06/03/13 15:48 Lab File ID: 1DF03010.D GC Column: DB-5MS ID: 250 (um)

COMPOUND NAME	RETENTION TIME	MANUAL INTEGRATION		
		REASON	ANALYST	DATE
Indeno[1,2,3-cd]pyrene	15.10	Split Peak	cantins	06/03/13 17:07

Lab Sample ID: 680-90622-13 MS Client Sample ID: CV0626B-CS MSDate Analyzed: 06/03/13 16:33 Lab File ID: 1DF03012.D GC Column: DB-5MS ID: 250 (um)

COMPOUND NAME	RETENTION TIME	MANUAL INTEGRATION		
		REASON	ANALYST	DATE
Indeno[1,2,3-cd]pyrene	15.13	Split Peak	cantins	06/03/13 17:08

Lab Sample ID: 680-90622-13 MSD Client Sample ID: CV0626B-CS MSDDate Analyzed: 06/03/13 16:56 Lab File ID: 1DF03013.D GC Column: DB-5MS ID: 250 (um)

COMPOUND NAME	RETENTION TIME	MANUAL INTEGRATION		
		REASON	ANALYST	DATE
Indeno[1,2,3-cd]pyrene	15.13	Split Peak	cantins	06/03/13 17:43

# Method 8270C Low Level

---

Semivolatile Organic Compounds  
(GC/MS) Low Level by Method 8270C



FORM II  
GC/MS SEMI VOA SURROGATE RECOVERY

Lab Name: TestAmerica Tampa

Job No.: 680-90622-1

SDG No.: 68090622-1

Matrix: Solid

Level: Low

GC Column (1): DB-5MS ID: 250 (um)

Client Sample ID	Lab Sample ID	OTPH #
CV0182A-CS-SP	680-90622-1	68
CV0182B-CS-SP	680-90622-2	67
CV0287A-CS-SP	680-90622-3	62
CV0287B-CS-SP	680-90622-4	63
CV1198A-CS-SP	680-90622-5	56
CV1198B-CS-SP	680-90622-6	79
CV0003A-CS	680-90622-7	61
CV0003B-GS	680-90622-8	62
HP0068A-CS	680-90622-9	74
HP0068A-CSD	680-90622-10	60
CV0068B-CS	680-90622-11	79
CV0626A-CS	680-90622-12	47
CV0626B-CS	680-90622-13	60
CV0747A-CS	680-90622-16	71
CV0747A-CSD	680-90622-17	66
CV1351A-CS	680-90622-18	58
CV1351B-CS	680-90622-19	66
CV1358A-CS	680-90622-20	72
CV1358A-CSD	680-90622-21	56
	MB 660-137755/1-A	72
	MB 660-137790/1-A	66
	MB 660-137913/1-A	73
	LCS 660-137755/2-A	74
	LCS 660-137790/2-A	76
	LCS 660-137913/2-A	76
	680-90622-A-24-B MS	58
CV0626B-CS MS	680-90622-13 MS	59
CV0626B-CS MS	680-90622-13 MS	68
	680-90622-A-24-C MSD	69
CV0626B-CS MSD	680-90622-13 MSD	64
CV0626B-CS MSD	680-90622-13 MSD	67

OTPH = o-Terphenyl

QC LIMITS  
30-130

# Column to be used to flag recovery values

FORM II 8270C LL

FORM II  
GC/MS SEMI VOA SURROGATE RECOVERY

Lab Name: TestAmerica Tampa

Job No.: 680-90622-1

SDG No.: 68090622-1

Matrix: Water

Level: Low

GC Column (1): DB-5MS ID: 250 (um)

Client Sample ID	Lab Sample ID	OTPH #
052113-RB-Shovel	680-90622-15	64
	MB 660-137838/1-A	86
	LCS 660-137838/2-A	64
052113-RB-Shovel DU	680-90622-15 DU	47

OTPH = o-Terphenyl

QC LIMITS  
30-130

# Column to be used to flag recovery values

FORM II 8270C LL

FORM II  
GC/MS SEMI VOA SURROGATE RECOVERY

Lab Name: TestAmerica Tampa

Job No.: 680-90622-1

SDG No.: 68090622-1

Matrix: Water (SPLP East)

Level: Low

GC Column (1): DB-5MS ID: 250 (um)

Client Sample ID	Lab Sample ID	OTPH #
	640-43618-B-3-C MS	38

OTPH = o-Terphenyl

QC LIMITS  
30-130

# Column to be used to flag recovery values

FORM II 8270C LL

FORM III  
GC/MS SEMI VOA LAB CONTROL SAMPLE RECOVERY

Lab Name: TestAmerica Tampa Job No.: 680-90622-1  
 SDG No.: 68090622-1  
 Matrix: Solid Level: Low Lab File ID: 1CE29012.D  
 Lab ID: LCS 660-137755/2-A Client ID: \_\_\_\_\_

COMPOUND	SPIKE ADDED (ug/Kg)	LCS CONCENTRATION (ug/Kg)	LCS % REC	QC LIMITS REC	#
Acenaphthene	653	554	85	39-130	
Acenaphthylene	653	526	81	38-130	
Anthracene	653	515	79	37-130	
Benzo[a]anthracene	653	531	81	40-130	
Benzo[a]pyrene	653	483	74	49-130	
Benzo[b]fluoranthene	653	556	85	37-130	
Benzo[g,h,i]perylene	653	562	86	32-130	
Benzo[k]fluoranthene	653	506	77	32-130	
Chrysene	653	535	82	41-130	
Dibenz(a,h)anthracene	653	570	87	27-130	
Fluoranthene	653	547	84	40-130	
Fluorene	653	528	81	40-130	
Indeno[1,2,3-cd]pyrene	653	485	74	30-130	
1-Methylnaphthalene	653	466	71	31-130	
2-Methylnaphthalene	653	476	73	33-130	
Naphthalene	653	409	63	36-130	
Phenanthrene	653	489	75	42-130	
Pyrene	653	494	76	44-130	

# Column to be used to flag recovery and RPD values

FORM III  
GC/MS SEMI VOA LAB CONTROL SAMPLE RECOVERY

Lab Name: TestAmerica Tampa Job No.: 680-90622-1  
 SDG No.: 68090622-1  
 Matrix: Solid Level: Low Lab File ID: 1DE29007.D  
 Lab ID: LCS 660-137790/2-A Client ID: \_\_\_\_\_

COMPOUND	SPIKE ADDED (ug/Kg)	LCS CONCENTRATION (ug/Kg)	LCS % REC	QC LIMITS REC	#
Acenaphthene	668	508	76	39-130	
Acenaphthylene	668	549	82	38-130	
Anthracene	668	565	84	37-130	
Benzo[a]anthracene	668	526	79	40-130	
Benzo[a]pyrene	668	487	73	49-130	
Benzo[b]fluoranthene	668	536	80	37-130	
Benzo[g,h,i]perylene	668	545	81	32-130	
Benzo[k]fluoranthene	668	558	83	32-130	
Chrysene	668	546	82	41-130	
Dibenz(a,h)anthracene	668	503	75	27-130	
Fluoranthene	668	563	84	40-130	
Fluorene	668	555	83	40-130	
Indeno[1,2,3-cd]pyrene	668	470	70	30-130	
1-Methylnaphthalene	668	493	74	31-130	
2-Methylnaphthalene	668	528	79	33-130	
Naphthalene	668	510	76	36-130	
Phenanthrene	668	544	81	42-130	
Pyrene	668	562	84	44-130	

# Column to be used to flag recovery and RPD values

FORM III  
GC/MS SEMI VOA LAB CONTROL SAMPLE RECOVERY

Lab Name: TestAmerica Tampa Job No.: 680-90622-1  
 SDG No.: 68090622-1  
 Matrix: Water Level: Low Lab File ID: 1AE30015.D  
 Lab ID: LCS 660-137838/2-A Client ID: \_\_\_\_\_

COMPOUND	SPIKE ADDED (ug/L)	LCS CONCENTRATION (ug/L)	LCS % REC	QC LIMITS REC	#
Acenaphthene	10.0	6.41	64	55-132	
Acenaphthylene	10.0	5.93	59	39-130	
Anthracene	10.0	7.38	74	39-130	
Benzo[a]anthracene	10.0	7.13	71	54-135	
Benzo[a]pyrene	10.0	4.96	50	21-130	
Benzo[b]fluoranthene	10.0	6.33	63	37-130	
Benzo[g,h,i]perylene	10.0	5.14	51	26-130	
Benzo[k]fluoranthene	10.0	5.42	54	38-130	
Chrysene	10.0	6.39	64	56-130	
Dibenz(a,h)anthracene	10.0	4.66	47	13-130	
Fluoranthene	10.0	6.99	70	60-130	
Fluorene	10.0	6.68	67	55-140	
Indeno[1,2,3-cd]pyrene	10.0	5.48	55	21-130	
1-Methylnaphthalene	10.0	5.76	58	49-130	
2-Methylnaphthalene	10.0	7.06	71	48-130	
Naphthalene	10.0	7.11	71	54-133	
Phenanthrene	10.0	7.55	76	60-136	
Pyrene	10.0	7.77	78	60-138	

# Column to be used to flag recovery and RPD values

FORM III  
GC/MS SEMI VOA LAB CONTROL SAMPLE RECOVERY

Lab Name: TestAmerica Tampa Job No.: 680-90622-1  
 SDG No.: 68090622-1  
 Matrix: Solid Level: Low Lab File ID: 1DF03008.D  
 Lab ID: LCS 660-137913/2-A Client ID: \_\_\_\_\_

COMPOUND	SPIKE ADDED (ug/Kg)	LCS CONCENTRATION (ug/Kg)	LCS % REC	QC LIMITS REC	#
Acenaphthene	667	493	74	39-130	
Acenaphthylene	667	528	79	38-130	
Anthracene	667	544	82	37-130	
Benzo[a]anthracene	667	496	74	40-130	
Benzo[a]pyrene	667	466	70	49-130	
Benzo[b]fluoranthene	667	509	76	37-130	
Benzo[g,h,i]perylene	667	539	81	32-130	
Benzo[k]fluoranthene	667	525	79	32-130	
Chrysene	667	508	76	41-130	
Dibenz(a,h)anthracene	667	493	74	27-130	
Fluoranthene	667	545	82	40-130	
Fluorene	667	522	78	40-130	
Indeno[1,2,3-cd]pyrene	667	482	72	30-130	
1-Methylnaphthalene	667	466	70	31-130	
2-Methylnaphthalene	667	490	73	33-130	
Naphthalene	667	470	70	36-130	
Phenanthrene	667	530	79	42-130	
Pyrene	667	541	81	44-130	

# Column to be used to flag recovery and RPD values

FORM III  
GC/MS SEMI VOA MATRIX SPIKE RECOVERY

Lab Name: TestAmerica Tampa Job No.: 680-90622-1  
 SDG No.: 68090622-1  
 Matrix: Solid Level: Low Lab File ID: 1DE29017.D  
 Lab ID: 680-90622-A-24-B MS Client ID: \_\_\_\_\_

COMPOUND	SPIKE ADDED (ug/Kg)	SAMPLE CONCENTRATION (ug/Kg)	MS CONCENTRATION (ug/Kg)	MS % REC	QC LIMITS REC	#
Acenaphthene	903	45 J	584	60	39-130	
Acenaphthylene	903	30 J	638	67	38-130	
Anthracene	903	46	638	66	37-130	
Benzo[a]anthracene	903	200	715	57	40-130	
Benzo[a]pyrene	903	220	624	44	49-130	F
Benzo[b]fluoranthene	903	390	865	53	37-130	
Benzo[g,h,i]perylene	903	180	576	44	32-130	
Benzo[k]fluoranthene	903	110	609	56	32-130	
Chrysene	903	430	926	55	41-130	
Dibenz(a,h)anthracene	903	66	558	55	27-130	
Fluoranthene	903	300	804	56	40-130	
Fluorene	903	31	640	67	40-130	
Indeno[1,2,3-cd]pyrene	903	170	562	44	30-130	
1-Methylnaphthalene	903	220	807	65	31-130	
2-Methylnaphthalene	903	430	1130	78	33-130	
Naphthalene	903	460	1130	75	36-130	
Phenanthrene	903	330	926	66	42-130	
Pyrene	903	280	800	58	44-130	

# Column to be used to flag recovery and RPD values



FORM III  
GC/MS SEMI VOA MATRIX SPIKE RECOVERY

Lab Name: TestAmerica Tampa Job No.: 680-90622-1  
 SDG No.: 68090622-1  
 Matrix: Water (SPLP) Level: Low Lab File ID: 1AE30018.D  
 Lab ID: 640-43618-B-3-C MS Client ID: \_\_\_\_\_

COMPOUND	SPIKE ADDED (ug/L)	SAMPLE CONCENTRATION (ug/L)	MS CONCENTRATION (ug/L)	MS % REC	QC LIMITS REC	#
Acenaphthene	10.5	1.9 U	3.38	32	55-132	F
Acenaphthylene	10.5	0.97 U	3.41	32	39-130	F
Anthracene	10.5	0.19 U	4.57	43	39-130	
Benzo[a]anthracene	10.5	0.19 U	3.67	35	54-135	F
Benzo[a]pyrene	10.5	0.19 U	1.14	11	21-130	F
Benzo[b]fluoranthene	10.5	0.19 U	2.00	19	37-130	F
Benzo[g,h,i]perylene	10.5	0.49 U	0.801	8	26-130	F
Benzo[k]fluoranthene	10.5	0.19 U	1.74	17	38-130	F
Chrysene	10.5	0.19 U	3.25	31	56-130	F
Dibenz(a,h)anthracene	10.5	0.19 U	1.03	10	13-130	F
Fluoranthene	10.5	0.49 U	4.81	46	60-130	F
Fluorene	10.5	1.9 U	4.31	41	55-140	F
Indeno[1,2,3-cd]pyrene	10.5	0.19 U	1.33	13	21-130	F
1-Methylnaphthalene	10.5	0.71 J	4.66	37	49-130	F
2-Methylnaphthalene	10.5	1.9 U	4.08	39	48-130	F
Naphthalene	10.5	0.25 J	4.53	41	54-133	F
Phenanthrene	10.5	0.49 U	4.83	46	60-136	F
Pyrene	10.5	0.49 U	5.35	51	60-138	F

# Column to be used to flag recovery and RPD values

FORM III  
GC/MS SEMI VOA MATRIX SPIKE RECOVERY

Lab Name: TestAmerica Tampa Job No.: 680-90622-1  
 SDG No.: 68090622-1  
 Matrix: Solid Level: Low Lab File ID: 1DF03012.D  
 Lab ID: 680-90622-13 MS Client ID: CV0626B-CS MS

COMPOUND	SPIKE ADDED (ug/Kg)	SAMPLE CONCENTRATION (ug/Kg)	MS CONCENTRATION (ug/Kg)	MS % REC	QC LIMITS REC	#
Acenaphthene	838	31 J	607	69	39-130	
Acenaphthylene	838	44 J	684	76	38-130	
Anthracene	838	88	702	73	37-130	
Benzo[a]anthracene	838	230	747	61	40-130	
Benzo[a]pyrene	838	230	706	57	49-130	
Benzo[b]fluoranthene	838	390	931	65	37-130	
Benzo[g,h,i]perylene	838	210	679	56	32-130	
Benzo[k]fluoranthene	838	120	682	67	32-130	
Chrysene	838	300	885	70	41-130	
Dibenz(a,h)anthracene	838	61	604	65	27-130	
Fluoranthene	838	400	912	61	40-130	
Fluorene	838	36	658	74	40-130	
Indeno[1,2,3-cd]pyrene	838	180	632	54	30-130	
1-Methylnaphthalene	838	130	718	70	31-130	
2-Methylnaphthalene	838	180	792	73	33-130	
Naphthalene	838	130	691	67	36-130	
Phenanthrene	838	380	913	64	42-130	
Pyrene	838	380	917	64	44-130	

# Column to be used to flag recovery and RPD values

FORM III  
GC/MS SEMI VOA MATRIX SPIKE RECOVERY

Lab Name: TestAmerica Tampa Job No.: 680-90622-1  
 SDG No.: 68090622-1  
 Matrix: Solid Level: Low Lab File ID: 1CE29029.D  
 Lab ID: 680-90622-13 MS Client ID: CV0626B-CS MS

COMPOUND	SPIKE ADDED (ug/Kg)	SAMPLE CONCENTRATION (ug/Kg)	MS CONCENTRATION (ug/Kg)	MS % REC	QC LIMITS REC	#
Acenaphthene	841	500 U	529	63	39-130	
Acenaphthylene	841	53 J	632	69	38-130	
Anthracene	841	51	628	69	37-130	
Benzo[a]anthracene	841	300	917	73	40-130	
Benzo[a]pyrene	841	350	792	52	49-130	
Benzo[b]fluoranthene	841	540	1070	63	37-130	
Benzo[g,h,i]perylene	841	280	808	62	32-130	
Benzo[k]fluoranthene	841	190	822	76	32-130	
Chrysene	841	500	960	55	41-130	
Dibenz(a,h)anthracene	841	89 J	700	73	27-130	
Fluoranthene	841	510	998	58	40-130	
Fluorene	841	41 J	503	55	40-130	
Indeno[1,2,3-cd]pyrene	841	230	733	60	30-130	
1-Methylnaphthalene	841	190 J	826	75	31-130	
2-Methylnaphthalene	841	220	890	79	33-130	
Naphthalene	841	130 J	642	60	36-130	
Phenanthrene	841	380	861	57	42-130	
Pyrene	841	570	1120	66	44-130	

# Column to be used to flag recovery and RPD values

FORM III  
GC/MS SEMI VOA MATRIX SPIKE DUPLICATE RECOVERY

Lab Name: TestAmerica Tampa Job No.: 680-90622-1  
 SDG No.: 68090622-1  
 Matrix: Solid Level: Low Lab File ID: 1DE29018.D  
 Lab ID: 680-90622-A-24-C MSD Client ID: \_\_\_\_\_

COMPOUND	SPIKE ADDED (ug/Kg)	MSD CONCENTRATION (ug/Kg)	MSD % REC	% RPD	QC LIMITS		#
					RPD	REC	
Acenaphthene	903	686	71	16	40	39-130	
Acenaphthylene	903	728	77	13	40	38-130	
Anthracene	903	761	79	18	40	37-130	
Benzo[a]anthracene	903	931	81	26	40	40-130	
Benzo[a]pyrene	903	813	65	26	40	49-130	
Benzo[b]fluoranthene	903	1100	79	24	40	37-130	
Benzo[g,h,i]perylene	903	679	55	16	40	32-130	
Benzo[k]fluoranthene	903	805	77	28	40	32-130	
Chrysene	903	1200	86	26	40	41-130	
Dibenz(a,h)anthracene	903	663	66	17	40	27-130	
Fluoranthene	903	998	77	21	40	40-130	
Fluorene	903	737	78	14	40	40-130	
Indeno[1,2,3-cd]pyrene	903	689	58	20	40	30-130	
1-Methylnaphthalene	903	928	78	14	40	31-130	
2-Methylnaphthalene	903	1290	95	13	40	33-130	
Naphthalene	903	1300	93	14	40	36-130	
Phenanthrene	903	1130	89	20	40	42-130	
Pyrene	903	991	79	21	40	44-130	

# Column to be used to flag recovery and RPD values

FORM III  
GC/MS SEMI VOA MATRIX SPIKE DUPLICATE RECOVERY

Lab Name: TestAmerica Tampa Job No.: 680-90622-1  
 SDG No.: 68090622-1  
 Matrix: Solid Level: Low Lab File ID: 1DF03013.D  
 Lab ID: 680-90622-13 MSD Client ID: CV0626B-CS MSD

COMPOUND	SPIKE ADDED (ug/Kg)	MSD CONCENTRATION (ug/Kg)	MSD % REC	% RPD	QC LIMITS		#
					RPD	REC	
Acenaphthene	846	591	66	3	40	39-130	
Acenaphthylene	846	677	75	1	40	38-130	
Anthracene	846	700	72	0	40	37-130	
Benzo[a]anthracene	846	780	65	4	40	40-130	
Benzo[a]pyrene	846	742	61	5	40	49-130	
Benzo[b]fluoranthene	846	996	72	7	40	37-130	
Benzo[g,h,i]perylene	846	671	54	1	40	32-130	
Benzo[k]fluoranthene	846	708	70	4	40	32-130	
Chrysene	846	908	72	3	40	41-130	
Dibenz(a,h)anthracene	846	585	62	3	40	27-130	
Fluoranthene	846	939	63	3	40	40-130	
Fluorene	846	646	72	2	40	40-130	
Indeno[1,2,3-cd]pyrene	846	652	56	3	40	30-130	
1-Methylnaphthalene	846	689	66	4	40	31-130	
2-Methylnaphthalene	846	779	71	2	40	33-130	
Naphthalene	846	664	63	4	40	36-130	
Phenanthrene	846	928	65	2	40	42-130	
Pyrene	846	940	66	2	40	44-130	

# Column to be used to flag recovery and RPD values

FORM III  
GC/MS SEMI VOA MATRIX SPIKE DUPLICATE RECOVERY

Lab Name: TestAmerica Tampa Job No.: 680-90622-1  
 SDG No.: 68090622-1  
 Matrix: Solid Level: Low Lab File ID: 1CE29030.D  
 Lab ID: 680-90622-13 MSD Client ID: CV0626B-CS MSD

COMPOUND	SPIKE ADDED (ug/Kg)	MSD CONCENTRATION (ug/Kg)	MSD % REC	% RPD	QC LIMITS		#
					RPD	REC	
Acenaphthene	841	552	66	4	40	39-130	
Acenaphthylene	841	596	65	6	40	38-130	
Anthracene	841	639	70	2	40	37-130	
Benzo[a]anthracene	841	1030	87	12	40	40-130	
Benzo[a]pyrene	841	878	63	10	40	49-130	
Benzo[b]fluoranthene	841	1110	68	4	40	37-130	
Benzo[g,h,i]perylene	841	733	53	10	40	32-130	
Benzo[k]fluoranthene	841	840	78	2	40	32-130	
Chrysene	841	1020	63	6	40	41-130	
Dibenz(a,h)anthracene	841	652	67	7	40	27-130	
Fluoranthene	841	1140	75	13	40	40-130	
Fluorene	841	551	61	9	40	40-130	
Indeno[1,2,3-cd]pyrene	841	698	56	5	40	30-130	
1-Methylnaphthalene	841	653	55	23	40	31-130	
2-Methylnaphthalene	841	706	57	23	40	33-130	
Naphthalene	841	508	44	23	40	36-130	
Phenanthrene	841	896	61	4	40	42-130	
Pyrene	841	1100	63	2	40	44-130	

# Column to be used to flag recovery and RPD values

FORM IV  
GC/MS SEMI VOA METHOD BLANK SUMMARY

Lab Name: TestAmerica Tampa Job No.: 680-90622-1  
 SDG No.: 68090622-1  
 Lab File ID: 1CE29011.D Lab Sample ID: MB 660-137755/1-A  
 Matrix: Solid Date Extracted: 05/24/2013 06:38  
 Instrument ID: BSMC5973 Date Analyzed: 05/29/2013 15:27  
 Level: (Low/Med) Low

THIS METHOD BLANK APPLIES TO THE FOLLOWING SAMPLES:

CLIENT SAMPLE ID	LAB SAMPLE ID	LAB FILE ID	DATE ANALYZED
	LCS 660-137755/2-A	1CE29012.D	05/29/2013 16:54
CV0182A-CS-SP	680-90622-1	1CE29016.D	05/29/2013 18:07
CV0182B-CS-SP	680-90622-2	1CE29017.D	05/29/2013 18:25
CV0287A-CS-SP	680-90622-3	1CE29018.D	05/29/2013 18:43
CV0287B-CS-SP	680-90622-4	1CE29019.D	05/29/2013 19:01
CV1198A-CS-SP	680-90622-5	1CE29020.D	05/29/2013 19:20
CV1198B-CS-SP	680-90622-6	1CE29021.D	05/29/2013 19:38
CV0003A-CS	680-90622-7	1CE29022.D	05/29/2013 19:56
CV0003B-GS	680-90622-8	1CE29023.D	05/29/2013 20:15
HP0068A-CSD	680-90622-10	1CE29025.D	05/29/2013 20:51
CV0626A-CS	680-90622-12	1CE29027.D	05/29/2013 21:27
CV0626B-CS	680-90622-13	1CE29028.D	05/29/2013 21:46
CV0626B-CS MS	680-90622-13 MS	1CE29029.D	05/29/2013 22:04
CV0626B-CS MSD	680-90622-13 MSD	1CE29030.D	05/29/2013 22:22
CV0747A-CS	680-90622-16	1CE29031.D	05/29/2013 22:41
CV0747A-CSD	680-90622-17	1CE29032.D	05/29/2013 22:59
CV1351A-CS	680-90622-18	1CE29033.D	05/29/2013 23:18
CV1351B-CS	680-90622-19	1CE29034.D	05/29/2013 23:36

FORM IV  
GC/MS SEMI VOA METHOD BLANK SUMMARY

Lab Name: TestAmerica Tampa Job No.: 680-90622-1  
 SDG No.: 68090622-1  
 Lab File ID: 1DE29006.D Lab Sample ID: MB 660-137790/1-A  
 Matrix: Solid Date Extracted: 05/24/2013 12:33  
 Instrument ID: BSMD5973 Date Analyzed: 05/29/2013 15:37  
 Level: (Low/Med) Low

THIS METHOD BLANK APPLIES TO THE FOLLOWING SAMPLES:

CLIENT SAMPLE ID	LAB SAMPLE ID	LAB FILE ID	DATE ANALYZED
	LCS 660-137790/2-A	1DE29007.D	05/29/2013 16:39
CV1358A-CS	680-90622-20	1DE29012.D	05/29/2013 18:32
CV1358A-CSD	680-90622-21	1DE29013.D	05/29/2013 18:55
	680-90622-A-24-B MS	1DE29017.D	05/29/2013 20:25
	680-90622-A-24-C MSD	1DE29018.D	05/29/2013 20:48



FORM IV  
GC/MS SEMI VOA METHOD BLANK SUMMARY

Lab Name: TestAmerica Tampa Job No.: 680-90622-1  
SDG No.: 68090622-1  
Lab File ID: 1AE30014.D Lab Sample ID: MB 660-137838/1-A  
Matrix: Water Date Extracted: 05/28/2013 13:46  
Instrument ID: BSMA5973 Date Analyzed: 05/30/2013 17:12  
Level: (Low/Med) Low

THIS METHOD BLANK APPLIES TO THE FOLLOWING SAMPLES:

CLIENT SAMPLE ID	LAB SAMPLE ID	LAB FILE ID	DATE ANALYZED
	LCS 660-137838/2-A	1AE30015.D	05/30/2013 17:27
	640-43618-B-3-C MS	1AE30018.D	05/30/2013 18:13
052113-RB-Shovel	680-90622-15	1AE30019.D	05/30/2013 18:28
052113-RB-Shovel DU	680-90622-15 DU	1AE30020.D	05/30/2013 18:43

FORM IV  
GC/MS SEMI VOA METHOD BLANK SUMMARY

Lab Name: TestAmerica Tampa Job No.: 680-90622-1  
SDG No.: 68090622-1  
Lab File ID: 1DF03007.D Lab Sample ID: MB 660-137913/1-A  
Matrix: Solid Date Extracted: 05/30/2013 11:37  
Instrument ID: BSMD5973 Date Analyzed: 06/03/2013 14:40  
Level: (Low/Med) Low

THIS METHOD BLANK APPLIES TO THE FOLLOWING SAMPLES:

CLIENT SAMPLE ID	LAB SAMPLE ID	LAB FILE ID	DATE ANALYZED
	LCS 660-137913/2-A	1DF03008.D	06/03/2013 15:03
HP0068A-CS	680-90622-9	1DF03009.D	06/03/2013 15:25
CV0068B-CS	680-90622-11	1DF03010.D	06/03/2013 15:48
CV0626B-CS MS	680-90622-13 MS	1DF03012.D	06/03/2013 16:33
CV0626B-CS MSD	680-90622-13 MSD	1DF03013.D	06/03/2013 16:56

FORM V  
GC/MS SEMI VOA INSTRUMENT PERFORMANCE CHECK  
DECAFLUOROTRIPHENYLPHOSPHINE (DFTPP)

Lab Name: TestAmerica Tampa Job No.: 680-90622-1  
 SDG No.: 68090622-1  
 Lab File ID: 1AE30005.D DFTPP Injection Date: 05/30/2013  
 Instrument ID: BSMA5973 DFTPP Injection Time: 14:51  
 Analysis Batch No.: 137917

M/E	ION ABUNDANCE CRITERIA	% RELATIVE ABUNDANCE
51	10.0 - 80.0 % of mass 198	51.3
68	Less than 2.0 % of mass 69	0.0 (0.0)1
69	Mass 69 relative abundance	43.3
70	Less than 2.0 % of mass 69	0.0 (0.0)1
127	10.0 - 80.0 % of mass 198	49.5
197	Less than 2.0 % of mass 198	0.0
198	Base Peak, 100% relative abundance	100.0
199	5.0 - 9.0 % of mass 198	7.3
275	10.0 - 60.0 % of mass 198	24.8
365	Greater than 1.0 % of mass 198	3.2
441	Present but less than mass 443	11.5
442	Greater than 50.0 % of mass 198	76.7
443	15.0 - 24.0 % of mass 442	13.9 (18.2)2

1-Value is % mass 69

2-Value is % mass 442

THIS CHECK APPLIES TO THE FOLLOWING SAMPLES, MS, MSD, BLANKS AND STANDARDS:

CLIENT SAMPLE ID	LAB SAMPLE ID	LAB FILE ID	DATE ANALYZED	TIME ANALYZED
	ICIS 660-137917/7	1AE30006.D	05/30/2013	15:07
	IC 660-137917/8	1AE30007.D	05/30/2013	15:23
	IC 660-137917/9	1AE30008.D	05/30/2013	15:38
	IC 660-137917/10	1AE30009.D	05/30/2013	15:53
	IC 660-137917/11	1AE30010.D	05/30/2013	16:08
	IC 660-137917/12	1AE30011.D	05/30/2013	16:23
	IC 660-137917/13	1AE30012.D	05/30/2013	16:38
	ICV 660-137917/14	1AE30013.D	05/30/2013	16:53
	MB 660-137838/1-A	1AE30014.D	05/30/2013	17:12
	LCS 660-137838/2-A	1AE30015.D	05/30/2013	17:27
	640-43618-B-3-C MS	1AE30018.D	05/30/2013	18:13
052113-RB-Shovel	680-90622-15	1AE30019.D	05/30/2013	18:28
052113-RB-Shovel DU	680-90622-15 DU	1AE30020.D	05/30/2013	18:43

FORM V  
GC/MS SEMI VOA INSTRUMENT PERFORMANCE CHECK  
DECAFLUOROTRIPHENYLPHOSPHINE (DFTPP)

Lab Name: TestAmerica Tampa Job No.: 680-90622-1  
 SDG No.: 68090622-1  
 Lab File ID: 1CE22002.D DFTPP Injection Date: 05/22/2013  
 Instrument ID: BSMC5973 DFTPP Injection Time: 10:24  
 Analysis Batch No.: 137704

M/E	ION ABUNDANCE CRITERIA	% RELATIVE ABUNDANCE
51	10.0 - 80.0 % of mass 198	26.9
68	Less than 2.0 % of mass 69	0.7 (1.6)1
69	Mass 69 relative abundance	41.8
70	Less than 2.0 % of mass 69	0.4 (0.9)1
127	10.0 - 80.0 % of mass 198	49.5
197	Less than 2.0 % of mass 198	0.3
198	Base Peak, 100% relative abundance	100.0
199	5.0 - 9.0 % of mass 198	6.7
275	10.0 - 60.0 % of mass 198	25.4
365	Greater than 1.0 % of mass 198	2.7
441	Present but less than mass 443	14.1
442	Greater than 50.0 % of mass 198	87.6
443	15.0 - 24.0 % of mass 442	15.7 (18.0)2

1-Value is % mass 69

2-Value is % mass 442

THIS CHECK APPLIES TO THE FOLLOWING SAMPLES, MS, MSD, BLANKS AND STANDARDS:

CLIENT SAMPLE ID	LAB SAMPLE ID	LAB FILE ID	DATE ANALYZED	TIME ANALYZED
	IC 660-137704/15	1CE22014.D	05/22/2013	16:16
	IC 660-137704/16	1CE22015.D	05/22/2013	16:34
	IC 660-137704/17	1CE22016.D	05/22/2013	16:52
	IC 660-137704/18	1CE22017.D	05/22/2013	17:10
	ICIS 660-137704/19	1CE22018.D	05/22/2013	17:29
	IC 660-137704/20	1CE22019.D	05/22/2013	17:47
	IC 660-137704/21	1CE22020.D	05/22/2013	18:05
	ICV 660-137704/22	1CE22021.D	05/22/2013	18:24

FORM V  
GC/MS SEMI VOA INSTRUMENT PERFORMANCE CHECK  
DECAFLUOROTRIPHENYLPHOSPHINE (DFTPP)

Lab Name: TestAmerica Tampa Job No.: 680-90622-1  
 SDG No.: 68090622-1  
 Lab File ID: 1CE29002.D DFTPP Injection Date: 05/29/2013  
 Instrument ID: BSMC5973 DFTPP Injection Time: 12:08  
 Analysis Batch No.: 137885

M/E	ION ABUNDANCE CRITERIA	% RELATIVE ABUNDANCE
51	10.0 - 80.0 % of mass 198	28.3
68	Less than 2.0 % of mass 69	0.5 (1.1)1
69	Mass 69 relative abundance	43.2
70	Less than 2.0 % of mass 69	0.2 (0.5)1
127	10.0 - 80.0 % of mass 198	43.3
197	Less than 2.0 % of mass 198	0.6
198	Base Peak, 100% relative abundance	100.0
199	5.0 - 9.0 % of mass 198	6.0
275	10.0 - 60.0 % of mass 198	23.0
365	Greater than 1.0 % of mass 198	3.0
441	Present but less than mass 443	12.7
442	Greater than 50.0 % of mass 198	88.2
443	15.0 - 24.0 % of mass 442	17.8 (20.2)2

1-Value is % mass 69

2-Value is % mass 442

THIS CHECK APPLIES TO THE FOLLOWING SAMPLES, MS, MSD, BLANKS AND STANDARDS:

CLIENT SAMPLE ID	LAB SAMPLE ID	LAB FILE ID	DATE ANALYZED	TIME ANALYZED
	CCVIS 660-137885/10	1CE29009.D	05/29/2013	14:50
	MB 660-137755/1-A	1CE29011.D	05/29/2013	15:27
	LCS 660-137755/2-A	1CE29012.D	05/29/2013	16:54
CV0182A-CS-SP	680-90622-1	1CE29016.D	05/29/2013	18:07
CV0182B-CS-SP	680-90622-2	1CE29017.D	05/29/2013	18:25
CV0287A-CS-SP	680-90622-3	1CE29018.D	05/29/2013	18:43
CV0287B-CS-SP	680-90622-4	1CE29019.D	05/29/2013	19:01
CV1198A-CS-SP	680-90622-5	1CE29020.D	05/29/2013	19:20
CV1198B-CS-SP	680-90622-6	1CE29021.D	05/29/2013	19:38
CV0003A-CS	680-90622-7	1CE29022.D	05/29/2013	19:56
CV0003B-GS	680-90622-8	1CE29023.D	05/29/2013	20:15
HP0068A-CSD	680-90622-10	1CE29025.D	05/29/2013	20:51
CV0626A-CS	680-90622-12	1CE29027.D	05/29/2013	21:27
CV0626B-CS	680-90622-13	1CE29028.D	05/29/2013	21:46
CV0626B-CS MS	680-90622-13 MS	1CE29029.D	05/29/2013	22:04
CV0626B-CS MSD	680-90622-13 MSD	1CE29030.D	05/29/2013	22:22
CV0747A-CS	680-90622-16	1CE29031.D	05/29/2013	22:41
CV0747A-CSD	680-90622-17	1CE29032.D	05/29/2013	22:59
CV1351A-CS	680-90622-18	1CE29033.D	05/29/2013	23:18
CV1351B-CS	680-90622-19	1CE29034.D	05/29/2013	23:36

FORM V  
GC/MS SEMI VOA INSTRUMENT PERFORMANCE CHECK  
DECAFLUOROTRIPHENYLPHOSPHINE (DFTPP)

Lab Name: TestAmerica Tampa Job No.: 680-90622-1  
 SDG No.: 68090622-1  
 Lab File ID: 1DE23002.D DFTPP Injection Date: 05/23/2013  
 Instrument ID: BSMD5973 DFTPP Injection Time: 11:20  
 Analysis Batch No.: 137830

M/E	ION ABUNDANCE CRITERIA	% RELATIVE ABUNDANCE
51	10.0 - 80.0 % of mass 198	55.4
68	Less than 2.0 % of mass 69	0.0 (0.0)1
69	Mass 69 relative abundance	53.5
70	Less than 2.0 % of mass 69	0.5 (0.9)1
127	10.0 - 80.0 % of mass 198	56.5
197	Less than 2.0 % of mass 198	0.0
198	Base Peak, 100% relative abundance	100.0
199	5.0 - 9.0 % of mass 198	6.6
275	10.0 - 60.0 % of mass 198	26.0
365	Greater than 1.0 % of mass 198	4.0
441	Present but less than mass 443	7.8
442	Greater than 50.0 % of mass 198	54.0
443	15.0 - 24.0 % of mass 442	9.9 (18.4)2

1-Value is % mass 69

2-Value is % mass 442

THIS CHECK APPLIES TO THE FOLLOWING SAMPLES, MS, MSD, BLANKS AND STANDARDS:

CLIENT SAMPLE ID	LAB SAMPLE ID	LAB FILE ID	DATE ANALYZED	TIME ANALYZED
	IC 660-137830/3	1DE23003.D	05/23/2013	13:03
	IC 660-137830/4	1DE23004.D	05/23/2013	13:26
	IC 660-137830/5	1DE23005.D	05/23/2013	13:48
	IC 660-137830/6	1DE23006.D	05/23/2013	14:11
	ICIS 660-137830/7	1DE23007.D	05/23/2013	14:33
	IC 660-137830/8	1DE23008.D	05/23/2013	14:56
	IC 660-137830/9	1DE23009.D	05/23/2013	15:19
	ICV 660-137830/10	1DE23010.D	05/23/2013	15:41

FORM V  
GC/MS SEMI VOA INSTRUMENT PERFORMANCE CHECK  
DECAFLUOROTRIPHENYLPHOSPHINE (DFTPP)

Lab Name: TestAmerica Tampa Job No.: 680-90622-1  
 SDG No.: 68090622-1  
 Lab File ID: 1DE29002.D DFTPP Injection Date: 05/29/2013  
 Instrument ID: BSMD5973 DFTPP Injection Time: 13:43  
 Analysis Batch No.: 137911

M/E	ION ABUNDANCE CRITERIA	% RELATIVE ABUNDANCE
51	10.0 - 80.0 % of mass 198	51.7
68	Less than 2.0 % of mass 69	0.9 (1.9)1
69	Mass 69 relative abundance	47.0
70	Less than 2.0 % of mass 69	0.0 (0.0)1
127	10.0 - 80.0 % of mass 198	49.3
197	Less than 2.0 % of mass 198	0.0
198	Base Peak, 100% relative abundance	100.0
199	5.0 - 9.0 % of mass 198	6.2
275	10.0 - 60.0 % of mass 198	29.5
365	Greater than 1.0 % of mass 198	3.8
441	Present but less than mass 443	11.6
442	Greater than 50.0 % of mass 198	81.0
443	15.0 - 24.0 % of mass 442	16.1 (19.9)2

1-Value is % mass 69

2-Value is % mass 442

THIS CHECK APPLIES TO THE FOLLOWING SAMPLES, MS, MSD, BLANKS AND STANDARDS:

CLIENT SAMPLE ID	LAB SAMPLE ID	LAB FILE ID	DATE ANALYZED	TIME ANALYZED
	CCVIS 660-137911/5	1DE29005.D	05/29/2013	15:12
	MB 660-137790/1-A	1DE29006.D	05/29/2013	15:37
	LCS 660-137790/2-A	1DE29007.D	05/29/2013	16:39
CV1358A-CS	680-90622-20	1DE29012.D	05/29/2013	18:32
CV1358A-CSD	680-90622-21	1DE29013.D	05/29/2013	18:55
	680-90622-A-24-B MS	1DE29017.D	05/29/2013	20:25
	680-90622-A-24-C MSD	1DE29018.D	05/29/2013	20:48

FORM V  
GC/MS SEMI VOA INSTRUMENT PERFORMANCE CHECK  
DECAFLUOROTRIPHENYLPHOSPHINE (DFTPP)

Lab Name: TestAmerica Tampa Job No.: 680-90622-1  
 SDG No.: 68090622-1  
 Lab File ID: 1DF03002.D DFTPP Injection Date: 06/03/2013  
 Instrument ID: BSMD5973 DFTPP Injection Time: 10:41  
 Analysis Batch No.: 138011

M/E	ION ABUNDANCE CRITERIA	% RELATIVE ABUNDANCE
51	10.0 - 80.0 % of mass 198	46.0
68	Less than 2.0 % of mass 69	0.0 (0.0)1
69	Mass 69 relative abundance	46.7
70	Less than 2.0 % of mass 69	0.2 (0.5)1
127	10.0 - 80.0 % of mass 198	52.4
197	Less than 2.0 % of mass 198	0.0
198	Base Peak, 100% relative abundance	100.0
199	5.0 - 9.0 % of mass 198	7.0
275	10.0 - 60.0 % of mass 198	25.8
365	Greater than 1.0 % of mass 198	3.4
441	Present but less than mass 443	8.3
442	Greater than 50.0 % of mass 198	57.6
443	15.0 - 24.0 % of mass 442	10.8 (18.7)2

1-Value is % mass 69

2-Value is % mass 442

THIS CHECK APPLIES TO THE FOLLOWING SAMPLES, MS, MSD, BLANKS AND STANDARDS:

CLIENT SAMPLE ID	LAB SAMPLE ID	LAB FILE ID	DATE ANALYZED	TIME ANALYZED
	CCVIS 660-138011/3	1DF03003.D	06/03/2013	10:59
	MB 660-137913/1-A	1DF03007.D	06/03/2013	14:40
	LCS 660-137913/2-A	1DF03008.D	06/03/2013	15:03
HP0068A-CS	680-90622-9	1DF03009.D	06/03/2013	15:25
CV0068B-CS	680-90622-11	1DF03010.D	06/03/2013	15:48
CV0626B-CS	680-90622-13	1DF03011.D	06/03/2013	16:10
CV0626B-CS MS	680-90622-13 MS	1DF03012.D	06/03/2013	16:33
CV0626B-CS MSD	680-90622-13 MSD	1DF03013.D	06/03/2013	16:56



FORM VIII  
GC/MS SEMI VOA INTERNAL STANDARD AREA AND RETENTION TIME SUMMARY

Lab Name: TestAmerica Tampa Job No.: 680-90622-1  
 SDG No.: 68090622-1  
 Sample No.: ICIS 660-137917/7 Date Analyzed: 05/30/2013 15:07  
 Instrument ID: BSMA5973 GC Column: DB-5MS ID: 250 (um)  
 Lab File ID (Standard): 1AE30006.D Heated Purge: (Y/N) N  
 Calibration ID: 2994

	NPT		ANT		PHN	
	AREA #	RT #	AREA #	RT #	AREA #	RT #
INITIAL CALIBRATION MID-POINT	684481	2.49	371379	3.52	579381	4.46
UPPER LIMIT	1368962	2.99	742758	4.02	1158762	4.96
LOWER LIMIT	342241	1.99	185690	3.02	289691	3.96
LAB SAMPLE ID	CLIENT SAMPLE ID					
ICV 660-137917/14	682213	2.49	336207	3.52	558509	4.46
LCS 660-137838/2-A	783083	2.49	479494	3.53	758497	4.46
640-43618-B-3-C MS	717377	2.50	384675	3.52	596113	4.46

NPT = Naphthalene-d8  
 ANT = Acenaphthene-d10  
 PHN = Phenanthrene-d10

Area Limit = 50%-200% of internal standard area  
 RT Limit = ± 0.5 minutes of internal standard RT

# Column used to flag values outside QC limits

FORM VIII  
GC/MS SEMI VOA INTERNAL STANDARD AREA AND RETENTION TIME SUMMARY

Lab Name: TestAmerica Tampa Job No.: 680-90622-1  
 SDG No.: 68090622-1  
 Sample No.: ICIS 660-137917/7 Date Analyzed: 05/30/2013 15:07  
 Instrument ID: BSMA5973 GC Column: DB-5MS ID: 250 (um)  
 Lab File ID (Standard): 1AE30006.D Heated Purge: (Y/N) N  
 Calibration ID: 2994

	CRY		PRY		AREA #	RT #
	AREA #	RT #	AREA #	RT #		
INITIAL CALIBRATION MID-POINT	517389	6.47	487492	7.55		
UPPER LIMIT	1034778	6.97	974984	8.05		
LOWER LIMIT	258695	5.97	243746	7.05		
LAB SAMPLE ID	CLIENT SAMPLE ID					
ICV 660-137917/14			482825	6.47	386611	7.55
LCS 660-137838/2-A			581989	6.47	469486	7.55
640-43618-B-3-C MS			477946	6.47	390905	7.55

CRY = Chrysene-d12  
 PRY = Perylene-d12

Area Limit = 50%-200% of internal standard area  
 RT Limit = ± 0.5 minutes of internal standard RT

# Column used to flag values outside QC limits

FORM VIII  
GC/MS SEMI VOA INTERNAL STANDARD AREA AND RETENTION TIME SUMMARY

Lab Name: TestAmerica Tampa Job No.: 680-90622-1  
 SDG No.: 68090622-1  
 Sample No.: ICIS 660-137704/19 Date Analyzed: 05/22/2013 17:29  
 Instrument ID: BSMC5973 GC Column: DB-5MS ID: 250 (um)  
 Lab File ID (Standard): 1CE22018.D Heated Purge: (Y/N) N  
 Calibration ID: 2979

	NPT		ANT		PHN		
	AREA #	RT #	AREA #	RT #	AREA #	RT #	
INITIAL CALIBRATION MID-POINT	2696939	4.06	1843203	5.15	3628372	6.12	
UPPER LIMIT	5393878	4.56	3686406	5.65	7256744	6.62	
LOWER LIMIT	1348470	3.56	921602	4.65	1814186	5.62	
LAB SAMPLE ID	CLIENT SAMPLE ID						
ICV 660-137704/22		3002271	4.06	2105599	5.15	3933786	6.12

NPT = Naphthalene-d8  
 ANT = Acenaphthene-d10  
 PHN = Phenanthrene-d10

Area Limit = 50%-200% of internal standard area  
 RT Limit = ± 0.5 minutes of internal standard RT

# Column used to flag values outside QC limits

FORM VIII  
GC/MS SEMI VOA INTERNAL STANDARD AREA AND RETENTION TIME SUMMARY

Lab Name: TestAmerica Tampa Job No.: 680-90622-1  
 SDG No.: 68090622-1  
 Sample No.: ICIS 660-137704/19 Date Analyzed: 05/22/2013 17:29  
 Instrument ID: BSMC5973 GC Column: DB-5MS ID: 250 (um)  
 Lab File ID (Standard): 1CE22018.D Heated Purge: (Y/N) N  
 Calibration ID: 2979

	CRY		PRY		AREA #	RT #
	AREA #	RT #	AREA #	RT #		
INITIAL CALIBRATION MID-POINT	4592658	8.08	4701347	9.42		
UPPER LIMIT	9185316	8.58	9402694	9.92		
LOWER LIMIT	2296329	7.58	2350674	8.92		
LAB SAMPLE ID	CLIENT SAMPLE ID					
ICV 660-137704/22		4897113	8.08	5001508	9.42	

CRY = Chrysene-d12  
 PRY = Perylene-d12

Area Limit = 50%-200% of internal standard area  
 RT Limit = ± 0.5 minutes of internal standard RT

# Column used to flag values outside QC limits

FORM VIII  
GC/MS SEMI VOA INTERNAL STANDARD AREA AND RETENTION TIME SUMMARY

Lab Name: TestAmerica Tampa Job No.: 680-90622-1  
 SDG No.: 68090622-1  
 Sample No.: CCVIS 660-137885/10 Date Analyzed: 05/29/2013 14:50  
 Instrument ID: BSMC5973 GC Column: DB-5MS ID: 250 (um)  
 Lab File ID (Standard): 1CE29009.D Heated Purge: (Y/N) N  
 Calibration ID: 2979

	NPT		ANT		PHN		
	AREA #	RT #	AREA #	RT #	AREA #	RT #	
12/24 HOUR STD	3162543	4.05	2278213	5.14	4373906	6.11	
UPPER LIMIT	6325086	4.55	4556426	5.64	8747812	6.61	
LOWER LIMIT	1581272	3.55	1139107	4.64	2186953	5.61	
LAB SAMPLE ID	CLIENT SAMPLE ID						
MB 660-137755/1-A	2331750	4.05	1664973	5.14	3233224	6.11	
LCS 660-137755/2-A	2408139	4.05	1685896	5.15	3289918	6.12	
680-90622-1	CV0182A-CS-SP	2756831	4.05	1975917	5.14	3783358	6.11
680-90622-2	CV0182B-CS-SP	2615905	4.05	1918205	5.14	3721107	6.11
680-90622-3	CV0287A-CS-SP	2834141	4.05	2003070	5.14	3763187	6.11
680-90622-4	CV0287B-CS-SP	2645908	4.05	1930282	5.14	3738864	6.11
680-90622-5	CV1198A-CS-SP	2754933	4.05	2092764	5.14	3751330	6.11
680-90622-6	CV1198B-CS-SP	3021595	4.05	2301592	5.14	3886516	6.11
680-90622-7	CV0003A-CS	2773229	4.05	2229585	5.14	4398364	6.11
680-90622-8	CV0003B-GS	3072443	4.05	2301781	5.14	4545777	6.11
680-90622-10	HP0068A-CSD	2803018	4.05	2215696	5.14	4168570	6.11
680-90622-12	CV0626A-CS	3019974	4.05	2113508	5.14	4203817	6.11
680-90622-13	CV0626B-CS	3046052	4.05	2325557	5.14	4453453	6.11
680-90622-13 MS	CV0626B-CS MS	3589702	4.05	2351342	5.14	3867987	6.11
680-90622-13 MSD	CV0626B-CS MSD	3210194	4.05	2062195	5.14	3753925	6.11
680-90622-16	CV0747A-CS	2848026	4.05	2036232	5.14	3745465	6.11
680-90622-17	CV0747A-CSD	3200461	4.05	2113981	5.14	3864436	6.11
680-90622-18	CV1351A-CS	3672207	4.05	2070374	5.14	3792394	6.11
680-90622-19	CV1351B-CS	2970763	4.05	1922370	5.14	3948377	6.11

NPT = Naphthalene-d8  
 ANT = Acenaphthene-d10  
 PHN = Phenanthrene-d10

Area Limit = 50%-200% of internal standard area  
 RT Limit = ± 0.5 minutes of internal standard RT

# Column used to flag values outside QC limits

FORM VIII  
GC/MS SEMI VOA INTERNAL STANDARD AREA AND RETENTION TIME SUMMARY

Lab Name: TestAmerica Tampa Job No.: 680-90622-1  
 SDG No.: 68090622-1  
 Sample No.: CCVIS 660-137885/10 Date Analyzed: 05/29/2013 14:50  
 Instrument ID: BSMC5973 GC Column: DB-5MS ID: 250 (um)  
 Lab File ID (Standard): 1CE29009.D Heated Purge: (Y/N) N  
 Calibration ID: 2979

	CRY		PRY		AREA #	RT #
	AREA #	RT #	AREA #	RT #		
12/24 HOUR STD	5545987	8.09	5755799	9.43		
UPPER LIMIT	11091974	8.59	11511598	9.93		
LOWER LIMIT	2772994	7.59	2877900	8.93		
LAB SAMPLE ID	CLIENT SAMPLE ID					
MB 660-137755/1-A		4136843	8.07	4435067	9.41	
LCS 660-137755/2-A		4202582	8.09	4408700	9.44	
680-90622-1	CV0182A-CS-SP	4211573	8.07	4040280	9.41	
680-90622-2	CV0182B-CS-SP	4019588	8.07	3900957	9.42	
680-90622-3	CV0287A-CS-SP	4211396	8.07	4008065	9.42	
680-90622-4	CV0287B-CS-SP	4120968	8.07	3849397	9.42	
680-90622-5	CV1198A-CS-SP	4025357	8.07	4013787	9.42	
680-90622-6	CV1198B-CS-SP	4484279	8.07	4418342	9.42	
680-90622-7	CV0003A-CS	4319917	8.07	4102390	9.42	
680-90622-8	CV0003B-GS	3985607	8.07	3832219	9.42	
680-90622-10	HP0068A-CSD	3623262	8.07	3605289	9.42	
680-90622-12	CV0626A-CS	3815051	8.07	4108328	9.42	
680-90622-13	CV0626B-CS	3804810	8.07	3728918	9.42	
680-90622-13 MS	CV0626B-CS MS	3785019	8.07	3693863	9.42	
680-90622-13 MSD	CV0626B-CS MSD	4173411	8.07	4076778	9.42	
680-90622-16	CV0747A-CS	4145163	8.07	3702650	9.42	
680-90622-17	CV0747A-CSD	4232494	8.07	4147373	9.42	
680-90622-18	CV1351A-CS	3716680	8.07	3717417	9.42	
680-90622-19	CV1351B-CS	3836061	8.07	3659184	9.42	

CRY = Chrysene-d12

PRY = Perylene-d12

Area Limit = 50%-200% of internal standard area

RT Limit = ± 0.5 minutes of internal standard RT

# Column used to flag values outside QC limits

FORM VIII  
GC/MS SEMI VOA INTERNAL STANDARD AREA AND RETENTION TIME SUMMARY

Lab Name: TestAmerica Tampa Job No.: 680-90622-1  
 SDG No.: 68090622-1  
 Sample No.: ICIS 660-137830/7 Date Analyzed: 05/23/2013 14:33  
 Instrument ID: BSMD5973 GC Column: DB-5MS ID: 250 (um)  
 Lab File ID (Standard): 1DE23007.D Heated Purge: (Y/N) N  
 Calibration ID: 2984

	NPT		ANT		PHN			
	AREA #	RT #	AREA #	RT #	AREA #	RT #		
INITIAL CALIBRATION MID-POINT	3209942	6.28	1824950	7.95	3071098	9.20		
UPPER LIMIT	6419884	6.78	3649900	8.45	6142196	9.70		
LOWER LIMIT	1604971	5.78	912475	7.45	1535549	8.70		
LAB SAMPLE ID	CLIENT SAMPLE ID							
ICV 660-137830/10			3254661	6.28	1828493	7.95	3056039	9.21

NPT = Naphthalene-d8  
 ANT = Acenaphthene-d10  
 PHN = Phenanthrene-d10

Area Limit = 50%-200% of internal standard area  
 RT Limit = ± 0.5 minutes of internal standard RT

# Column used to flag values outside QC limits

FORM VIII  
GC/MS SEMI VOA INTERNAL STANDARD AREA AND RETENTION TIME SUMMARY

Lab Name: TestAmerica Tampa Job No.: 680-90622-1  
 SDG No.: 68090622-1  
 Sample No.: ICIS 660-137830/7 Date Analyzed: 05/23/2013 14:33  
 Instrument ID: BSMD5973 GC Column: DB-5MS ID: 250 (um)  
 Lab File ID (Standard): 1DE23007.D Heated Purge: (Y/N) N  
 Calibration ID: 2984

	CRY		PRY		AREA #	RT #
	AREA #	RT #	AREA #	RT #		
INITIAL CALIBRATION MID-POINT	3009447	11.57	3048824	13.48		
UPPER LIMIT	6018894	12.07	6097648	13.98		
LOWER LIMIT	1504724	11.07	1524412	12.98		
LAB SAMPLE ID	CLIENT SAMPLE ID					
ICV 660-137830/10	2992199	11.57	3010942	13.47		

CRY = Chrysene-d12  
 PRY = Perylene-d12

Area Limit = 50%-200% of internal standard area  
 RT Limit = ± 0.5 minutes of internal standard RT

# Column used to flag values outside QC limits



FORM VIII  
GC/MS SEMI VOA INTERNAL STANDARD AREA AND RETENTION TIME SUMMARY

Lab Name: TestAmerica Tampa Job No.: 680-90622-1  
 SDG No.: 68090622-1  
 Sample No.: CCVIS 660-137911/5 Date Analyzed: 05/29/2013 15:12  
 Instrument ID: BSMD5973 GC Column: DB-5MS ID: 250 (um)  
 Lab File ID (Standard): 1DE29005.D Heated Purge: (Y/N) N  
 Calibration ID: 2984

	NPT		ANT		PHN		
	AREA #	RT #	AREA #	RT #	AREA #	RT #	
12/24 HOUR STD	2555911	6.28	1488336	7.95	2532367	9.20	
UPPER LIMIT	5111822	6.78	2976672	8.45	5064734	9.70	
LOWER LIMIT	1277956	5.78	744168	7.45	1266184	8.70	
LAB SAMPLE ID	CLIENT SAMPLE ID						
MB 660-137790/1-A		4399025	6.28	2464734	7.95	3930946	9.20
LCS 660-137790/2-A		3964298	6.28	2308263	7.95	3802832	9.20
680-90622-20	CV1358A-CS	3650098	6.28	2014679	7.95	3154456	9.20
680-90622-21	CV1358A-CSD	3830915	6.28	2119711	7.95	3360049	9.20
680-90622-A-24-B MS		4209498	6.28	2278527	7.95	3583135	9.21
680-90622-A-24-C MSD		3931585	6.28	2118029	7.95	3266666	9.20

NPT = Naphthalene-d8  
 ANT = Acenaphthene-d10  
 PHN = Phenanthrene-d10

Area Limit = 50%-200% of internal standard area  
 RT Limit = ± 0.5 minutes of internal standard RT

# Column used to flag values outside QC limits

FORM VIII  
GC/MS SEMI VOA INTERNAL STANDARD AREA AND RETENTION TIME SUMMARY

Lab Name: TestAmerica Tampa Job No.: 680-90622-1  
 SDG No.: 68090622-1  
 Sample No.: CCVIS 660-137911/5 Date Analyzed: 05/29/2013 15:12  
 Instrument ID: BSMD5973 GC Column: DB-5MS ID: 250 (um)  
 Lab File ID (Standard): 1DE29005.D Heated Purge: (Y/N) N  
 Calibration ID: 2984

	CRY		PRY			
	AREA #	RT #	AREA #	RT #	AREA #	RT #
12/24 HOUR STD	2512420	11.56	2612967	13.46		
UPPER LIMIT	5024840	12.06	5225934	13.96		
LOWER LIMIT	1256210	11.06	1306484	12.96		
LAB SAMPLE ID	CLIENT SAMPLE ID					
MB 660-137790/1-A		3792255	11.56	3874355	13.46	
LCS 660-137790/2-A		3638206	11.57	3726255	13.47	
680-90622-20	CV1358A-CS	2576374	11.56	2832780	13.47	
680-90622-21	CV1358A-CSD	2816107	11.56	3105225	13.47	
680-90622-A-24-B MS		3182616	11.57	3529737	13.48	
680-90622-A-24-C MSD		2907170	11.57	3216693	13.49	

CRY = Chrysene-d12

PRY = Perylene-d12

Area Limit = 50%-200% of internal standard area

RT Limit = ± 0.5 minutes of internal standard RT

# Column used to flag values outside QC limits

FORM VIII  
GC/MS SEMI VOA INTERNAL STANDARD AREA AND RETENTION TIME SUMMARY

Lab Name: TestAmerica Tampa Job No.: 680-90622-1  
 SDG No.: 68090622-1  
 Sample No.: CCVIS 660-138011/3 Date Analyzed: 06/03/2013 10:59  
 Instrument ID: BSMD5973 GC Column: DB-5MS ID: 250 (um)  
 Lab File ID (Standard): 1DF03003.D Heated Purge: (Y/N) N  
 Calibration ID: 2984

	NPT		ANT		PHN		
	AREA #	RT #	AREA #	RT #	AREA #	RT #	
12/24 HOUR STD	3550475	6.28	1958003	7.95	3275219	9.20	
UPPER LIMIT	7100950	6.78	3916006	8.45	6550438	9.70	
LOWER LIMIT	1775238	5.78	979002	7.45	1637610	8.70	
LAB SAMPLE ID	CLIENT SAMPLE ID						
MB 660-137913/1-A		4067716	6.28	2286295	7.95	3584943	9.20
LCS 660-137913/2-A		4568333	6.28	2579688	7.95	4111643	9.20
680-90622-9	HP0068A-CS	3424271	6.28	1885479	7.94	2975709	9.20
680-90622-11	CV0068B-CS	3492470	6.27	1920206	7.94	3001747	9.20
680-90622-13	CV0626B-CS	3609988	6.27	2003953	7.94	3138566	9.20
680-90622-13 MS	CV0626B-CS MS	3392399	6.27	1869020	7.94	2917901	9.20
680-90622-13 MSD	CV0626B-CS MSD	3355328	6.28	1839393	7.95	2887073	9.20

NPT = Naphthalene-d8  
 ANT = Acenaphthene-d10  
 PHN = Phenanthrene-d10

Area Limit = 50%-200% of internal standard area  
 RT Limit = ± 0.5 minutes of internal standard RT

# Column used to flag values outside QC limits

FORM VIII  
GC/MS SEMI VOA INTERNAL STANDARD AREA AND RETENTION TIME SUMMARY

Lab Name: TestAmerica Tampa Job No.: 680-90622-1  
 SDG No.: 68090622-1  
 Sample No.: CCVIS 660-138011/3 Date Analyzed: 06/03/2013 10:59  
 Instrument ID: BSMD5973 GC Column: DB-5MS ID: 250 (um)  
 Lab File ID (Standard): 1DF03003.D Heated Purge: (Y/N) N  
 Calibration ID: 2984

	CRY		PRY		AREA #	RT #
	AREA #	RT #	AREA #	RT #		
12/24 HOUR STD	3125523	11.57	3123612	13.47		
UPPER LIMIT	6251046	12.07	6247224	13.97		
LOWER LIMIT	1562762	11.07	1561806	12.97		
LAB SAMPLE ID	CLIENT SAMPLE ID					
MB 660-137913/1-A		3352727	11.57	3366352	13.47	
LCS 660-137913/2-A		3954971	11.57	4047452	13.48	
680-90622-9	HP0068A-CS	2583672	11.56	2667445	13.47	
680-90622-11	CV0068B-CS	2552272	11.56	2669166	13.47	
680-90622-13	CV0626B-CS	2664385	11.56	2988392	13.48	
680-90622-13 MS	CV0626B-CS MS	2556463	11.57	2888175	13.48	
680-90622-13 MSD	CV0626B-CS MSD	2576498	11.57	2840170	13.48	

CRY = Chrysene-d12  
 PRY = Perylene-d12

Area Limit = 50%-200% of internal standard area  
 RT Limit = ± 0.5 minutes of internal standard RT

# Column used to flag values outside QC limits

FORM I  
GC/MS SEMI VOA ORGANICS ANALYSIS DATA SHEET

Lab Name: TestAmerica Tampa Job No.: 680-90622-1  
 SDG No.: 68090622-1  
 Client Sample ID: CV0182A-CS-SP Lab Sample ID: 680-90622-1  
 Matrix: Solid Lab File ID: 1CE29016.D  
 Analysis Method: 8270C LL Date Collected: 05/20/2013 15:03  
 Extract. Method: 3546 Date Extracted: 05/24/2013 06:38  
 Sample wt/vol: 14.93(g) Date Analyzed: 05/29/2013 18:07  
 Con. Extract Vol.: 1(mL) Dilution Factor: 4  
 Injection Volume: 1(uL) Level: (low/med) Low  
 % Moisture: 23.9 GPC Cleanup: (Y/N) N  
 Analysis Batch No.: 137885 Units: ug/Kg

CAS NO.	COMPOUND NAME	RESULT	Q	RL	MDL
83-32-9	Acenaphthene	530	U	530	110
208-96-8	Acenaphthylene	49	J	210	26
120-12-7	Anthracene	43	J	44	22
56-55-3	Benzo[a]anthracene	290		42	21
50-32-8	Benzo[a]pyrene	290		55	27
205-99-2	Benzo[b]fluoranthene	450		64	32
191-24-2	Benzo[g,h,i]perylene	200		110	23
207-08-9	Benzo[k]fluoranthene	160		42	19
218-01-9	Chrysene	340		48	24
53-70-3	Dibenz(a,h)anthracene	40	J	110	22
206-44-0	Fluoranthene	470		110	21
86-73-7	Fluorene	29	J	110	22
193-39-5	Indeno[1,2,3-cd]pyrene	190		110	37
90-12-0	1-Methylnaphthalene	130	J	210	23
91-57-6	2-Methylnaphthalene	150	J	210	37
91-20-3	Naphthalene	110	J	210	23
85-01-8	Phenanthrene	320	B	42	21
129-00-0	Pyrene	440		110	20

CAS NO.	SURROGATE	%REC	Q	LIMITS
84-15-1	o-Terphenyl	68		30-130

TestAmerica Laboratories

Semivolatiles 8270C low level PAH

Data file : \\tam-chemsvr\chem\SM\BSMC5973.i\1C052913.b\1CE29016.D  
 Lab Smp Id: 680-90622-A-1-A Client Smp ID: CV0182A-CS-SP  
 Inj Date : 29-MAY-2013 18:07  
 Operator : SCC Inst ID: BSMC5973.i  
 Smp Info : 680-90622-a-1-a  
 Misc Info : 680-90622-A-1-A  
 Comment :  
 Method : \\tam-chemsvr\chem\SM\BSMC5973.i\1C052913.b\a-bFASTPAHi-m.m  
 Meth Date : 30-May-2013 11:17 cantins Quant Type: ISTD  
 Cal Date : 22-MAY-2013 18:05 Cal File: 1CE22020.D  
 Als bottle: 14  
 Dil Factor: 4.00000  
 Integrator: HP RTE Compound Sublist: pah.sub  
 Target Version: 4.14  
 Processing Host: TAM1000

Concentration Formula:

$$\text{Amt} * \text{DF} * 1/\text{Vi} * \text{Vt}/\text{Ws} * 100/(100 - \text{M}) * \text{A} * \text{B} * \text{C} * \text{D} * \text{GPC} * \text{CpndVariable}$$

Name	Value	Description
DF	4.000	Dilution Factor
Vi	1.000	Injection Volume
Vt	1.000	Final Volume
Ws	14.930	Weight Extracted
M	23.881	% Moisture
A	1000.000	uL to mL conversion
B	1000.000	g to kg conversion
C	0.00100	ng to ug conversion
D	1.000	ug to mg conversion(value = 1 if no conv)
GPC	1.000	GPC FACTOR
Cpnd Variable		Local Compound Variable

Compounds	QUANT	SIG	MASS	RT	EXP RT	REL RT	RESPONSE	CONCENTRATIONS	
								ON-COLUMN	FINAL
								(ug/ml)	(ug/Kg)
* 1 Naphthalene-d8	136		4.051	4.051	(1.000)	2756831	40.0000		
* 6 Acenaphthene-d10	164		5.139	5.140	(1.000)	1975917	40.0000		
* 10 Phenanthrene-d10	188		6.109	6.110	(1.000)	3783358	40.0000		
\$ 14 o-Terphenyl	230		6.357	6.363	(1.040)	99567	1.68944	594.6293	
* 18 Chrysene-d12	240		8.074	8.086	(1.000)	4211573	40.0000		(H)
* 23 Perylene-d12	264		9.409	9.433	(1.000)	4040280	40.0000		
2 Naphthalene	128		4.063	4.062	(1.003)	25097	0.32259	113.5432	
3 2-Methylnaphthalene	142		4.486	4.493	(1.107)	17940	0.41574	146.3280	
4 1-Methylnaphthalene	142		4.551	4.551	(1.123)	15310	0.36061	126.9237	
5 Acenaphthylene	152		5.051	5.051	(0.983)	10476	0.13830	48.6775	
9 Fluorene	166		5.480	5.487	(1.066)	5070	0.08365	29.4421(Q)	
11 Phenanthrene	178		6.121	6.128	(1.002)	101862	0.91130	320.7502	
12 Anthracene	178		6.162	6.163	(1.009)	12708	0.12272	43.1932	
13 Carbazole	167		6.257	6.263	(1.024)	11592	0.23469	82.6040	

Compounds	QUANT SIG	RT	EXP RT	REL RT	RESPONSE	CONCENTRATIONS	
						ON-COLUMN (ug/ml)	FINAL (ug/Kg)
15 Fluoranthene	202	6.974	6.981	(1.142)	151206	1.32346	465.8166
16 Pyrene	202	7.145	7.151	(0.885)	141669	1.24571	438.4513
17 Benzo(a)anthracene	228	8.062	8.081	(0.999)	96564	0.83150	292.6633(H)
19 Chrysene	228	8.092	8.109	(1.002)	111450	0.95318	335.4914(H)
20 Benzo(b)fluoranthene	252	9.003	9.028	(0.957)	126546	1.27480	448.6891(M)
21 Benzo(k)fluoranthene	252	9.021	9.051	(0.959)	51395	0.46356	163.1572(M)
22 Benzo(a)pyrene	252	9.345	9.369	(0.993)	72289	0.81284	286.0930
24 Indeno(1,2,3-cd)pyrene	276	10.792	10.827	(1.147)	41410	0.54165	190.6444(M)
25 Dibenzo(a,h)anthracene	278	10.803	10.850	(1.148)	9767	0.11326	39.8637(H)
26 Benzo(g,h,i)perylene	276	11.221	11.256	(1.193)	52522	0.55957	196.9501

QC Flag Legend

- Q - Qualifier signal failed the ratio test.
- M - Compound response manually integrated.
- H - Operator selected an alternate compound hit.

Data File: 1CE29016.D

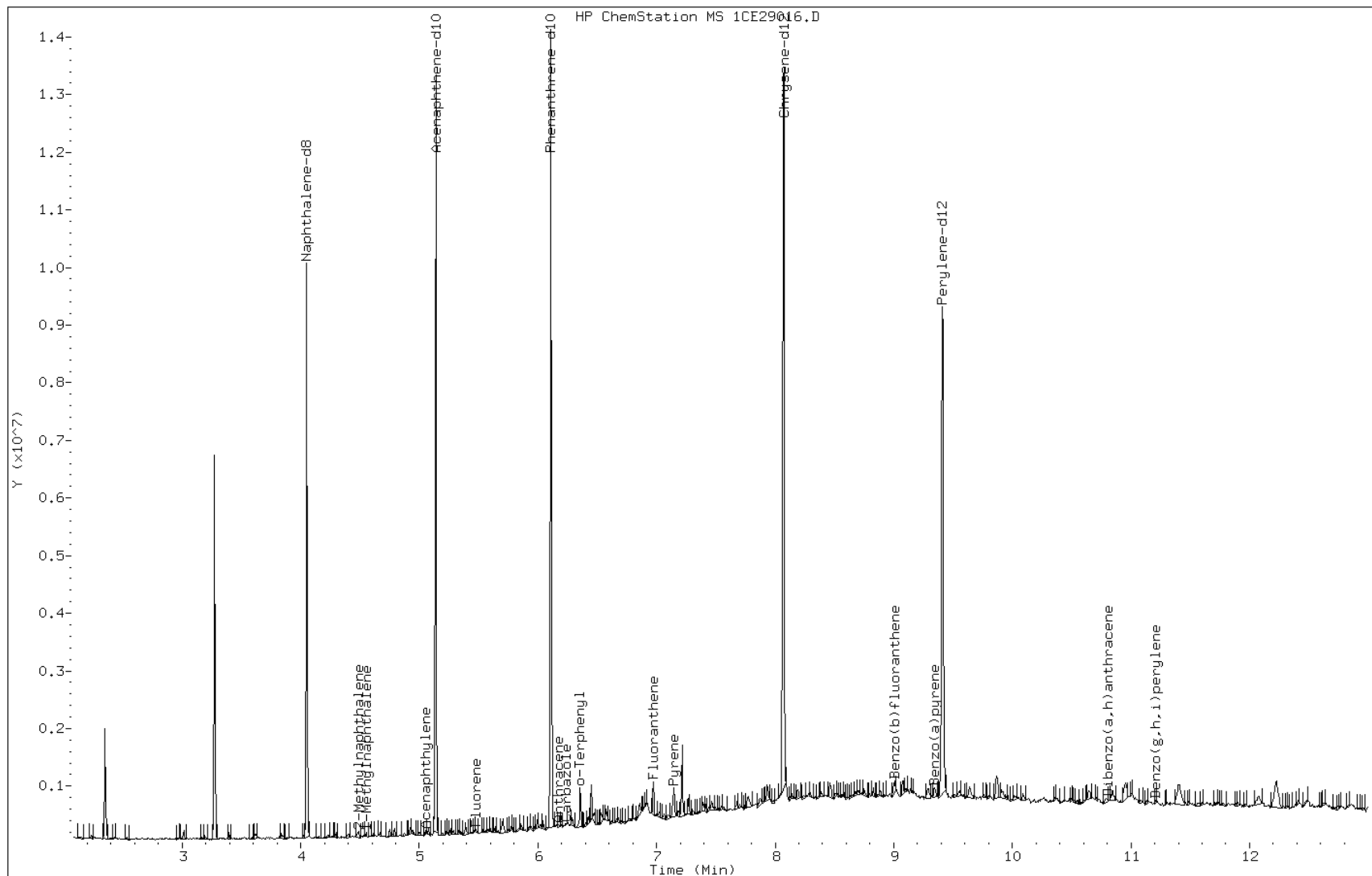
Date: 29-MAY-2013 18:07

Client ID: CV0182A-CS-SP

Instrument: BSMC5973.i

Sample Info: 680-90622-a-1-a

Operator: SCC





Data File: 1CE29016.D

Date: 29-MAY-2013 18:07

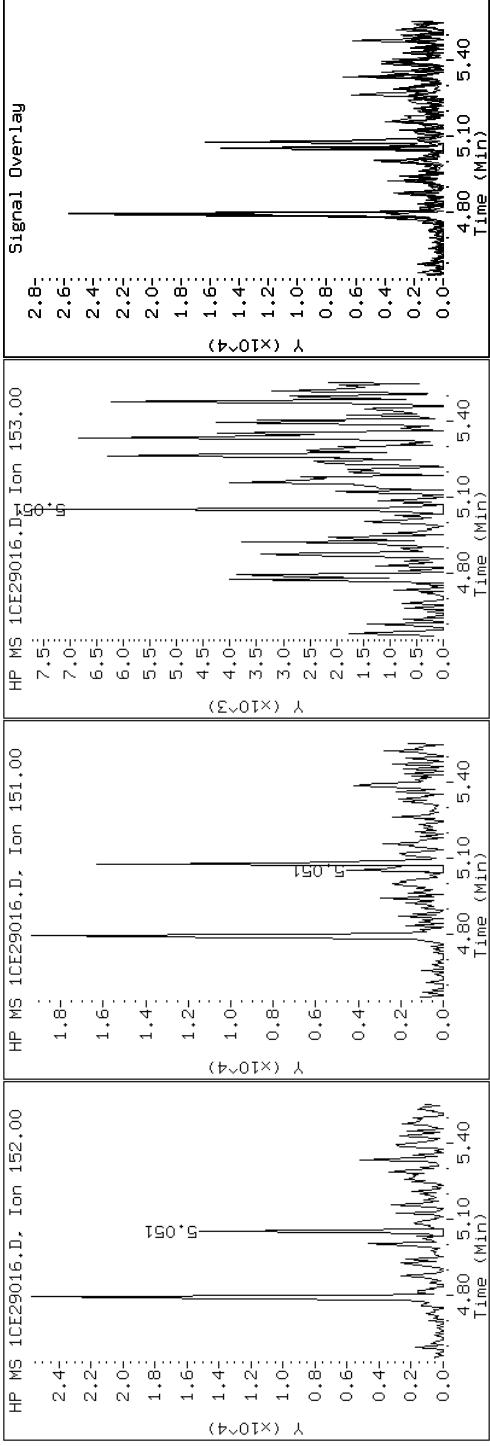
Client ID: CV0182A-CS-SP

Instrument: BSMC5973.i

Sample Info: 680-90622-a-1-a

Operator: SCC

5 Acenaphthylene



Data File: 1CE29016.D

Date: 29-MAY-2013 18:07

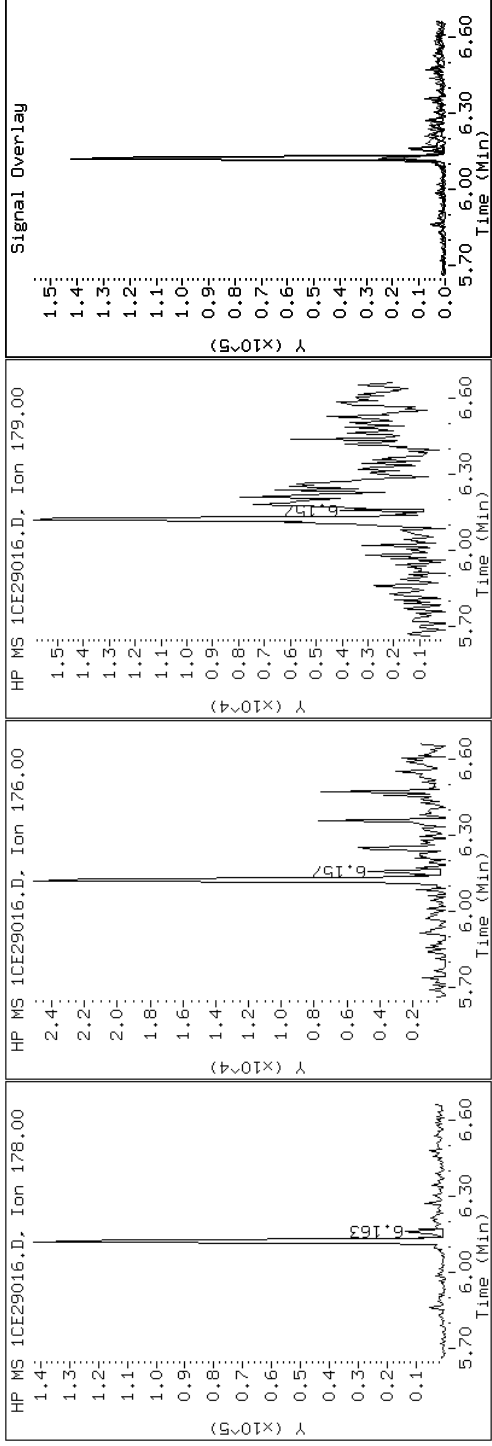
Client ID: CV0182A-CS-SP

Instrument: BSMC5973.i

Sample Info: 680-90622-a-1-a

Operator: SCC

12 Anthracene



Data File: 1CE29016.D

Date: 29-MAY-2013 18:07

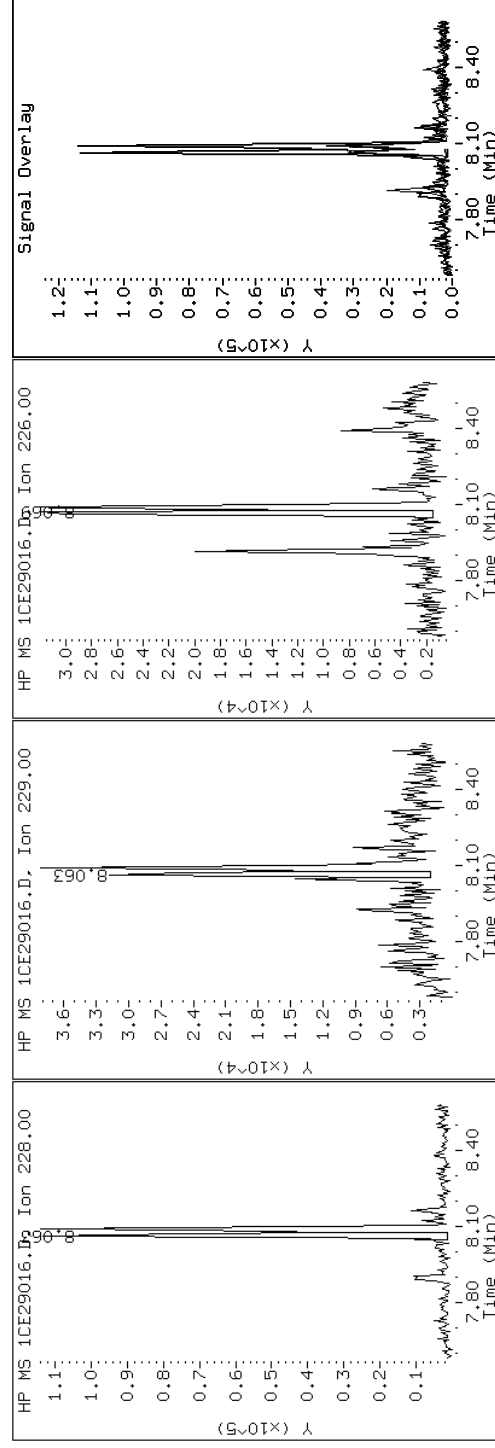
Client ID: CV0182A-CS-SP

Instrument: BSMC5973.i

Sample Info: 680-90622-a-1-a

Operator: SCC

### 17 Benzo(a)anthracene



Data File: 1CE29016.D

Date: 29-MAY-2013 18:07

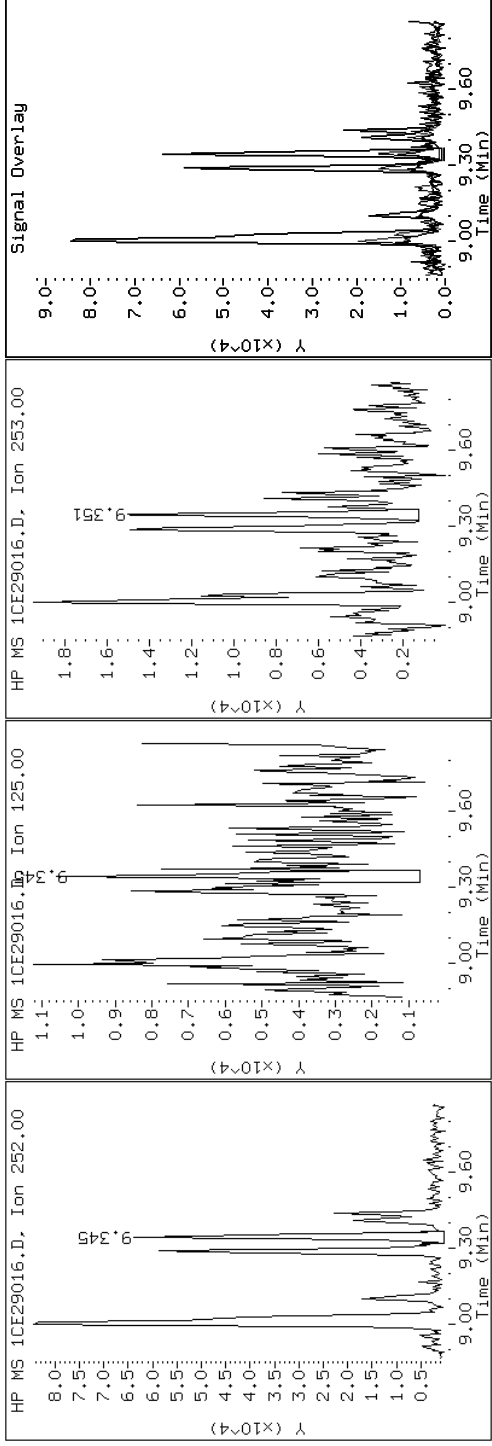
Client ID: CV0182A-CS-SP

Instrument: BSMC5973.i

Sample Info: 680-90622-a-1-a

Operator: SCC

22 Benzo(a)pyrene



Data File: 1CE29016.D

Date: 29-MAY-2013 18:07

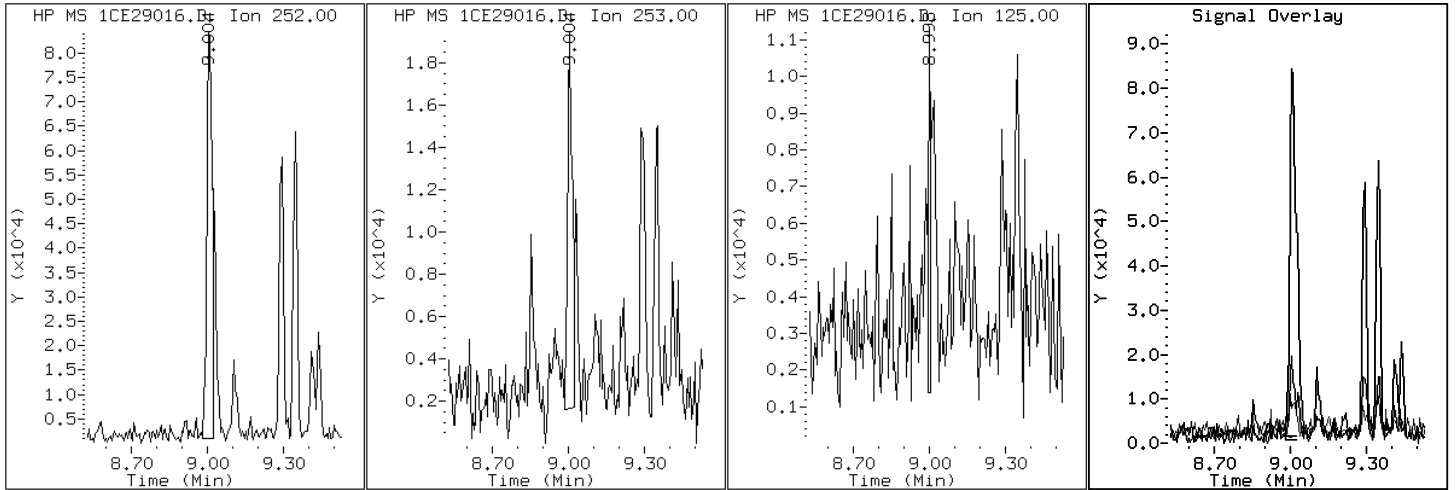
Client ID: CV0182A-CS-SP

Instrument: BSMC5973.i

Sample Info: 680-90622-a-1-a

Operator: SCC

20 Benzo(b)fluoranthene



Data File: 1CE29016.D

Date: 29-MAY-2013 18:07

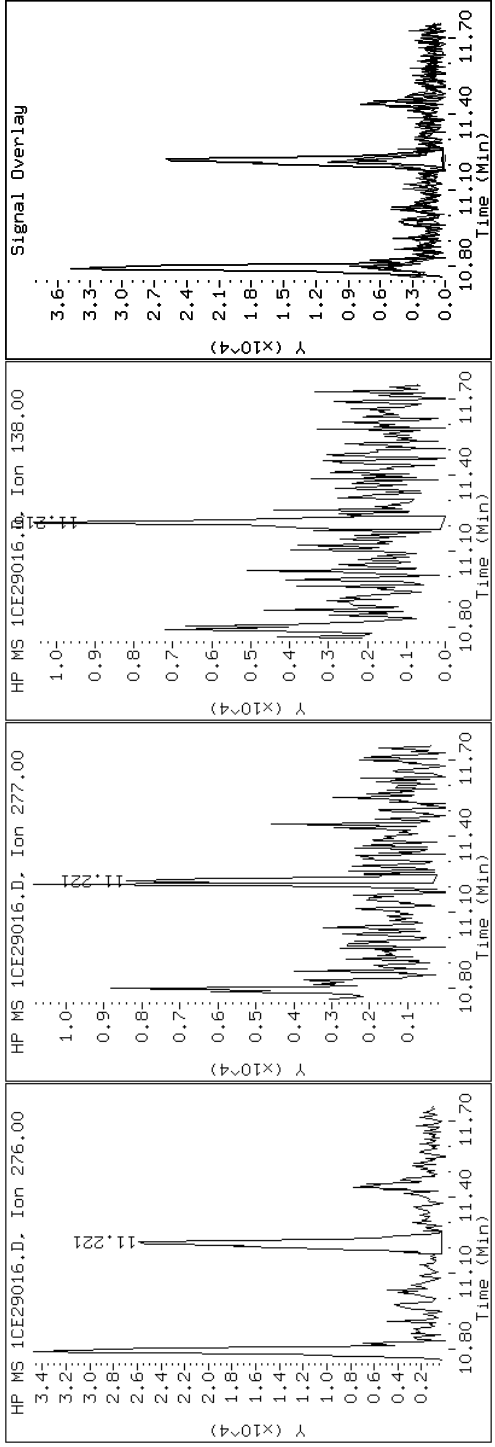
Client ID: CV0182A-CS-SP

Instrument: BSMC5973.i

Sample Info: 680-90622-a-1-a

Operator: SCC

26 Benzo(g,h,i)perylene



Data File: 1CE29016.D

Date: 29-MAY-2013 18:07

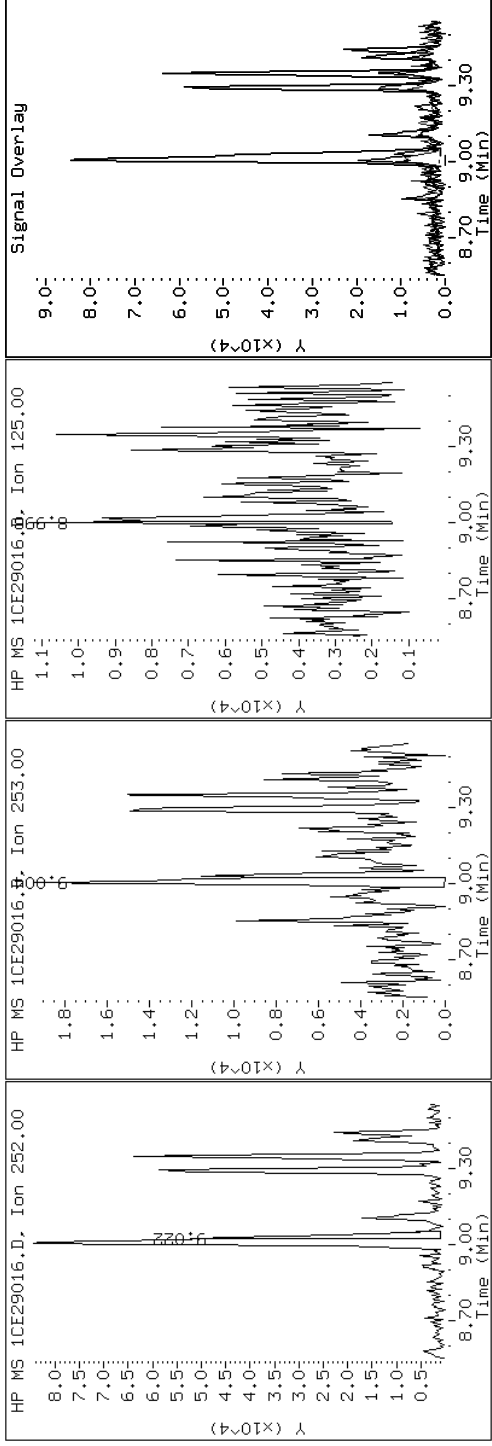
Client ID: CV0182A-CS-SP

Instrument: BSMC5973.i

Sample Info: 680-90622-a-1-a

Operator: SCC

21 Benzo(k)fluoranthene



Data File: 1CE29016.D

Date: 29-MAY-2013 18:07

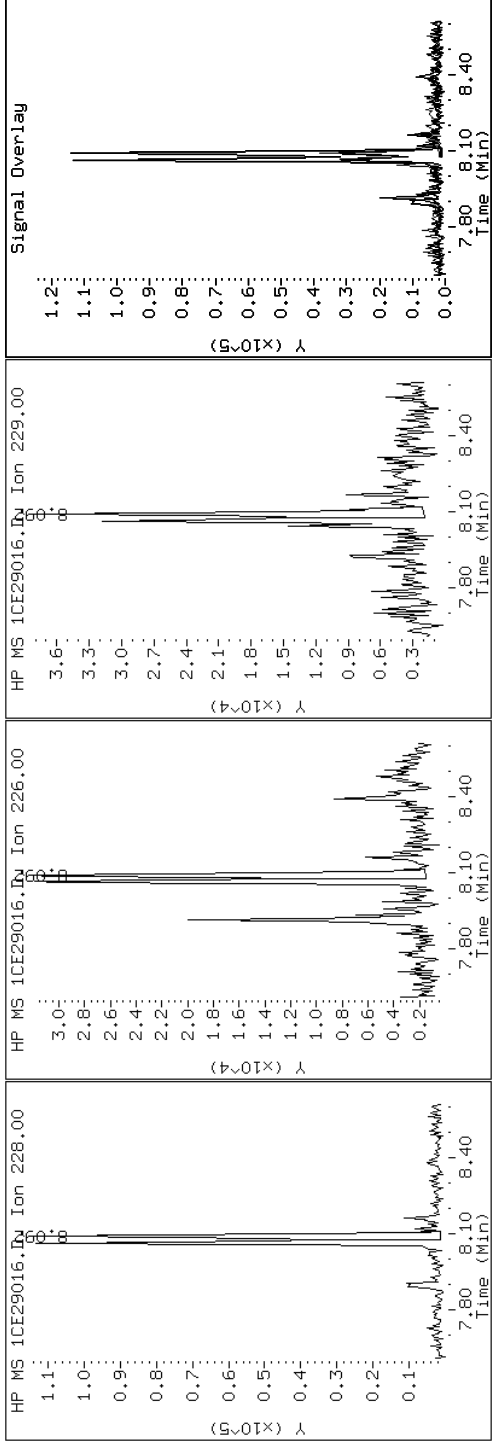
Client ID: CV0182A-CS-SP

Instrument: BSMC5973.i

Sample Info: 680-90622-a-1-a

Operator: SCC

19 Chrysene





Data File: 1CE29016.D

Date: 29-MAY-2013 18:07

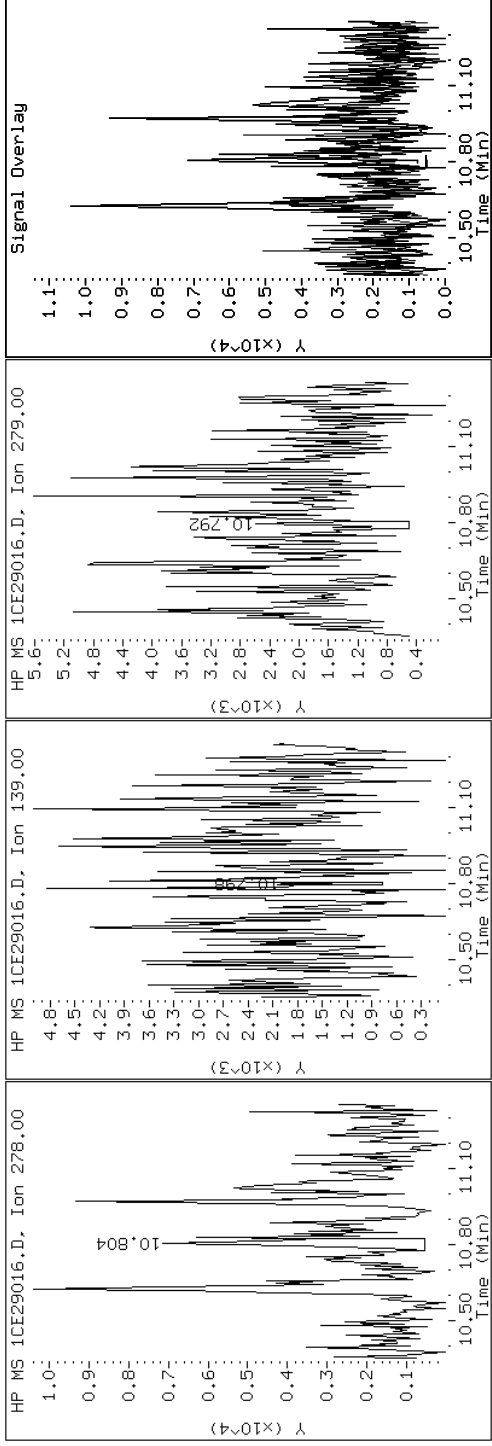
Client ID: CV0182A-CS-SP

Instrument: BSMC5973.i

Sample Info: 680-90622-a-1-a

Operator: SCC

25 Dibenzo(a,h)anthracene



Data File: 1CE29016.D

Date: 29-MAY-2013 18:07

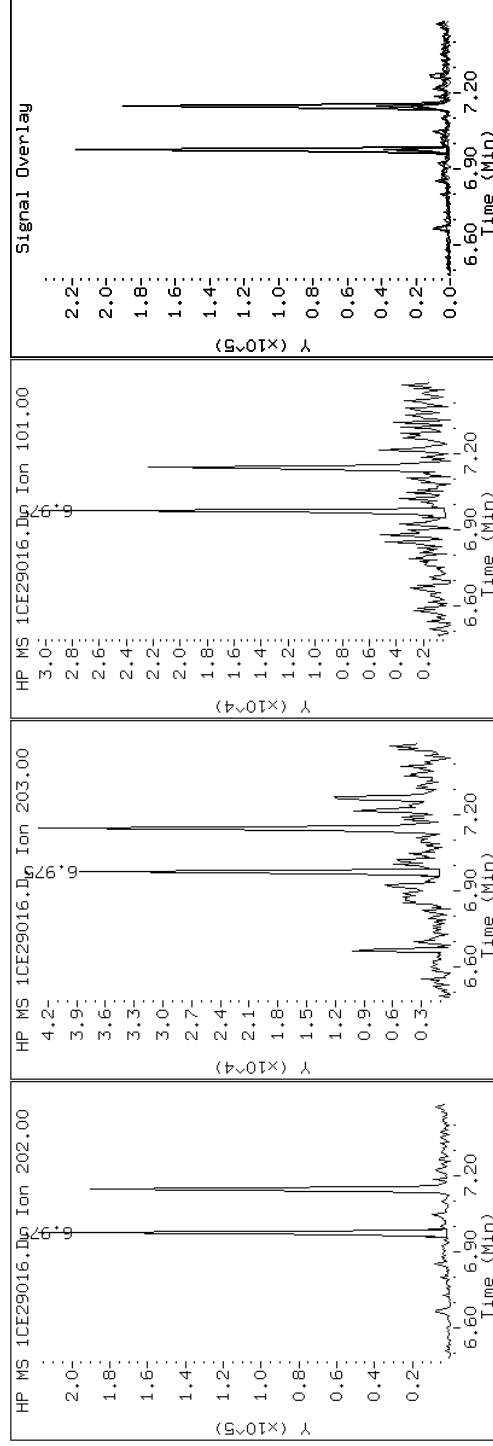
Client ID: CV0182A-CS-SP

Instrument: BSMC5973.i

Sample Info: 680-90622-a-1-a

Operator: SCC

15 Fluoranthene



Data File: 1CE29016.D

Date: 29-MAY-2013 18:07

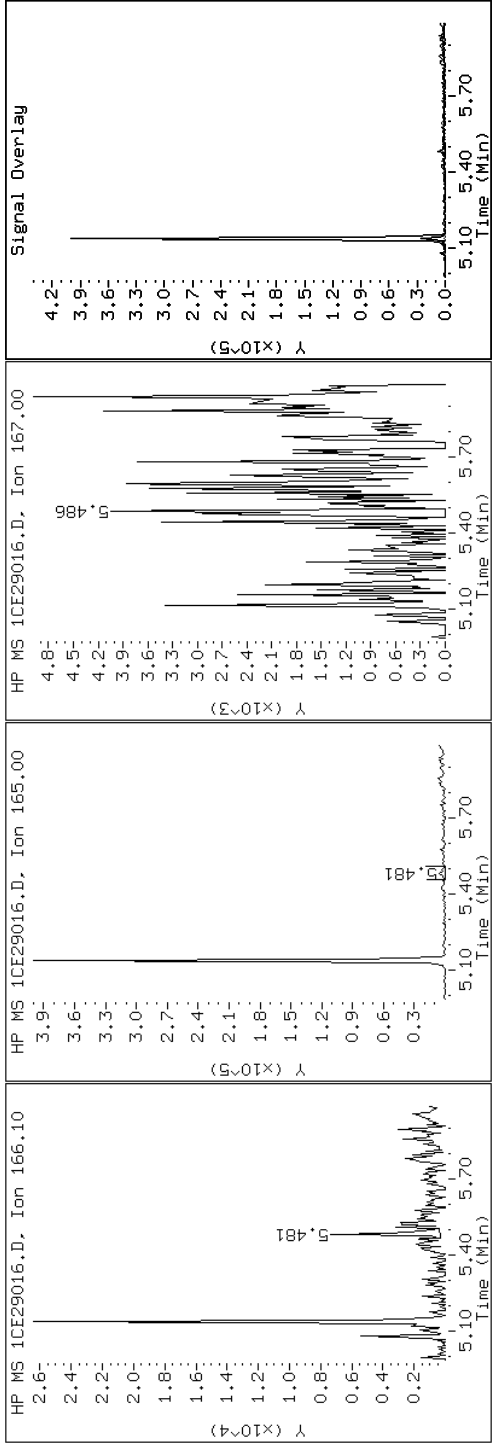
Client ID: CV0182A-CS-SP

Instrument: BSMC5973.i

Sample Info: 680-90622-a-1-a

Operator: SCC

9 Fluorene



Data File: 1CE29016.D

Date: 29-MAY-2013 18:07

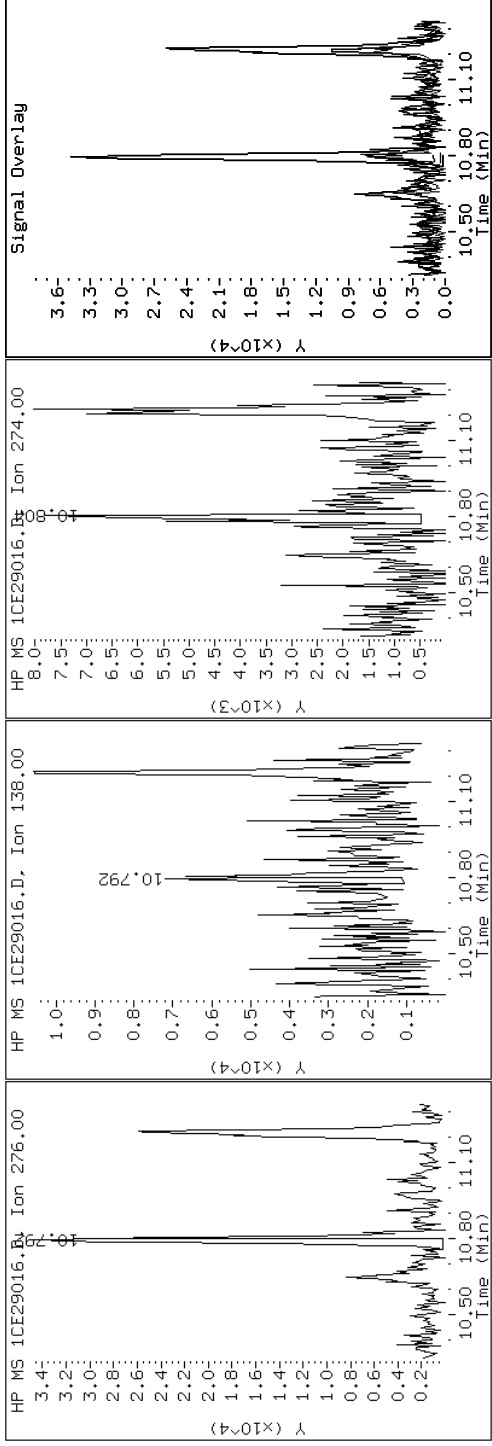
Client ID: CV0182A-CS-SP

Instrument: BSMC5973.i

Sample Info: 680-90622-a-1-a

Operator: SCC

24 Indeno(1,2,3-cd)pyrene



Data File: 1CE29016.D

Date: 29-MAY-2013 18:07

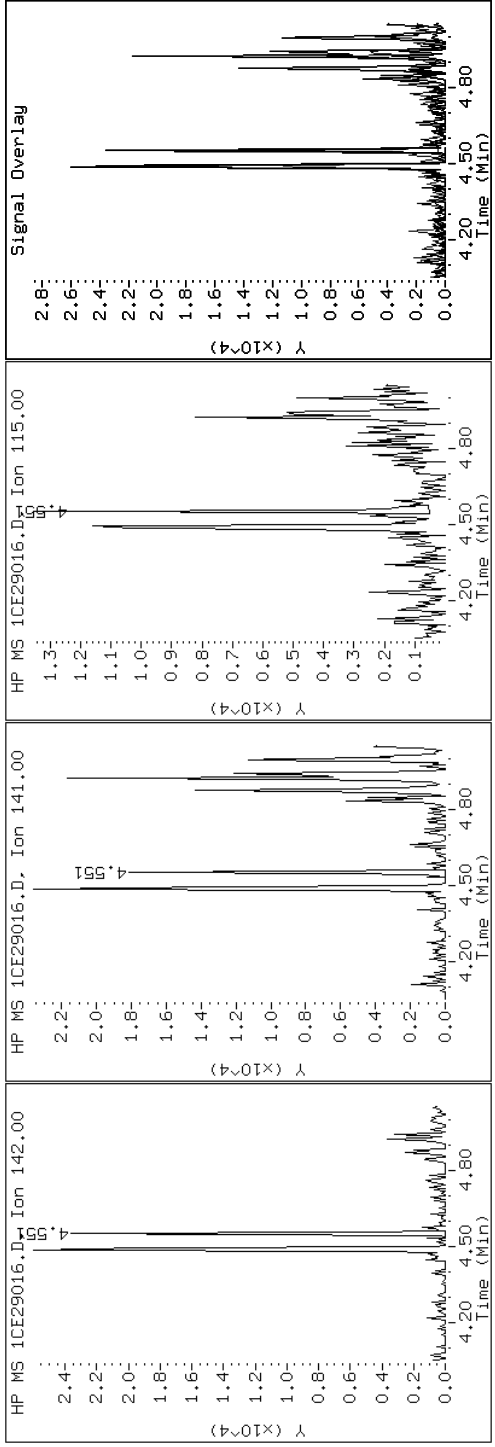
Client ID: CV0182A-CS-SP

Instrument: BSMC5973.i

Sample Info: 680-90622-a-1-a

Operator: SCC

4 1-Methylnaphthalene



Data File: 1CE29016.D

Date: 29-MAY-2013 18:07

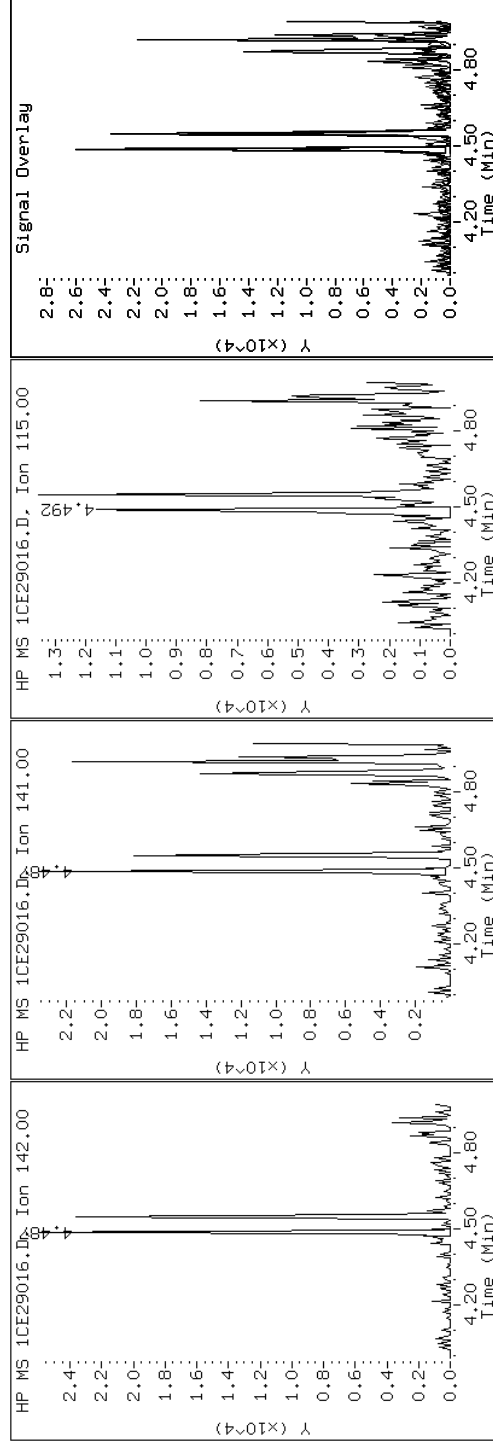
Client ID: CV0182A-CS-SP

Instrument: BSMC5973.i

Sample Info: 680-90622-a-1-a

Operator: SCC

### 3 2-Methylnaphthalene



Data File: 1CE29016.D

Date: 29-MAY-2013 18:07

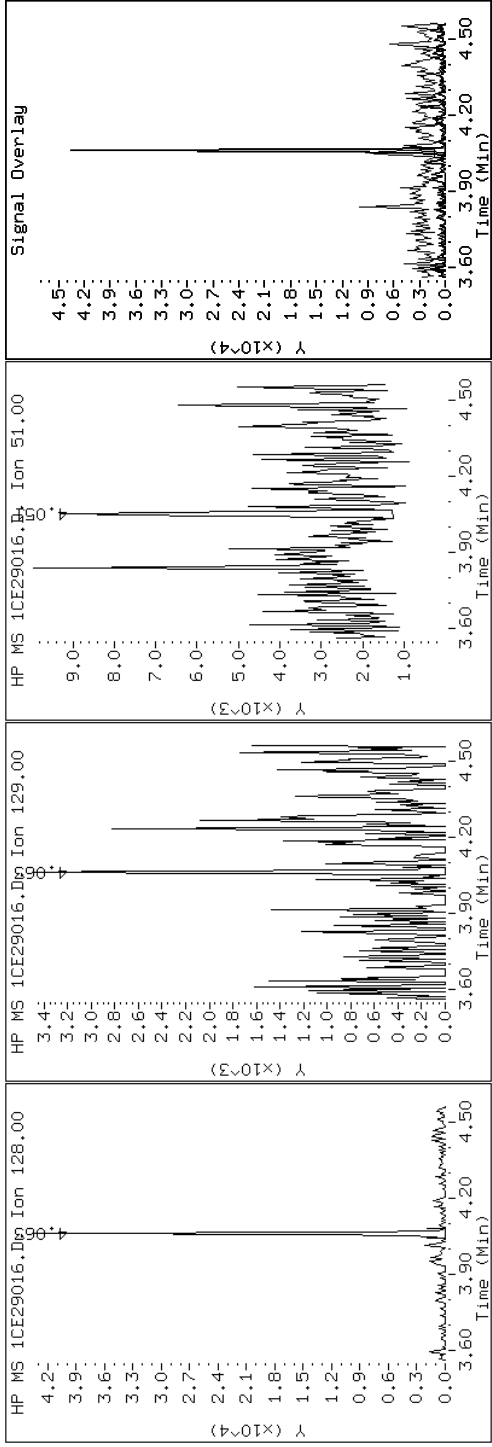
Client ID: CV0182A-CS-SP

Instrument: BSMC5973.i

Sample Info: 680-90622-a-1-a

Operator: SCC

2 Naphthalene



Data File: 1CE29016.D

Date: 29-MAY-2013 18:07

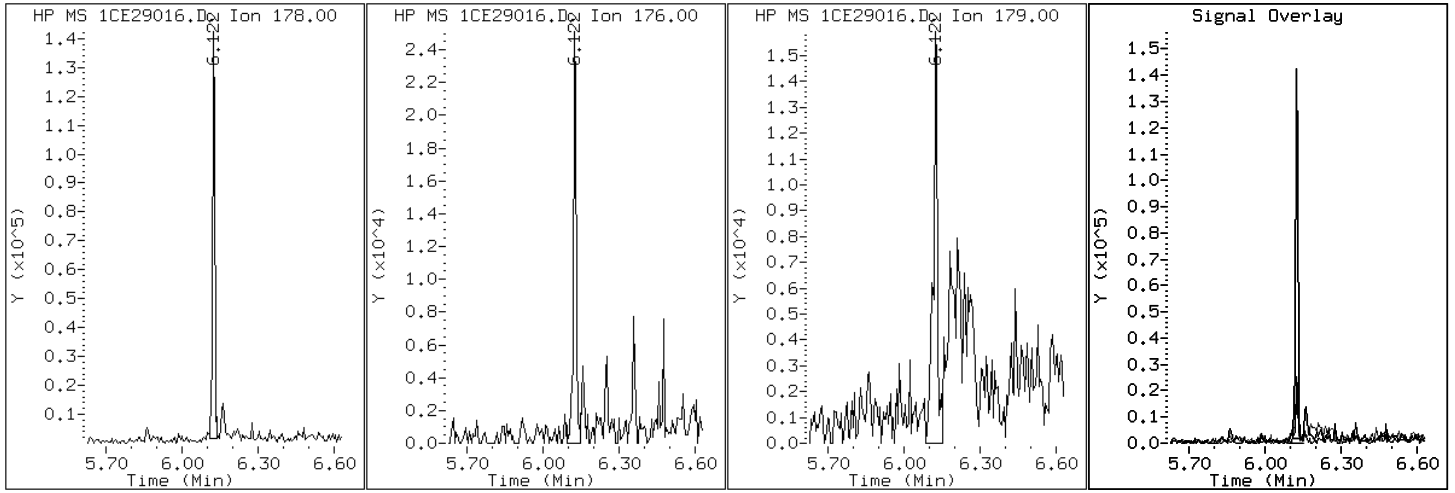
Client ID: CV0182A-CS-SP

Instrument: BSMC5973.i

Sample Info: 680-90622-a-1-a

Operator: SCC

11 Phenanthrene





Data File: 1CE29016.D

Date: 29-MAY-2013 18:07

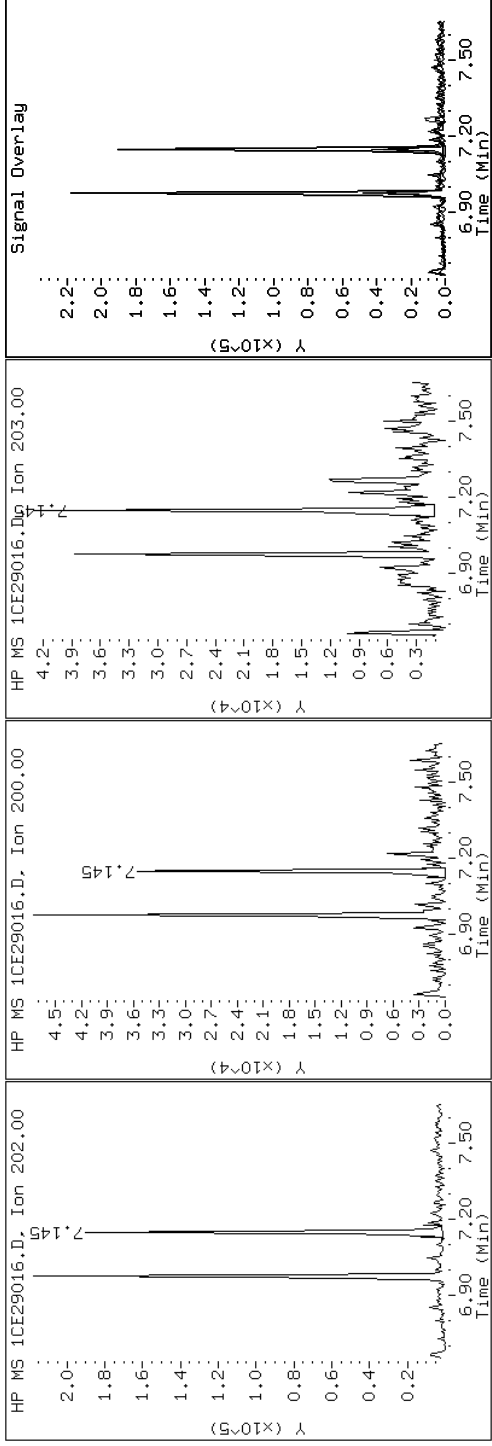
Client ID: CV0182A-CS-SP

Instrument: BSMC5973.i

Sample Info: 680-90622-a-1-a

Operator: SCC

16 Pyrene

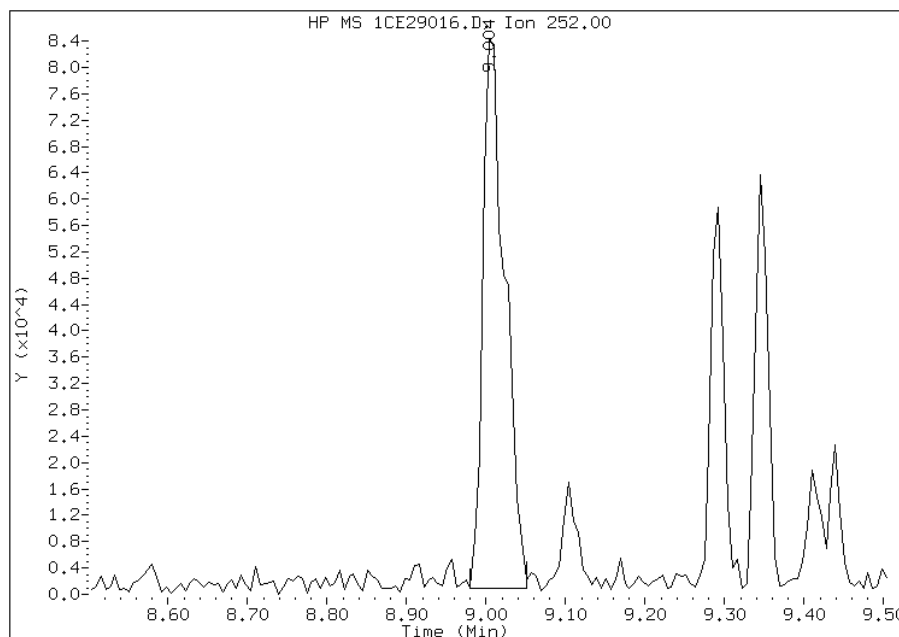


# Manual Integration Report

Data File: 1CE29016.D  
Inj. Date and Time: 29-MAY-2013 18:07  
Instrument ID: BSMC5973.i  
Client ID: CV0182A-CS-SP  
Compound: 20 Benzo(b)fluoranthene  
CAS #: 205-99-2  
Report Date: 06/03/2013

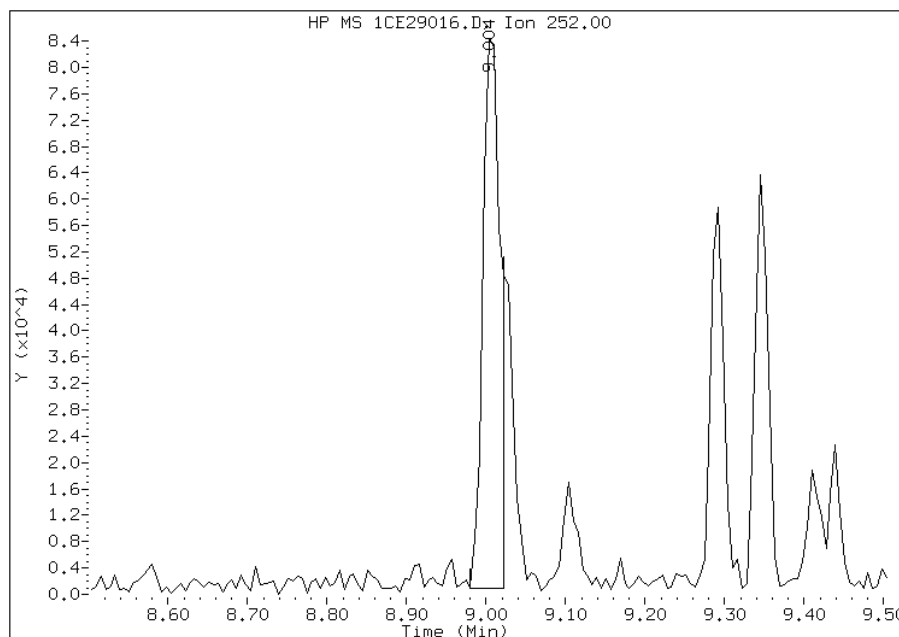
## Processing Integration Results

RT: 9.00  
Response: 161515  
Amount: 2  
Conc: 573



## Manual Integration Results

RT: 9.00  
Response: 126546  
Amount: 1  
Conc: 449



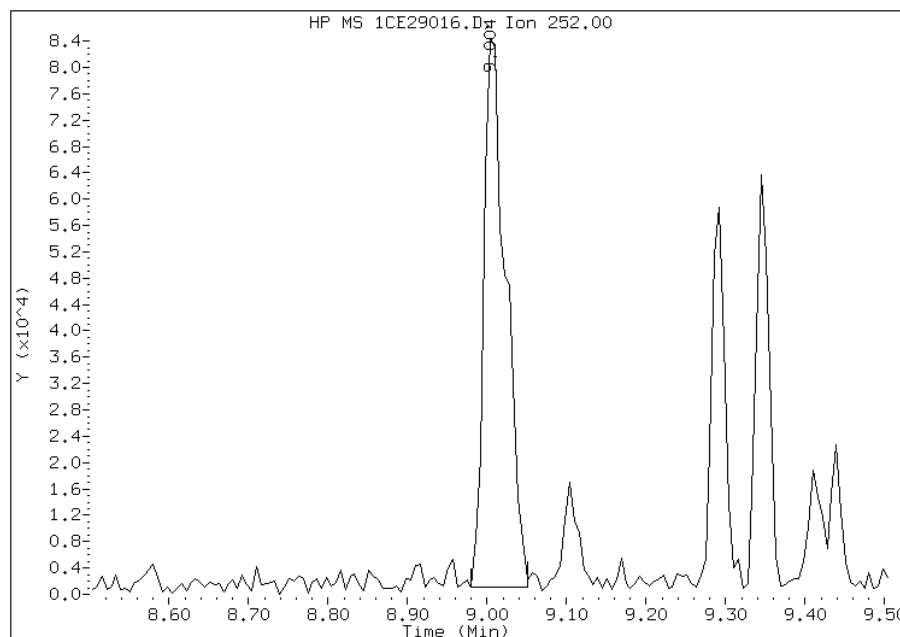
Manually Integrated By: cantins  
Modification Date: 03-Jun-2013 13:46  
Manual Integration Reason: Split Peak

# Manual Integration Report

Data File: 1CE29016.D  
Inj. Date and Time: 29-MAY-2013 18:07  
Instrument ID: BSMC5973.i  
Client ID: CV0182A-CS-SP  
Compound: 21 Benzo(k)fluoranthene  
CAS #: 207-08-9  
Report Date: 06/03/2013

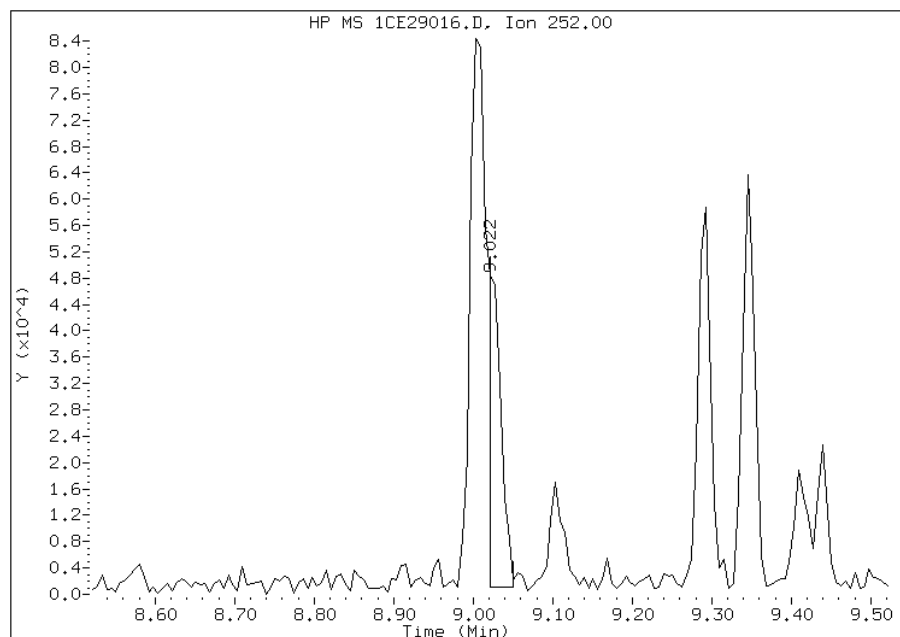
## Processing Integration Results

RT: 9.00  
Response: 161070  
Amount: 1  
Conc: 511



## Manual Integration Results

RT: 9.02  
Response: 51395  
Amount: 0  
Conc: 163



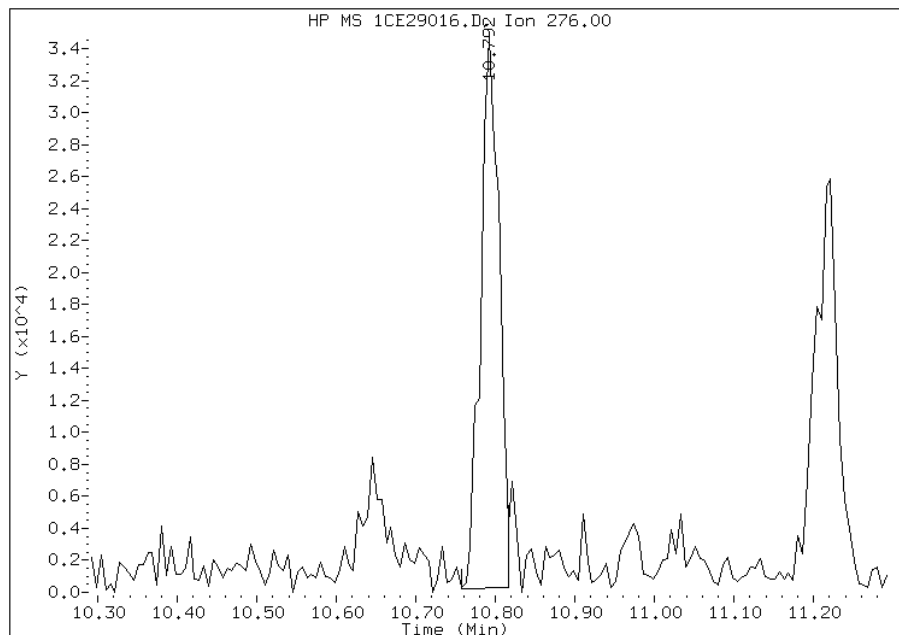
Manually Integrated By: cantins  
Modification Date: 03-Jun-2013 13:46  
Manual Integration Reason: Baseline Event

# Manual Integration Report

Data File: 1CE29016.D  
Inj. Date and Time: 29-MAY-2013 18:07  
Instrument ID: BSMC5973.i  
Client ID: CV0182A-CS-SP  
Compound: 24 Indeno(1,2,3-cd)pyrene  
CAS #: 193-39-5  
Report Date: 06/03/2013

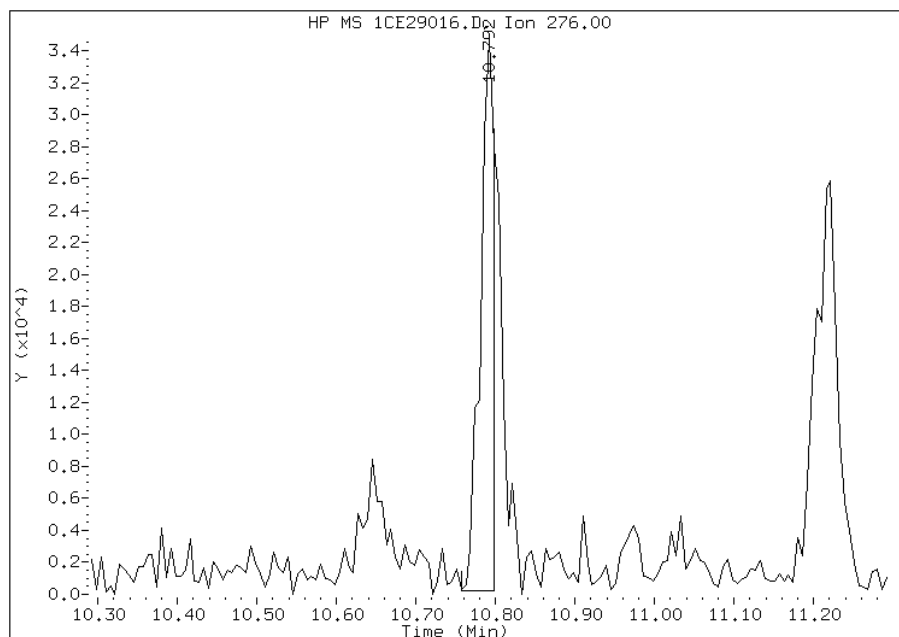
## Processing Integration Results

RT: 10.79  
Response: 55547  
Amount: 1  
Conc: 237



## Manual Integration Results

RT: 10.79  
Response: 41410  
Amount: 1  
Conc: 191



Manually Integrated By: cantins  
Modification Date: 03-Jun-2013 13:46  
Manual Integration Reason: Split Peak

FORM I  
GC/MS SEMI VOA ORGANICS ANALYSIS DATA SHEET

Lab Name: TestAmerica Tampa Job No.: 680-90622-1  
 SDG No.: 68090622-1  
 Client Sample ID: CV0182B-CS-SP Lab Sample ID: 680-90622-2  
 Matrix: Solid Lab File ID: 1CE29017.D  
 Analysis Method: 8270C LL Date Collected: 05/20/2013 15:18  
 Extract. Method: 3546 Date Extracted: 05/24/2013 06:38  
 Sample wt/vol: 15.13(g) Date Analyzed: 05/29/2013 18:25  
 Con. Extract Vol.: 1(mL) Dilution Factor: 1  
 Injection Volume: 1(uL) Level: (low/med) Low  
 % Moisture: 26.1 GPC Cleanup: (Y/N) N  
 Analysis Batch No.: 137885 Units: ug/Kg

CAS NO.	COMPOUND NAME	RESULT	Q	RL	MDL
83-32-9	Acenaphthene	130	U	130	27
208-96-8	Acenaphthylene	33	J	54	6.7
120-12-7	Anthracene	28		11	5.6
56-55-3	Benzo[a]anthracene	210		11	5.2
50-32-8	Benzo[a]pyrene	210		14	7.0
205-99-2	Benzo[b]fluoranthene	340		16	8.2
191-24-2	Benzo[g,h,i]perylene	180		27	5.9
207-08-9	Benzo[k]fluoranthene	110		11	4.8
218-01-9	Chrysene	290		12	6.0
53-70-3	Dibenz(a,h)anthracene	54		27	5.5
206-44-0	Fluoranthene	350		27	5.4
86-73-7	Fluorene	20	J	27	5.5
193-39-5	Indeno[1,2,3-cd]pyrene	130		27	9.5
90-12-0	1-Methylnaphthalene	130		54	5.9
91-57-6	2-Methylnaphthalene	160		54	9.5
91-20-3	Naphthalene	100		54	5.9
85-01-8	Phenanthrene	230	B	11	5.2
129-00-0	Pyrene	320		27	5.0

CAS NO.	SURROGATE	%REC	Q	LIMITS
84-15-1	o-Terphenyl	67		30-130

TestAmerica Laboratories

Semivolatiles 8270C low level PAH

Data file : \\tam-chemsvr\chem\SM\BSMC5973.i\1C052913.b\1CE29017.D  
 Lab Smp Id: 680-90622-A-2-A Client Smp ID: CV0182B-CS-SP  
 Inj Date : 29-MAY-2013 18:25  
 Operator : SCC Inst ID: BSMC5973.i  
 Smp Info : 680-90622-a-2-a  
 Misc Info : 680-90622-A-2-A  
 Comment :  
 Method : \\tam-chemsvr\chem\SM\BSMC5973.i\1C052913.b\a-bFASTPAHi-m.m  
 Meth Date : 30-May-2013 11:17 cantins Quant Type: ISTD  
 Cal Date : 22-MAY-2013 18:05 Cal File: 1CE22020.D  
 Als bottle: 15  
 Dil Factor: 1.00000  
 Integrator: HP RTE Compound Sublist: pah.sub  
 Target Version: 4.14  
 Processing Host: TAM1000

Concentration Formula:

$$\text{Amt} * \text{DF} * 1/\text{Vi} * \text{Vt}/\text{Ws} * 100/(100 - \text{M}) * \text{A} * \text{B} * \text{C} * \text{D} * \text{GPC} * \text{CpndVariable}$$

Name	Value	Description
DF	1.000	Dilution Factor
Vi	1.000	Injection Volume
Vt	1.000	Final Volume
Ws	15.130	Weight Extracted
M	26.071	% Moisture
A	1000.000	uL to mL conversion
B	1000.000	g to kg conversion
C	0.00100	ng to ug conversion
D	1.000	ug to mg conversion(value = 1 if no conv)
GPC	1.000	GPC FACTOR
Cpnd Variable		Local Compound Variable

Compounds	QUANT	SIG	MASS	RT	EXP RT	REL RT	RESPONSE	CONCENTRATIONS	
								ON-COLUMN	FINAL
								(ug/ml)	(ug/Kg)
* 1 Naphthalene-d8	136		4.051	4.051	(1.000)	2615905	40.0000		
* 6 Acenaphthene-d10	164		5.139	5.140	(1.000)	1918205	40.0000		
* 10 Phenanthrene-d10	188		6.109	6.110	(1.000)	3721107	40.0000		
\$ 14 o-Terphenyl	230		6.357	6.363	(1.040)	389007	6.71102	599.9777	
* 18 Chrysene-d12	240		8.074	8.086	(1.000)	4019588	40.0000		
* 23 Perylene-d12	264		9.415	9.433	(1.000)	3900957	40.0000		
2 Naphthalene	128		4.063	4.062	(1.003)	86050	1.16566	104.2125	
3 2-Methylnaphthalene	142		4.486	4.493	(1.107)	71470	1.74547	156.0481	
4 1-Methylnaphthalene	142		4.551	4.551	(1.123)	60228	1.49503	133.6582	
5 Acenaphthylene	152		5.051	5.051	(0.983)	26998	0.36714	32.8231	
9 Fluorene	166		5.480	5.487	(1.066)	13028	0.22142	19.7949	
11 Phenanthrene	178		6.127	6.128	(1.003)	283328	2.57718	230.4046	
12 Anthracene	178		6.157	6.163	(1.008)	31512	0.30940	27.6606	
13 Carbazole	167		6.262	6.263	(1.025)	33608	0.46814	41.8523(Q)	

Compounds	QUANT SIG	RT	EXP RT	REL RT	RESPONSE	CONCENTRATIONS	
						ON-COLUMN (ug/ml)	FINAL (ug/Kg)
15 Fluoranthene	202	6.974	6.981	(1.142)	435131	3.87228	346.1886
16 Pyrene	202	7.145	7.151	(0.885)	388223	3.57673	319.7659
17 Benzo(a)anthracene	228	8.062	8.081	(0.999)	261974	2.36357	211.3078
19 Chrysene	228	8.092	8.109	(1.002)	356975	3.19887	285.9851
20 Benzo(b)fluoranthene	252	9.003	9.028	(0.956)	362094	3.77793	337.7538(M)
21 Benzo(k)fluoranthene	252	9.021	9.051	(0.958)	134155	1.25322	112.0402(QMH)
22 Benzo(a)pyrene	252	9.345	9.369	(0.993)	222416	2.36988	211.8711
24 Indeno(1,2,3-cd)pyrene	276	10.797	10.827	(1.147)	133859	1.44143	128.8664(M)
25 Dibenzo(a,h)anthracene	278	10.815	10.850	(1.149)	50402	0.60534	54.1185
26 Benzo(g,h,i)perylene	276	11.221	11.256	(1.192)	179165	1.97699	176.7462

QC Flag Legend

- Q - Qualifier signal failed the ratio test.
- M - Compound response manually integrated.
- H - Operator selected an alternate compound hit.

Data File: 1CE29017.D

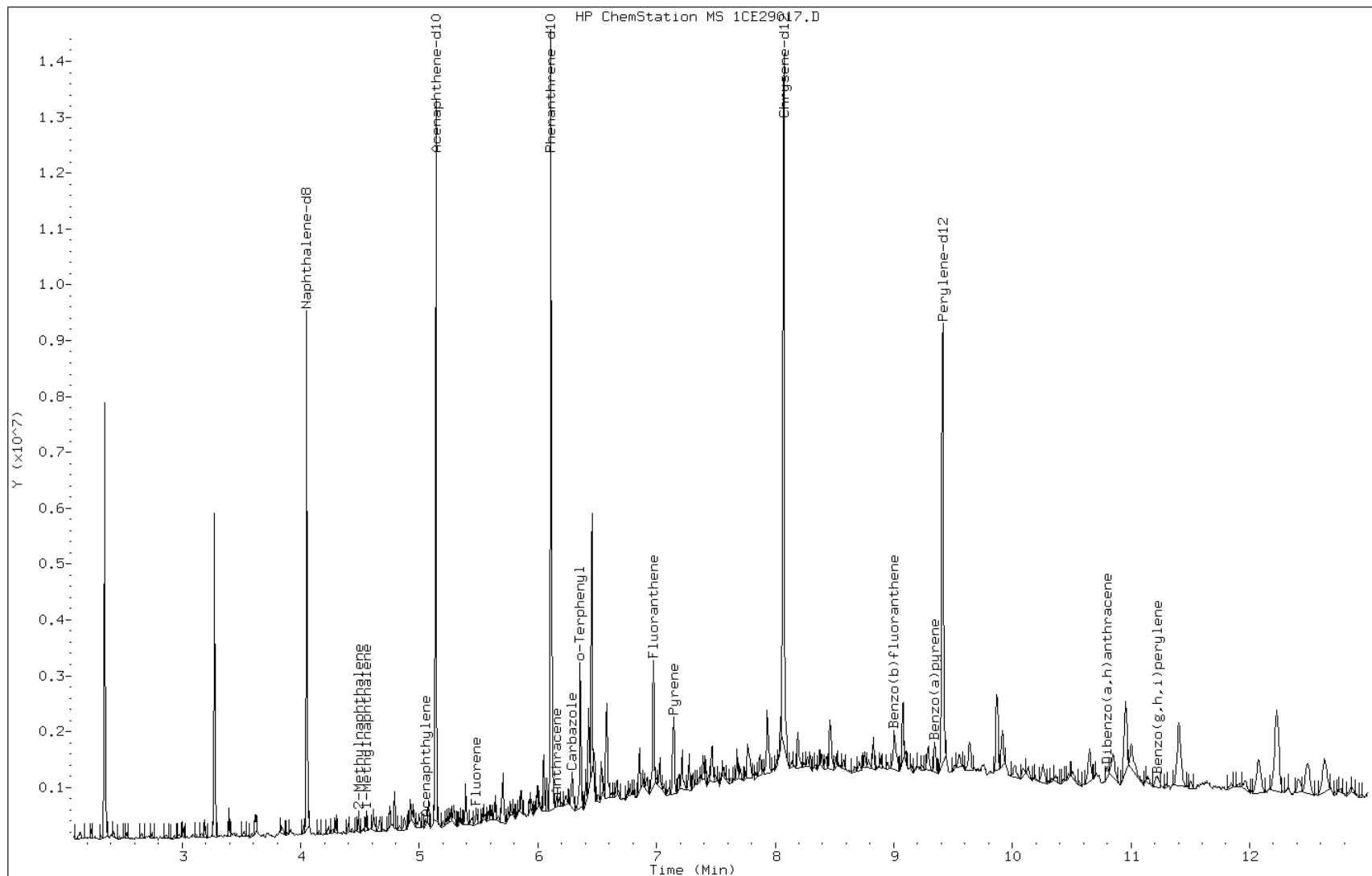
Date: 29-MAY-2013 18:25

Client ID: CV0182B-CS-SP

Instrument: BSMC5973.i

Sample Info: 680-90622-a-2-a

Operator: SCC





Data File: 1CE29017.D

Date: 29-MAY-2013 18:25

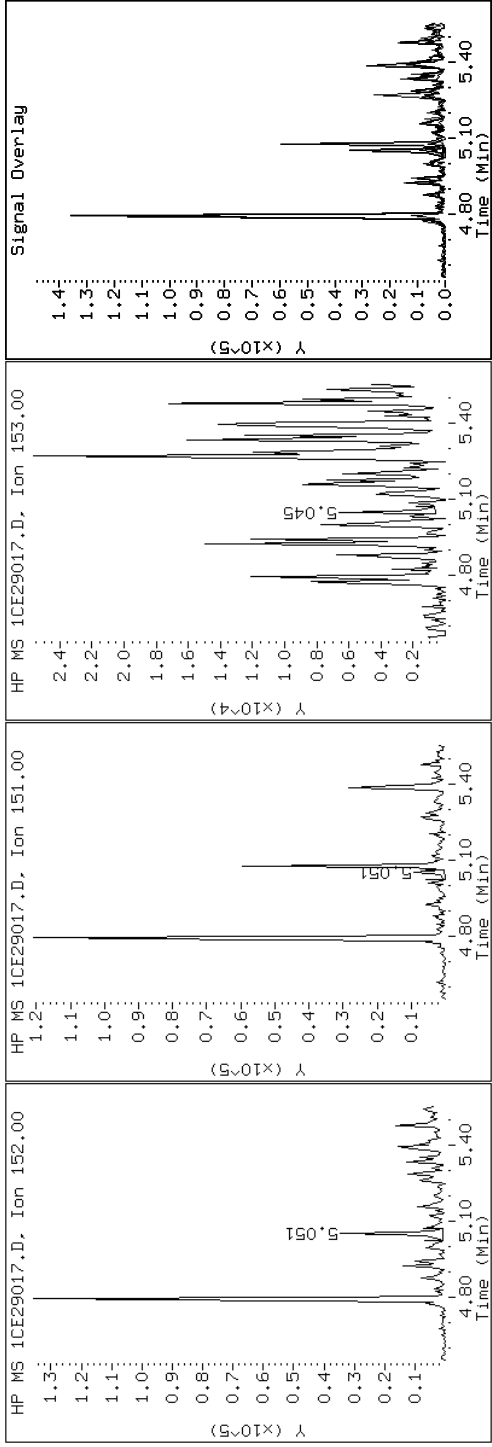
Client ID: CV0182B-CS-SP

Instrument: BSMC5973.i

Sample Info: 680-90622-a-2-a

Operator: SCC

5 Acenaphthylene



Data File: 1CE29017.D

Date: 29-MAY-2013 18:25

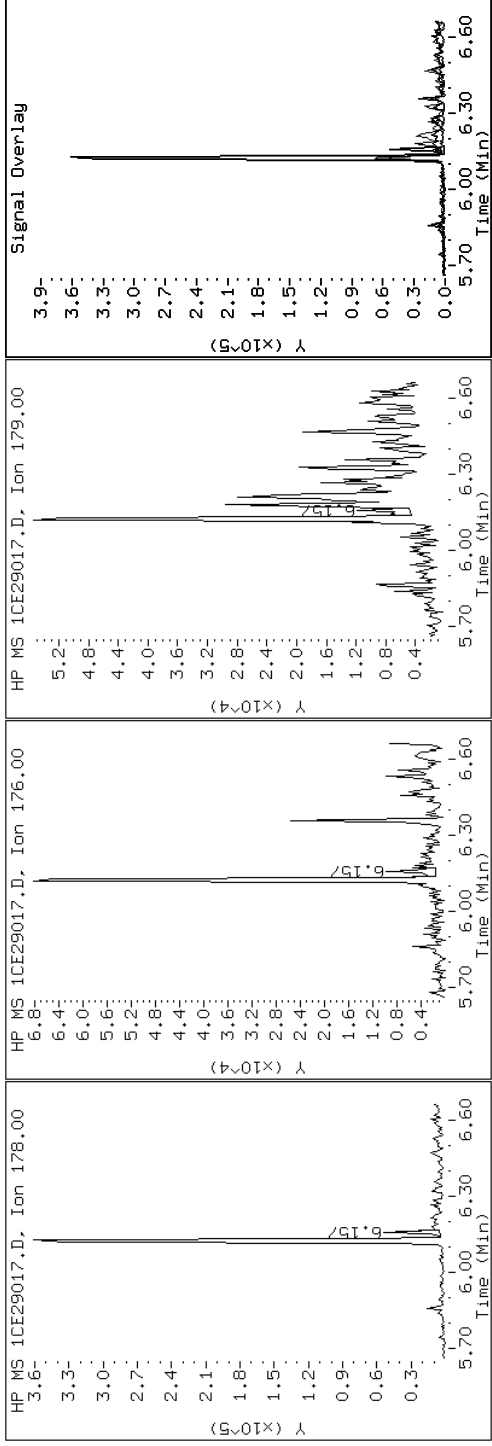
Client ID: CV0182B-CS-SP

Instrument: BSMC5973.i

Sample Info: 680-90622-a-2-a

Operator: SCC

12 Anthracene



Data File: 1CE29017.D

Date: 29-MAY-2013 18:25

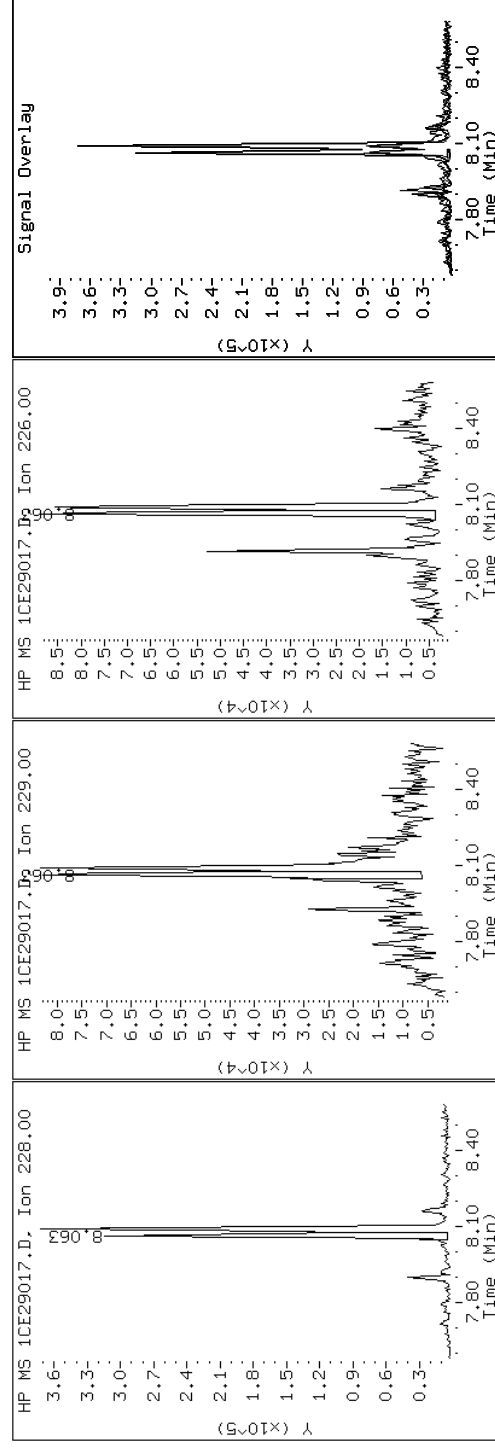
Client ID: CV0182B-CS-SP

Instrument: BSMC5973.i

Sample Info: 680-90622-a-2-a

Operator: SCC

### 17 Benzo(a)anthracene



Data File: 1CE29017.D

Date: 29-MAY-2013 18:25

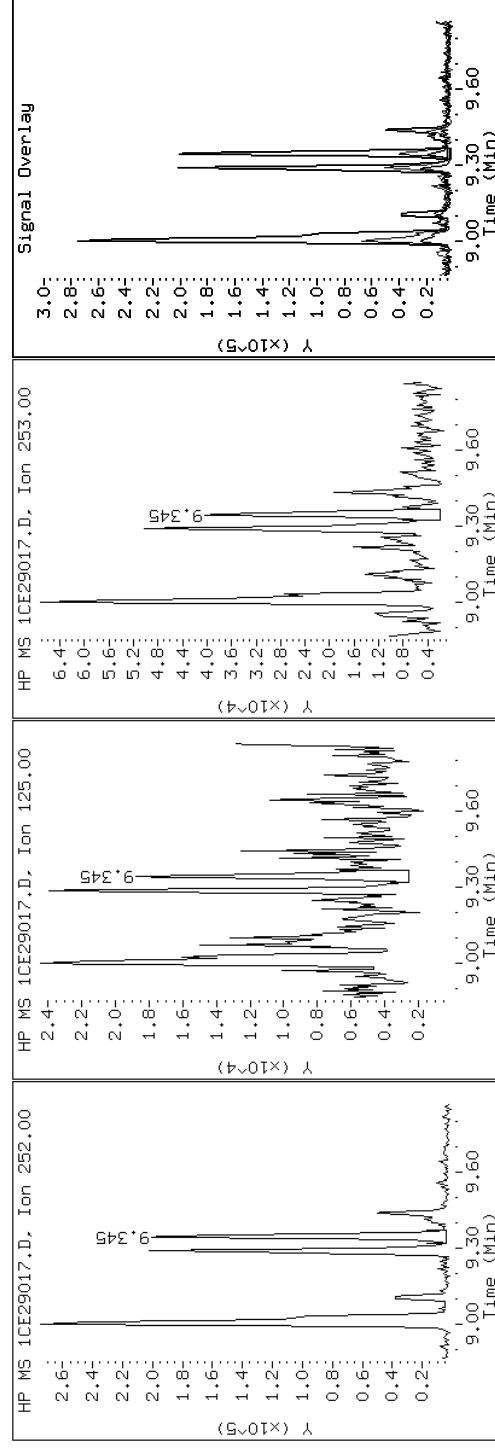
Client ID: CV0182B-CS-SP

Instrument: BSMC5973.i

Sample Info: 680-90622-a-2-a

Operator: SCC

22 Benzo(a)pyrene



Data File: 1CE29017.D

Date: 29-MAY-2013 18:25

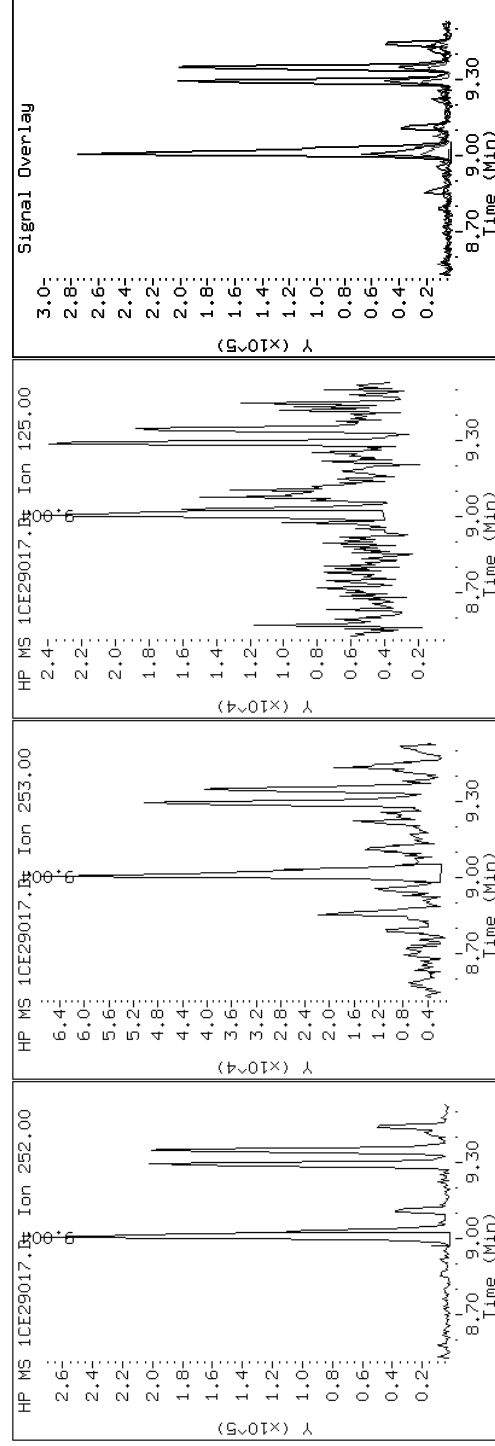
Client ID: CV0182B-CS-SP

Instrument: BSMC5973.i

Sample Info: 680-90622-a-2-a

Operator: SCC

20 Benzo(b)fluoranthene



Data File: 1CE29017.D

Date: 29-MAY-2013 18:25

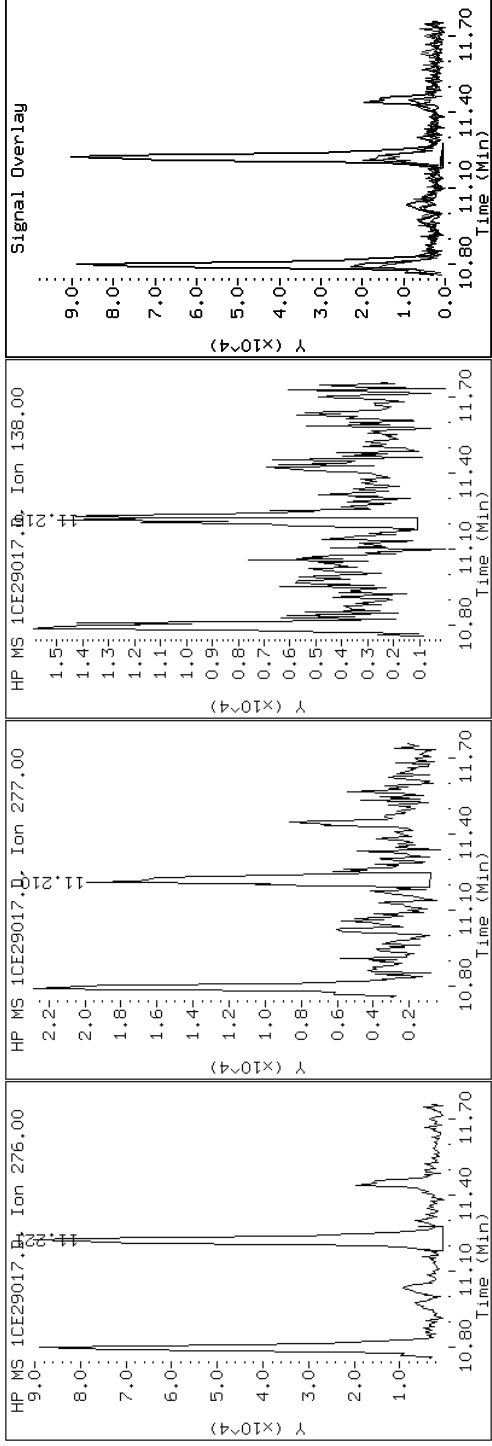
Client ID: CV0182B-CS-SP

Instrument: BSMC5973.i

Sample Info: 680-90622-a-2-a

Operator: SCC

26 Benzo(g,h,i)perylene



Data File: 1CE29017.D

Date: 29-MAY-2013 18:25

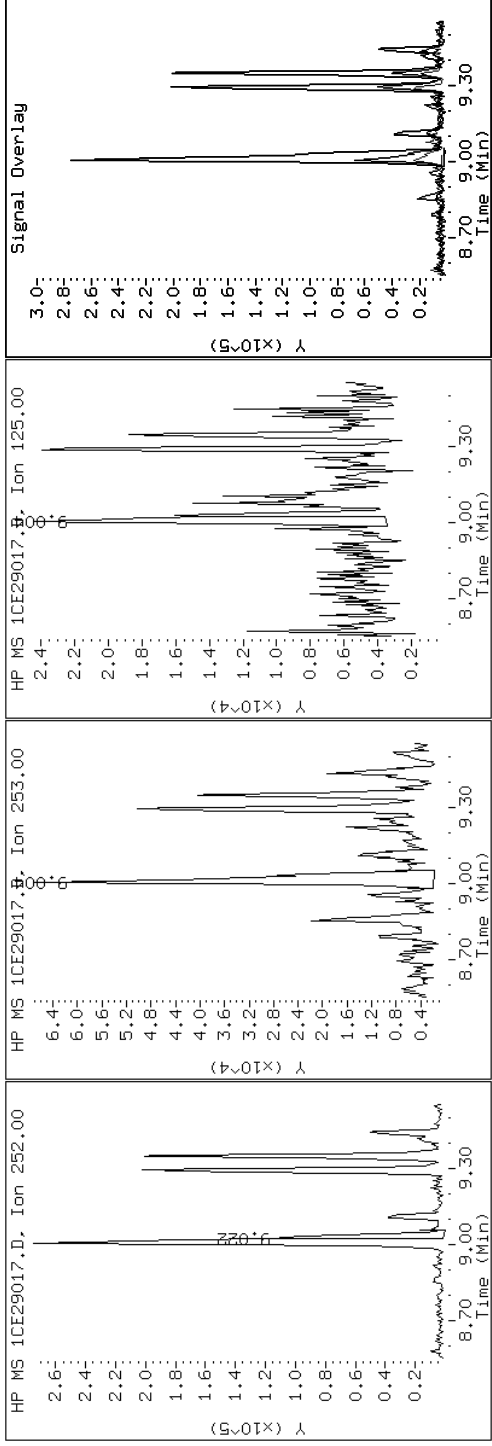
Client ID: CV0182B-CS-SP

Instrument: BSMC5973.i

Sample Info: 680-90622-a-2-a

Operator: SCC

21 Benzo(k)fluoranthene



Data File: 1CE29017.D

Date: 29-MAY-2013 18:25

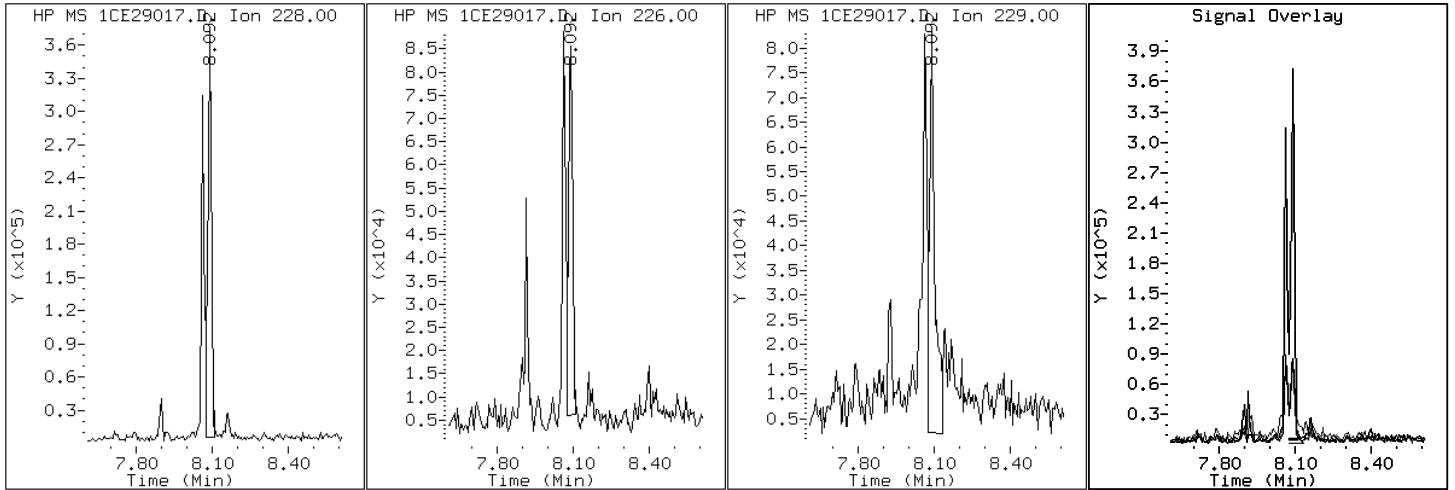
Client ID: CV0182B-CS-SP

Instrument: BSMC5973.i

Sample Info: 680-90622-a-2-a

Operator: SCC

19 Chrysene





Data File: 1CE29017.D

Date: 29-MAY-2013 18:25

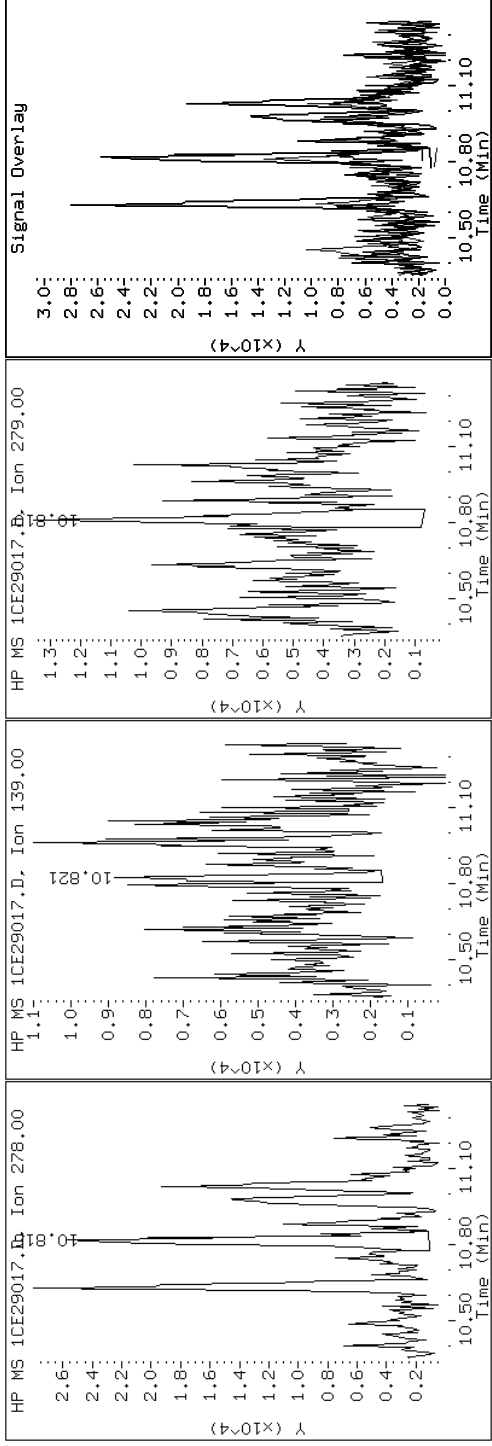
Client ID: CV0182B-CS-SP

Instrument: BSMC5973.i

Sample Info: 680-90622-a-2-a

Operator: SCC

25 Dibenzo(a,h)anthracene



Data File: 1CE29017.D

Date: 29-MAY-2013 18:25

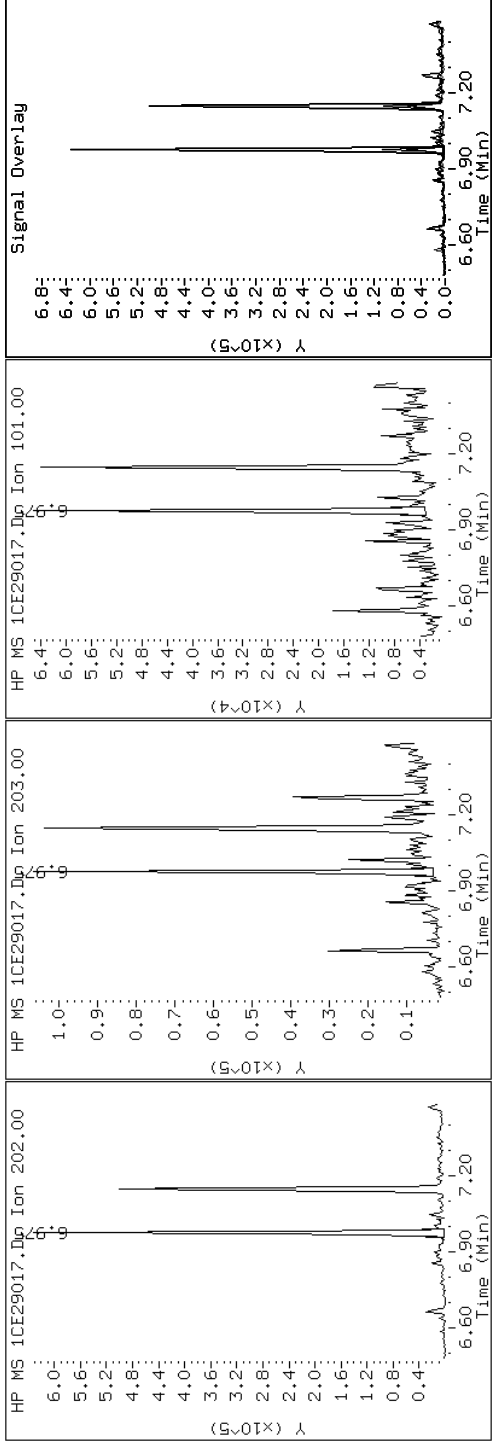
Client ID: CV0182B-CS-SP

Instrument: BSMC5973.i

Sample Info: 680-90622-a-2-a

Operator: SCC

15 Fluoranthene



Data File: 1CE29017.D

Date: 29-MAY-2013 18:25

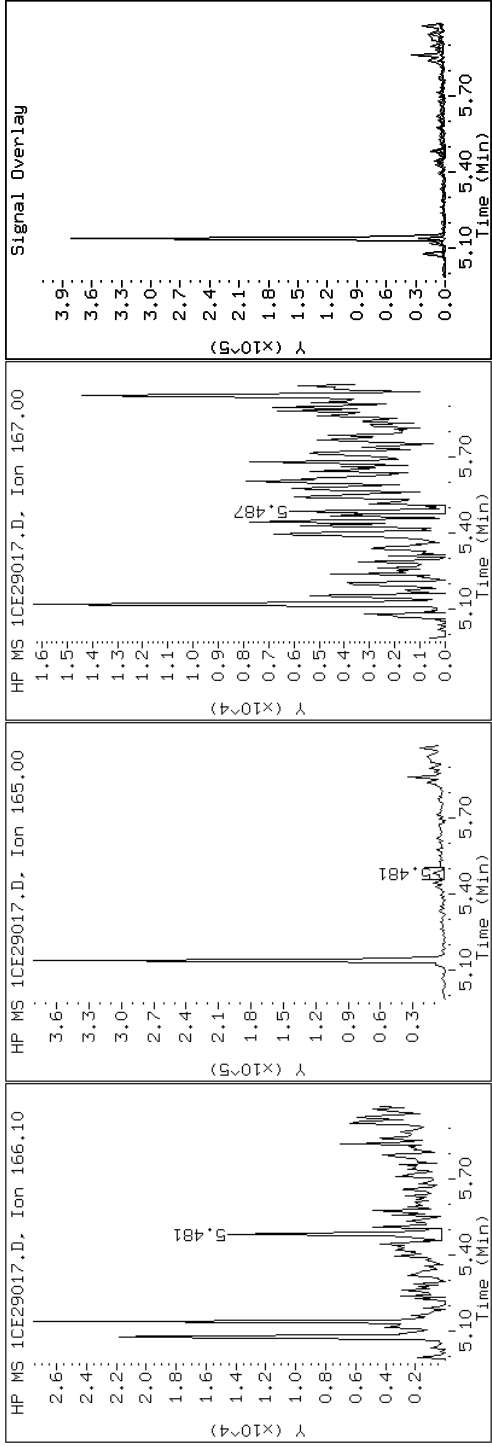
Client ID: CV0182B-CS-SP

Instrument: BSMC5973.i

Sample Info: 680-90622-a-2-a

Operator: SCC

9 Fluorene



Data File: 1CE29017.D

Date: 29-MAY-2013 18:25

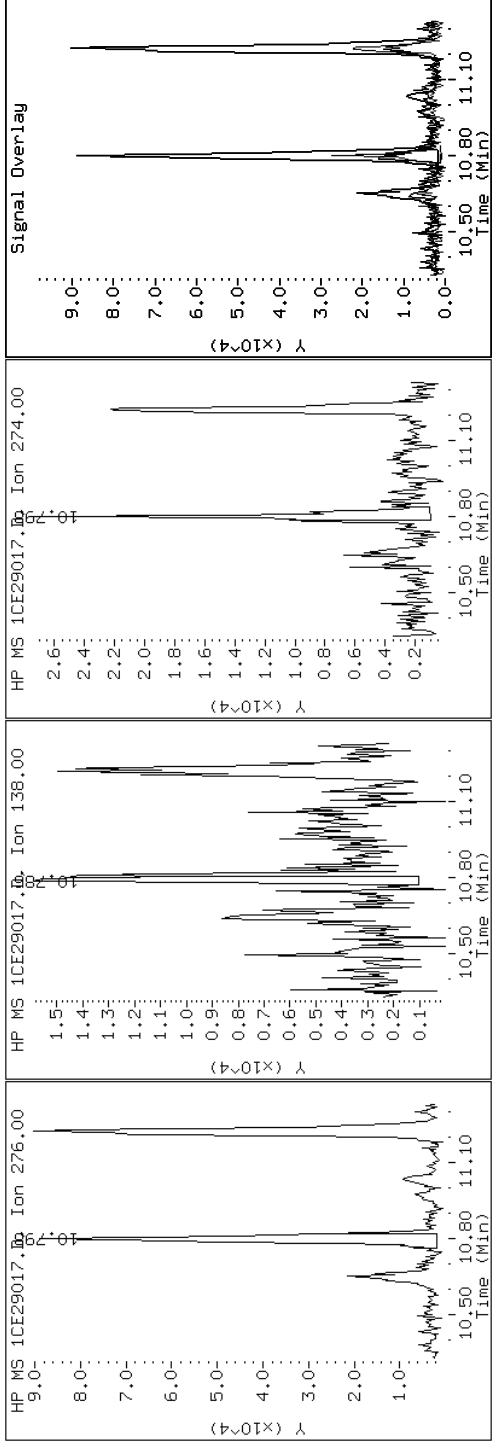
Client ID: CV0182B-CS-SP

Instrument: BSMC5973.i

Sample Info: 680-90622-a-2-a

Operator: SCC

24 Indeno(1,2,3-cd)pyrene



Data File: 1CE29017.D

Date: 29-MAY-2013 18:25

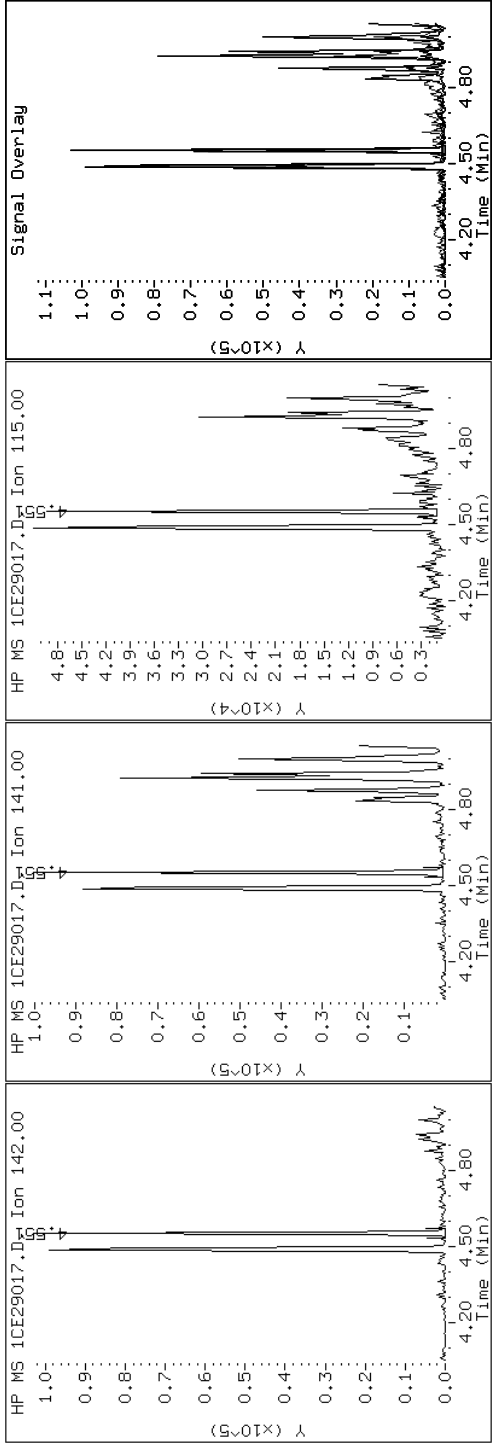
Client ID: CV0182B-CS-SP

Instrument: BSMC5973.i

Sample Info: 680-90622-a-2-a

Operator: SCC

### 4 1-Methylnaphthalene



Data File: 1CE29017.D

Date: 29-MAY-2013 18:25

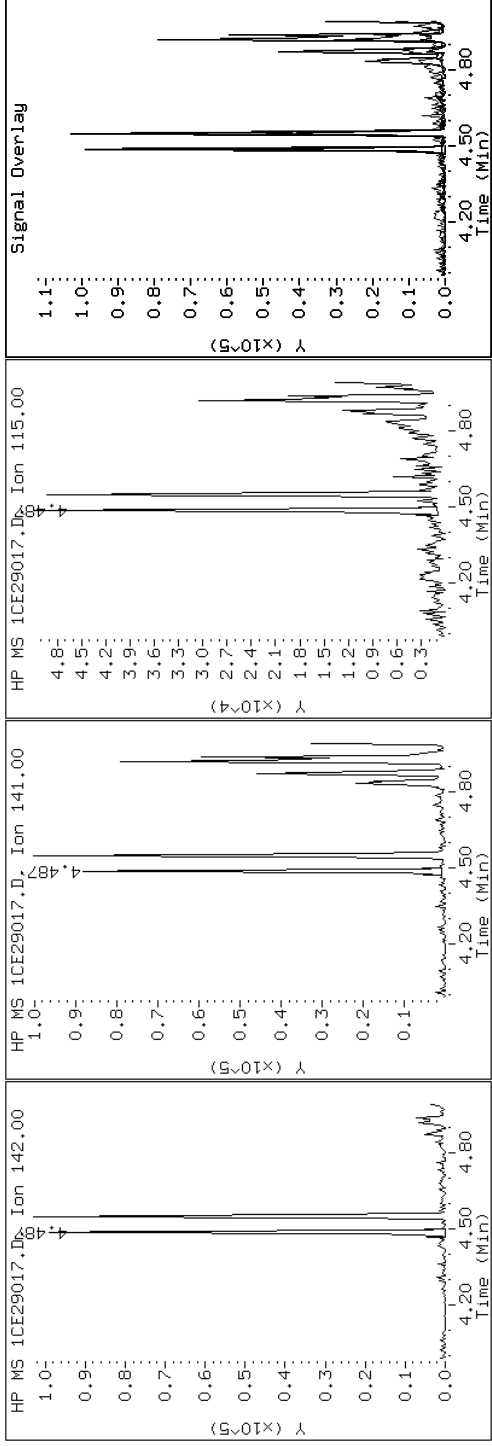
Client ID: CV0182B-CS-SP

Instrument: BSMC5973.i

Sample Info: 680-90622-a-2-a

Operator: SCC

3 2-Methylnaphthalene



Data File: 1CE29017.D

Date: 29-MAY-2013 18:25

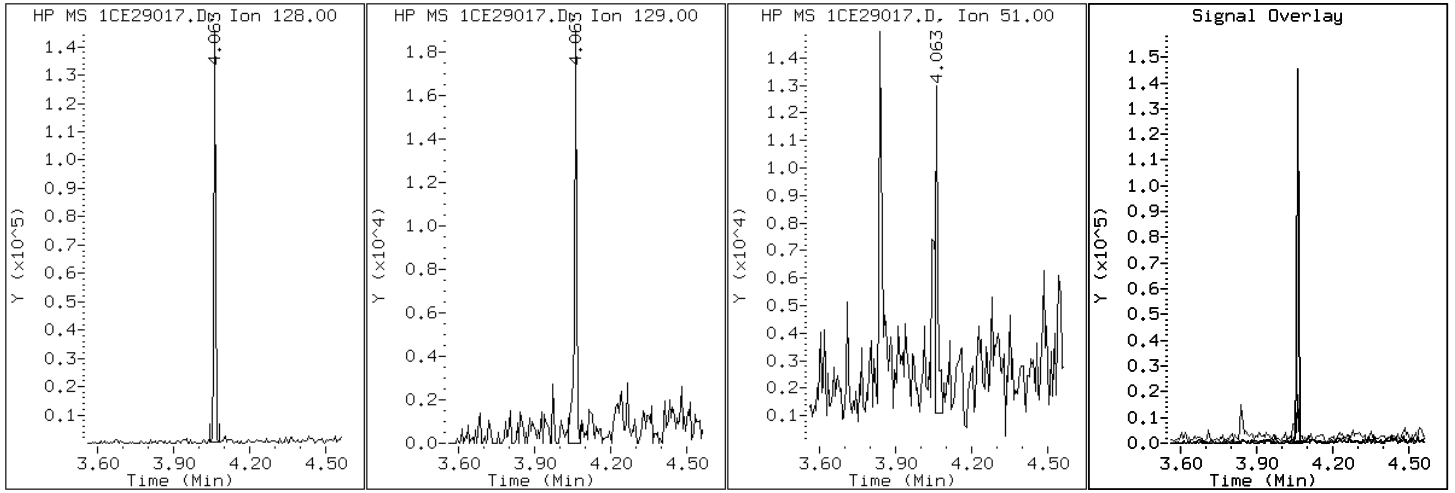
Client ID: CV0182B-CS-SP

Instrument: BSMC5973.i

Sample Info: 680-90622-a-2-a

Operator: SCC

2 Naphthalene



Data File: 1CE29017.D

Date: 29-MAY-2013 18:25

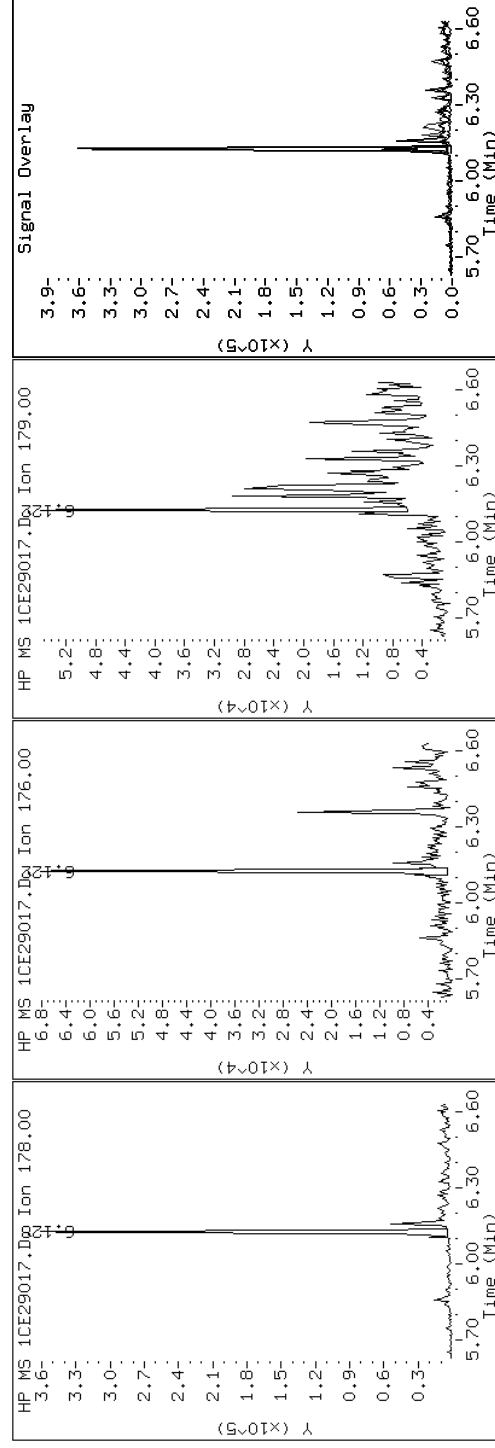
Client ID: CV0182B-CS-SP

Instrument: BSMC5973.i

Sample Info: 680-90622-a-2-a

Operator: SCC

### 11 Phenanthrene





Data File: 1CE29017.D

Date: 29-MAY-2013 18:25

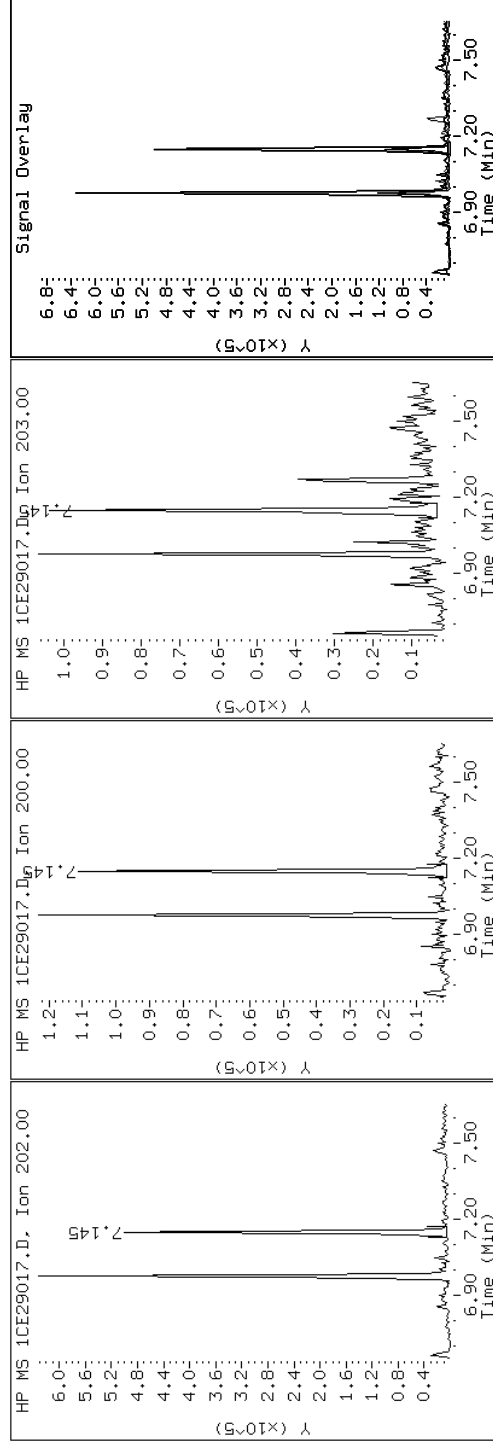
Client ID: CV0182B-CS-SP

Instrument: BSMC5973.i

Sample Info: 680-90622-a-2-a

Operator: SCC

16 Pyrene

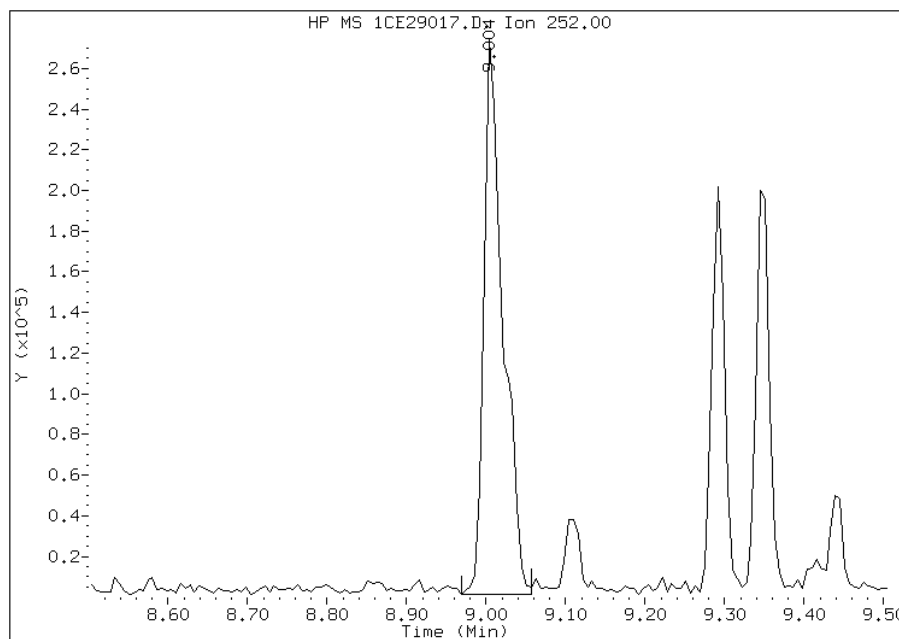


# Manual Integration Report

Data File: 1CE29017.D  
Inj. Date and Time: 29-MAY-2013 18:25  
Instrument ID: BSMC5973.i  
Client ID: CV0182B-CS-SP  
Compound: 20 Benzo(b)fluoranthene  
CAS #: 205-99-2  
Report Date: 06/03/2013

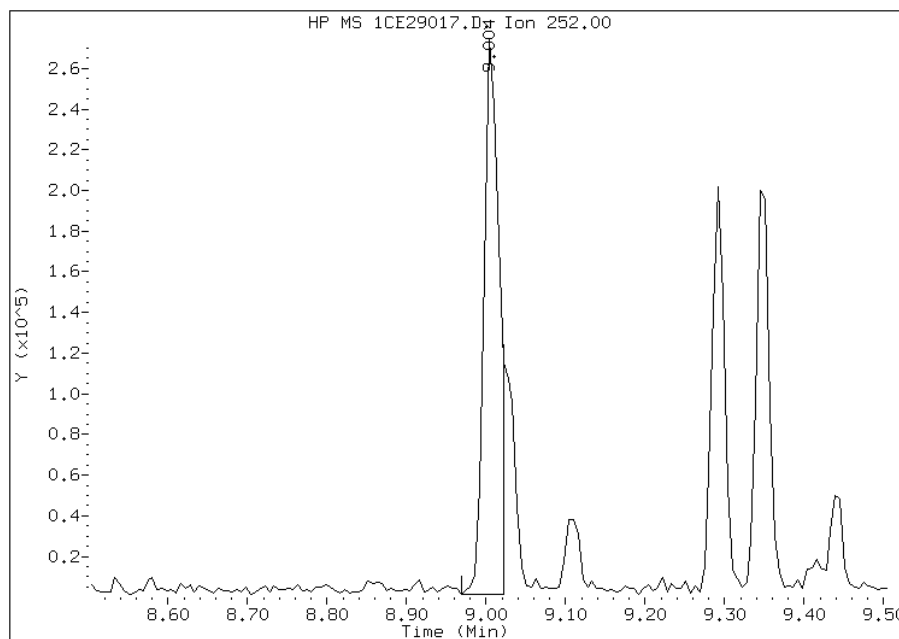
## Processing Integration Results

RT: 9.00  
Response: 454898  
Amount: 5  
Conc: 424



## Manual Integration Results

RT: 9.00  
Response: 362094  
Amount: 4  
Conc: 338



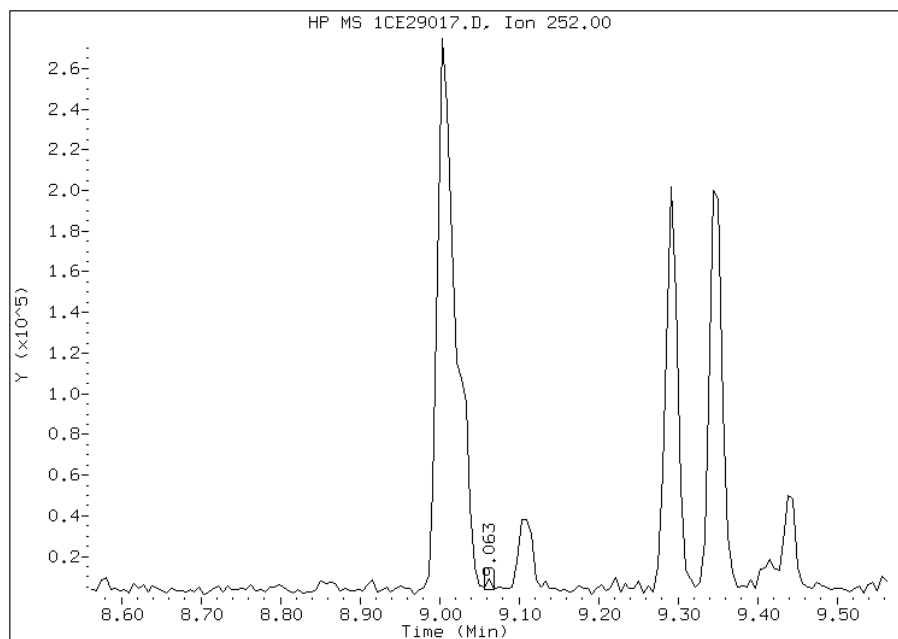
Manually Integrated By: cantins  
Modification Date: 03-Jun-2013 13:47  
Manual Integration Reason: Split Peak

# Manual Integration Report

Data File: 1CE29017.D  
Inj. Date and Time: 29-MAY-2013 18:25  
Instrument ID: BSMC5973.i  
Client ID: CV0182B-CS-SP  
Compound: 21 Benzo(k)fluoranthene  
CAS #: 207-08-9  
Report Date: 06/03/2013

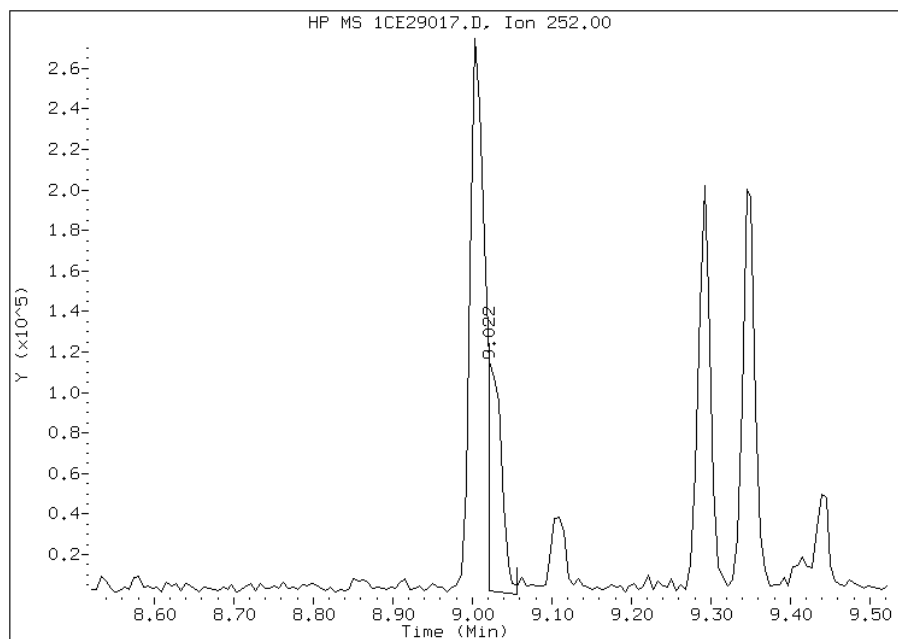
## Processing Integration Results

RT: 9.06  
Response: 2705  
Amount: 0  
Conc: 2



## Manual Integration Results

RT: 9.02  
Response: 134155  
Amount: 1  
Conc: 112



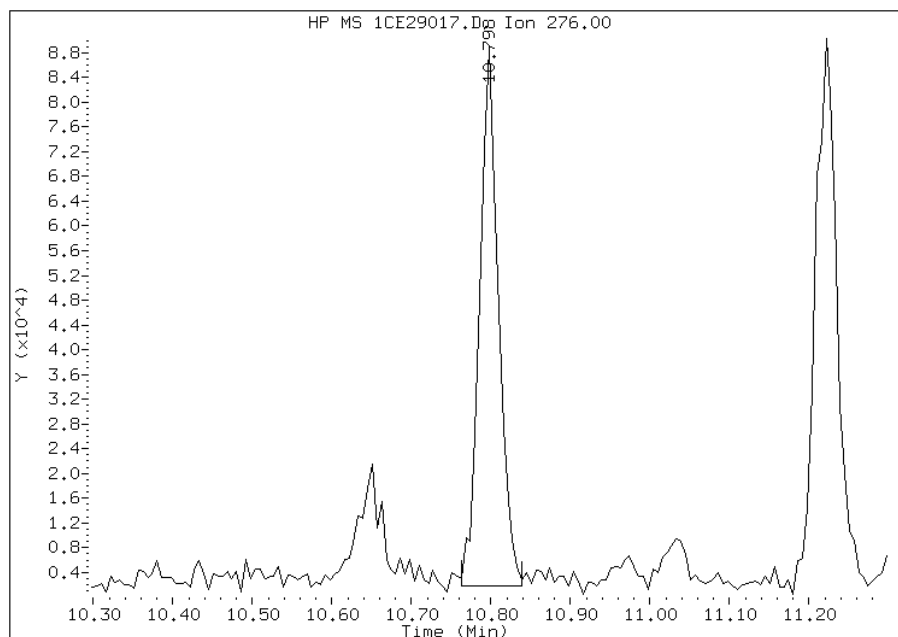
Manually Integrated By: cantins  
Modification Date: 03-Jun-2013 13:47  
Manual Integration Reason: Baseline Event

# Manual Integration Report

Data File: 1CE29017.D  
Inj. Date and Time: 29-MAY-2013 18:25  
Instrument ID: BSMC5973.i  
Client ID: CV0182B-CS-SP  
Compound: 24 Indeno(1,2,3-cd)pyrene  
CAS #: 193-39-5  
Report Date: 06/03/2013

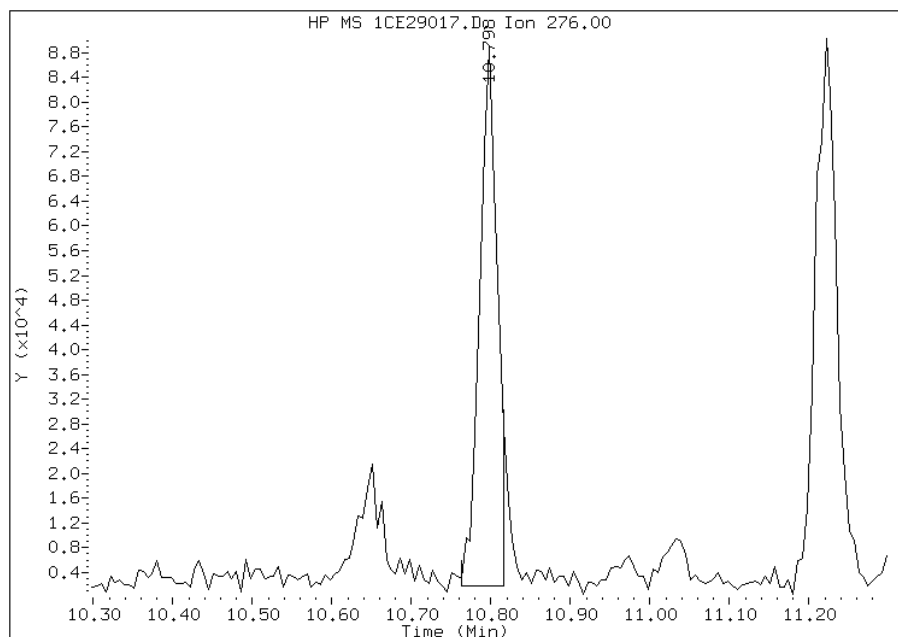
## Processing Integration Results

RT: 10.80  
Response: 142654  
Amount: 2  
Conc: 136



## Manual Integration Results

RT: 10.80  
Response: 133859  
Amount: 1  
Conc: 129



Manually Integrated By: cantins  
Modification Date: 03-Jun-2013 13:47  
Manual Integration Reason: Split Peak

FORM I  
GC/MS SEMI VOA ORGANICS ANALYSIS DATA SHEET

Lab Name: TestAmerica Tampa Job No.: 680-90622-1  
 SDG No.: 68090622-1  
 Client Sample ID: CV0287A-CS-SP Lab Sample ID: 680-90622-3  
 Matrix: Solid Lab File ID: 1CE29018.D  
 Analysis Method: 8270C LL Date Collected: 05/20/2013 14:14  
 Extract. Method: 3546 Date Extracted: 05/24/2013 06:38  
 Sample wt/vol: 15.06(g) Date Analyzed: 05/29/2013 18:43  
 Con. Extract Vol.: 1(mL) Dilution Factor: 4  
 Injection Volume: 1(uL) Level: (low/med) Low  
 % Moisture: 24.4 GPC Cleanup: (Y/N) N  
 Analysis Batch No.: 137885 Units: ug/Kg

CAS NO.	COMPOUND NAME	RESULT	Q	RL	MDL
83-32-9	Acenaphthene	530	U	530	110
208-96-8	Acenaphthylene	96	J	210	26
120-12-7	Anthracene	90		44	22
56-55-3	Benzo[a]anthracene	480		42	21
50-32-8	Benzo[a]pyrene	490		55	27
205-99-2	Benzo[b]fluoranthene	750		64	32
191-24-2	Benzo[g,h,i]perylene	330		110	23
207-08-9	Benzo[k]fluoranthene	280		42	19
218-01-9	Chrysene	540		47	24
53-70-3	Dibenz(a,h)anthracene	92	J	110	22
206-44-0	Fluoranthene	900		110	21
86-73-7	Fluorene	57	J	110	22
193-39-5	Indeno[1,2,3-cd]pyrene	290		110	37
90-12-0	1-Methylnaphthalene	140	J	210	23
91-57-6	2-Methylnaphthalene	180	J	210	37
91-20-3	Naphthalene	110	J	210	23
85-01-8	Phenanthrene	600	B	42	21
129-00-0	Pyrene	750		110	19

CAS NO.	SURROGATE	%REC	Q	LIMITS
84-15-1	o-Terphenyl	62		30-130

TestAmerica Laboratories

Semivolatiles 8270C low level PAH

Data file : \\tam-chemsvr\chem\SM\BSMC5973.i\1C052913.b\1CE29018.D  
 Lab Smp Id: 680-90622-A-3-A Client Smp ID: CV0287A-CS-SP  
 Inj Date : 29-MAY-2013 18:43  
 Operator : SCC Inst ID: BSMC5973.i  
 Smp Info : 680-90622-a-3-a  
 Misc Info : 680-90622-A-3-A  
 Comment :  
 Method : \\tam-chemsvr\chem\SM\BSMC5973.i\1C052913.b\a-bFASTPAHi-m.m  
 Meth Date : 30-May-2013 11:17 cantins Quant Type: ISTD  
 Cal Date : 22-MAY-2013 18:05 Cal File: 1CE22020.D  
 Als bottle: 16  
 Dil Factor: 4.00000  
 Integrator: HP RTE Compound Sublist: pah.sub  
 Target Version: 4.14  
 Processing Host: TAM1000

Concentration Formula:

$$\text{Amt} * \text{DF} * 1/\text{Vi} * \text{Vt}/\text{Ws} * 100/(100 - \text{M}) * \text{A} * \text{B} * \text{C} * \text{D} * \text{GPC} * \text{CpndVariable}$$

Name	Value	Description
DF	4.000	Dilution Factor
Vi	1.000	Injection Volume
Vt	1.000	Final Volume
Ws	15.060	Weight Extracted
M	24.385	% Moisture
A	1000.000	uL to mL conversion
B	1000.000	g to kg conversion
C	0.00100	ng to ug conversion
D	1.000	ug to mg conversion(value = 1 if no conv)
GPC	1.000	GPC FACTOR
Cpnd Variable		Local Compound Variable

Compounds	QUANT	SIG	MASS	RT	EXP RT	REL RT	RESPONSE	CONCENTRATIONS	
								ON-COLUMN (ug/ml)	FINAL (ug/Kg)
* 1 Naphthalene-d8	136	4.051	4.051 (1.000)	2834141	40.0000				
* 6 Acenaphthene-d10	164	5.139	5.140 (1.000)	2003070	40.0000				
* 10 Phenanthrene-d10	188	6.110	6.110 (1.000)	3763187	40.0000				
\$ 14 o-Terphenyl	230	6.357	6.363 (1.040)	91564	1.56197	548.6537			
* 18 Chrysene-d12	240	8.074	8.086 (1.000)	4211396	40.0000				
* 23 Perylene-d12	264	9.415	9.433 (1.000)	4008065	40.0000				
2 Naphthalene	128	4.063	4.062 (1.003)	25308	0.31643	111.1493			
3 2-Methylnaphthalene	142	4.486	4.493 (1.107)	23059	0.51979	182.5808			
4 1-Methylnaphthalene	142	4.551	4.551 (1.123)	17479	0.40047	140.6675			
5 Acenaphthylene	152	5.051	5.051 (0.983)	21017	0.27370	96.1385			
9 Fluorene	166	5.480	5.487 (1.066)	9993	0.16264	57.1282			
11 Phenanthrene	178	6.127	6.128 (1.003)	190878	1.71683	603.0501			
12 Anthracene	178	6.157	6.163 (1.008)	26265	0.25500	89.5692			
13 Carbazole	167	6.263	6.263 (1.025)	23931	0.36360	127.7158			

Compounds	QUANT SIG	RT	EXP RT	REL RT	RESPONSE	CONCENTRATIONS	
						ON-COLUMN (ug/ml)	FINAL (ug/Kg)
15 Fluoranthene	202	6.974	6.981	(1.142)	292641	2.57512	904.5316
16 Pyrene	202	7.145	7.151	(0.885)	242877	2.13573	750.1917
17 Benzo(a)anthracene	228	8.062	8.081	(0.999)	157994	1.36053	477.8954
19 Chrysene	228	8.092	8.109	(1.002)	178689	1.52831	536.8321
20 Benzo(b)fluoranthene	252	9.004	9.028	(0.956)	209464	2.12705	747.1439(M)
21 Benzo(k)fluoranthene	252	9.027	9.051	(0.959)	86226	0.78396	275.3730(QM)
22 Benzo(a)pyrene	252	9.345	9.369	(0.993)	130162	1.39321	489.3742
24 Indeno(1,2,3-cd)pyrene	276	10.798	10.827	(1.147)	70630	0.81731	287.0866(M)
25 Dibenzo(a,h)anthracene	278	10.803	10.850	(1.147)	22358	0.26135	91.8010(M)
26 Benzo(g,h,i)perylene	276	11.227	11.256	(1.192)	88646	0.95202	334.4043

QC Flag Legend

Q - Qualifier signal failed the ratio test.  
 M - Compound response manually integrated.

Data File: 1CE29018.D

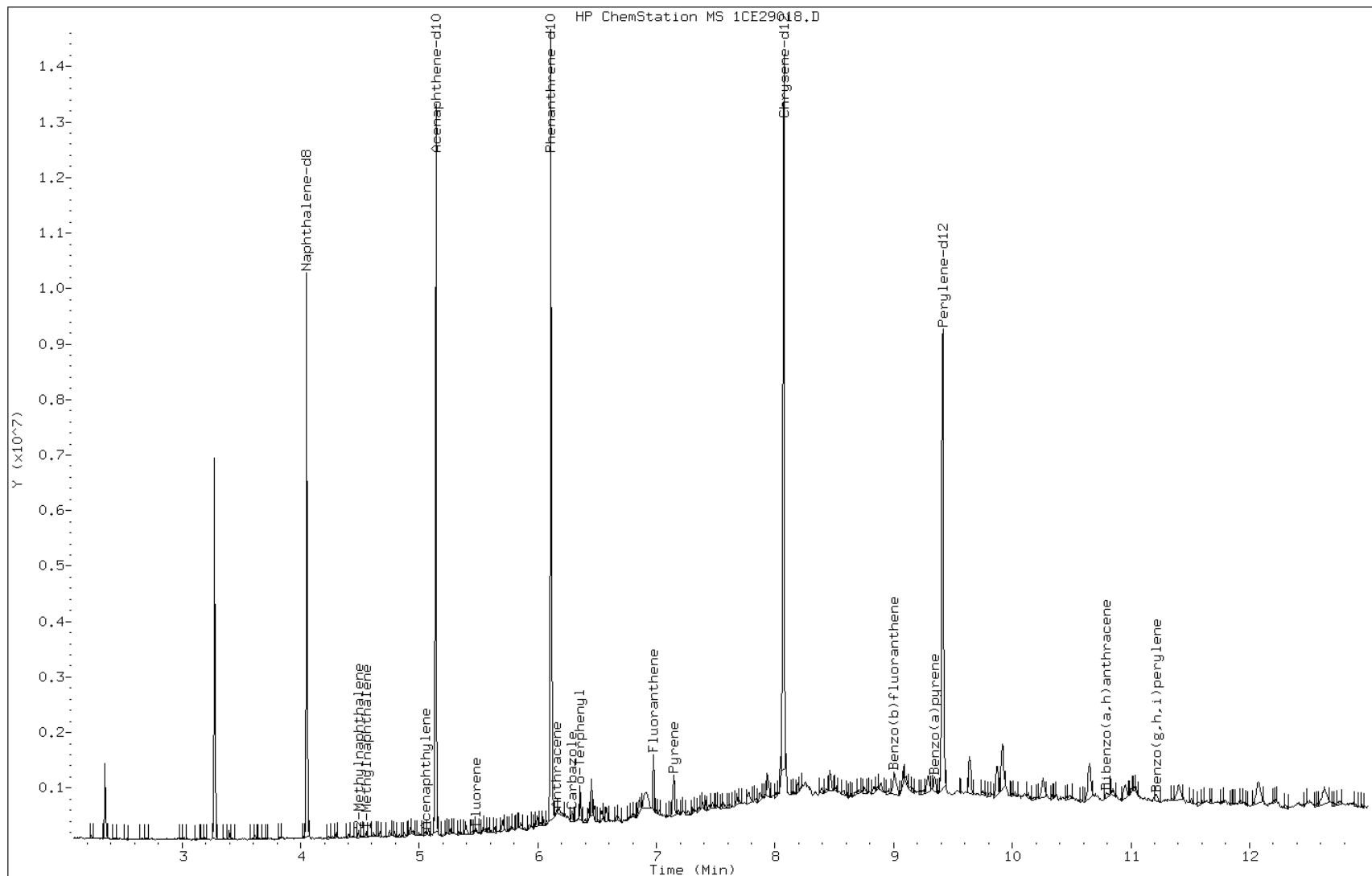
Date: 29-MAY-2013 18:43

Client ID: CV0287A-CS-SP

Instrument: BSMC5973.i

Sample Info: 680-90622-a-3-a

Operator: SCC





Data File: 1CE29018.D

Date: 29-MAY-2013 18:43

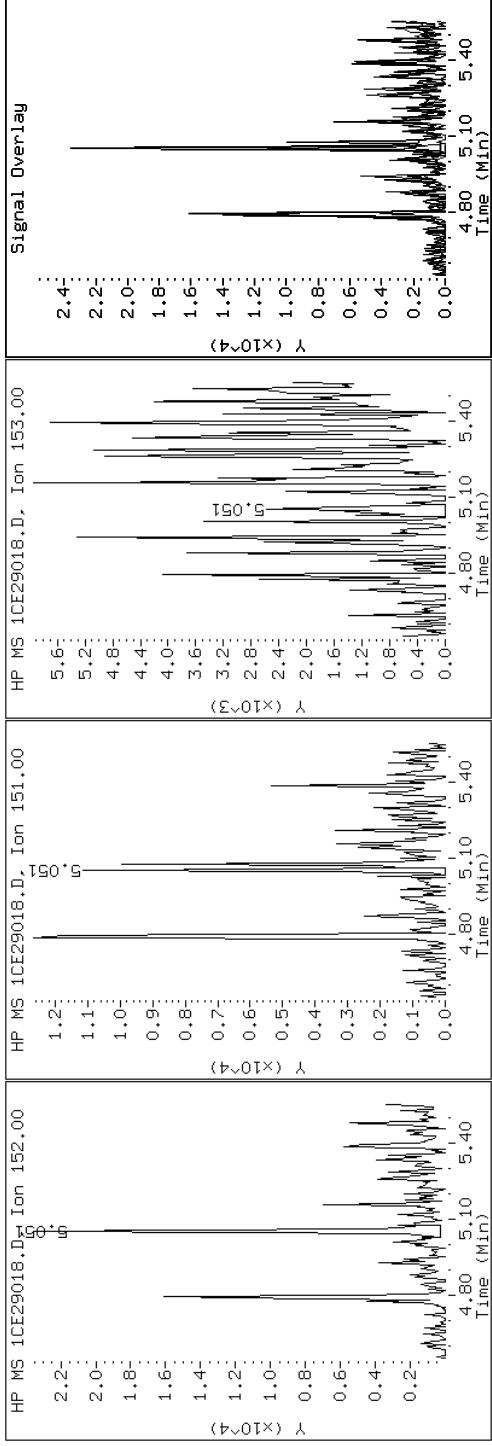
Client ID: CV0287A-CS-SP

Instrument: BSMC5973.i

Sample Info: 680-90622-a-3-a

Operator: SCC

5 Acenaphthylene



Data File: 1CE29018.D

Date: 29-MAY-2013 18:43

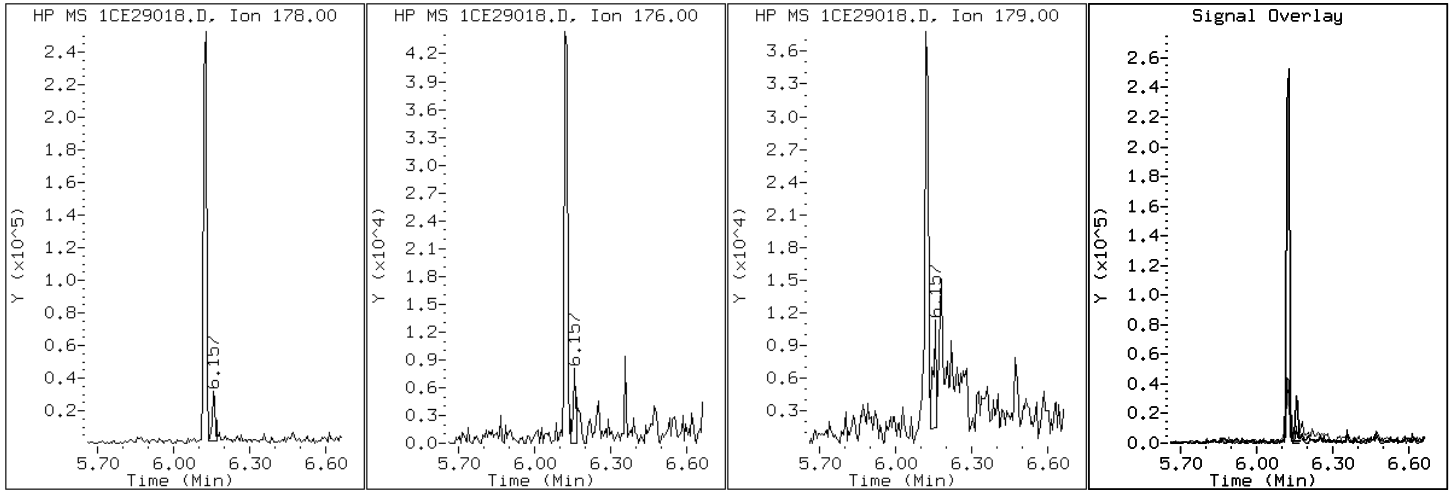
Client ID: CV0287A-CS-SP

Instrument: BSMC5973.i

Sample Info: 680-90622-a-3-a

Operator: SCC

12 Anthracene



Data File: 1CE29018.D

Date: 29-MAY-2013 18:43

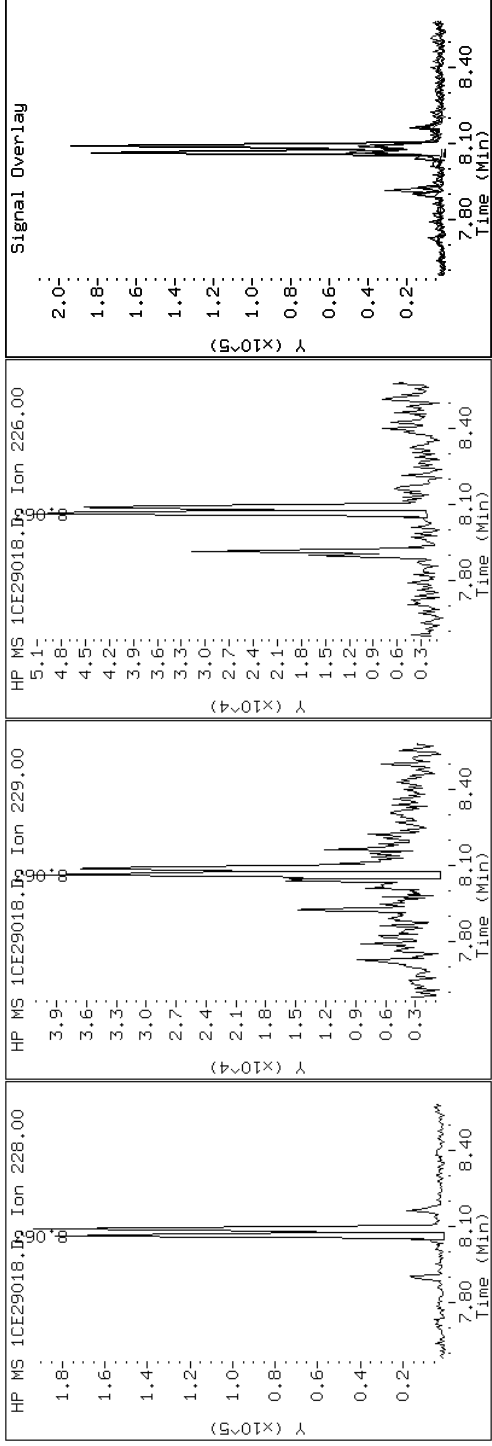
Client ID: CV0287A-CS-SP

Instrument: BSMC5973.i

Sample Info: 680-90622-a-3-a

Operator: SCC

17 Benzo(a)anthracene



Data File: 1CE29018.D

Date: 29-MAY-2013 18:43

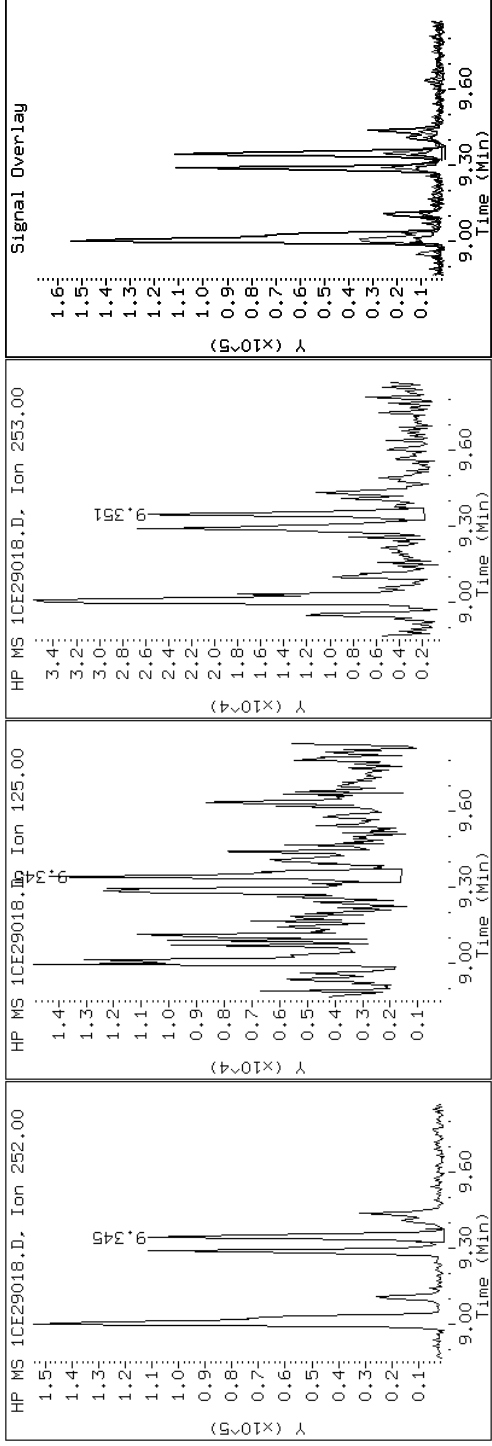
Client ID: CV0287A-CS-SP

Instrument: BSMC5973.i

Sample Info: 680-90622-a-3-a

Operator: SCC

22 Benzo(a)pyrene



Data File: 1CE29018.D

Date: 29-MAY-2013 18:43

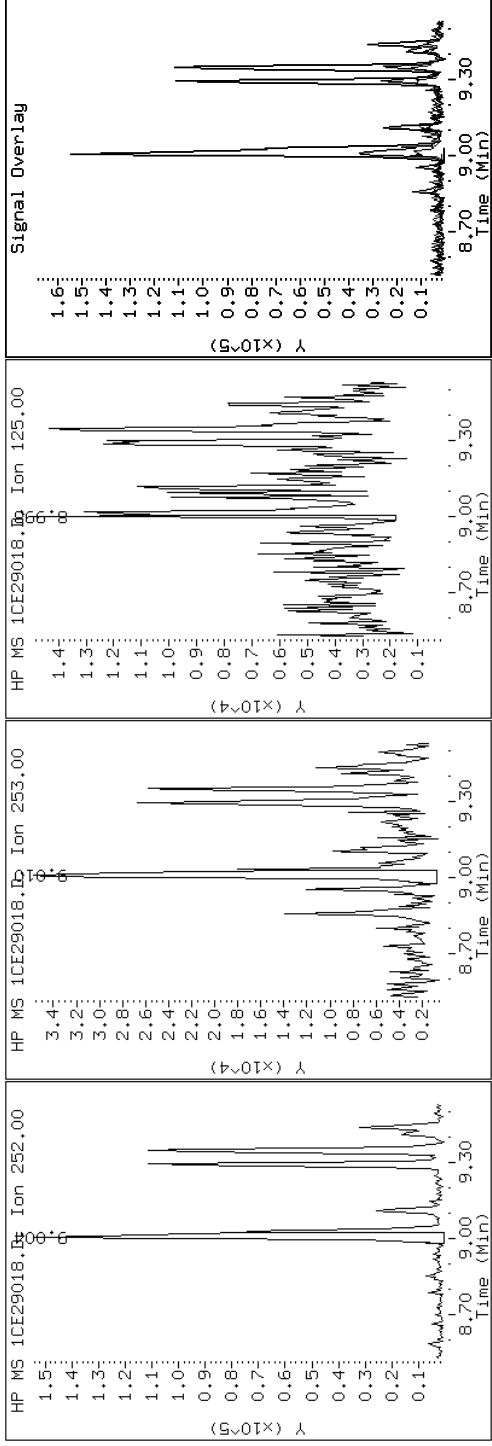
Client ID: CV0287A-CS-SP

Instrument: BSMC5973.i

Sample Info: 680-90622-a-3-a

Operator: SCC

20 Benzo(b)fluoranthene



Data File: 1CE29018.D

Date: 29-MAY-2013 18:43

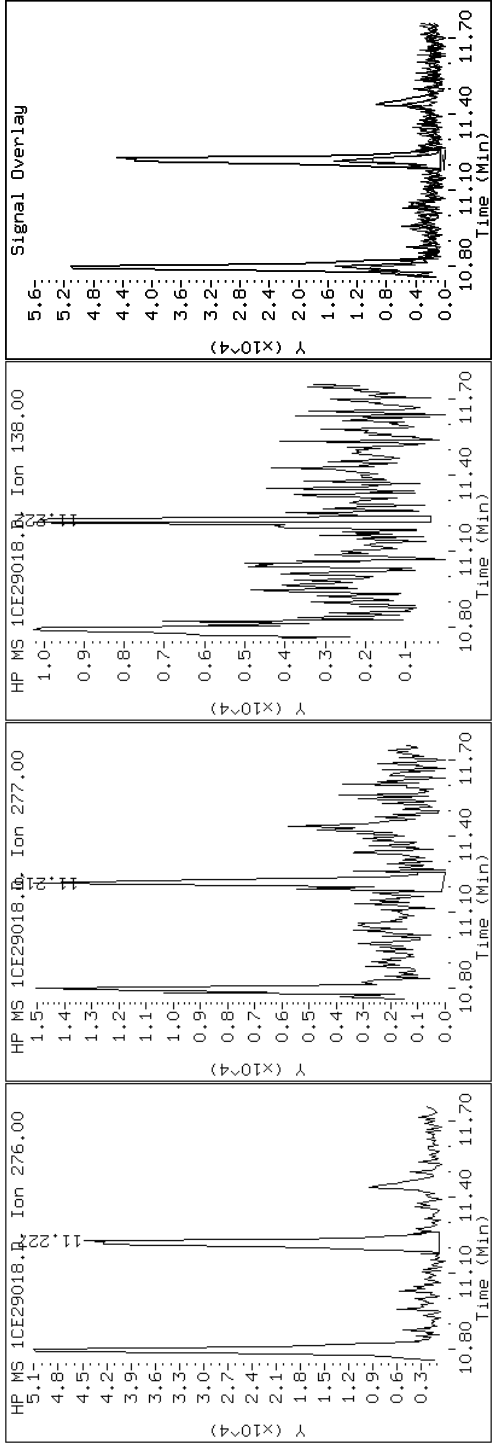
Client ID: CV0287A-CS-SP

Instrument: BSMC5973.i

Sample Info: 680-90622-a-3-a

Operator: SCC

26 Benzo(g,h,i)perylene



Data File: 1CE29018.D

Date: 29-MAY-2013 18:43

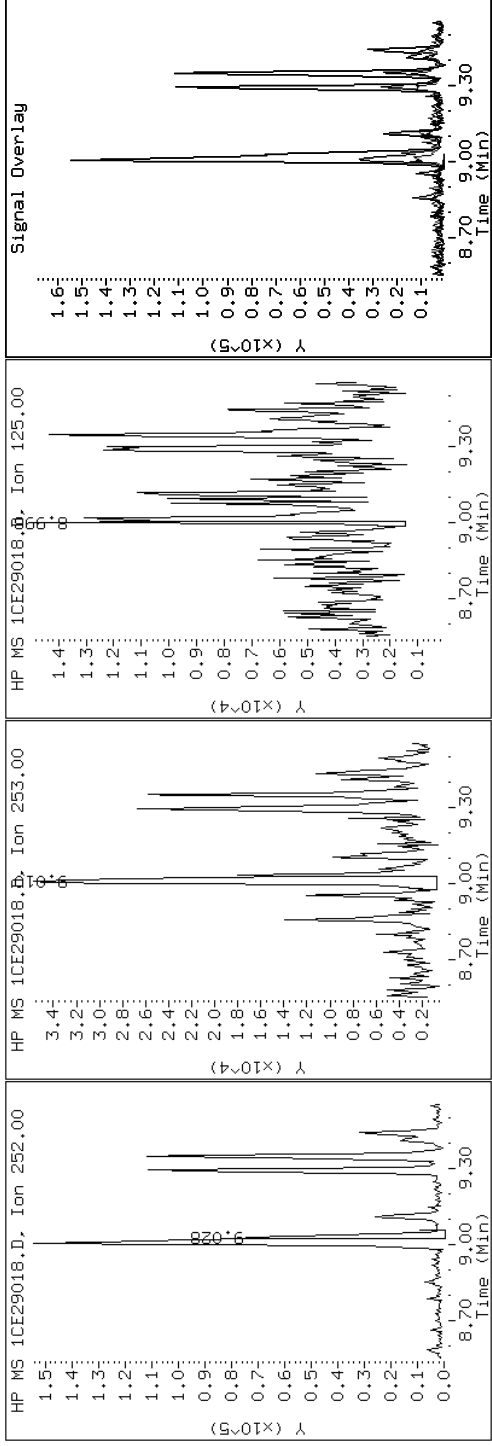
Client ID: CV0287A-CS-SP

Instrument: BSMC5973.i

Sample Info: 680-90622-a-3-a

Operator: SCC

21 Benzo(k)fluoranthene



Data File: 1CE29018.D

Date: 29-MAY-2013 18:43

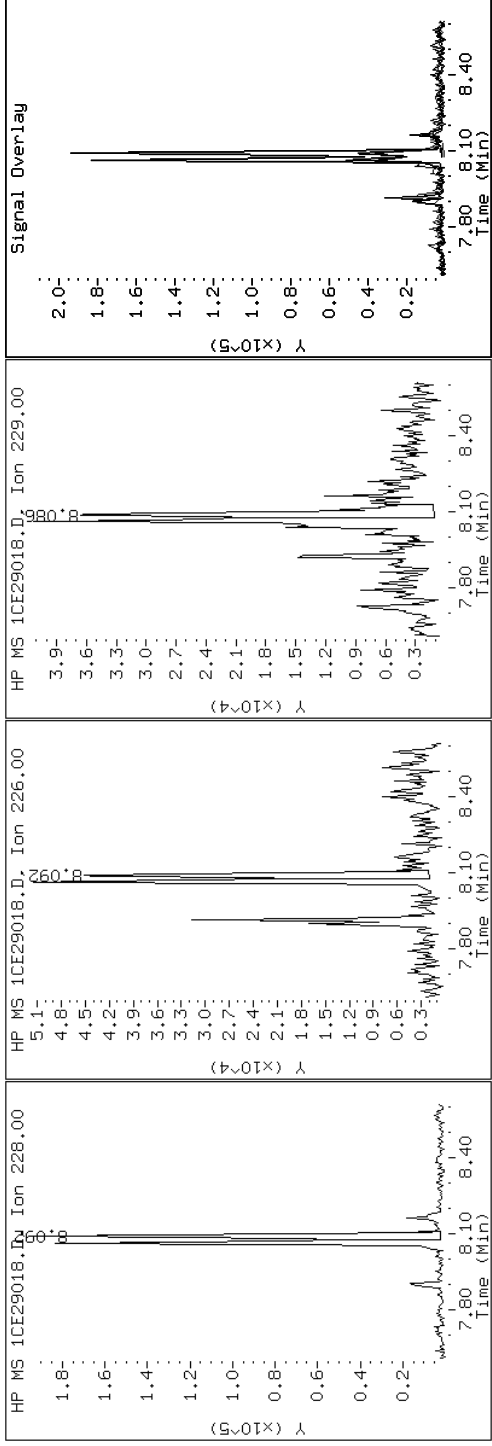
Client ID: CV0287A-CS-SP

Instrument: BSMC5973.i

Sample Info: 680-90622-a-3-a

Operator: SCC

19 Chrysene





Data File: 1CE29018.D

Date: 29-MAY-2013 18:43

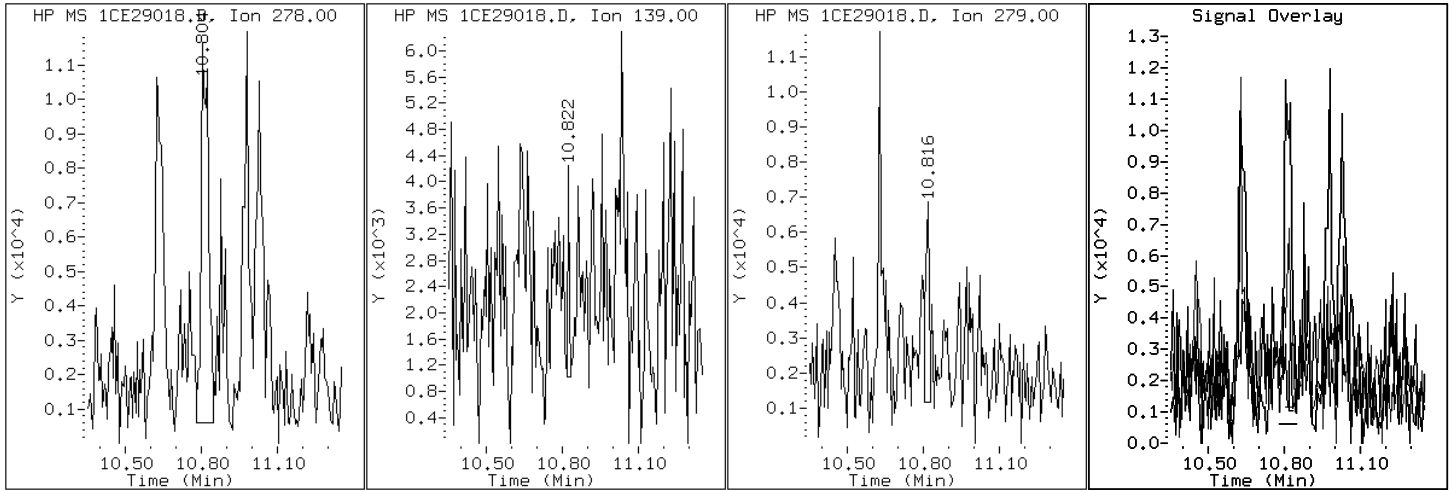
Client ID: CV0287A-CS-SP

Instrument: BSMC5973.i

Sample Info: 680-90622-a-3-a

Operator: SCC

25 Dibenzo(a,h)anthracene



Data File: 1CE29018.D

Date: 29-MAY-2013 18:43

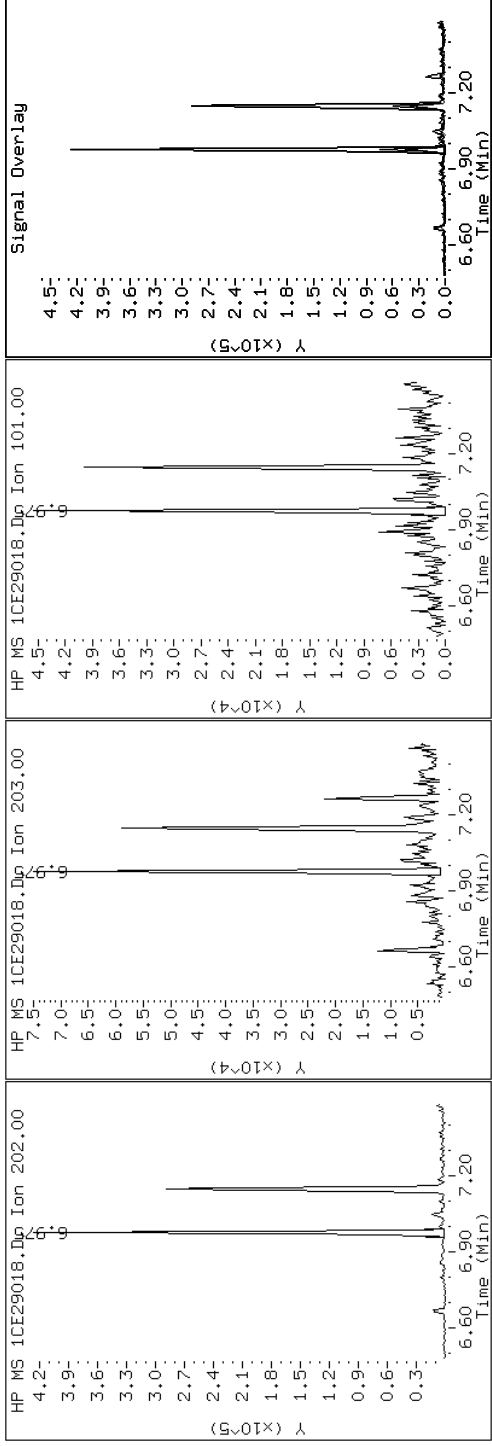
Client ID: CV0287A-CS-SP

Instrument: BSMC5973.i

Sample Info: 680-90622-a-3-a

Operator: SCC

15 Fluoranthene



Data File: 1CE29018.D

Date: 29-MAY-2013 18:43

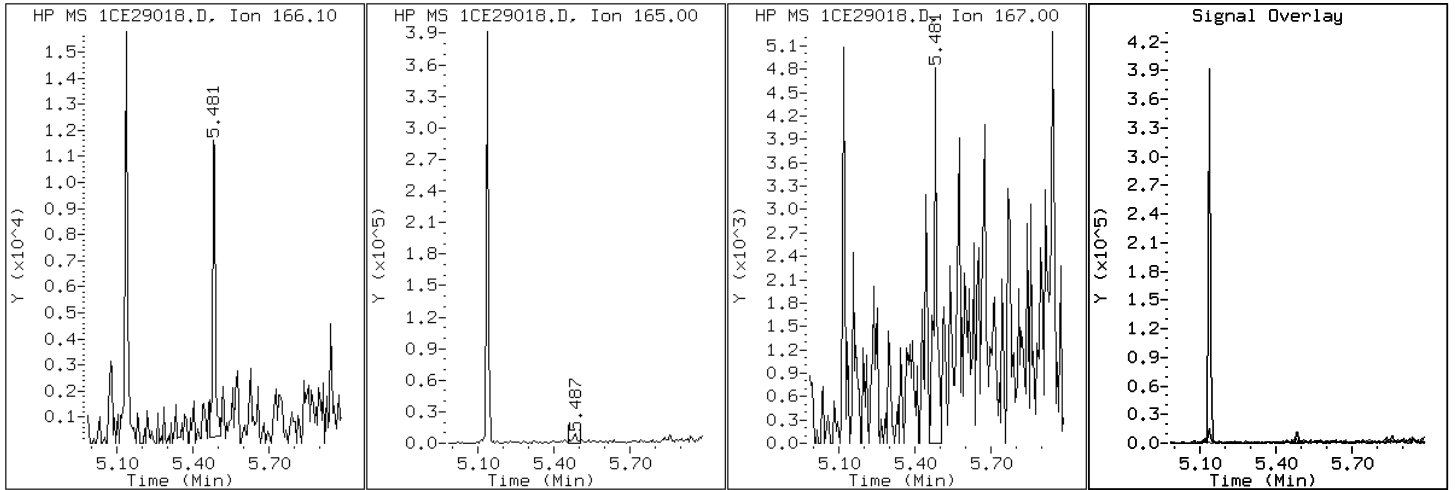
Client ID: CV0287A-CS-SP

Instrument: BSMC5973.i

Sample Info: 680-90622-a-3-a

Operator: SCC

9 Fluorene



Data File: 1CE29018.D

Date: 29-MAY-2013 18:43

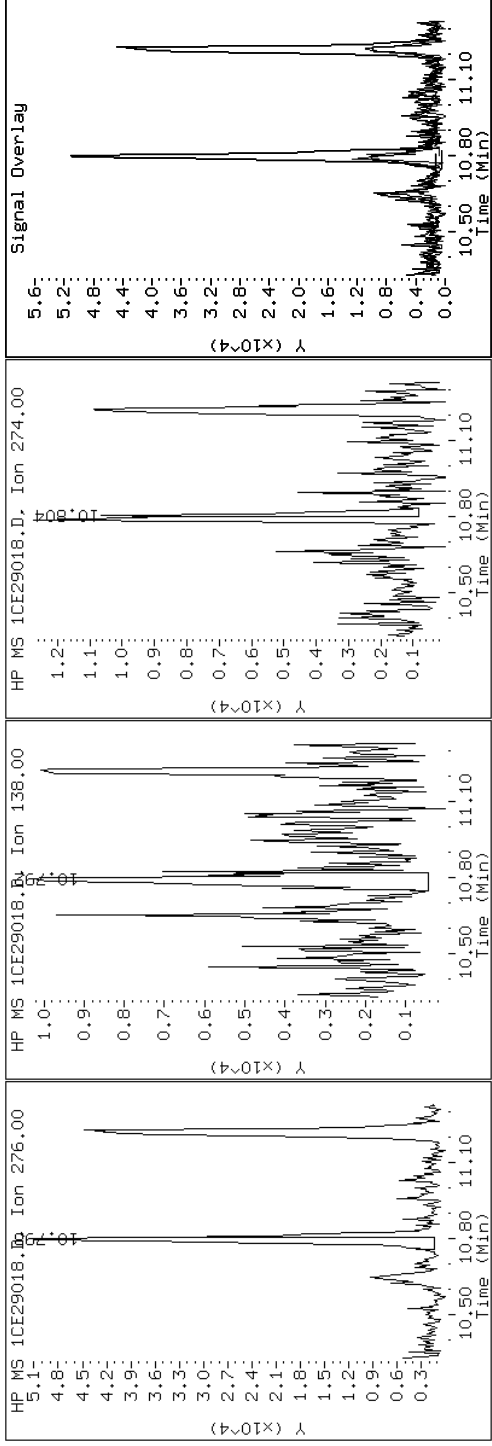
Client ID: CV0287A-CS-SP

Instrument: BSMC5973.i

Sample Info: 680-90622-a-3-a

Operator: SCC

24 Indeno(1,2,3-cd)pyrene



Data File: 1CE29018.D

Date: 29-MAY-2013 18:43

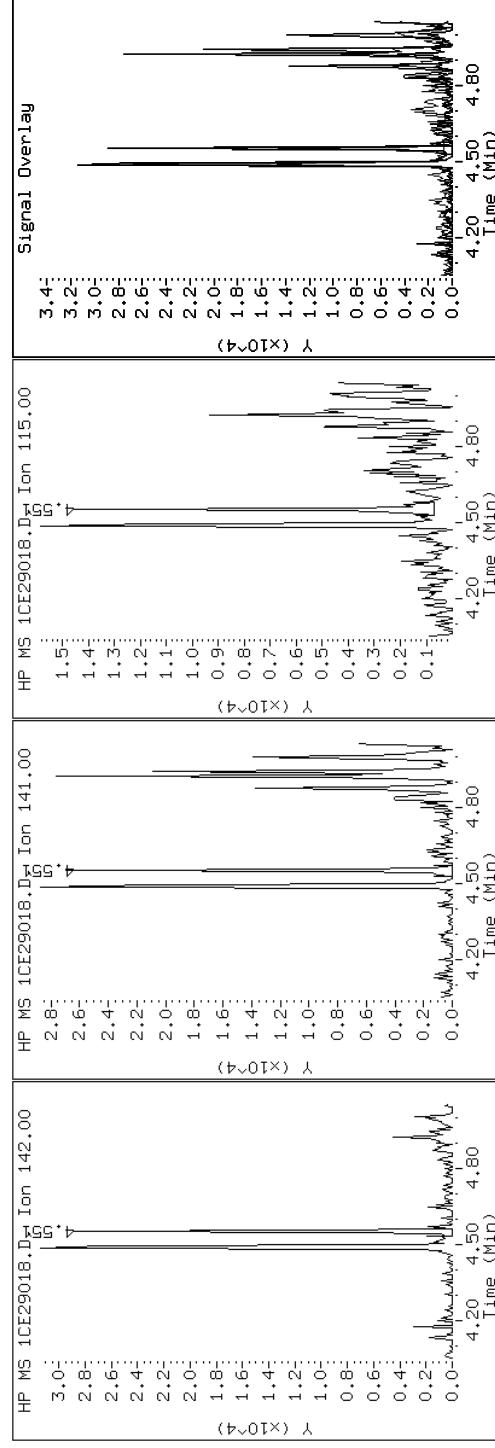
Client ID: CV0287A-CS-SP

Instrument: BSMC5973.i

Sample Info: 680-90622-a-3-a

Operator: SCC

### 4 1-Methylnaphthalene



Data File: 1CE29018.D

Date: 29-MAY-2013 18:43

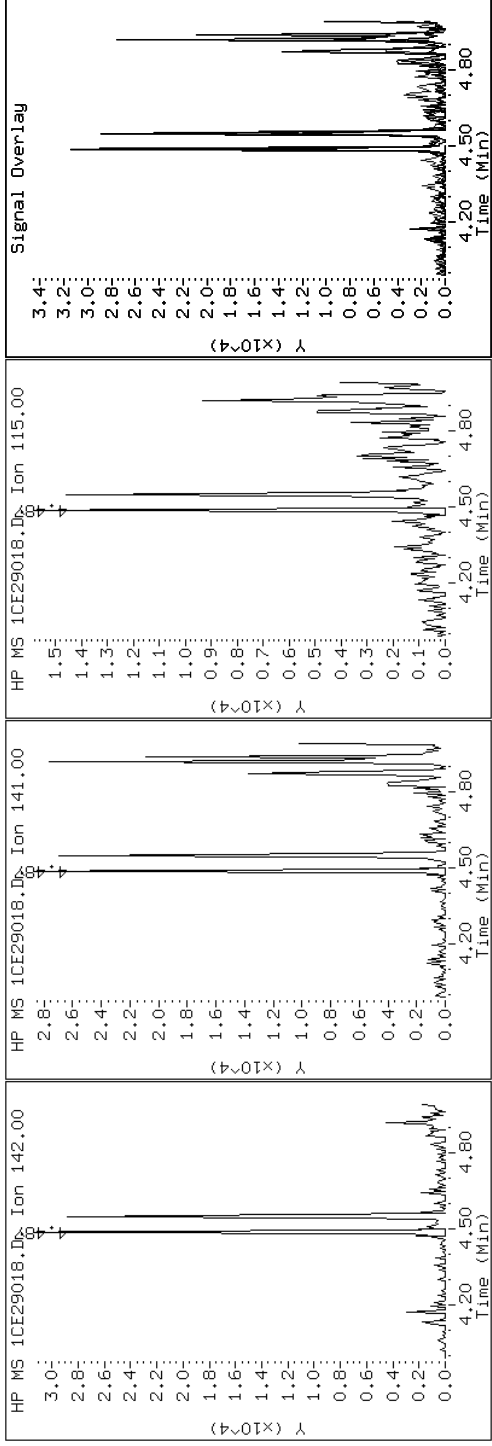
Client ID: CV0287A-CS-SP

Instrument: BSMC5973.i

Sample Info: 680-90622-a-3-a

Operator: SCC

### 3 2-Methylnaphthalene



Data File: 1CE29018.D

Date: 29-MAY-2013 18:43

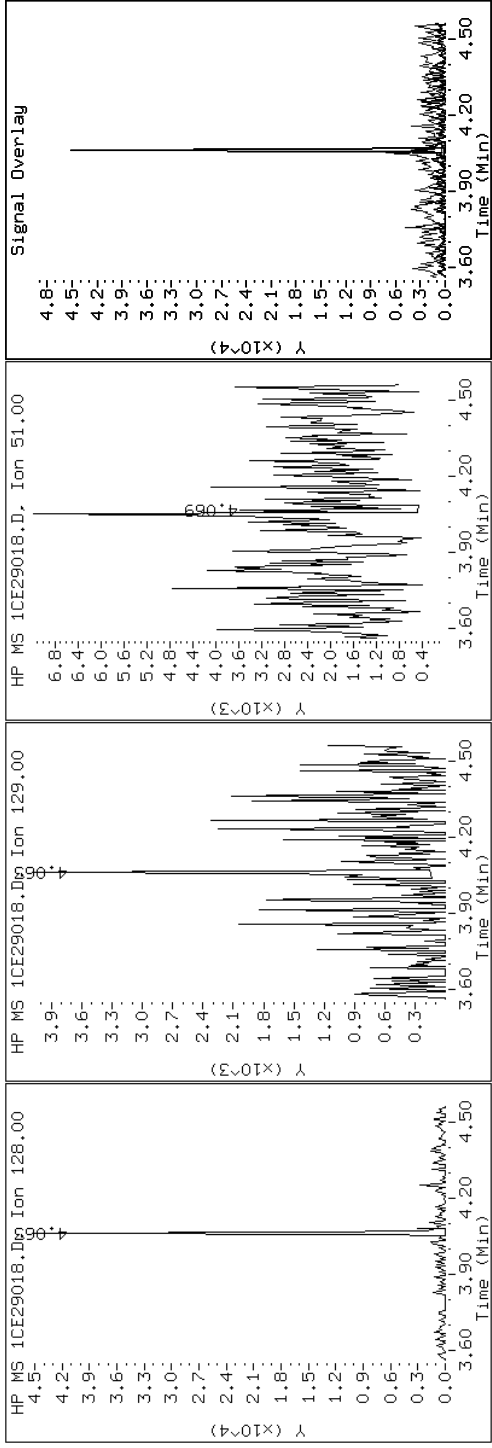
Client ID: CV0287A-CS-SP

Instrument: BSMC5973.i

Sample Info: 680-90622-a-3-a

Operator: SCC

### 2 Naphthalene



Data File: 1CE29018.D

Date: 29-MAY-2013 18:43

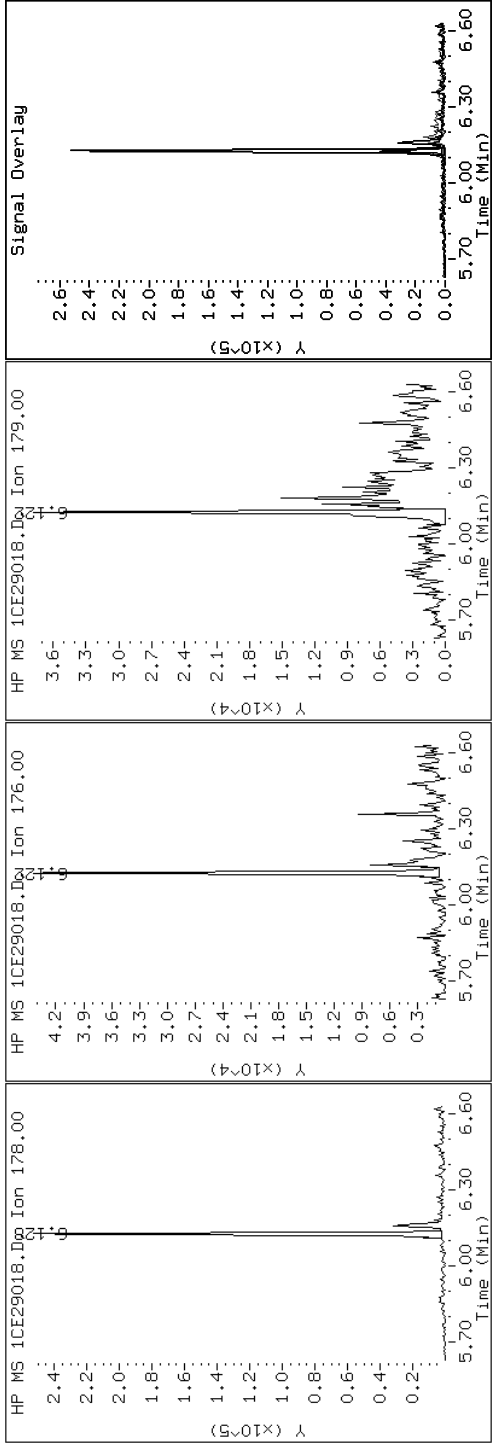
Client ID: CV0287A-CS-SP

Instrument: BSMC5973.i

Sample Info: 680-90622-a-3-a

Operator: SCC

11 Phenanthrene





Data File: 1CE29018.D

Date: 29-MAY-2013 18:43

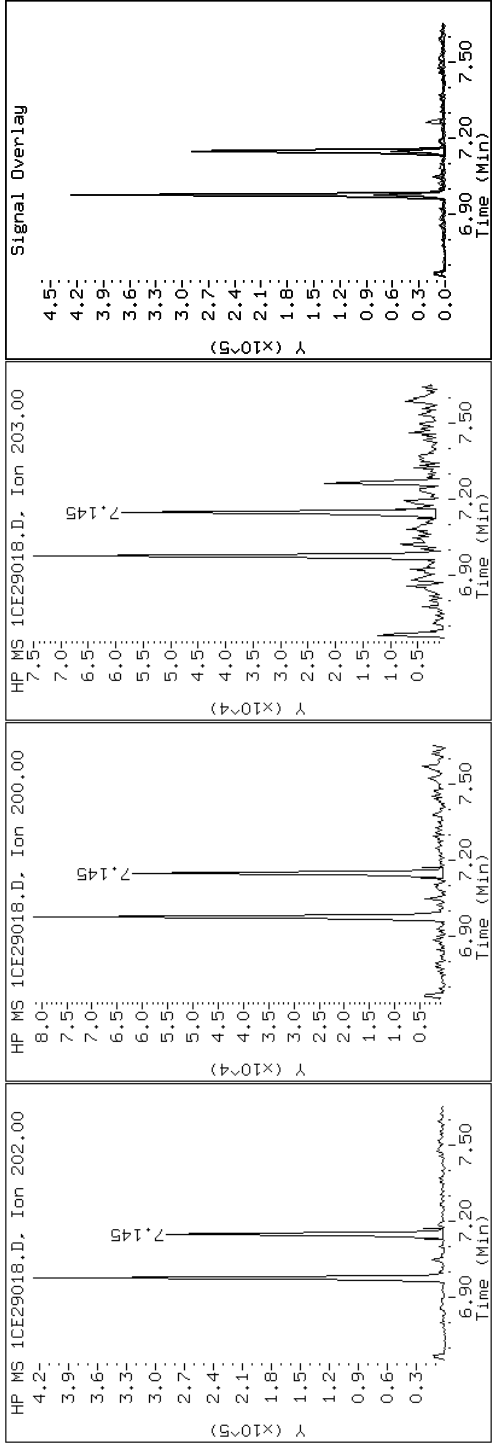
Client ID: CV0287A-CS-SP

Instrument: BSMC5973.i

Sample Info: 680-90622-a-3-a

Operator: SCC

16 Pyrene

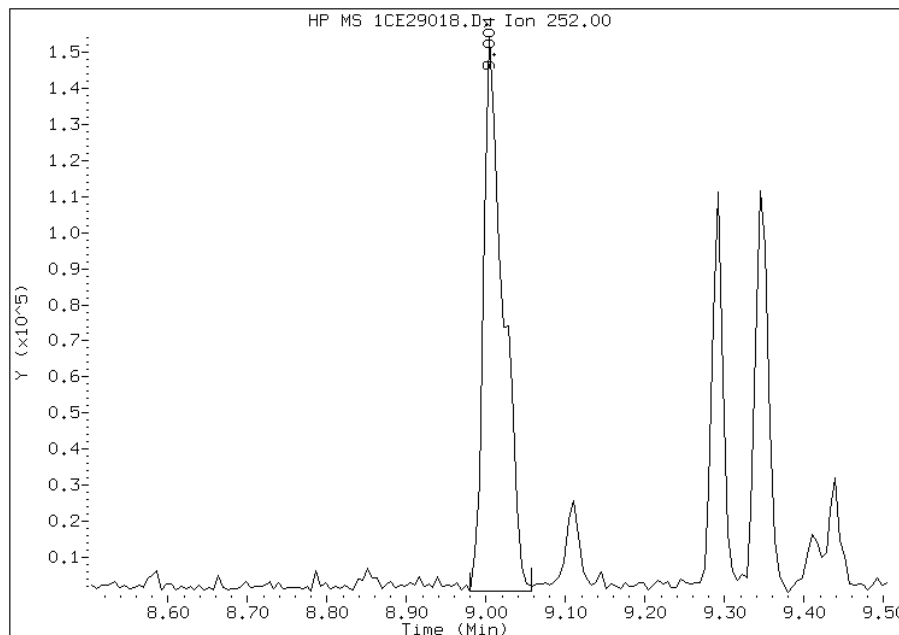


# Manual Integration Report

Data File: 1CE29018.D  
Inj. Date and Time: 29-MAY-2013 18:43  
Instrument ID: BSMC5973.i  
Client ID: CV0287A-CS-SP  
Compound: 20 Benzo(b)fluoranthene  
CAS #: 205-99-2  
Report Date: 06/03/2013

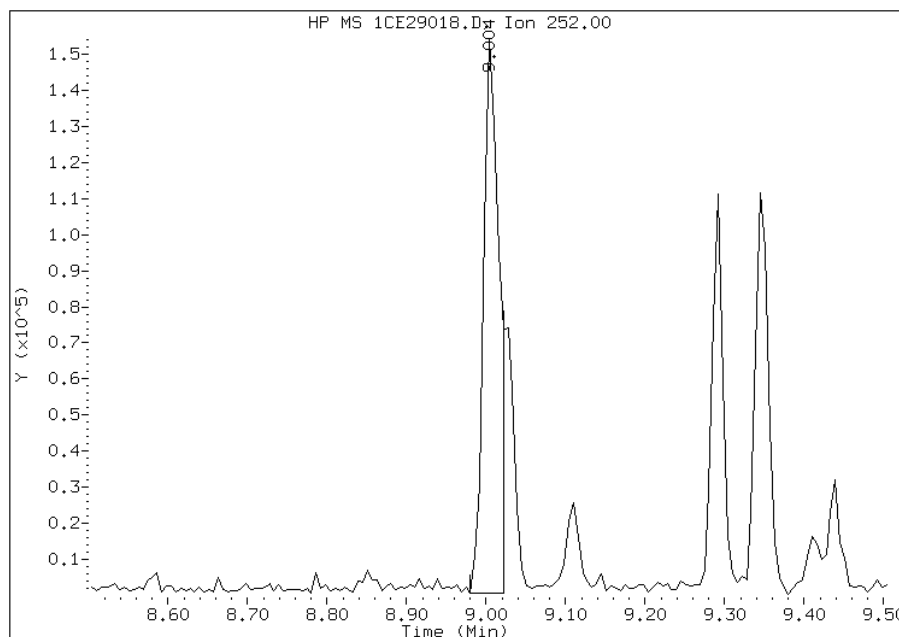
## Processing Integration Results

RT: 9.00  
Response: 267078  
Amount: 3  
Conc: 953



## Manual Integration Results

RT: 9.00  
Response: 209464  
Amount: 2  
Conc: 747



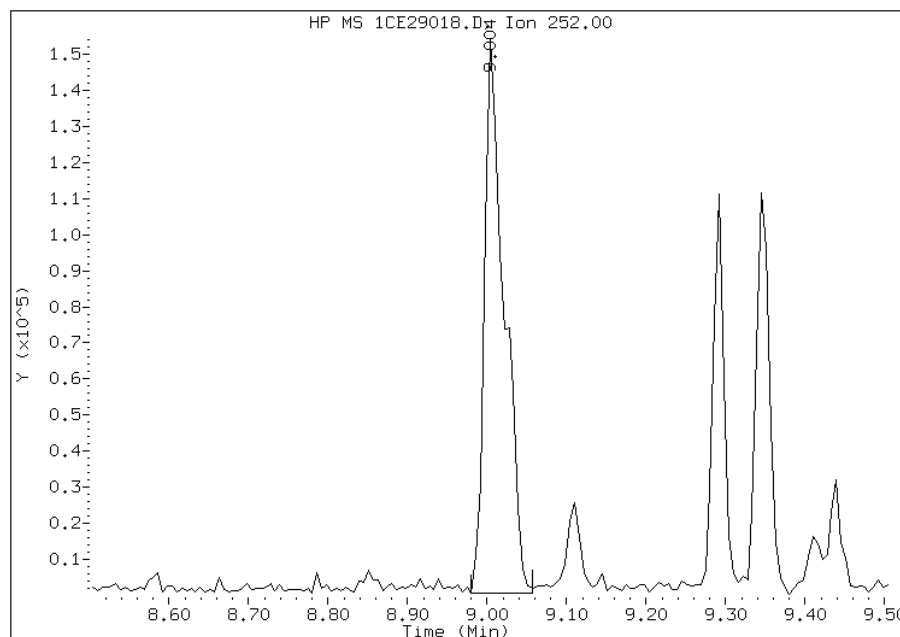
Manually Integrated By: cantins  
Modification Date: 03-Jun-2013 13:48  
Manual Integration Reason: Split Peak

# Manual Integration Report

Data File: 1CE29018.D  
Inj. Date and Time: 29-MAY-2013 18:43  
Instrument ID: BSMC5973.i  
Client ID: CV0287A-CS-SP  
Compound: 21 Benzo(k)fluoranthene  
CAS #: 207-08-9  
Report Date: 06/03/2013

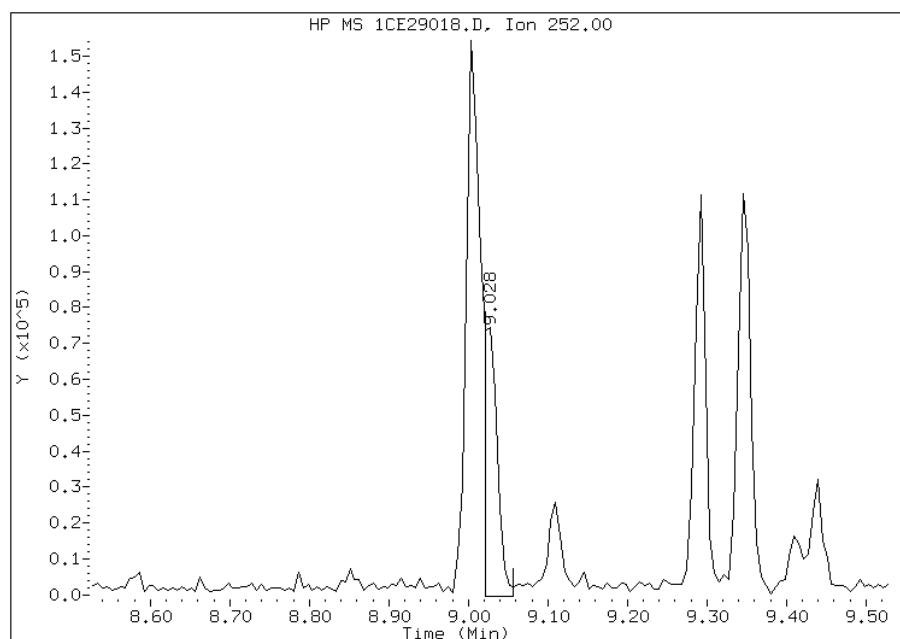
## Processing Integration Results

RT: 9.00  
Response: 267078  
Amount: 2  
Conc: 853



## Manual Integration Results

RT: 9.03  
Response: 86226  
Amount: 1  
Conc: 275



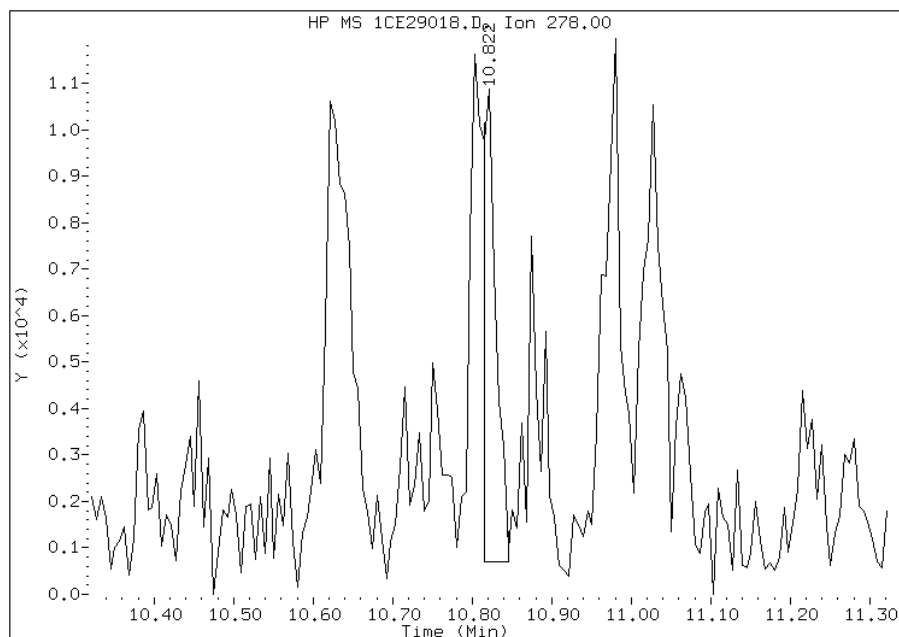
Manually Integrated By: cantins  
Modification Date: 03-Jun-2013 13:48  
Manual Integration Reason: Baseline Event

# Manual Integration Report

Data File: 1CE29018.D  
Inj. Date and Time: 29-MAY-2013 18:43  
Instrument ID: BSMC5973.i  
Client ID: CV0287A-CS-SP  
Compound: 25 Dibenzo(a,h)anthracene  
CAS #: 53-70-3  
Report Date: 06/03/2013

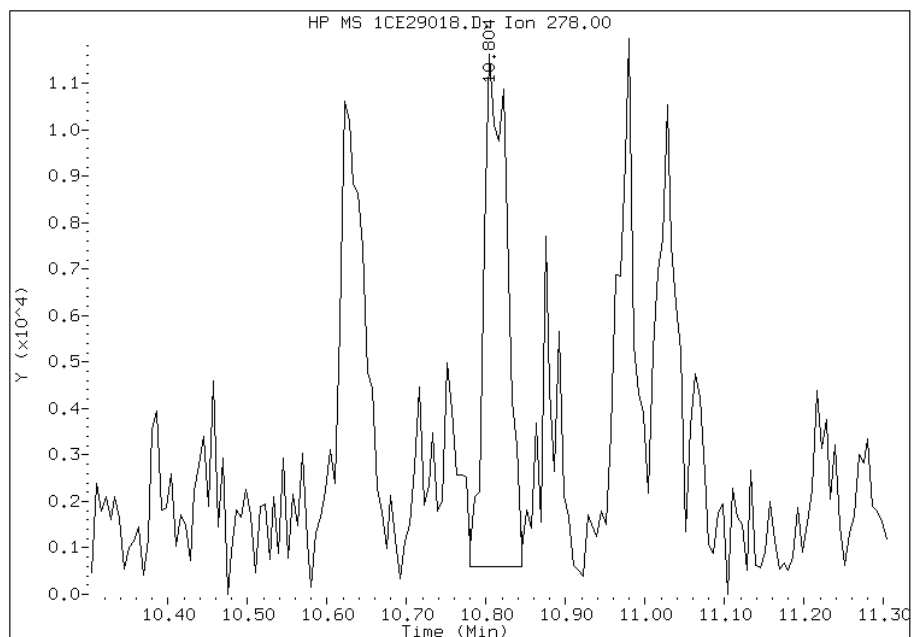
## Processing Integration Results

RT: 10.82  
Response: 11171  
Amount: 0  
Conc: 46



## Manual Integration Results

RT: 10.80  
Response: 22358  
Amount: 0  
Conc: 92



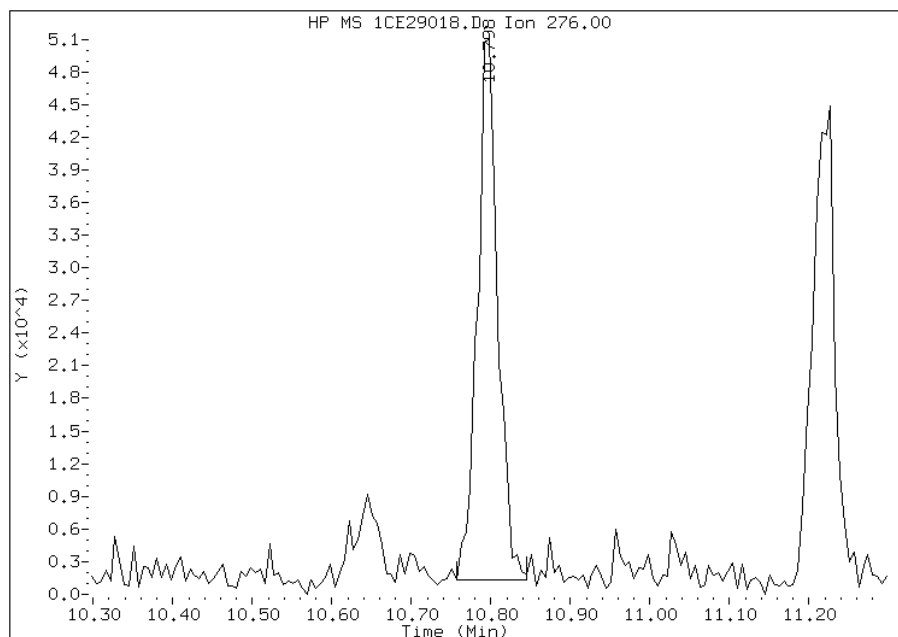
Manually Integrated By: cantins  
Modification Date: 03-Jun-2013 13:48  
Manual Integration Reason: Baseline Event

# Manual Integration Report

Data File: 1CE29018.D  
Inj. Date and Time: 29-MAY-2013 18:43  
Instrument ID: BSMC5973.i  
Client ID: CV0287A-CS-SP  
Compound: 24 Indeno(1,2,3-cd)pyrene  
CAS #: 193-39-5  
Report Date: 06/03/2013

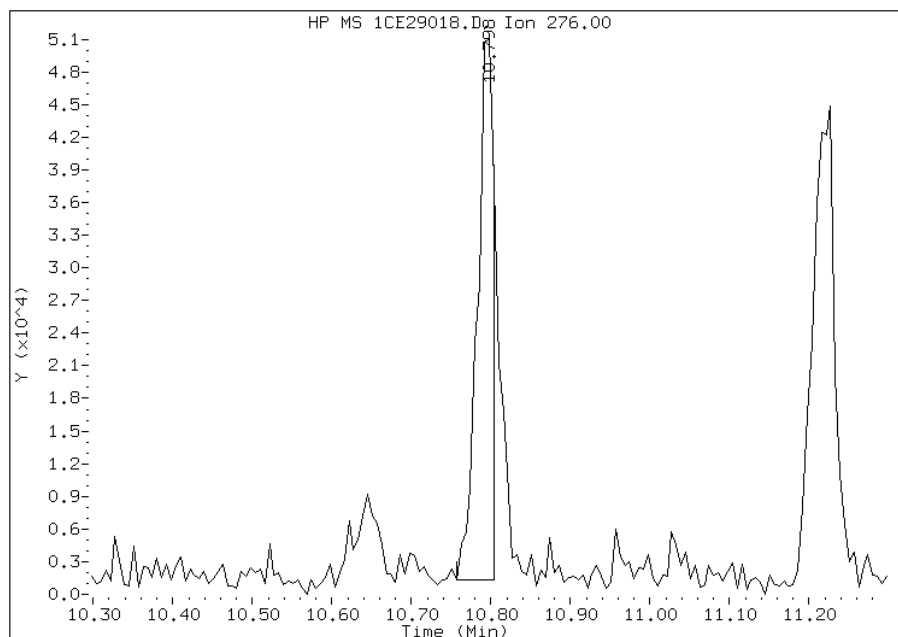
## Processing Integration Results

RT: 10.80  
Response: 87738  
Amount: 1  
Conc: 343



## Manual Integration Results

RT: 10.80  
Response: 70630  
Amount: 1  
Conc: 287



Manually Integrated By: cantins  
Modification Date: 03-Jun-2013 13:48  
Manual Integration Reason: Split Peak

FORM I  
GC/MS SEMI VOA ORGANICS ANALYSIS DATA SHEET

Lab Name: TestAmerica Tampa Job No.: 680-90622-1  
 SDG No.: 68090622-1  
 Client Sample ID: CV0287B-CS-SP Lab Sample ID: 680-90622-4  
 Matrix: Solid Lab File ID: 1CE29019.D  
 Analysis Method: 8270C LL Date Collected: 05/20/2013 14:29  
 Extract. Method: 3546 Date Extracted: 05/24/2013 06:38  
 Sample wt/vol: 14.95(g) Date Analyzed: 05/29/2013 19:01  
 Con. Extract Vol.: 1(mL) Dilution Factor: 1  
 Injection Volume: 1(uL) Level: (low/med) Low  
 % Moisture: 19.7 GPC Cleanup: (Y/N) N  
 Analysis Batch No.: 137885 Units: ug/Kg

CAS NO.	COMPOUND NAME	RESULT	Q	RL	MDL
83-32-9	Acenaphthene	130	U	130	25
208-96-8	Acenaphthylene	21	J	50	6.3
120-12-7	Anthracene	55		11	5.3
56-55-3	Benzo[a]anthracene	260		10	4.9
50-32-8	Benzo[a]pyrene	270		13	6.5
205-99-2	Benzo[b]fluoranthene	440		15	7.6
191-24-2	Benzo[g,h,i]perylene	230		25	5.5
207-08-9	Benzo[k]fluoranthene	170		10	4.5
218-01-9	Chrysene	340		11	5.6
53-70-3	Dibenz(a,h)anthracene	65		25	5.1
206-44-0	Fluoranthene	530		25	5.0
86-73-7	Fluorene	28		25	5.1
193-39-5	Indeno[1,2,3-cd]pyrene	170		25	8.9
90-12-0	1-Methylnaphthalene	110		50	5.5
91-57-6	2-Methylnaphthalene	140		50	8.9
91-20-3	Naphthalene	100		50	5.5
85-01-8	Phenanthrene	300	B	10	4.9
129-00-0	Pyrene	460		25	4.6

CAS NO.	SURROGATE	%REC	Q	LIMITS
84-15-1	o-Terphenyl	63		30-130

TestAmerica Laboratories

Semivolatiles 8270C low level PAH

Data file : \\tam-chemsvr\chem\SM\BSMC5973.i\1C052913.b\1CE29019.D  
 Lab Smp Id: 680-90622-a-4-a  
 Inj Date : 29-MAY-2013 19:01  
 Operator : SCC  
 Smp Info : 680-90622-a-4-a  
 Misc Info :  
 Comment :  
 Method : \\tam-chemsvr\chem\SM\BSMC5973.i\1C052913.b\a-bFASTPAHi-m.m  
 Meth Date : 30-May-2013 11:17 cantins Quant Type: ISTD  
 Cal Date : 22-MAY-2013 18:05 Cal File: 1CE22020.D  
 Als bottle: 17  
 Dil Factor: 1.00000  
 Integrator: HP RTE  
 Target Version: 4.14  
 Processing Host: TAM1000  
 Inst ID: BSMC5973.i  
 Compound Sublist: pah.sub

Concentration Formula:

$$\text{Amt} * \text{DF} * 1/\text{Vi} * \text{Vt}/\text{Ws} * 100/(100 - \text{M}) * \text{A} * \text{B} * \text{C} * \text{D} * \text{GPC} * \text{CpndVariable}$$

Name	Value	Description
DF	1.000	Dilution Factor
Vi	1.000	Injection Volume
Vt	1.000	Final Volume
Ws	14.950	Weight Extracted
M	20.000	% Moisture
A	1000.000	uL to mL conversion
B	1000.000	g to kg conversion
C	0.00100	ng to ug conversion
D	1.000	ug to mg conversion(value = 1 if no conv)
GPC	1.000	GPC FACTOR
Cpnd Variable		Local Compound Variable

Compounds	QUANT	SIG	MASS	RT	EXP RT	REL RT	RESPONSE	CONCENTRATIONS	
								ON-COLUMN	FINAL
								(ug/ml)	(ug/Kg)
* 1 Naphthalene-d8	136		4.051	4.051	(1.000)	2645908	40.0000		
* 6 Acenaphthene-d10	164		5.139	5.140	(1.000)	1930282	40.0000		
* 10 Phenanthrene-d10	188		6.110	6.110	(1.000)	3738864	40.0000		
\$ 14 o-Terphenyl	230		6.357	6.363	(1.040)	365602	6.27729	524.8573	
* 18 Chrysene-d12	240		8.074	8.086	(1.000)	4120968	40.0000		
* 23 Perylene-d12	264		9.415	9.433	(1.000)	3849397	40.0000		
2 Naphthalene	128		4.063	4.062	(1.003)	92656	1.24092	103.7558	
3 2-Methylnaphthalene	142		4.486	4.493	(1.107)	67582	1.63180	136.4380	
4 1-Methylnaphthalene	142		4.551	4.551	(1.123)	51965	1.27529	106.6296	
5 Acenaphthylene	152		5.051	5.051	(0.983)	18782	0.25382	21.2220	
7 Acenaphthene	154		5.157	5.163	(1.003)	12228	0.26351	22.0325	
9 Fluorene	166		5.480	5.487	(1.066)	19699	0.33270	27.8174	
11 Phenanthrene	178		6.121	6.128	(1.002)	404091	3.65820	305.8692	
12 Anthracene	178		6.157	6.163	(1.008)	67776	0.66229	55.3753	

Compounds	QUANT SIG	RT	EXP RT	REL RT	RESPONSE	CONCENTRATIONS	
						ON-COLUMN (ug/ml)	FINAL (ug/Kg)
13 Carbazole	167	6.263	6.263	(1.025)	46075	0.59690	49.9076
15 Fluoranthene	202	6.974	6.981	(1.142)	718583	6.36438	532.1384
16 Pyrene	202	7.145	7.151	(0.885)	618835	5.56111	464.9760
17 Benzo(a)anthracene	228	8.062	8.081	(0.999)	348430	3.06626	256.3761
19 Chrysene	228	8.092	8.109	(1.002)	469392	4.10277	343.0411
20 Benzo(b)fluoranthene	252	9.009	9.028	(0.957)	504892	5.33838	446.3529
21 Benzo(k)fluoranthene	252	9.033	9.051	(0.959)	210003	1.98804	166.2239
22 Benzo(a)pyrene	252	9.351	9.369	(0.993)	304728	3.25127	271.8453
24 Indeno(1,2,3-cd)pyrene	276	10.798	10.827	(1.147)	190634	2.01007	168.0663(M)
25 Dibenzo(a,h)anthracene	278	10.809	10.850	(1.148)	63788	0.77637	64.9140(H)
26 Benzo(g,h,i)perylene	276	11.221	11.256	(1.192)	246174	2.75278	230.1653

QC Flag Legend

- M - Compound response manually integrated.
- H - Operator selected an alternate compound hit.



Data File: 1CE29019.D

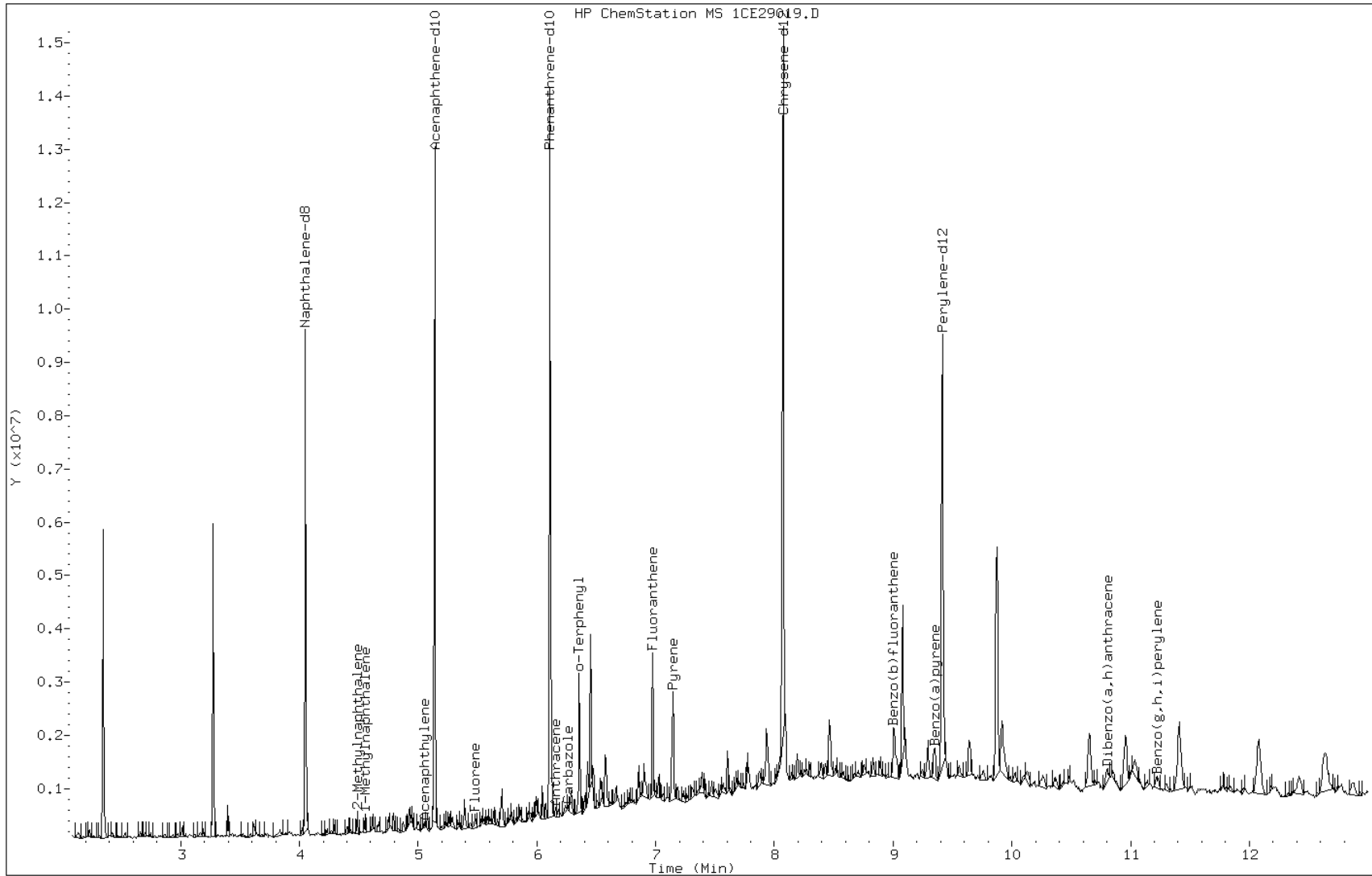
Date: 29-MAY-2013 19:01

Client ID:

Instrument: BSMC5973.i

Sample Info: 680-90622-a-4-a

Operator: SCC



Data File: 1CE29019.D

Date: 29-MAY-2013 19:01

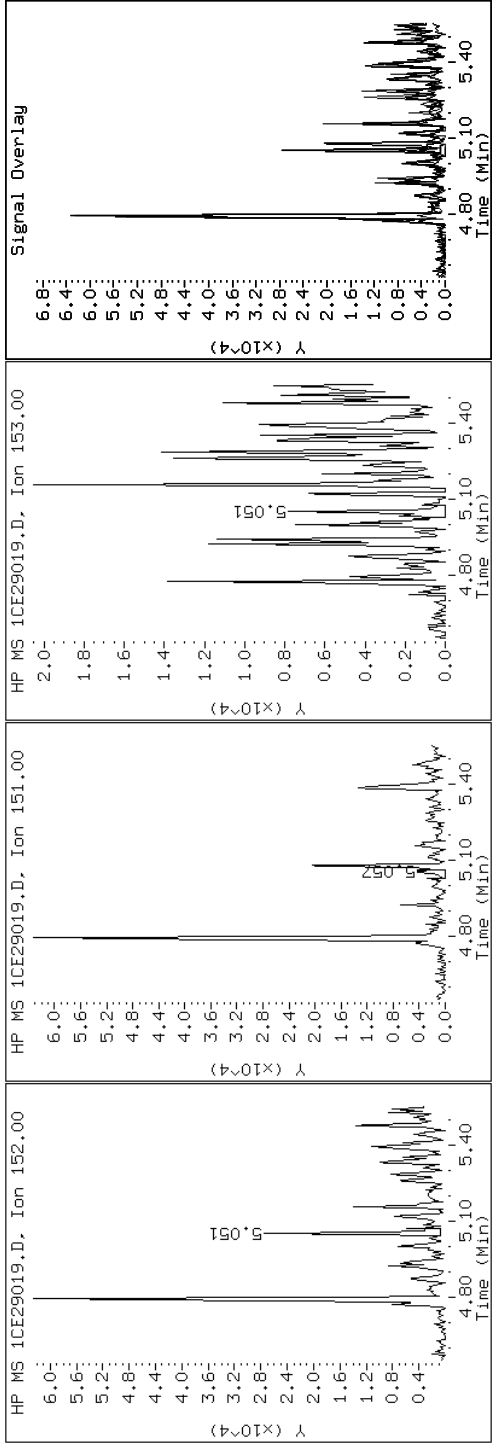
Client ID:

Instrument: BSMC5973.i

Sample Info: 680-90622-a-4-a

Operator: SCC

5 Acenaphthylene



Data File: 1CE29019.D

Date: 29-MAY-2013 19:01

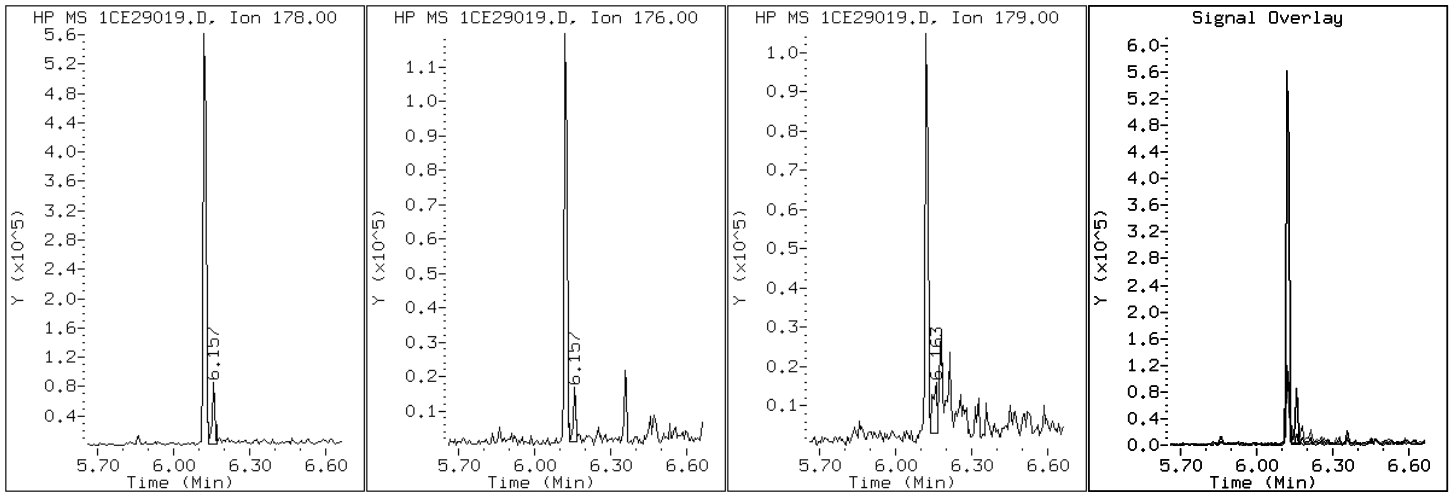
Client ID:

Instrument: BSMC5973.i

Sample Info: 680-90622-a-4-a

Operator: SCC

12 Anthracene



Data File: 1CE29019.D

Date: 29-MAY-2013 19:01

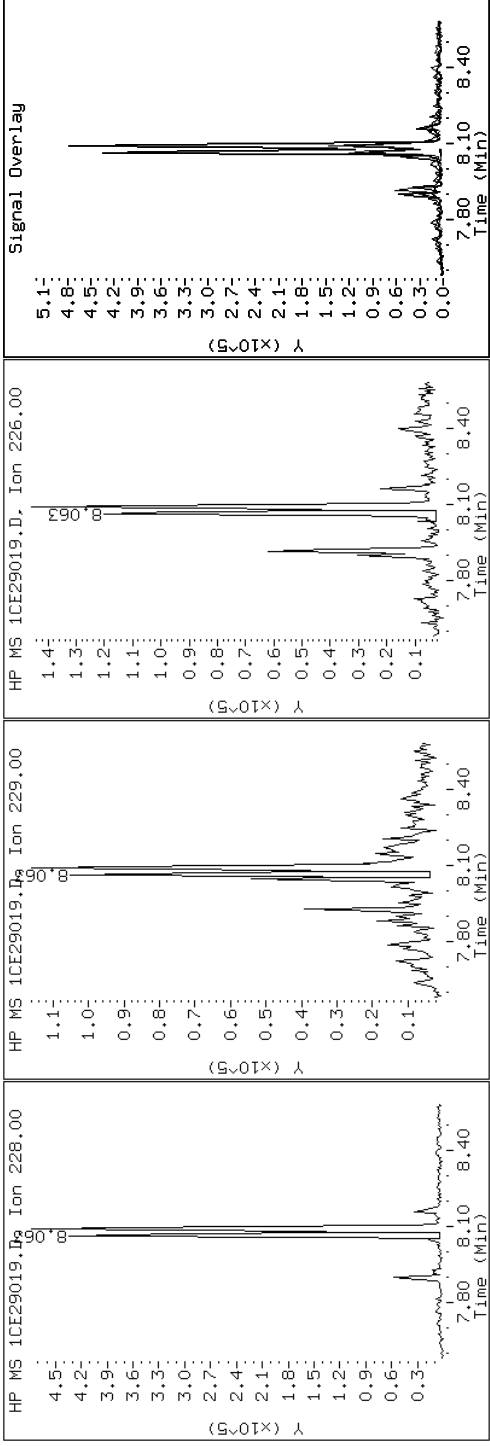
Client ID:

Instrument: BSMC5973.i

Sample Info: 680-90622-a-4-a

Operator: SCC

17 Benzo(a)anthracene



Data File: 1CE29019.D

Date: 29-MAY-2013 19:01

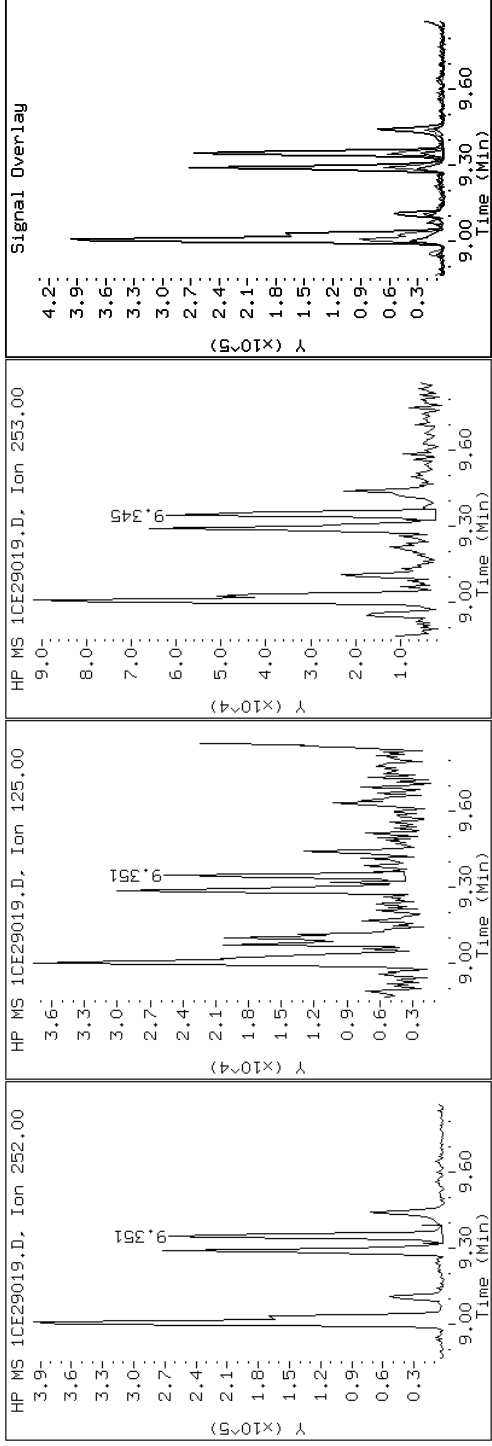
Client ID:

Instrument: BSMC5973.i

Sample Info: 680-90622-a-4-a

Operator: SCC

22 Benzo(a)pyrene



Data File: 1CE29019.D

Date: 29-MAY-2013 19:01

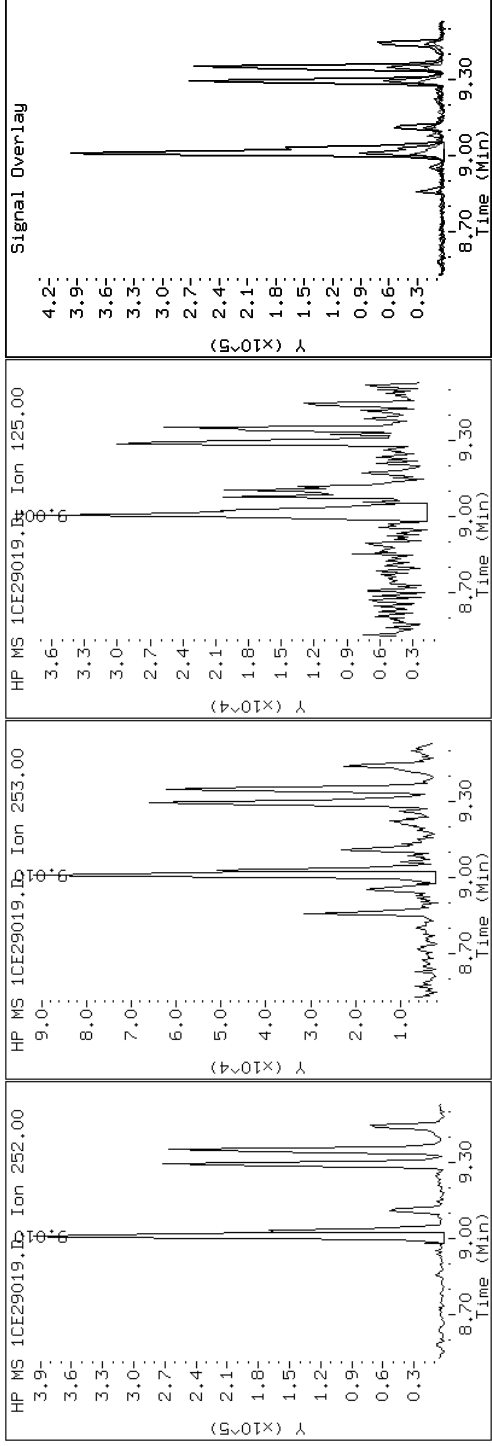
Client ID:

Instrument: BSMC5973.i

Sample Info: 680-90622-a-4-a

Operator: SCC

20 Benzo(b)fluoranthene



Data File: 1CE29019.D

Date: 29-MAY-2013 19:01

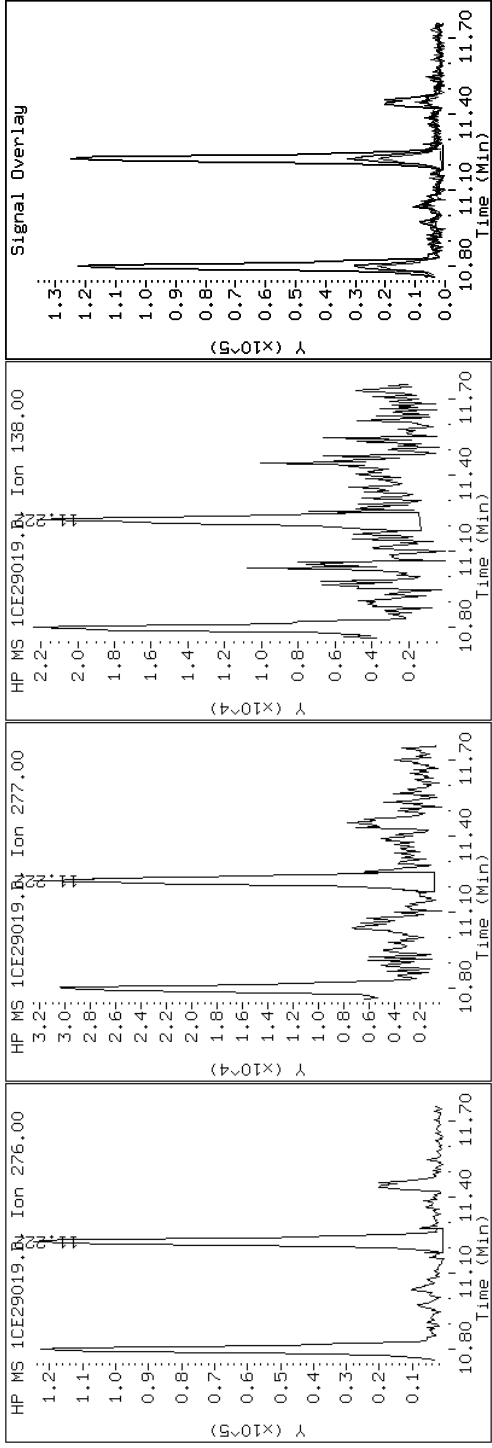
Client ID:

Instrument: BSMC5973.i

Sample Info: 680-90622-a-4-a

Operator: SCC

26 Benzo(g,h,i)perylene



Data File: 1CE29019.D

Date: 29-MAY-2013 19:01

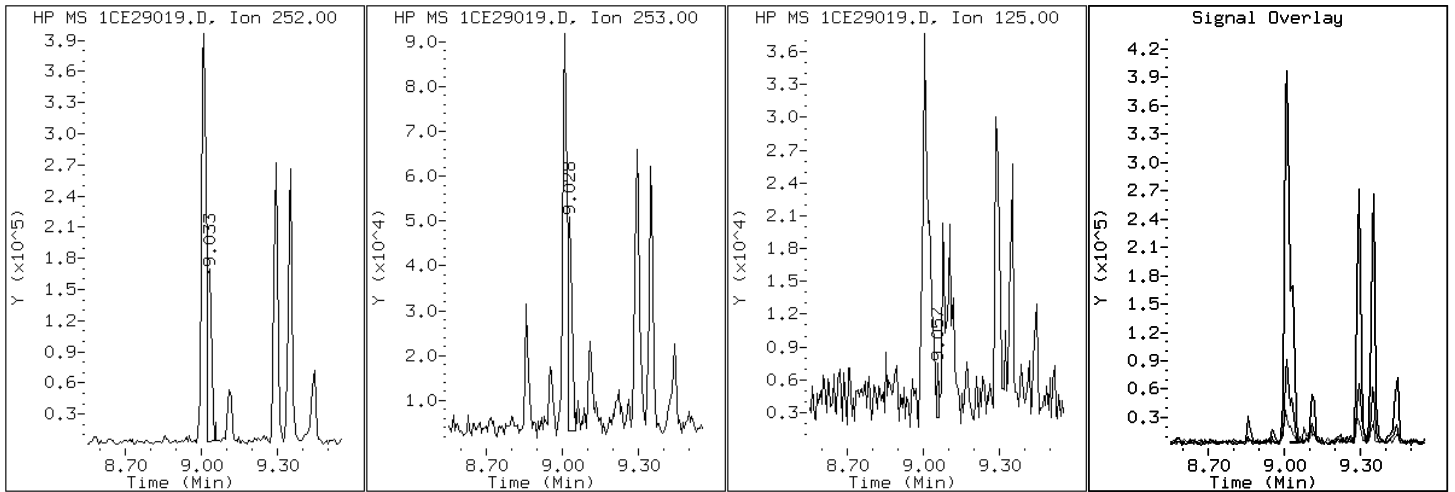
Client ID:

Instrument: BSMC5973.i

Sample Info: 680-90622-a-4-a

Operator: SCC

21 Benzo(k)fluoranthene





Data File: 1CE29019.D

Date: 29-MAY-2013 19:01

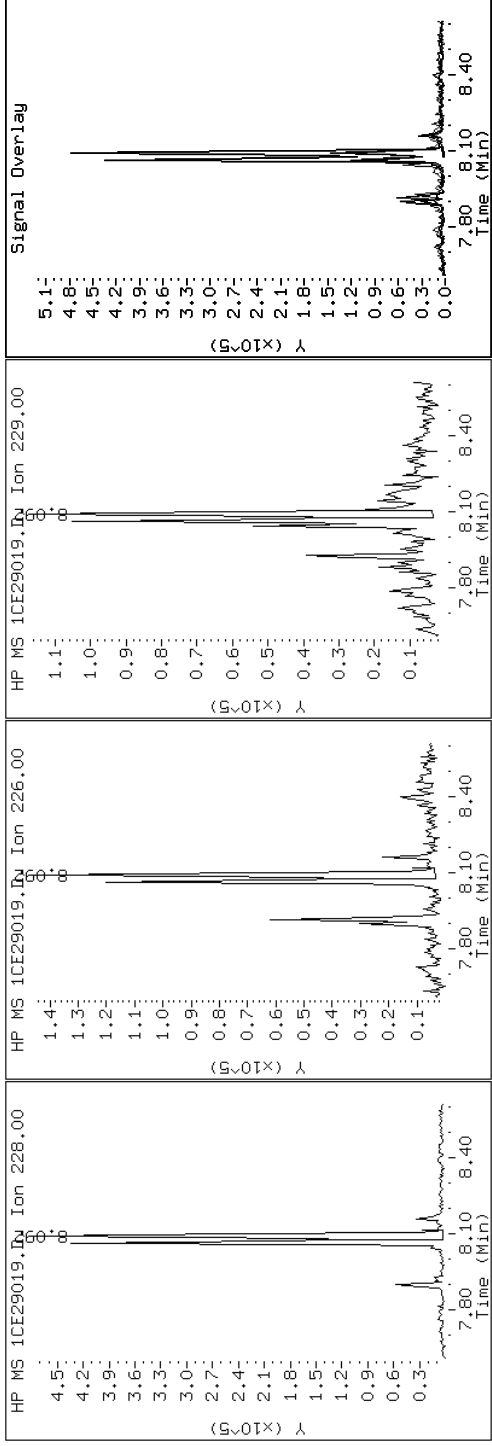
Client ID:

Instrument: BSMC5973.i

Sample Info: 680-90622-a-4-a

Operator: SCC

19 Chrysene



Data File: 1CE29019.D

Date: 29-MAY-2013 19:01

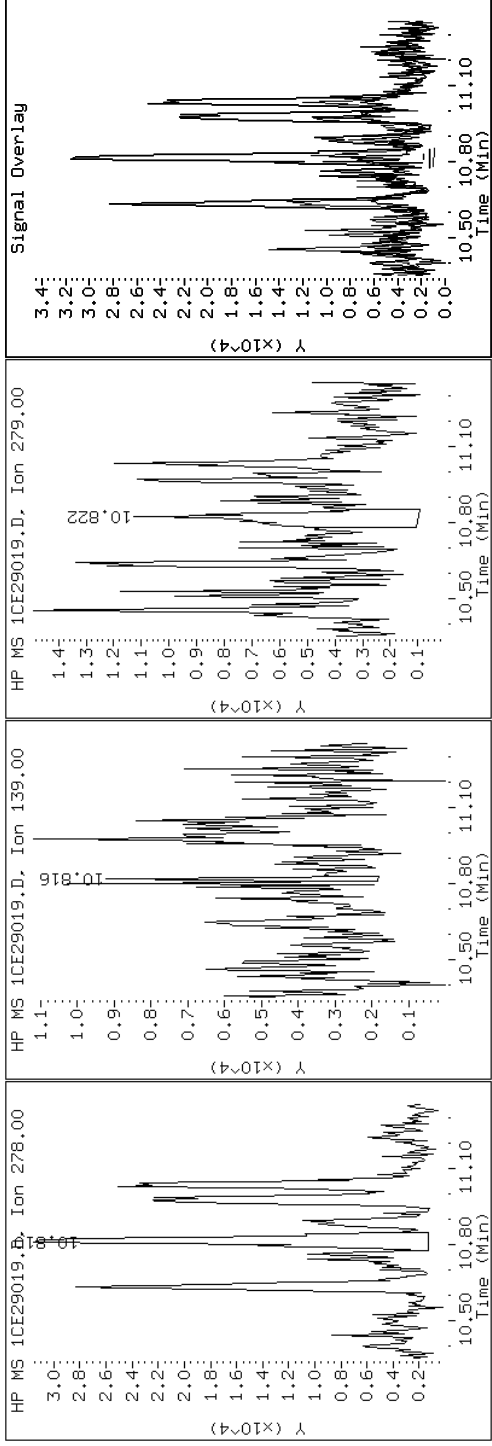
Client ID:

Instrument: BSMC5973.i

Sample Info: 680-90622-a-4-a

Operator: SCC

25 Dibenzo(a,h)anthracene



Data File: 1CE29019.D

Date: 29-MAY-2013 19:01

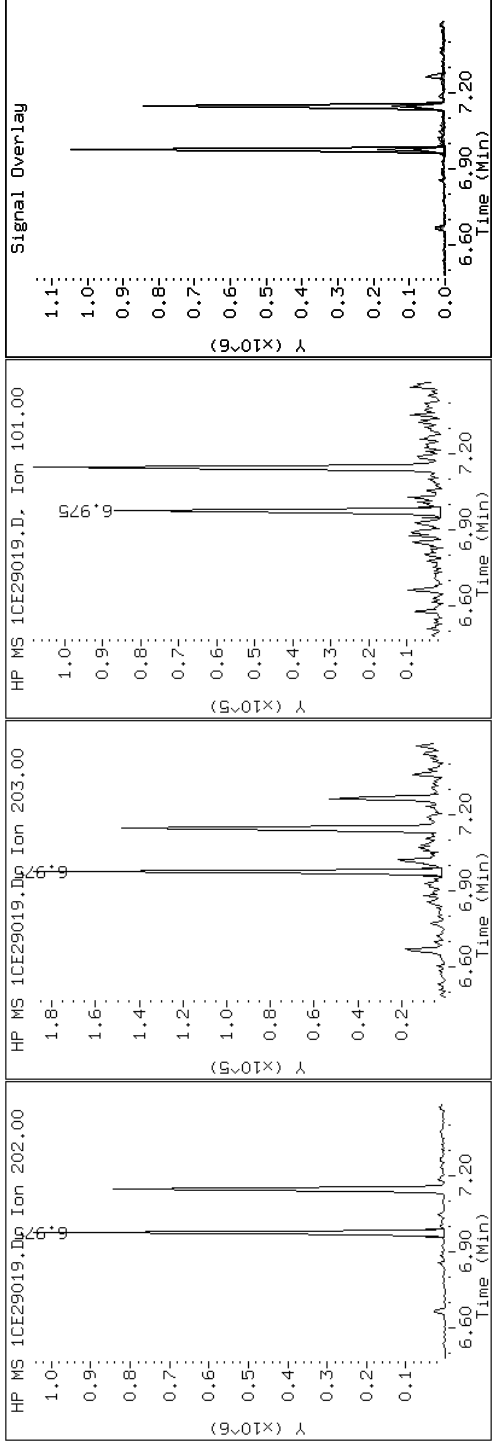
Client ID:

Instrument: BSMC5973.i

Sample Info: 680-90622-a-4-a

Operator: SCC

15 Fluoranthene



Data File: 1CE29019.D

Date: 29-MAY-2013 19:01

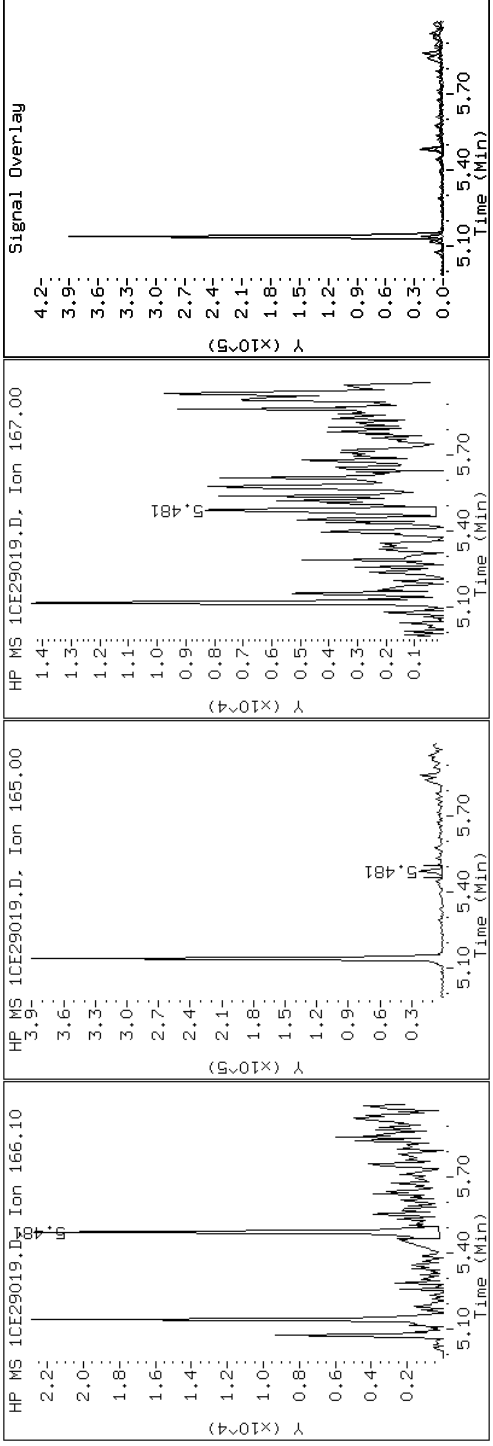
Client ID:

Instrument: BSMC5973.i

Sample Info: 680-90622-a-4-a

Operator: SCC

9 Fluorene



Data File: 1CE29019.D

Date: 29-MAY-2013 19:01

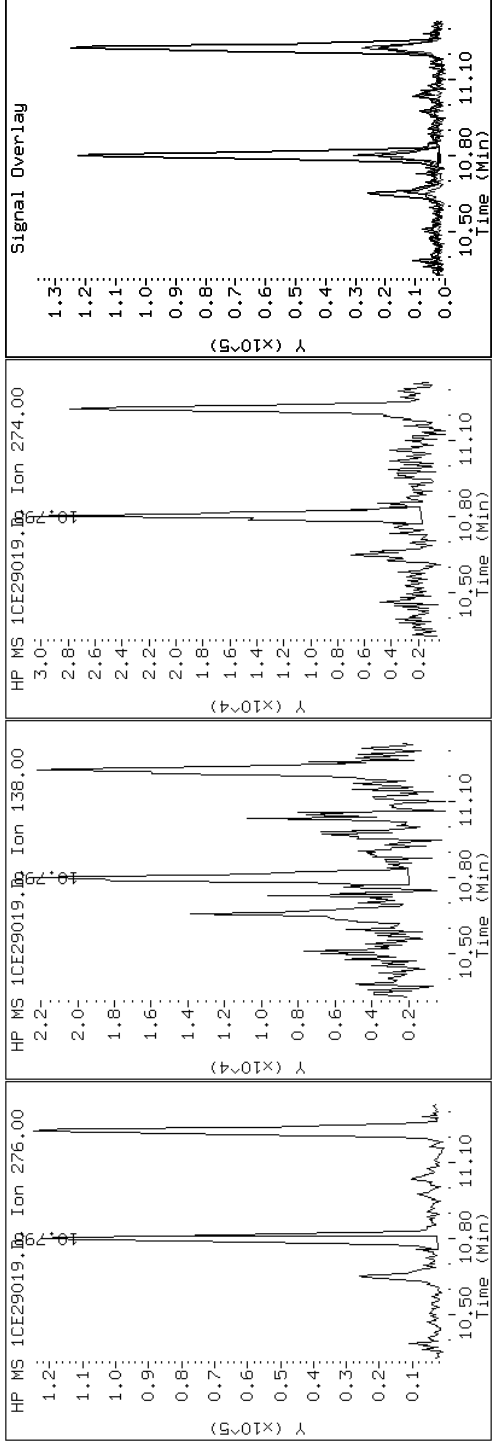
Client ID:

Instrument: BSMC5973.i

Sample Info: 680-90622-a-4-a

Operator: SCC

24 Indeno(1,2,3-cd)pyrene



Data File: 1CE29019.D

Date: 29-MAY-2013 19:01

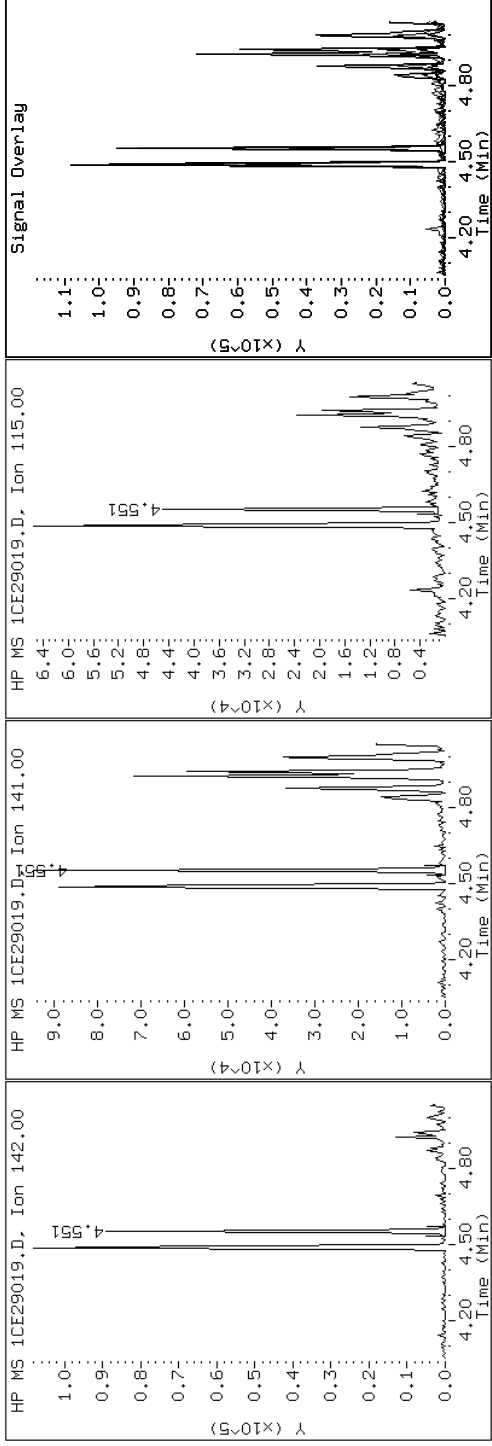
Client ID:

Instrument: BSMC5973.i

Sample Info: 680-90622-a-4-a

Operator: SCC

4 1-Methylnaphthalene



Data File: 1CE29019.D

Date: 29-MAY-2013 19:01

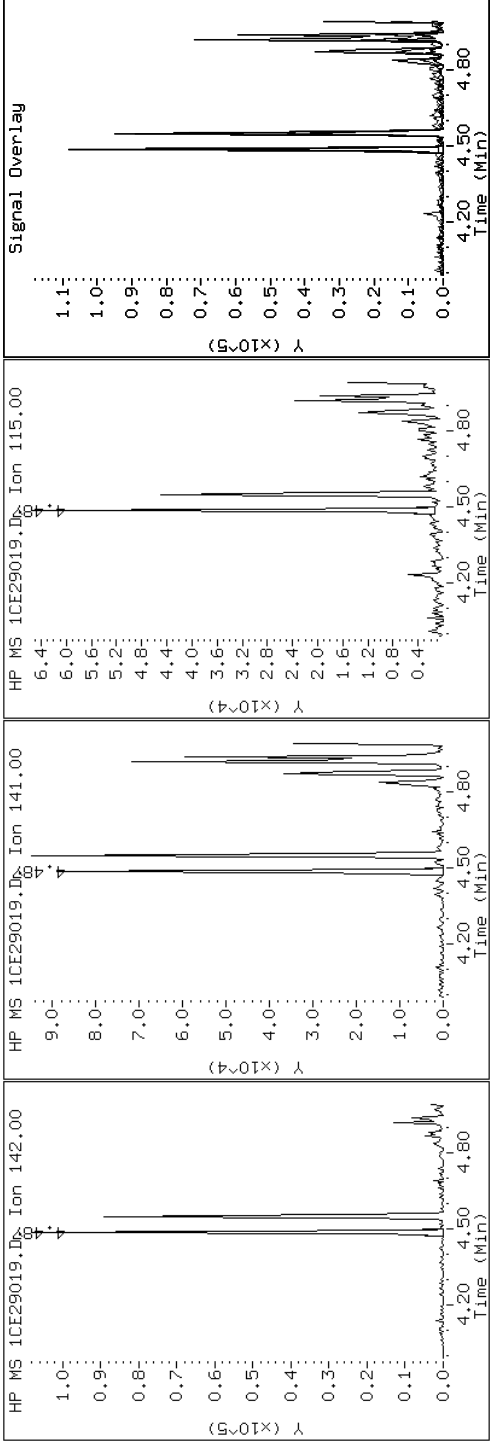
Client ID:

Instrument: BSMC5973.i

Sample Info: 680-90622-a-4-a

Operator: SCC

### 3 2-Methylnaphthalene



Data File: 1CE29019.D

Date: 29-MAY-2013 19:01

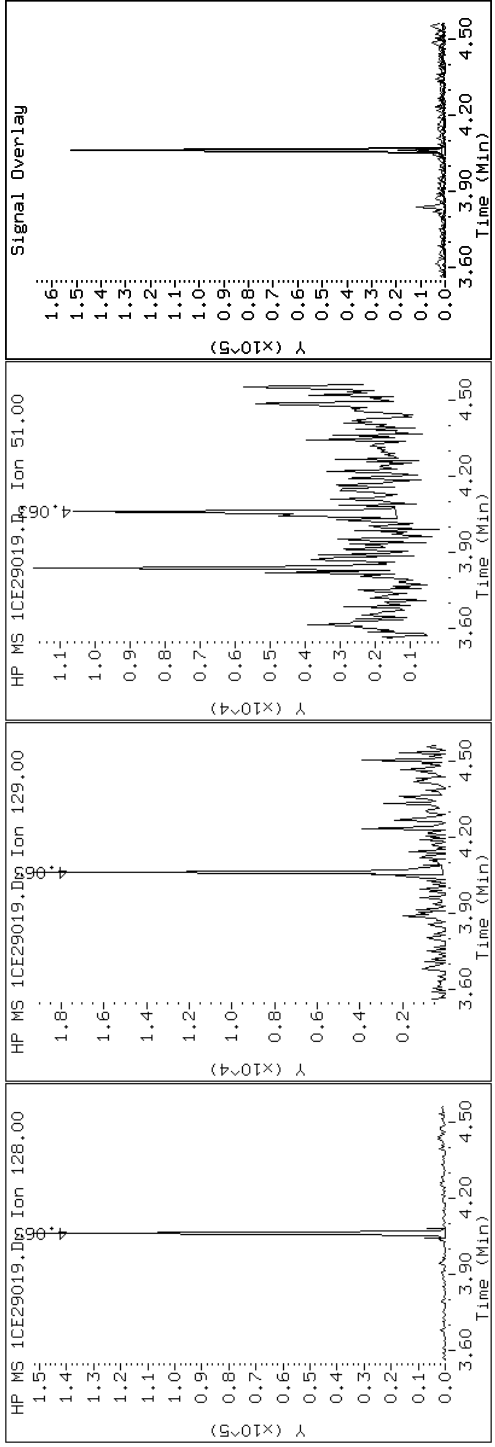
Client ID:

Instrument: BSMC5973.i

Sample Info: 680-90622-a-4-a

Operator: SCC

### 2 Naphthalene





Data File: 1CE29019.D

Date: 29-MAY-2013 19:01

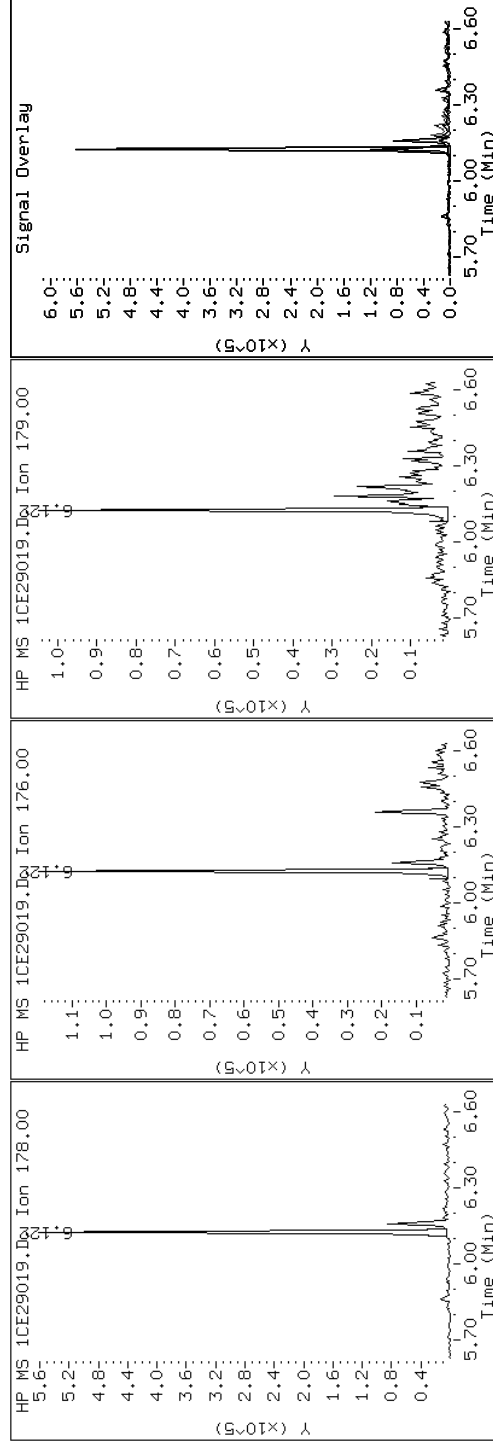
Client ID:

Instrument: BSMC5973.i

Sample Info: 680-90622-a-4-a

Operator: SCC

### 11 Phenanthrene



Data File: 1CE29019.D

Date: 29-MAY-2013 19:01

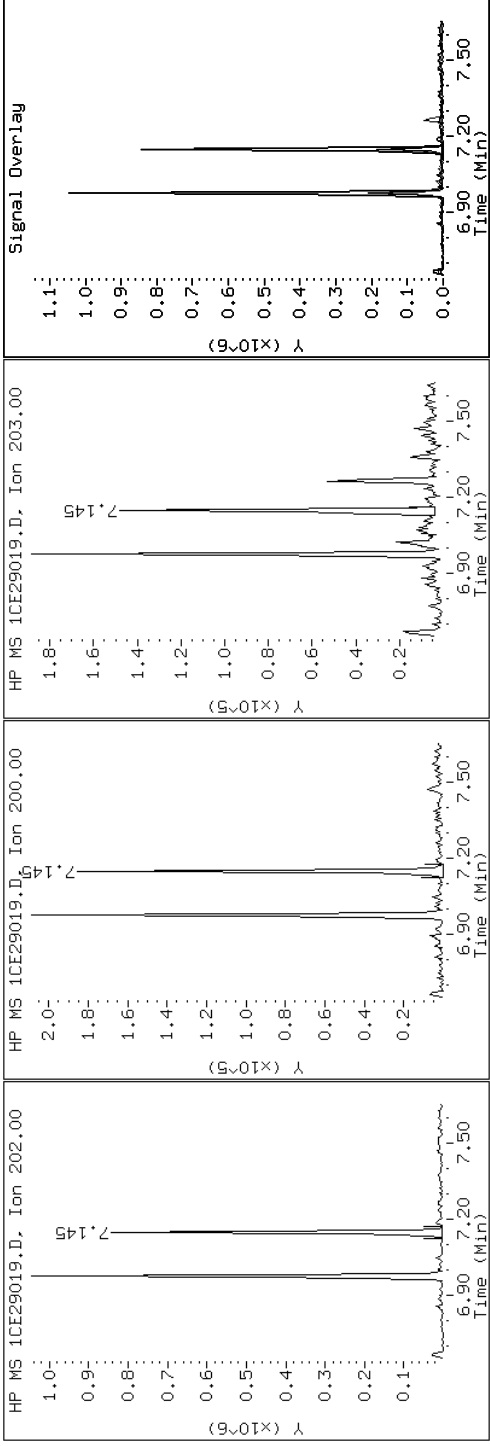
Client ID:

Instrument: BSMC5973.i

Sample Info: 680-90622-a-4-a

Operator: SCC

16 Pyrene

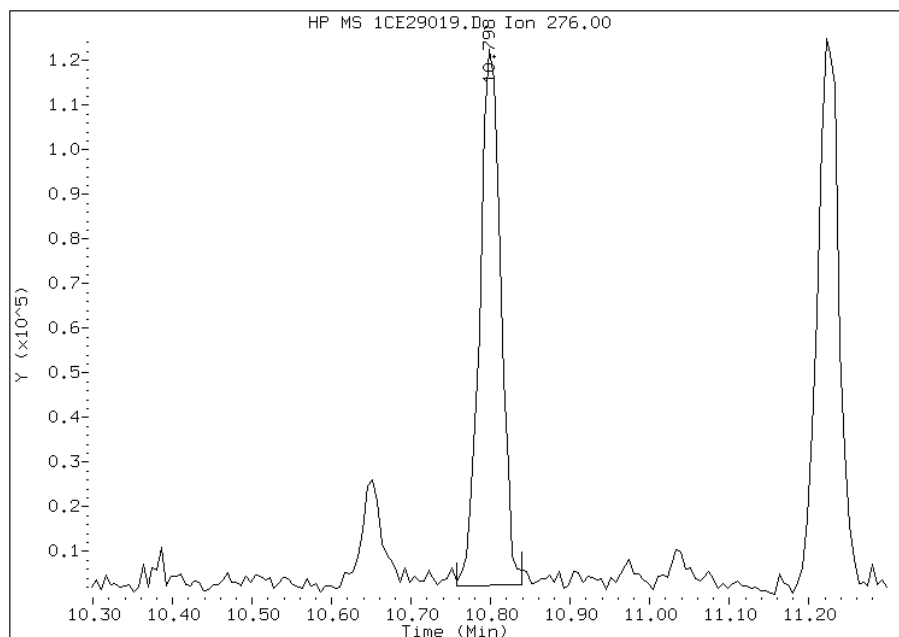


# Manual Integration Report

Data File: 1CE29019.D  
Inj. Date and Time: 29-MAY-2013 19:01  
Instrument ID: BSMC5973.i  
Client ID:  
Compound: 24 Indeno(1,2,3-cd)pyrene  
CAS #: 193-39-5  
Report Date: 06/03/2013

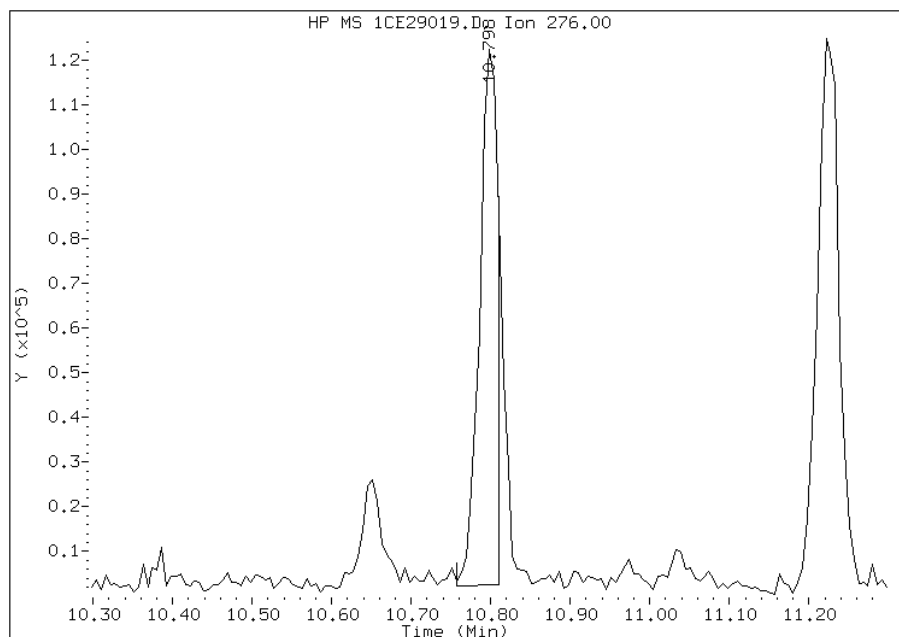
## Processing Integration Results

RT: 10.80  
Response: 221049  
Amount: 2  
Conc: 193



## Manual Integration Results

RT: 10.80  
Response: 190634  
Amount: 2  
Conc: 168



Manually Integrated By: cantins  
Modification Date: 03-Jun-2013 13:49  
Manual Integration Reason: Split Peak

FORM I  
GC/MS SEMI VOA ORGANICS ANALYSIS DATA SHEET

Lab Name: TestAmerica Tampa Job No.: 680-90622-1  
 SDG No.: 68090622-1  
 Client Sample ID: CV1198A-CS-SP Lab Sample ID: 680-90622-5  
 Matrix: Solid Lab File ID: 1CE29020.D  
 Analysis Method: 8270C LL Date Collected: 05/20/2013 13:18  
 Extract. Method: 3546 Date Extracted: 05/24/2013 06:38  
 Sample wt/vol: 15.15(g) Date Analyzed: 05/29/2013 19:20  
 Con. Extract Vol.: 1(mL) Dilution Factor: 1  
 Injection Volume: 1(uL) Level: (low/med) Low  
 % Moisture: 18.8 GPC Cleanup: (Y/N) N  
 Analysis Batch No.: 137885 Units: ug/Kg

CAS NO.	COMPOUND NAME	RESULT	Q	RL	MDL
83-32-9	Acenaphthene	120	U	120	24
208-96-8	Acenaphthylene	23	J	49	6.1
120-12-7	Anthracene	26		10	5.1
56-55-3	Benzo[a]anthracene	150		9.8	4.8
50-32-8	Benzo[a]pyrene	160		13	6.3
205-99-2	Benzo[b]fluoranthene	310		15	7.4
191-24-2	Benzo[g,h,i]perylene	160		24	5.4
207-08-9	Benzo[k]fluoranthene	76		9.8	4.4
218-01-9	Chrysene	230		11	5.5
53-70-3	Dibenz(a,h)anthracene	52		24	5.0
206-44-0	Fluoranthene	250		24	4.9
86-73-7	Fluorene	6.7	J	24	5.0
193-39-5	Indeno[1,2,3-cd]pyrene	130		24	8.7
90-12-0	1-Methylnaphthalene	62		49	5.4
91-57-6	2-Methylnaphthalene	68		49	8.7
91-20-3	Naphthalene	52		49	5.4
85-01-8	Phenanthrene	160	B	9.8	4.8
129-00-0	Pyrene	250		24	4.5

CAS NO.	SURROGATE	%REC	Q	LIMITS
84-15-1	o-Terphenyl	56		30-130

TestAmerica Laboratories

Semivolatiles 8270C low level PAH

Data file : \\tam-chemsvr\chem\SM\BSMC5973.i\1C052913.b\1CE29020.D  
 Lab Smp Id: 680-90622-A-5-A Client Smp ID: CV1198A-CS-SP  
 Inj Date : 29-MAY-2013 19:20  
 Operator : SCC Inst ID: BSMC5973.i  
 Smp Info : 680-90622-a-5-a  
 Misc Info : 680-90622-A-5-A  
 Comment :  
 Method : \\tam-chemsvr\chem\SM\BSMC5973.i\1C052913.b\a-bFASTPAHi-m.m  
 Meth Date : 30-May-2013 11:17 cantins Quant Type: ISTD  
 Cal Date : 22-MAY-2013 18:05 Cal File: 1CE22020.D  
 Als bottle: 18  
 Dil Factor: 1.00000  
 Integrator: HP RTE Compound Sublist: pah.sub  
 Target Version: 4.14  
 Processing Host: TAM1000

Concentration Formula:

$$\text{Amt} * \text{DF} * 1/\text{Vi} * \text{Vt}/\text{Ws} * 100/(100 - \text{M}) * \text{A} * \text{B} * \text{C} * \text{D} * \text{GPC} * \text{CpndVariable}$$

Name	Value	Description
DF	1.000	Dilution Factor
Vi	1.000	Injection Volume
Vt	1.000	Final Volume
Ws	15.150	Weight Extracted
M	18.838	% Moisture
A	1000.000	uL to mL conversion
B	1000.000	g to kg conversion
C	0.00100	ng to ug conversion
D	1.000	ug to mg conversion(value = 1 if no conv)
GPC	1.000	GPC FACTOR
Cpnd Variable		Local Compound Variable

Compounds	QUANT	SIG	MASS	RT	EXP RT	REL RT	RESPONSE	CONCENTRATIONS	
								ON-COLUMN	FINAL
								(ug/ml)	(ug/Kg)
* 1 Naphthalene-d8	136		4.051	4.051	(1.000)	2754933	40.0000		
* 6 Acenaphthene-d10	164		5.139	5.140	(1.000)	2092764	40.0000		
* 10 Phenanthrene-d10	188		6.110	6.110	(1.000)	3751330	40.0000		
\$ 14 o-Terphenyl	230		6.357	6.363	(1.040)	329614	5.64058	458.7296	
* 18 Chrysene-d12	240		8.074	8.086	(1.000)	4025357	40.0000		
* 23 Perylene-d12	264		9.415	9.433	(1.000)	4013787	40.0000		
2 Naphthalene	128		4.063	4.062	(1.003)	49233	0.63327	51.5018	
3 2-Methylnaphthalene	142		4.486	4.493	(1.107)	36143	0.83815	68.1642	
4 1-Methylnaphthalene	142		4.551	4.551	(1.123)	32147	0.75771	61.6219	
5 Acenaphthylene	152		5.051	5.051	(0.983)	22202	0.27674	22.5061	
9 Fluorene	166		5.480	5.487	(1.066)	5265	0.08202	6.6701(Q)	
11 Phenanthrene	178		6.121	6.128	(1.002)	218298	1.96966	160.1861	
12 Anthracene	178		6.157	6.163	(1.008)	33377	0.32507	26.4366	
13 Carbazole	167		6.263	6.263	(1.025)	27338	0.39991	32.5232	

Compounds	QUANT SIG	RT	EXP RT	REL RT	RESPONSE	CONCENTRATIONS	
						ON-COLUMN (ug/ml)	FINAL (ug/Kg)
15 Fluoranthene	202	6.974	6.981	(1.142)	349944	3.08910	251.2260
16 Pyrene	202	7.145	7.151	(0.885)	333143	3.06487	249.2558
17 Benzo(a)anthracene	228	8.062	8.081	(0.999)	208030	1.87419	152.4217
19 Chrysene	228	8.092	8.109	(1.002)	315746	2.82536	229.7773
20 Benzo(b)fluoranthene	252	9.009	9.028	(0.957)	369868	3.75056	305.0205
21 Benzo(k)fluoranthene	252	9.033	9.051	(0.959)	103548	0.94011	76.4561(Q)
22 Benzo(a)pyrene	252	9.351	9.369	(0.993)	183053	1.91579	155.8050
24 Indeno(1,2,3-cd)pyrene	276	10.798	10.827	(1.147)	151493	1.56963	127.6527(M)
25 Dibenzo(a,h)anthracene	278	10.815	10.850	(1.149)	54926	0.64113	52.1410
26 Benzo(g,h,i)perylene	276	11.227	11.256	(1.192)	184101	1.97435	160.5670

QC Flag Legend

- Q - Qualifier signal failed the ratio test.
- M - Compound response manually integrated.

Data File: 1CE29020.D

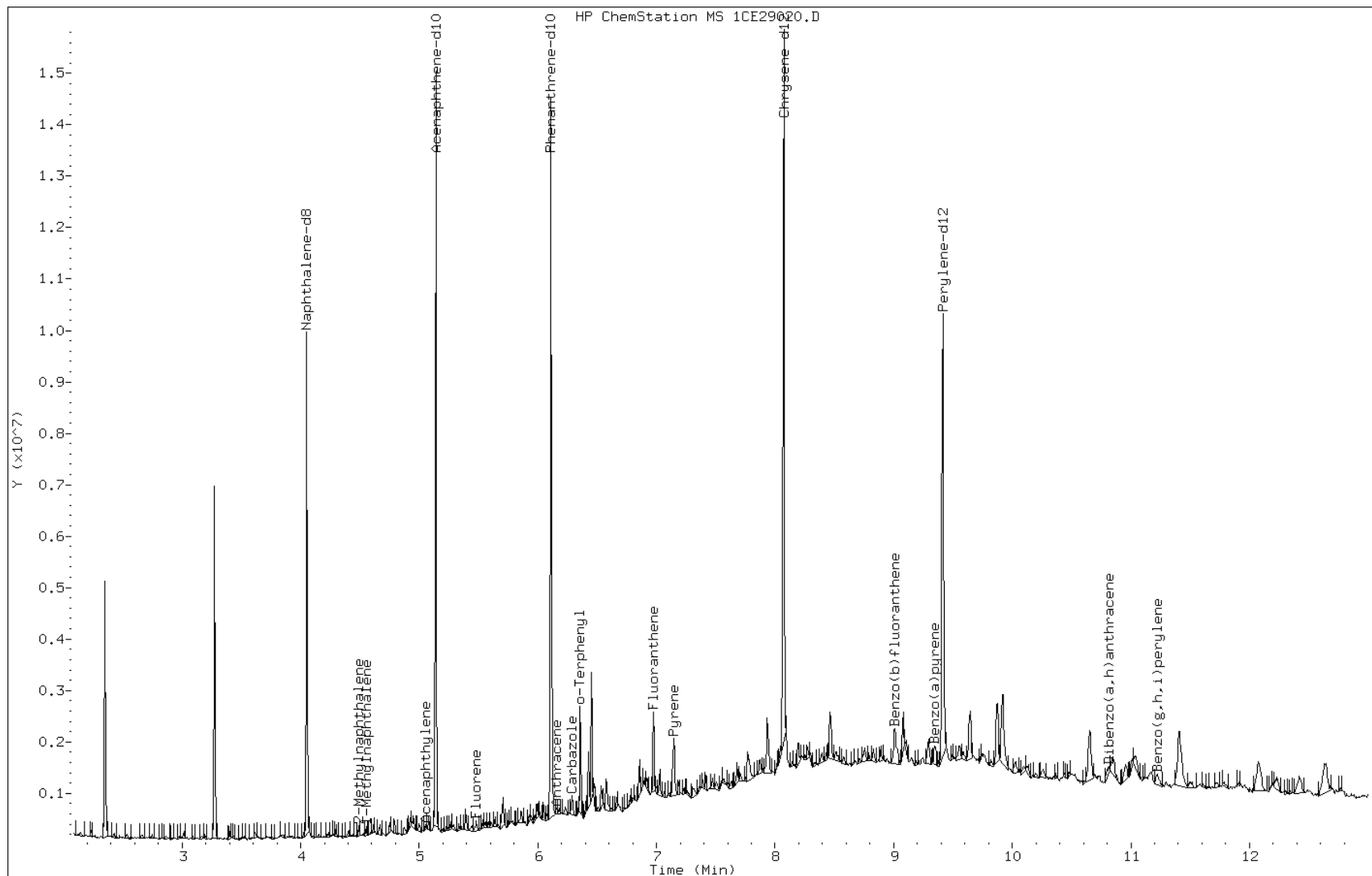
Date: 29-MAY-2013 19:20

Client ID: CV1198A-CS-SP

Instrument: BSMC5973.i

Sample Info: 680-90622-a-5-a

Operator: SCC



Data File: 1CE29020.D

Date: 29-MAY-2013 19:20

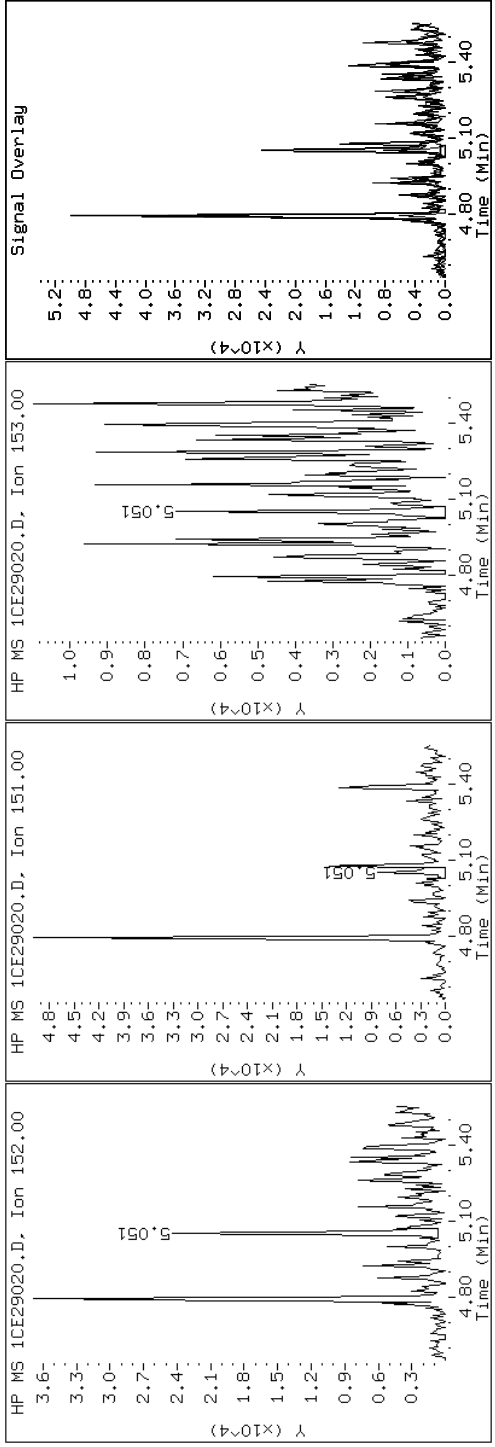
Client ID: CV1198A-CS-SP

Instrument: BSMC5973.i

Sample Info: 680-90622-a-5-a

Operator: SCC

### 5 Acenaphthylene





Data File: 1CE29020.D

Date: 29-MAY-2013 19:20

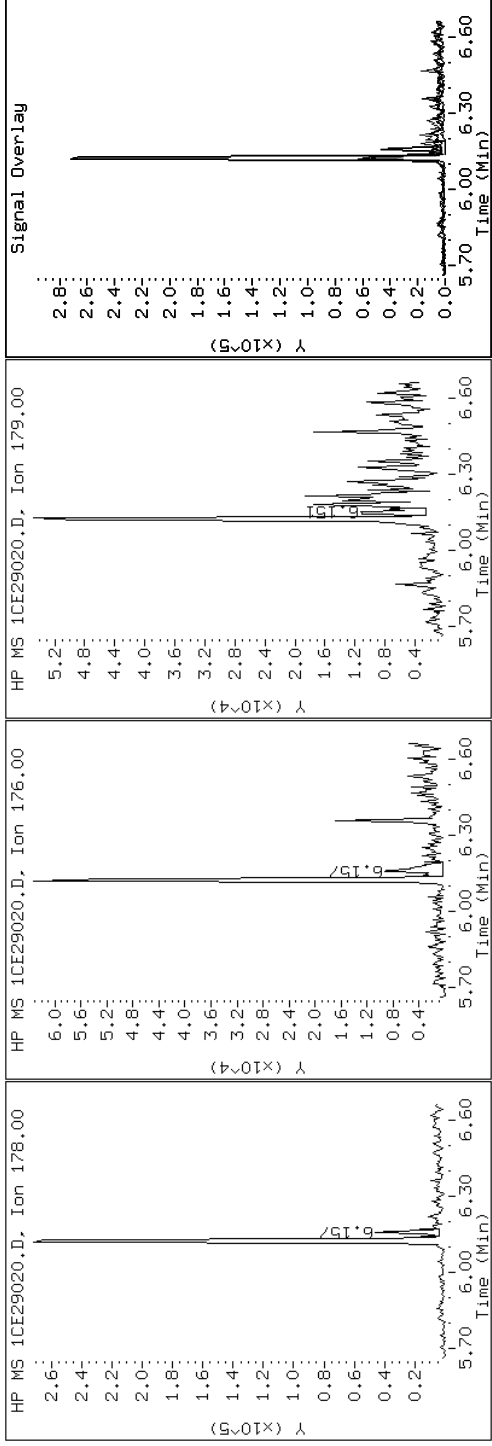
Client ID: CV1198A-CS-SP

Instrument: BSMC5973.i

Sample Info: 680-90622-a-5-a

Operator: SCC

12 Anthracene



Data File: 1CE29020.D

Date: 29-MAY-2013 19:20

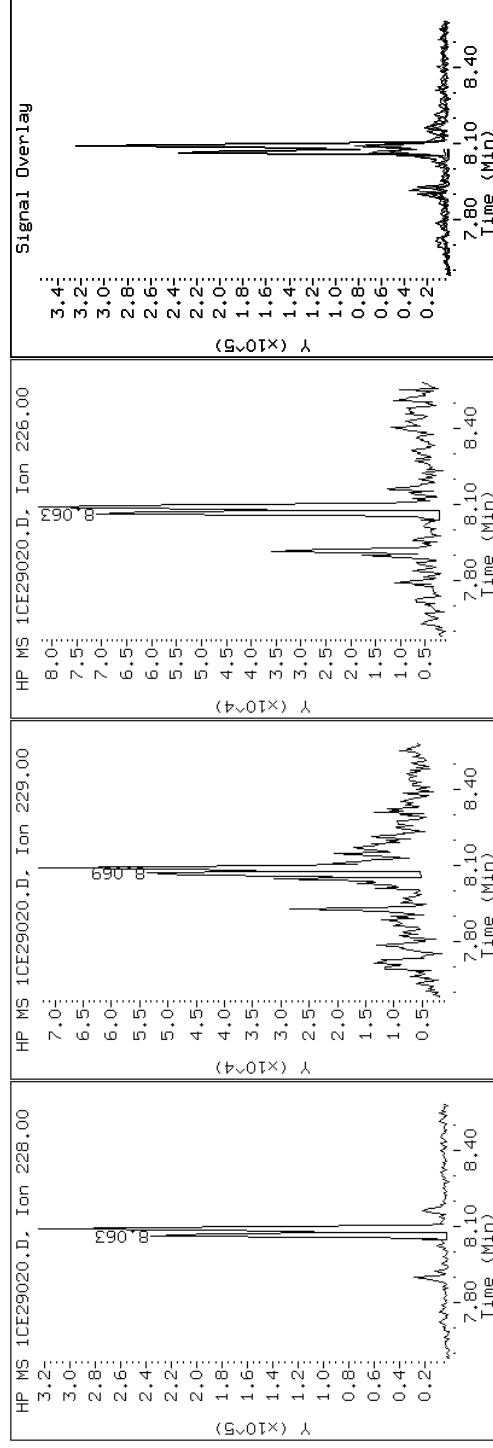
Client ID: CV1198A-CS-SP

Instrument: BSMC5973.i

Sample Info: 680-90622-a-5-a

Operator: SCC

17 Benzo(a)anthracene



Data File: 1CE29020.D

Date: 29-MAY-2013 19:20

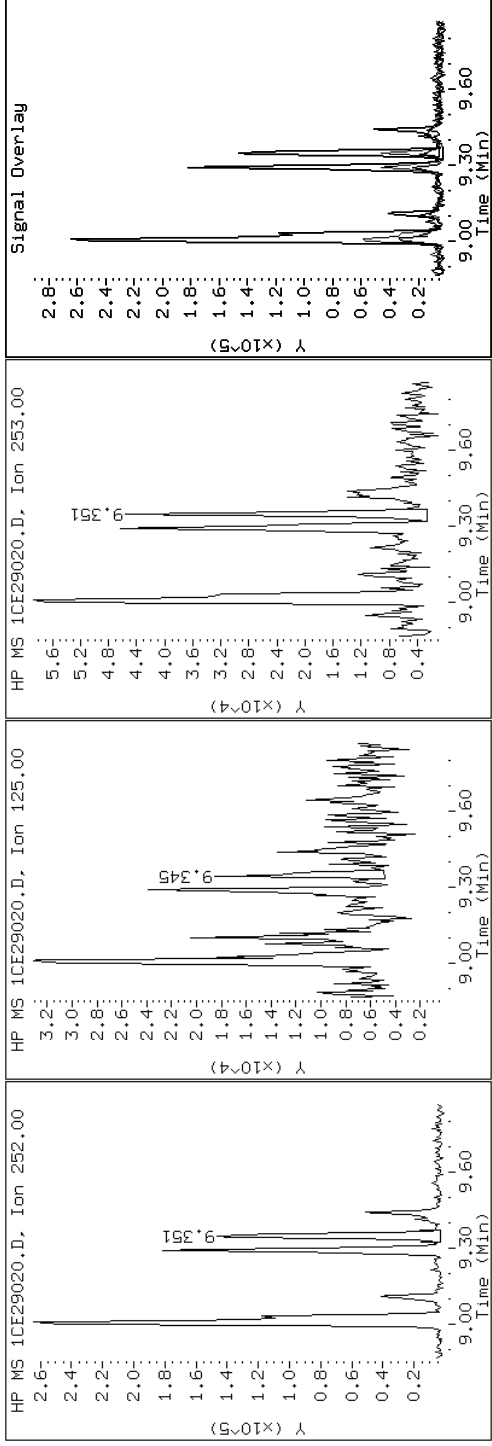
Client ID: CV1198A-CS-SP

Instrument: BSMC5973.i

Sample Info: 680-90622-a-5-a

Operator: SCC

22 Benzo(a)pyrene



Data File: 1CE29020.D

Date: 29-MAY-2013 19:20

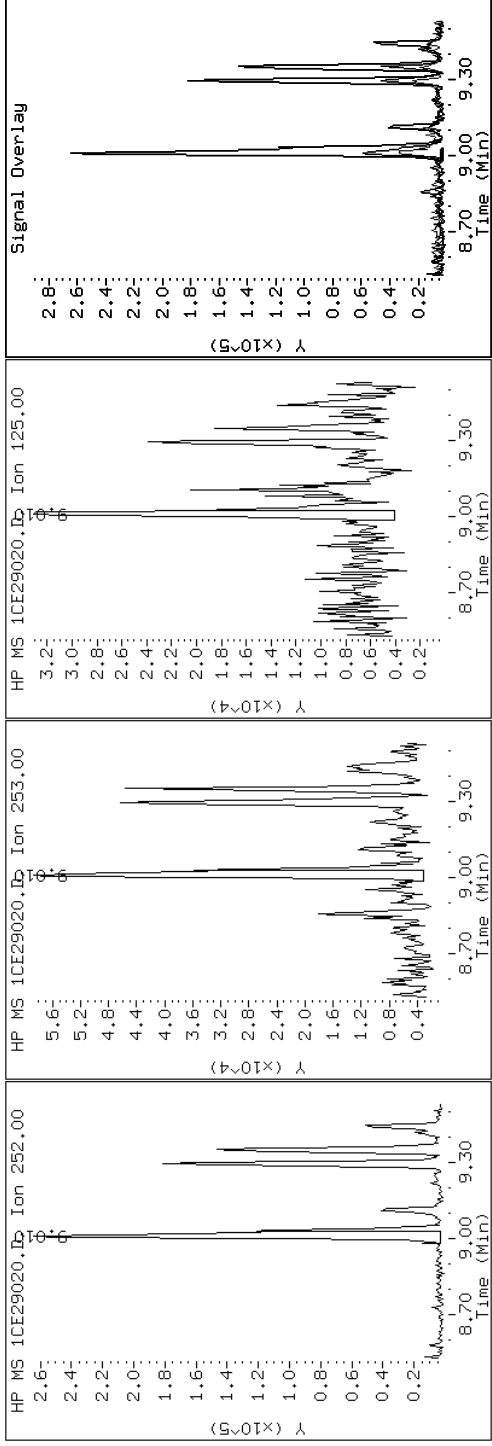
Client ID: CV1198A-CS-SP

Instrument: BSMC5973.i

Sample Info: 680-90622-a-5-a

Operator: SCC

20 Benzo(b)fluoranthene



Data File: 1CE29020.D

Date: 29-MAY-2013 19:20

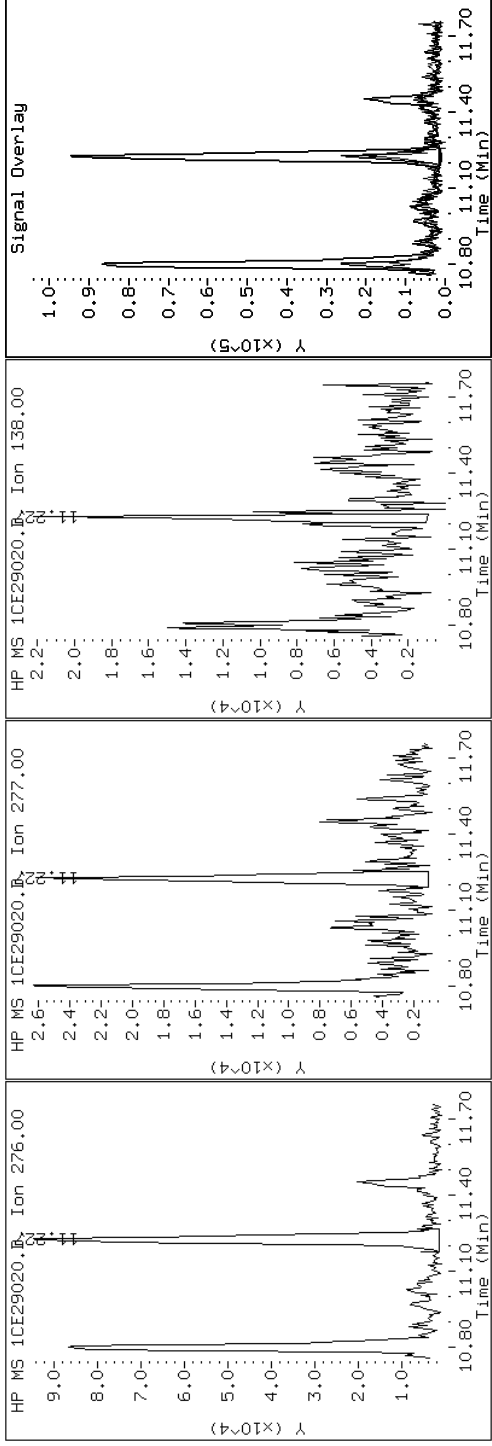
Client ID: CV1198A-CS-SP

Instrument: BSMC5973.i

Sample Info: 680-90622-a-5-a

Operator: SCC

26 Benzo(g,h,i)perylene



Data File: 1CE29020.D

Date: 29-MAY-2013 19:20

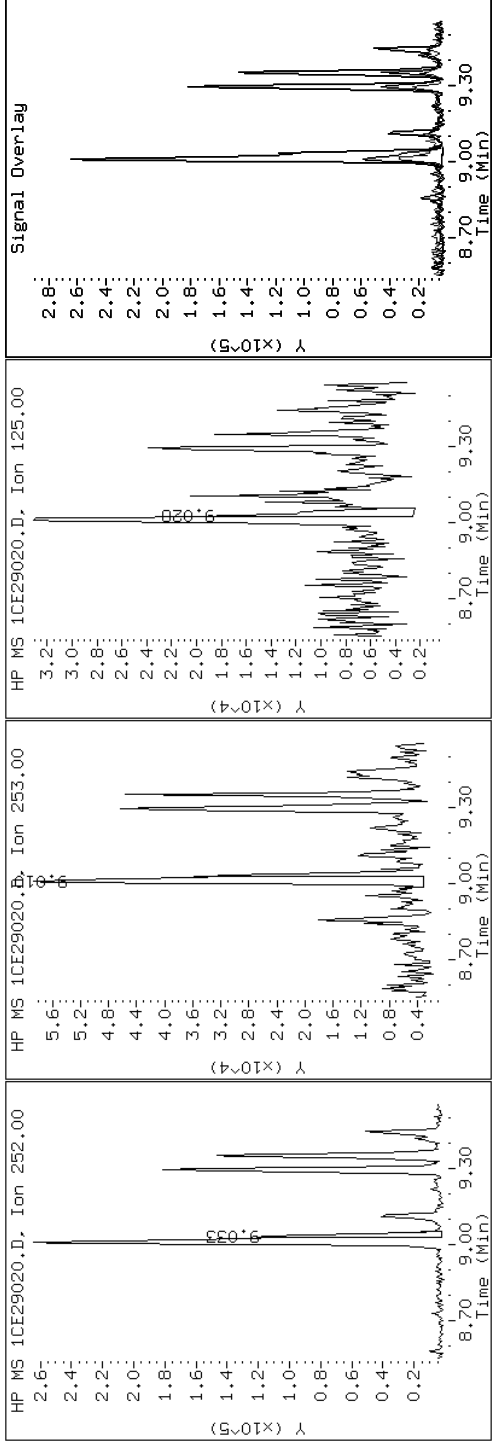
Client ID: CV1198A-CS-SP

Instrument: BSMC5973.i

Sample Info: 680-90622-a-5-a

Operator: SCC

21 Benzo(k)fluoranthene



Data File: 1CE29020.D

Date: 29-MAY-2013 19:20

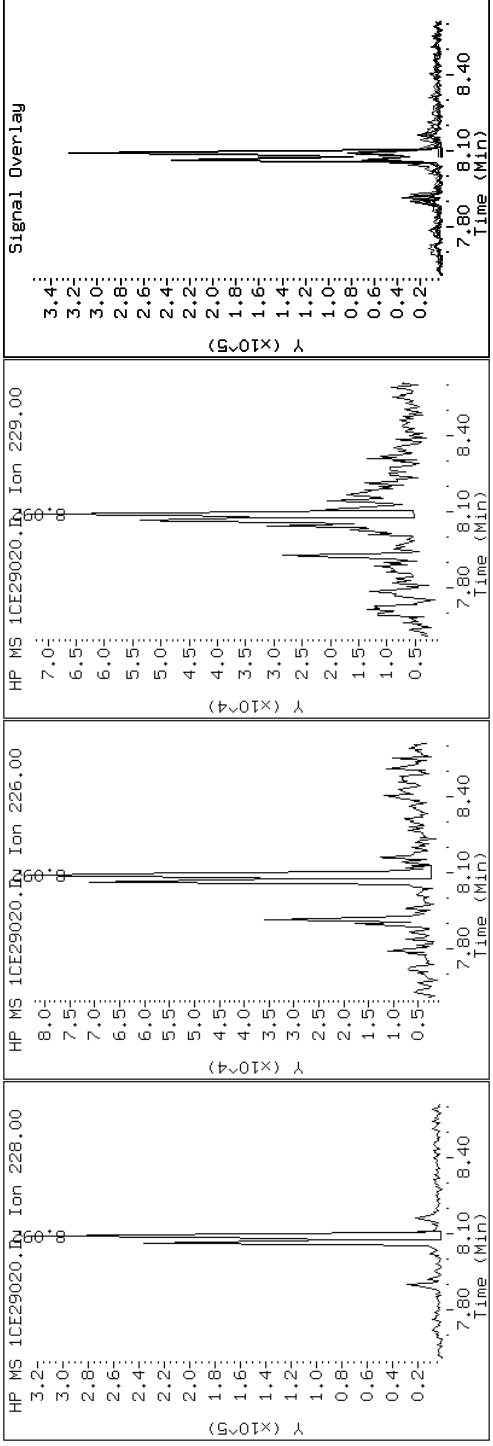
Client ID: CV1198A-CS-SP

Instrument: BSMC5973.i

Sample Info: 680-90622-a-5-a

Operator: SCC

19 Chrysene



Data File: 1CE29020.D

Date: 29-MAY-2013 19:20

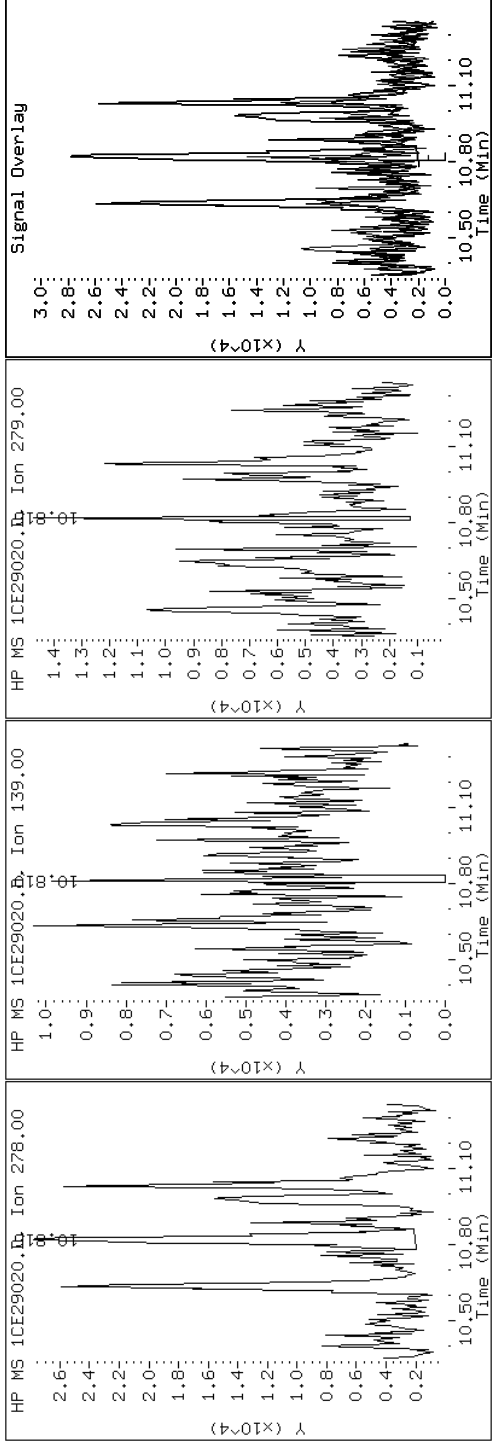
Client ID: CV1198A-CS-SP

Instrument: BSMC5973.i

Sample Info: 680-90622-a-5-a

Operator: SCC

25 Dibenzo(a,h)anthracene





Data File: 1CE29020.D

Date: 29-MAY-2013 19:20

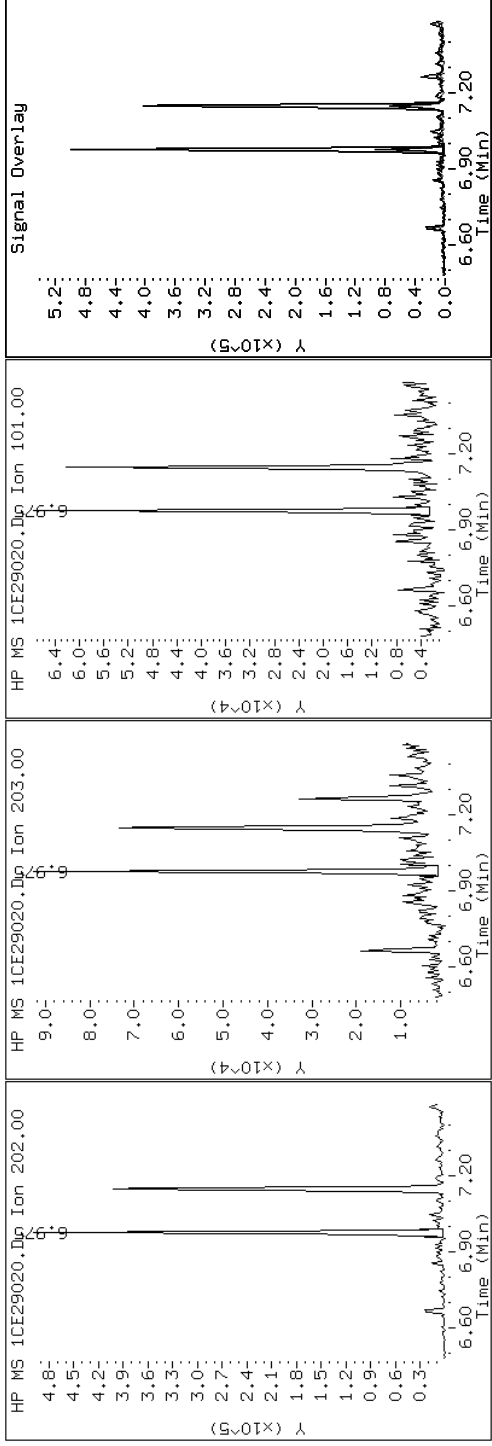
Client ID: CV1198A-CS-SP

Instrument: BSMC5973.i

Sample Info: 680-90622-a-5-a

Operator: SCC

15 Fluoranthene



Data File: 1CE29020.D

Date: 29-MAY-2013 19:20

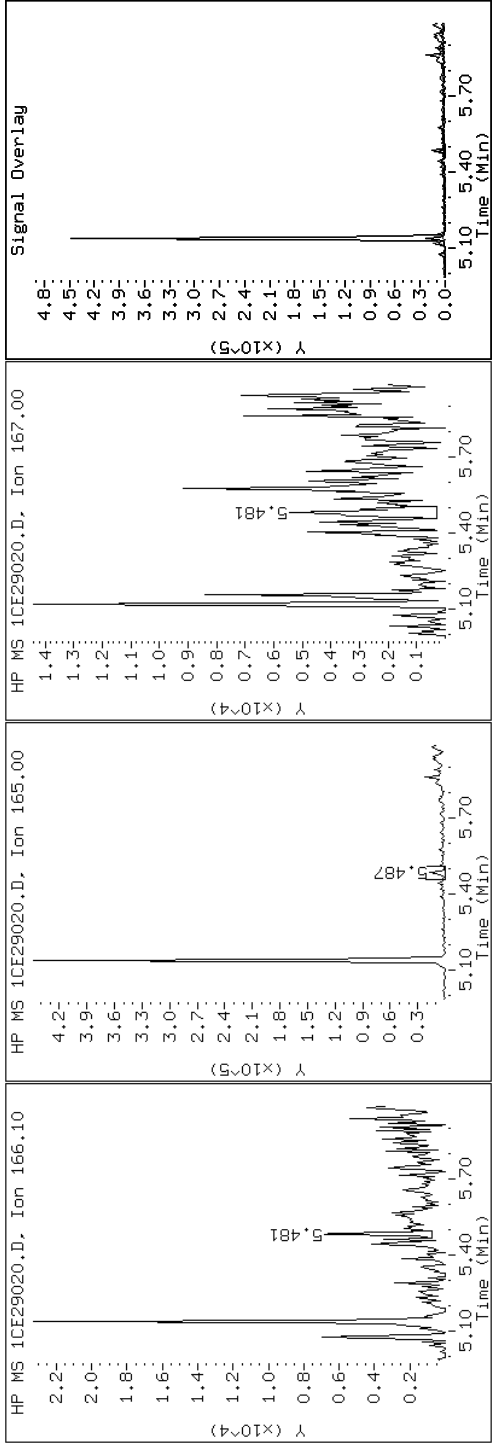
Client ID: CV1198A-CS-SP

Instrument: BSMC5973.i

Sample Info: 680-90622-a-5-a

Operator: SCC

9 Fluorene



Data File: 1CE29020.D

Date: 29-MAY-2013 19:20

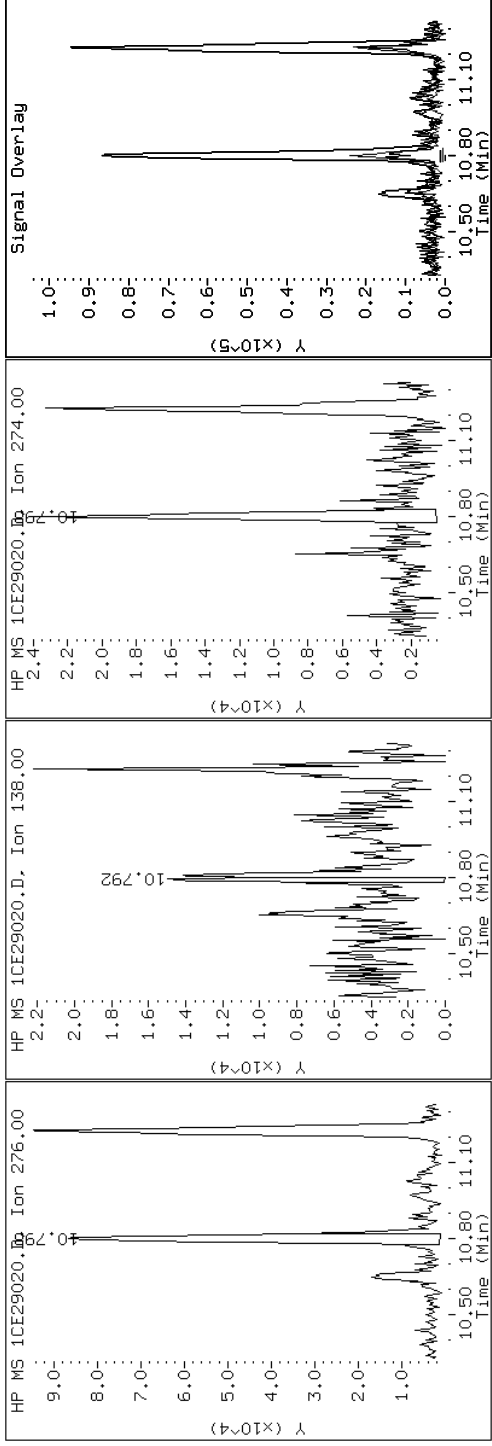
Client ID: CV1198A-CS-SP

Instrument: BSMC5973.i

Sample Info: 680-90622-a-5-a

Operator: SCC

24 Indeno(1,2,3-cd)pyrene



Data File: 1CE29020.D

Date: 29-MAY-2013 19:20

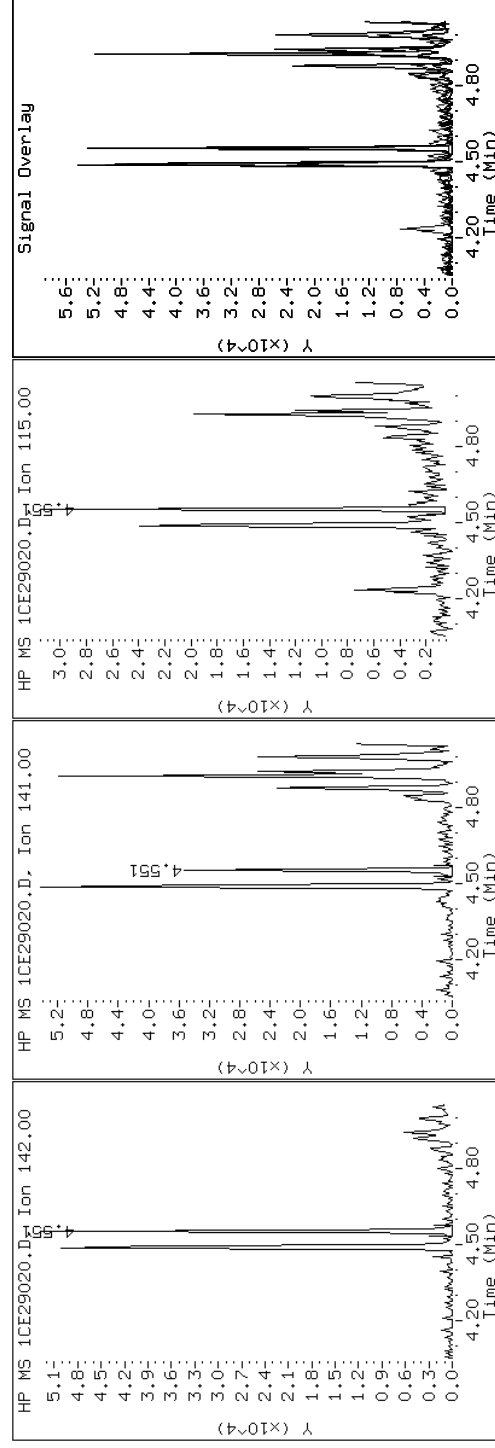
Client ID: CV1198A-CS-SP

Instrument: BSMC5973.i

Sample Info: 680-90622-a-5-a

Operator: SCC

### 4 1-Methylnaphthalene



Data File: 1CE29020.D

Date: 29-MAY-2013 19:20

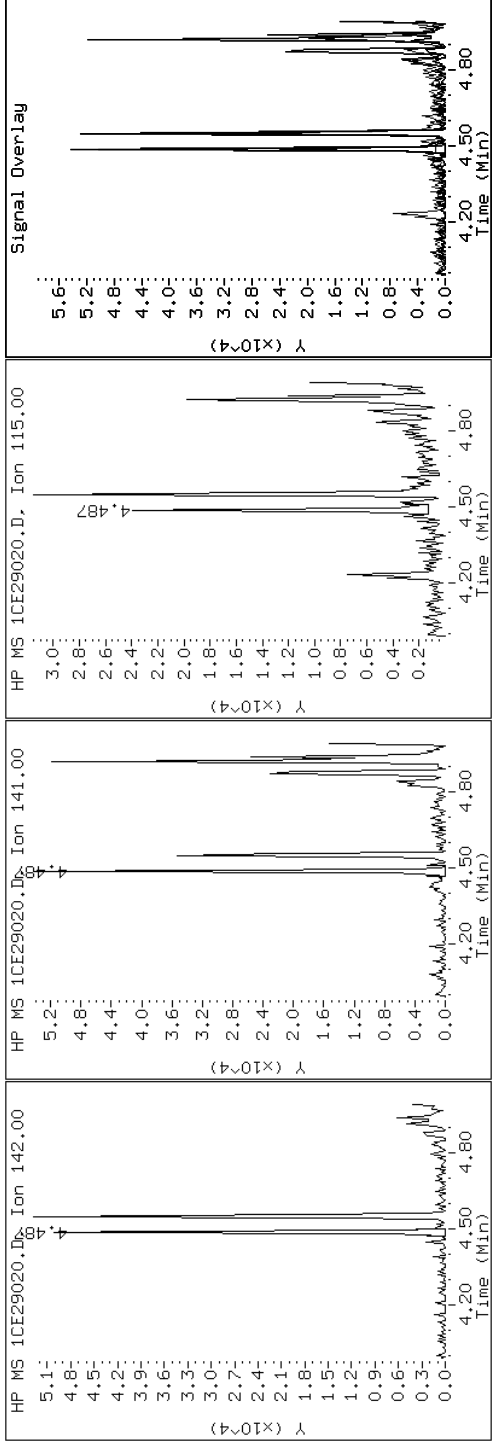
Client ID: CV1198A-CS-SP

Instrument: BSMC5973.i

Sample Info: 680-90622-a-5-a

Operator: SCC

### 3 2-Methylnaphthalene



Data File: 1CE29020.D

Date: 29-MAY-2013 19:20

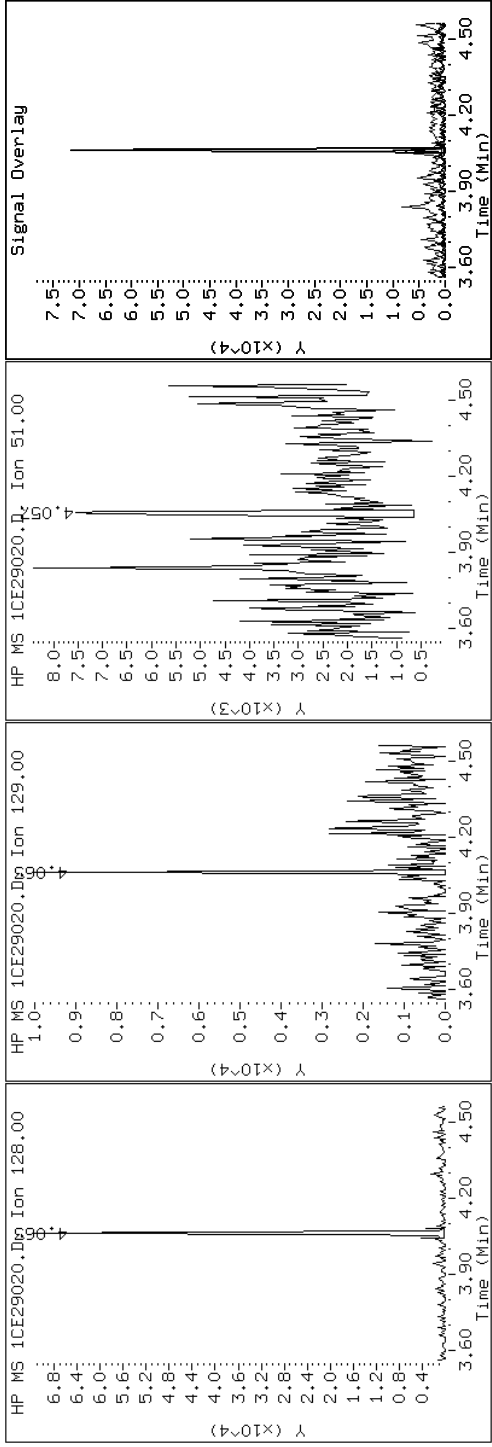
Client ID: CV1198A-CS-SP

Instrument: BSMC5973.i

Sample Info: 680-90622-a-5-a

Operator: SCC

2 Naphthalene



Data File: 1CE29020.D

Date: 29-MAY-2013 19:20

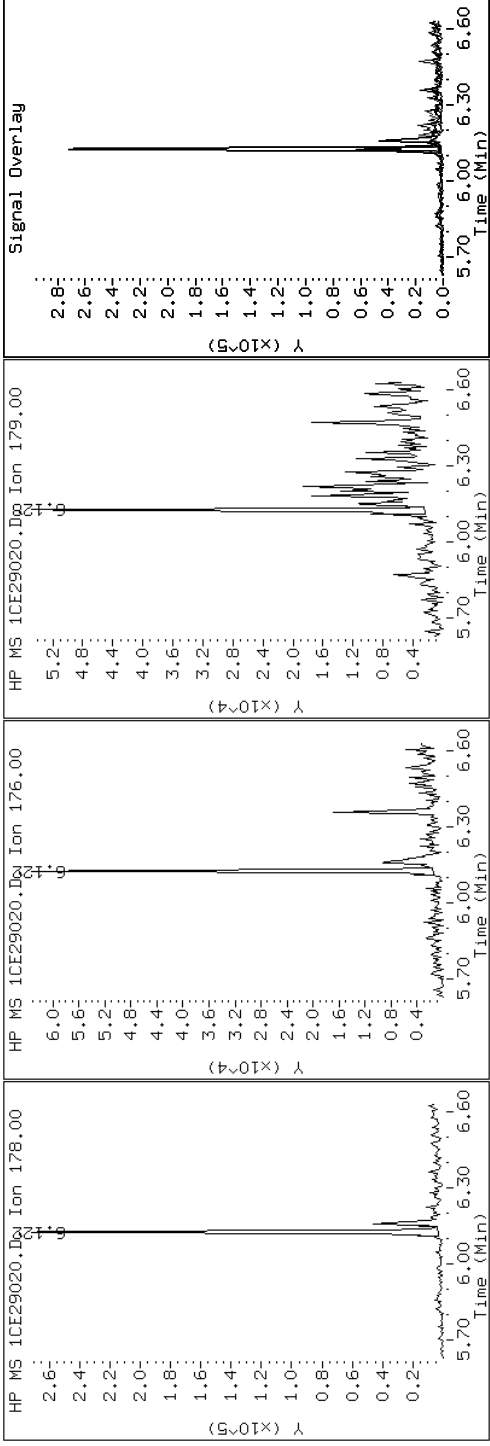
Client ID: CV1198A-CS-SP

Instrument: BSMC5973.i

Sample Info: 680-90622-a-5-a

Operator: SCC

11 Phenanthrene



Data File: 1CE29020.D

Date: 29-MAY-2013 19:20

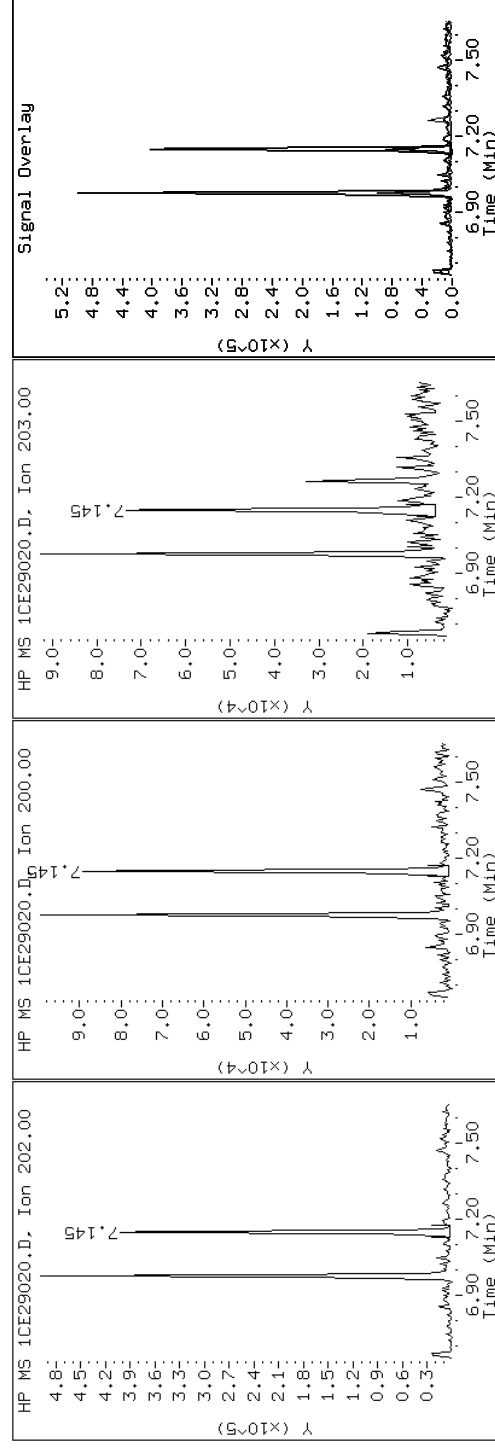
Client ID: CV1198A-CS-SP

Instrument: BSMC5973.i

Sample Info: 680-90622-a-5-a

Operator: SCC

16 Pyrene



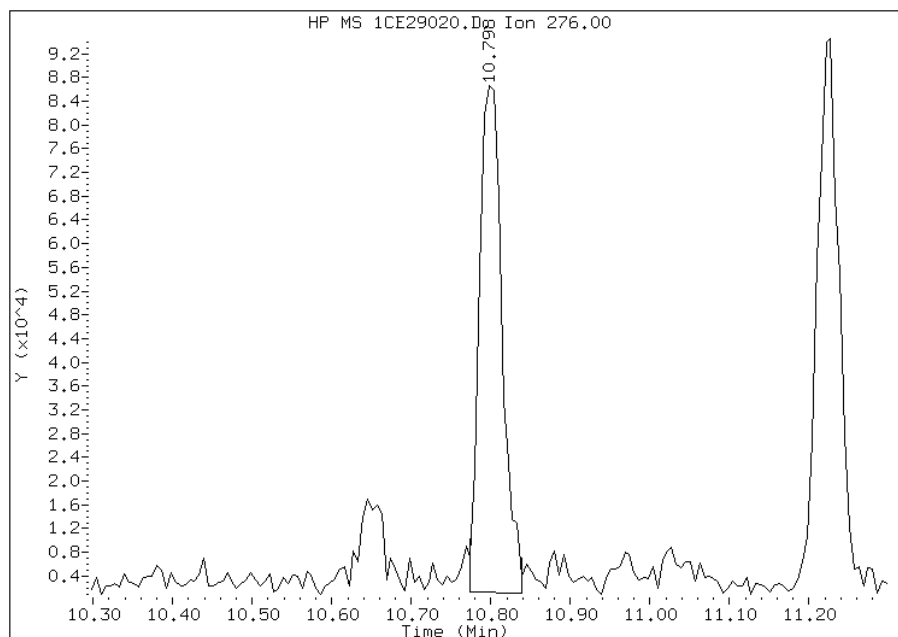


# Manual Integration Report

Data File: 1CE29020.D  
Inj. Date and Time: 29-MAY-2013 19:20  
Instrument ID: BSMC5973.i  
Client ID: CV1198A-CS-SP  
Compound: 24 Indeno(1,2,3-cd)pyrene  
CAS #: 193-39-5  
Report Date: 06/03/2013

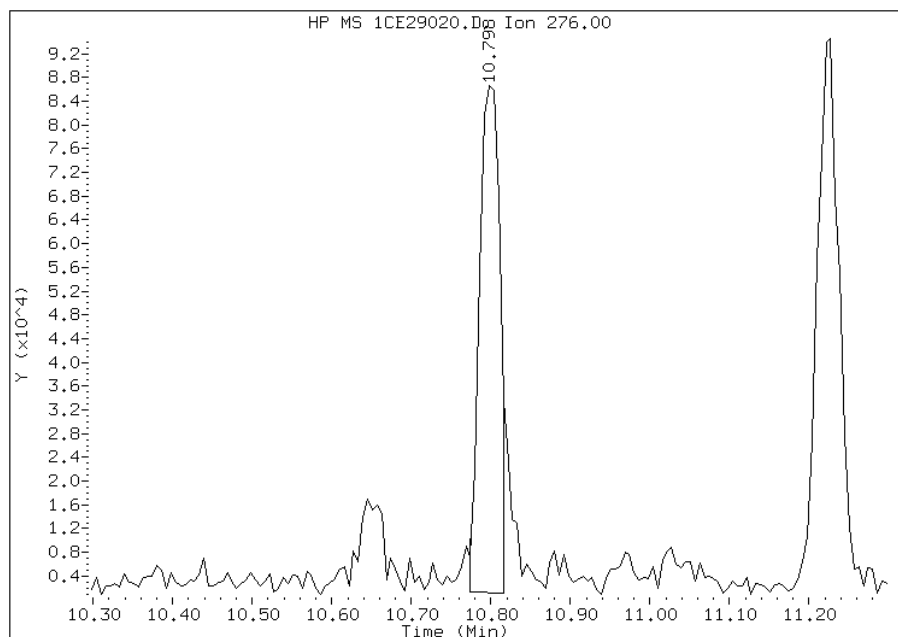
## Processing Integration Results

RT: 10.80  
Response: 168778  
Amount: 2  
Conc: 141



## Manual Integration Results

RT: 10.80  
Response: 151493  
Amount: 2  
Conc: 128



Manually Integrated By: cantins  
Modification Date: 03-Jun-2013 13:50  
Manual Integration Reason: Split Peak

FORM I  
GC/MS SEMI VOA ORGANICS ANALYSIS DATA SHEET

Lab Name: TestAmerica Tampa Job No.: 680-90622-1  
 SDG No.: 68090622-1  
 Client Sample ID: CV1198B-CS-SP Lab Sample ID: 680-90622-6  
 Matrix: Solid Lab File ID: 1CE29021.D  
 Analysis Method: 8270C LL Date Collected: 05/20/2013 13:30  
 Extract. Method: 3546 Date Extracted: 05/24/2013 06:38  
 Sample wt/vol: 15.14(g) Date Analyzed: 05/29/2013 19:38  
 Con. Extract Vol.: 1(mL) Dilution Factor: 4  
 Injection Volume: 1(uL) Level: (low/med) Low  
 % Moisture: 19.5 GPC Cleanup: (Y/N) N  
 Analysis Batch No.: 137885 Units: ug/Kg

CAS NO.	COMPOUND NAME	RESULT	Q	RL	MDL
83-32-9	Acenaphthene	280	J	490	98
208-96-8	Acenaphthylene	230		200	25
120-12-7	Anthracene	440		41	21
56-55-3	Benzo[a]anthracene	2200		39	19
50-32-8	Benzo[a]pyrene	2200		51	26
205-99-2	Benzo[b]fluoranthene	4900		60	30
191-24-2	Benzo[g,h,i]perylene	1500		98	22
207-08-9	Benzo[k]fluoranthene	1400		39	18
218-01-9	Chrysene	3800		44	22
53-70-3	Dibenz(a,h)anthracene	410		98	20
206-44-0	Fluoranthene	10000		98	20
86-73-7	Fluorene	380		98	20
193-39-5	Indeno[1,2,3-cd]pyrene	1300		98	35
90-12-0	1-Methylnaphthalene	250		200	22
91-57-6	2-Methylnaphthalene	350		200	35
91-20-3	Naphthalene	300		200	22
85-01-8	Phenanthrene	8200	B	39	19
129-00-0	Pyrene	6800		98	18

CAS NO.	SURROGATE	%REC	Q	LIMITS
84-15-1	o-Terphenyl	79		30-130

TestAmerica Laboratories

Semivolatiles 8270C low level PAH

Data file : \\tam-chemsvr\chem\SM\BSMC5973.i\1C052913.b\1CE29021.D  
 Lab Smp Id: 680-90622-A-6-A Client Smp ID: CV1198B-CS-SP  
 Inj Date : 29-MAY-2013 19:38  
 Operator : SCC Inst ID: BSMC5973.i  
 Smp Info : 680-90622-a-6-a  
 Misc Info : 680-90622-A-6-A  
 Comment :  
 Method : \\tam-chemsvr\chem\SM\BSMC5973.i\1C052913.b\a-bFASTPAHi-m.m  
 Meth Date : 30-May-2013 11:17 cantins Quant Type: ISTD  
 Cal Date : 22-MAY-2013 18:05 Cal File: 1CE22020.D  
 Als bottle: 19  
 Dil Factor: 4.00000  
 Integrator: HP RTE Compound Sublist: pah.sub  
 Target Version: 4.14  
 Processing Host: TAM1000

Concentration Formula:

$$\text{Amt} * \text{DF} * 1/\text{Vi} * \text{Vt}/\text{Ws} * 100/(100 - \text{M}) * \text{A} * \text{B} * \text{C} * \text{D} * \text{GPC} * \text{CpndVariable}$$

Name	Value	Description
DF	4.000	Dilution Factor
Vi	1.000	Injection Volume
Vt	1.000	Final Volume
Ws	15.140	Weight Extracted
M	19.484	% Moisture
A	1000.000	uL to mL conversion
B	1000.000	g to kg conversion
C	0.00100	ng to ug conversion
D	1.000	ug to mg conversion(value = 1 if no conv)
GPC	1.000	GPC FACTOR
Cpnd Variable		Local Compound Variable

Compounds	QUANT	SIG	MASS	RT	EXP RT	REL RT	RESPONSE	CONCENTRATIONS	
								ON-COLUMN	FINAL
								(ug/ml)	(ug/Kg)
* 1 Naphthalene-d8	136		4.051	4.051	(1.000)	3021595	40.0000		
* 6 Acenaphthene-d10	164		5.139	5.140	(1.000)	2301592	40.0000		
* 10 Phenanthrene-d10	188		6.110	6.110	(1.000)	3886516	40.0000		
\$ 14 o-Terphenyl	230		6.357	6.363	(1.040)	119380	1.97185	647.0297	
* 18 Chrysene-d12	240		8.074	8.086	(1.000)	4484279	40.0000		
* 23 Perylene-d12	264		9.415	9.433	(1.000)	4418342	40.0000		
2 Naphthalene	128		4.063	4.062	(1.003)	77372	0.90739	297.7432	
3 2-Methylnaphthalene	142		4.486	4.493	(1.107)	50032	1.05784	347.1135	
4 1-Methylnaphthalene	142		4.551	4.551	(1.123)	34985	0.75183	246.6995	
5 Acenaphthylene	152		5.051	5.051	(0.983)	61613	0.69830	229.1345	
7 Acenaphthene	154		5.157	5.163	(1.003)	47756	0.86310	283.2117	
9 Fluorene	166		5.486	5.487	(1.068)	81777	1.15832	380.0823	
11 Phenanthrene	178		6.127	6.128	(1.003)	2869346	24.9891	8199.7298	
12 Anthracene	178		6.157	6.163	(1.008)	141321	1.32849	435.9205	

Compounds	QUANT SIG	RT	EXP RT	REL RT	RESPONSE	CONCENTRATIONS	
						ON-COLUMN (ug/ml)	FINAL (ug/Kg)
13 Carbazole	167	6.263	6.263	(1.025)	432460	4.46756	1465.9512
15 Fluoranthene	202	6.974	6.981	(1.142)	3628917	30.9197	10145.7636
16 Pyrene	202	7.151	7.151	(0.886)	2524179	20.8456	6840.1128
17 Benzo(a)anthracene	228	8.062	8.081	(0.999)	822315	6.65025	2182.1658
19 Chrysene	228	8.092	8.109	(1.002)	1428521	11.4745	3765.1693
20 Benzo(b)fluoranthene	252	9.009	9.028	(0.957)	1610332	14.8341	4867.5392
21 Benzo(k)fluoranthene	252	9.033	9.051	(0.959)	532020	4.38794	1439.8268(Q)
22 Benzo(a)pyrene	252	9.351	9.369	(0.993)	748195	6.84008	2244.4548
24 Indeno(1,2,3-cd)pyrene	276	10.803	10.827	(1.147)	435385	3.84280	1260.9483(M)
25 Dibenzo(a,h)anthracene	278	10.821	10.850	(1.149)	118540	1.25698	412.4569
26 Benzo(g,h,i)perylene	276	11.227	11.256	(1.192)	480041	4.67671	1534.5828

QC Flag Legend

- Q - Qualifier signal failed the ratio test.
- M - Compound response manually integrated.

Data File: 1CE29021.D

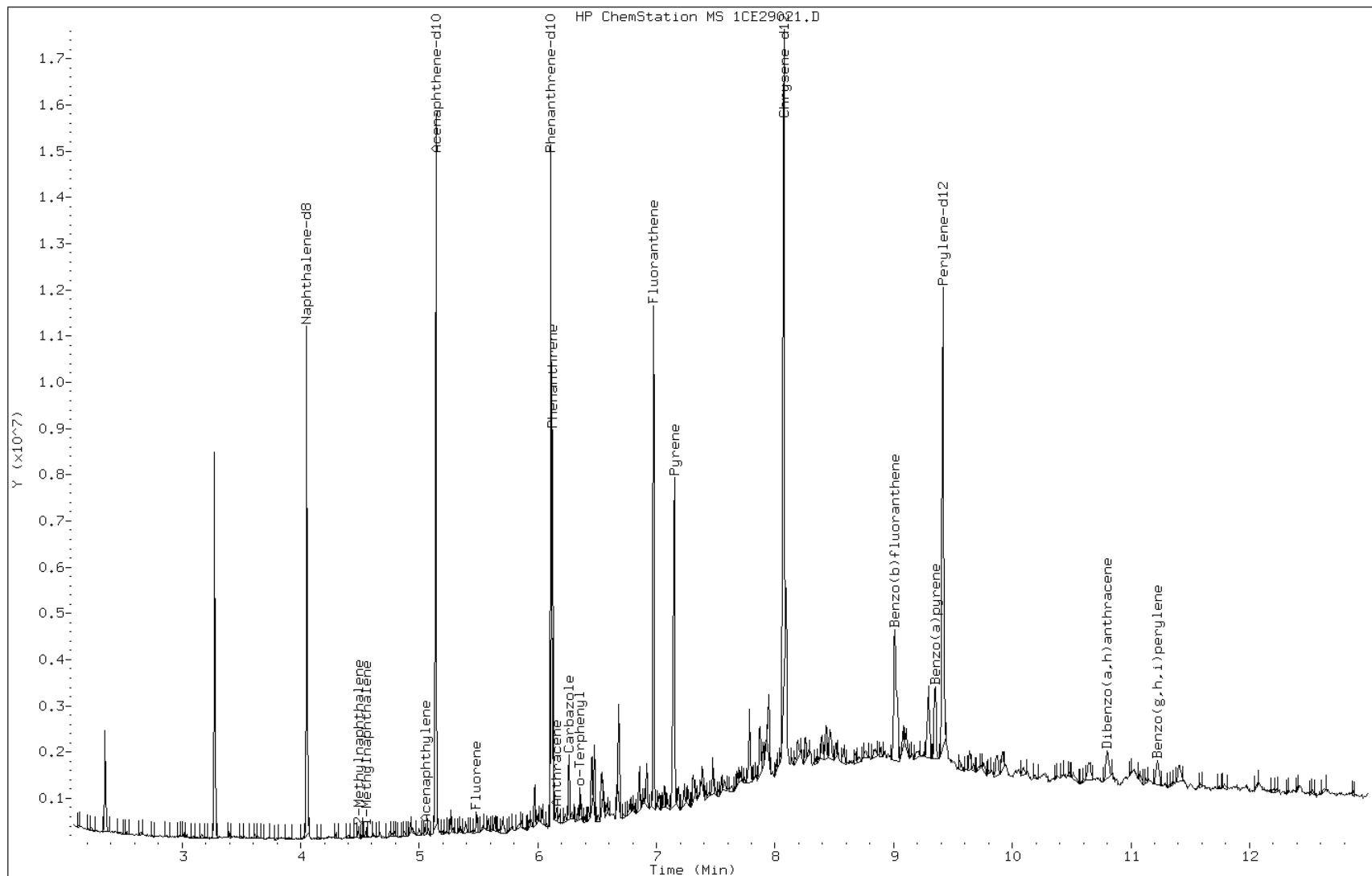
Date: 29-MAY-2013 19:38

Client ID: CV1198B-CS-SP

Instrument: BSMC5973.i

Sample Info: 680-90622-a-6-a

Operator: SCC



Data File: 1CE29021.D

Date: 29-MAY-2013 19:38

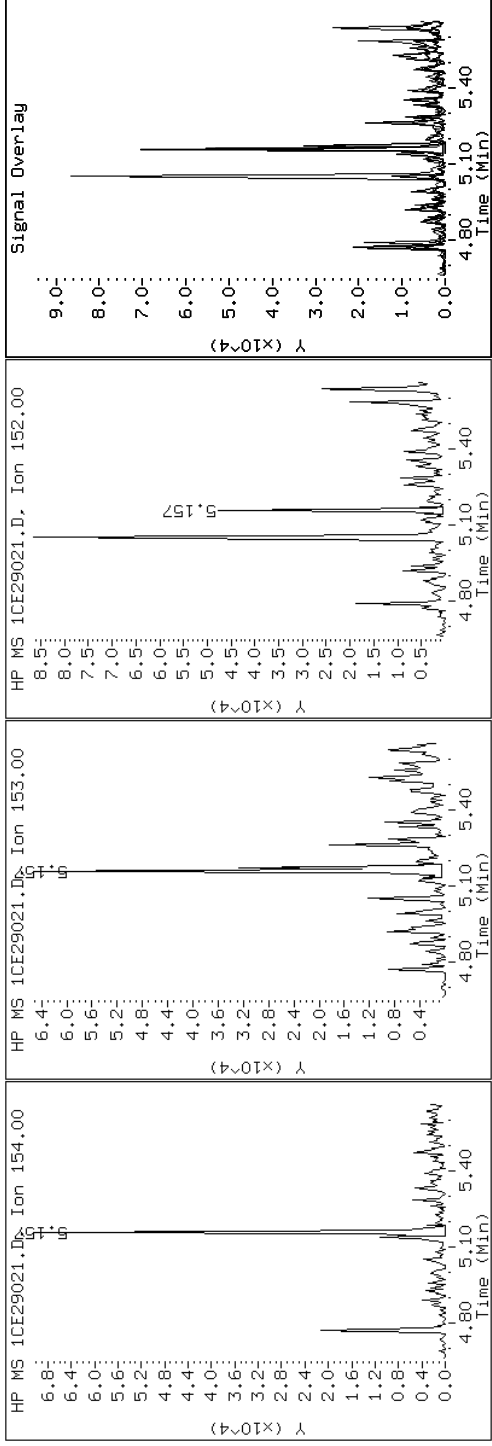
Client ID: CV1198B-CS-SP

Instrument: BSMC5973.i

Sample Info: 680-90622-a-6-a

Operator: SCC

7 Acenaphthene



Data File: 1CE29021.D

Date: 29-MAY-2013 19:38

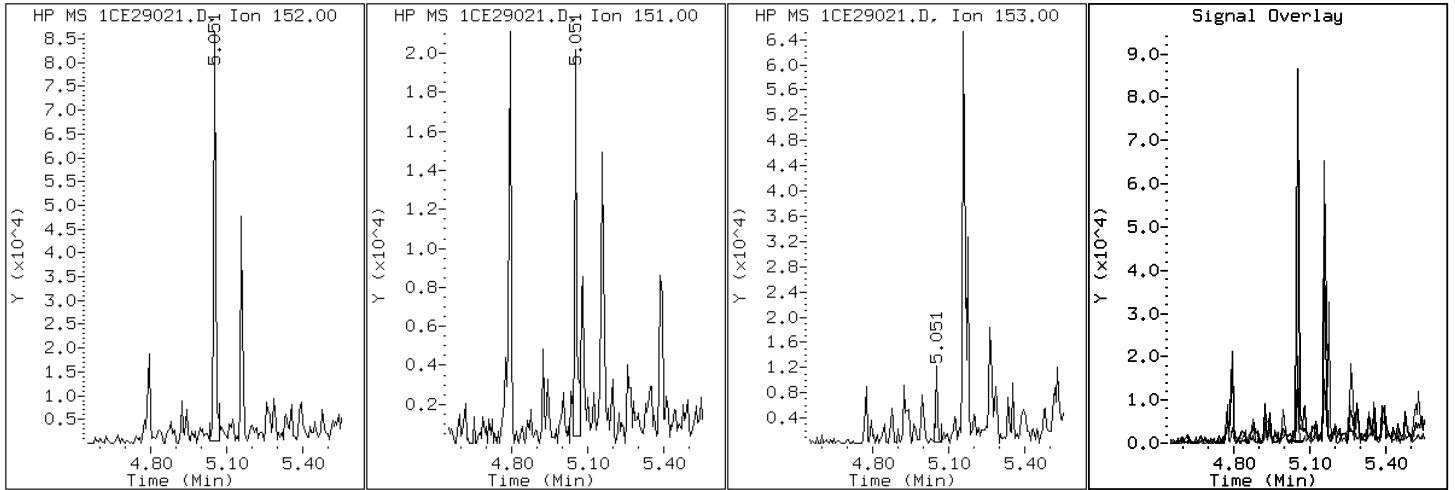
Client ID: CV1198B-CS-SP

Instrument: BSMC5973.i

Sample Info: 680-90622-a-6-a

Operator: SCC

5 Acenaphthylene



Data File: 1CE29021.D

Date: 29-MAY-2013 19:38

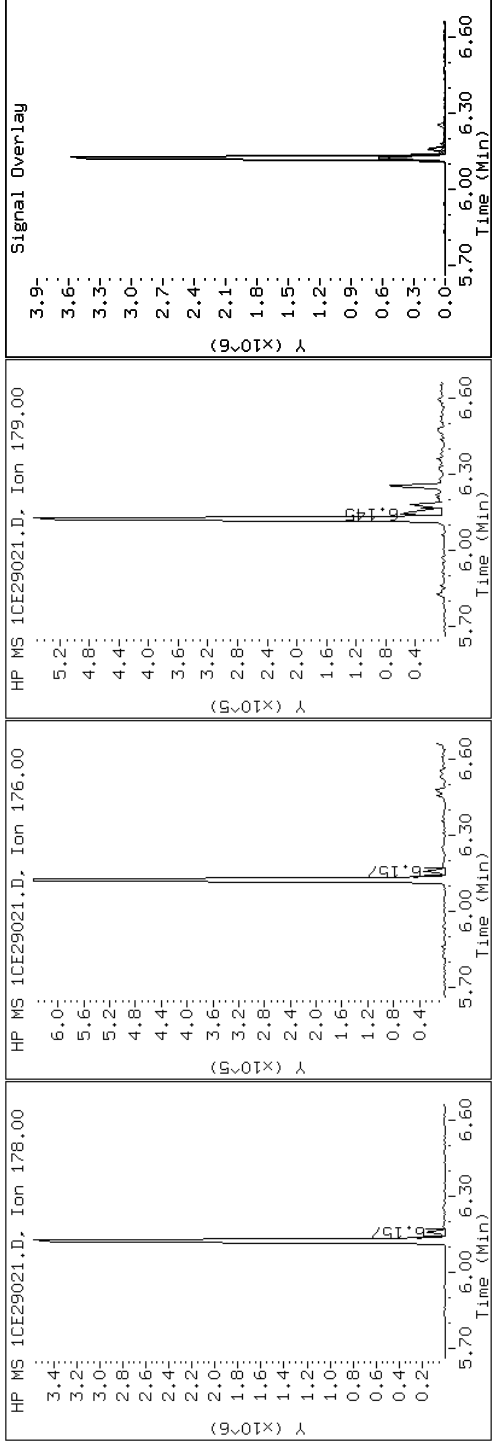
Client ID: CV1198B-CS-SP

Instrument: BSMC5973.i

Sample Info: 680-90622-a-6-a

Operator: SCC

12 Anthracene





Data File: 1CE29021.D

Date: 29-MAY-2013 19:38

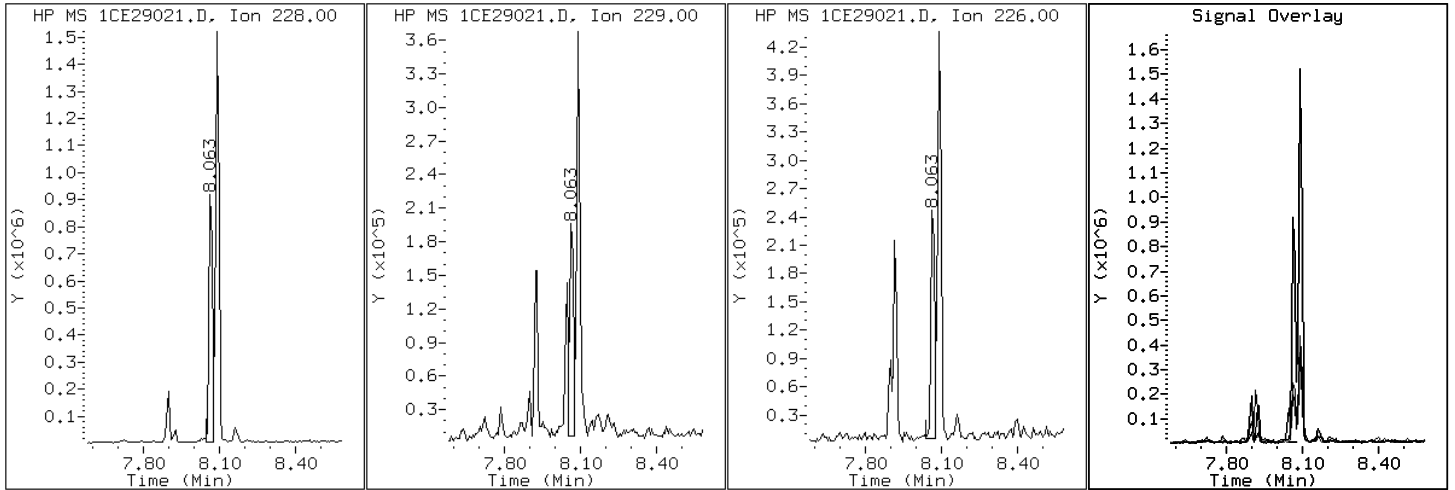
Client ID: CV1198B-CS-SP

Instrument: BSMC5973.i

Sample Info: 680-90622-a-6-a

Operator: SCC

17 Benzo(a)anthracene



Data File: 1CE29021.D

Date: 29-MAY-2013 19:38

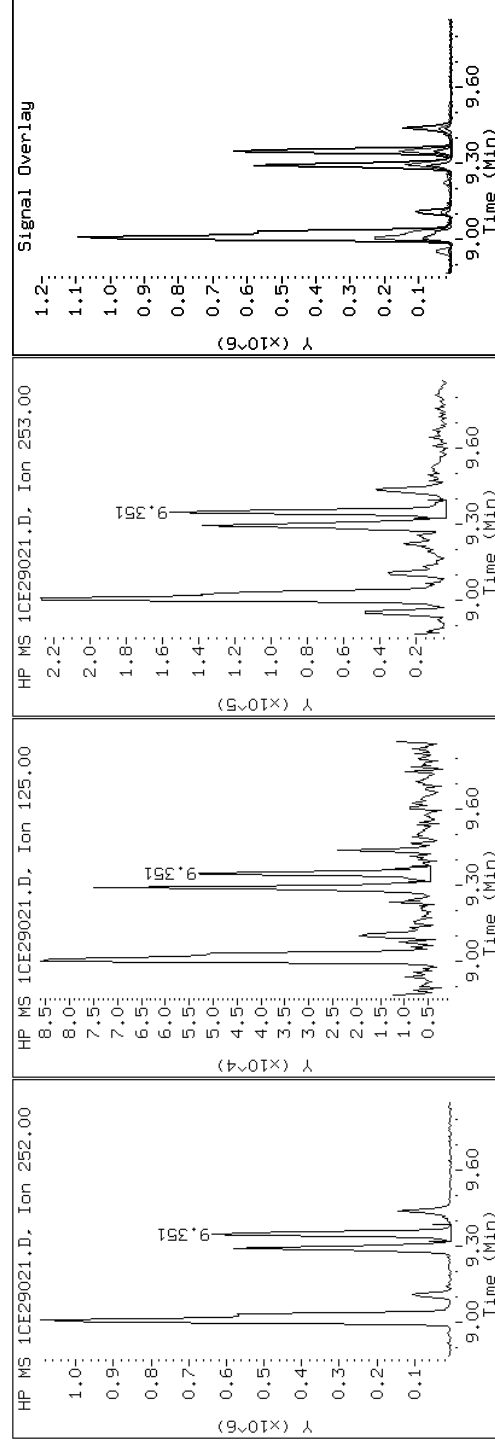
Client ID: CV1198B-CS-SP

Instrument: BSMC5973.i

Sample Info: 680-90622-a-6-a

Operator: SCC

22 Benzo(a)pyrene



Data File: 1CE29021.D

Date: 29-MAY-2013 19:38

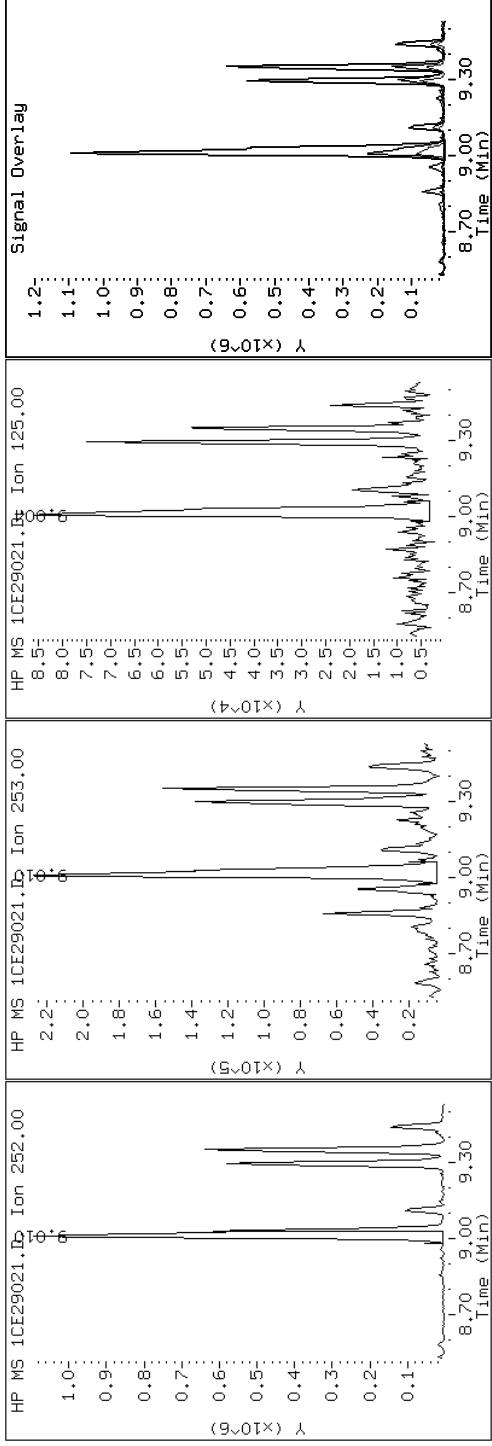
Client ID: CV1198B-CS-SP

Instrument: BSMC5973.i

Sample Info: 680-90622-a-6-a

Operator: SCC

20 Benzo(b)fluoranthene



Data File: 1CE29021.D

Date: 29-MAY-2013 19:38

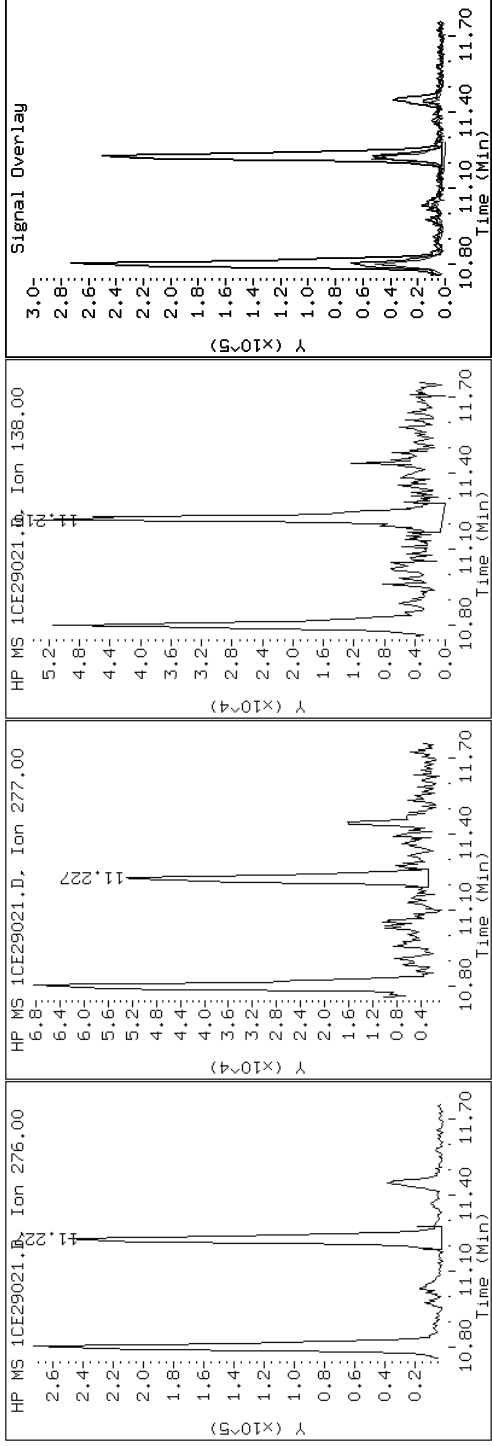
Client ID: CV1198B-CS-SP

Instrument: BSMC5973.i

Sample Info: 680-90622-a-6-a

Operator: SCC

26 Benzo(g,h,i)perylene



Data File: 1CE29021.D

Date: 29-MAY-2013 19:38

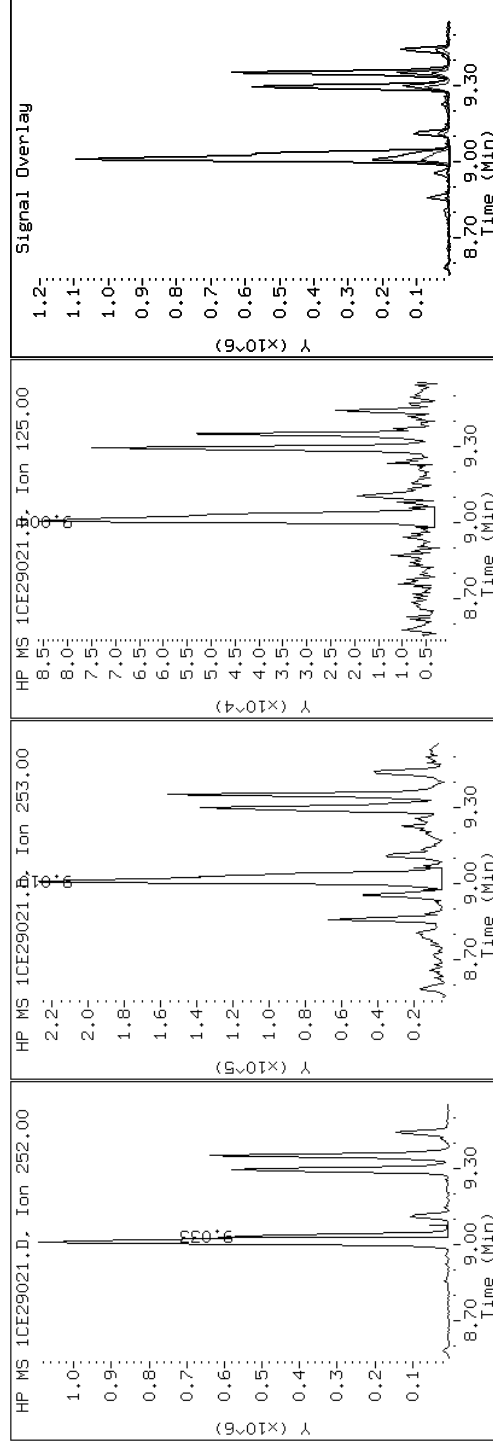
Client ID: CV1198B-CS-SP

Instrument: BSMC5973.i

Sample Info: 680-90622-a-6-a

Operator: SCC

21 Benzo(k)fluoranthene



Data File: 1CE29021.D

Date: 29-MAY-2013 19:38

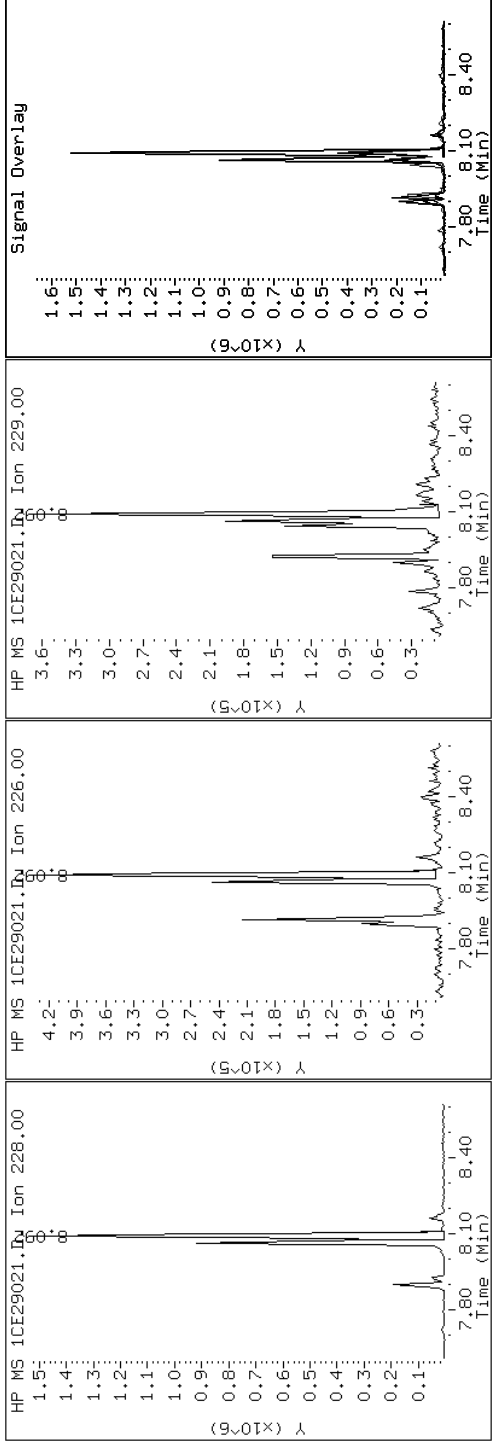
Client ID: CV1198B-CS-SP

Instrument: BSMC5973.i

Sample Info: 680-90622-a-6-a

Operator: SCC

19 Chrysene



Data File: 1CE29021.D

Date: 29-MAY-2013 19:38

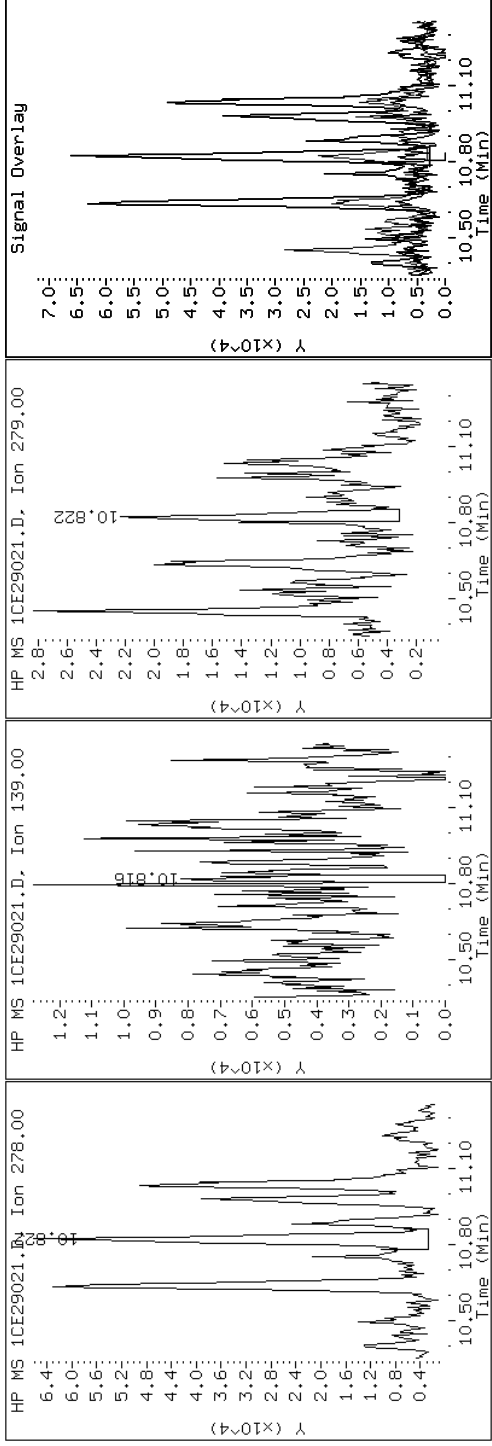
Client ID: CV1198B-CS-SP

Instrument: BSMC5973.i

Sample Info: 680-90622-a-6-a

Operator: SCC

25 Dibenzo(a,h)anthracene



Data File: 1CE29021.D

Date: 29-MAY-2013 19:38

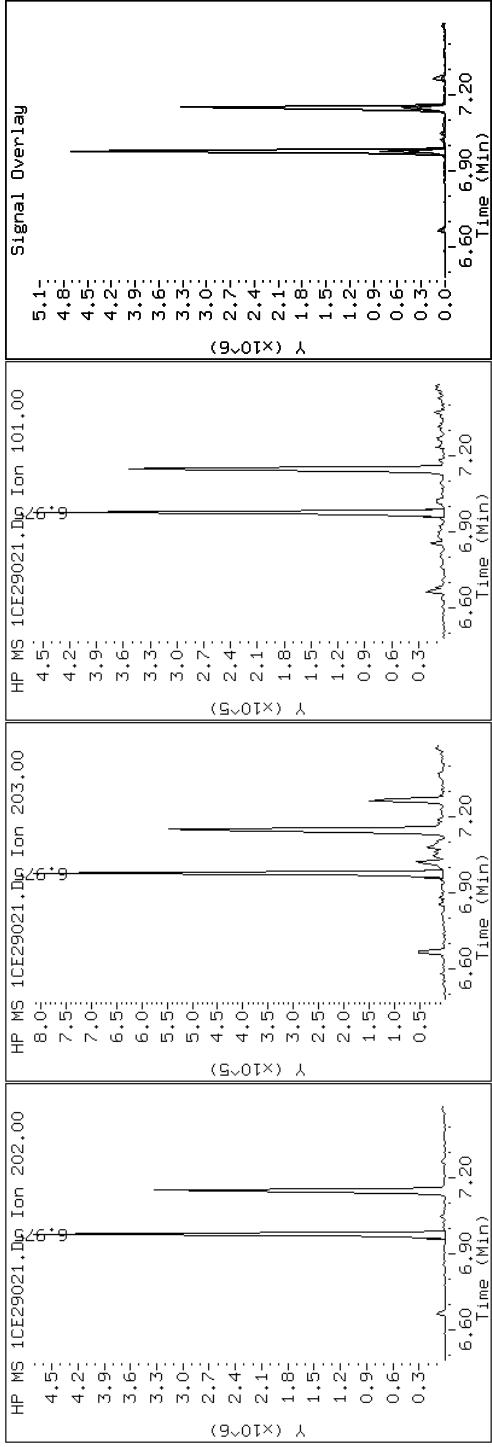
Client ID: CV1198B-CS-SP

Instrument: BSMC5973.i

Sample Info: 680-90622-a-6-a

Operator: SCC

15 Fluoranthene





Data File: 1CE29021.D

Date: 29-MAY-2013 19:38

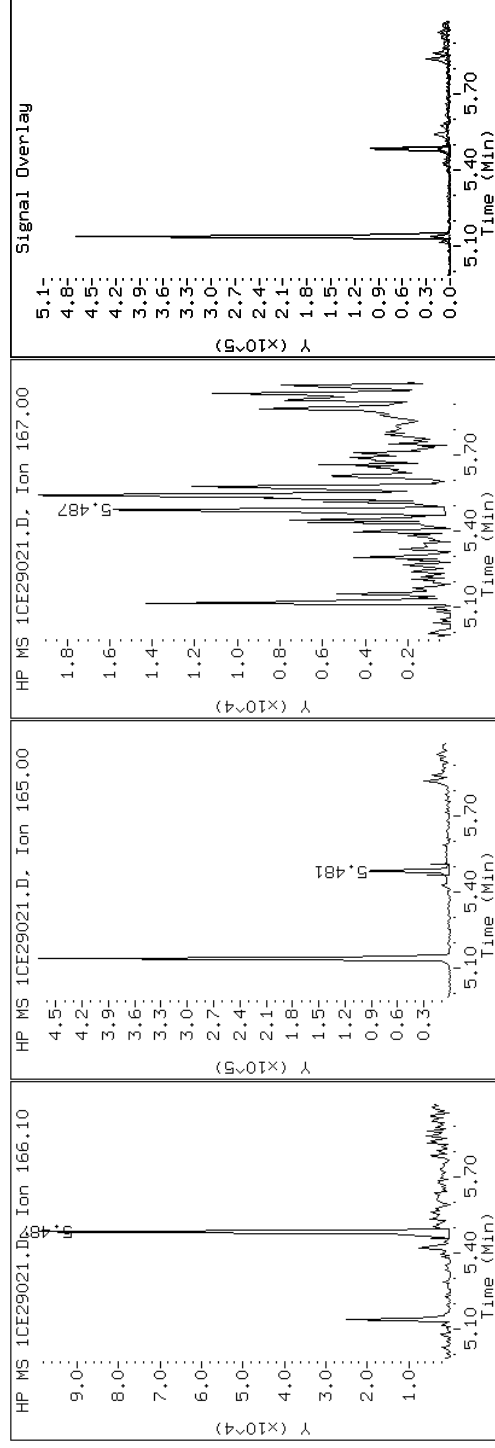
Client ID: CV1198B-CS-SP

Instrument: BSMC5973.i

Sample Info: 680-90622-a-6-a

Operator: SCC

9 Fluorene



Data File: 1CE29021.D

Date: 29-MAY-2013 19:38

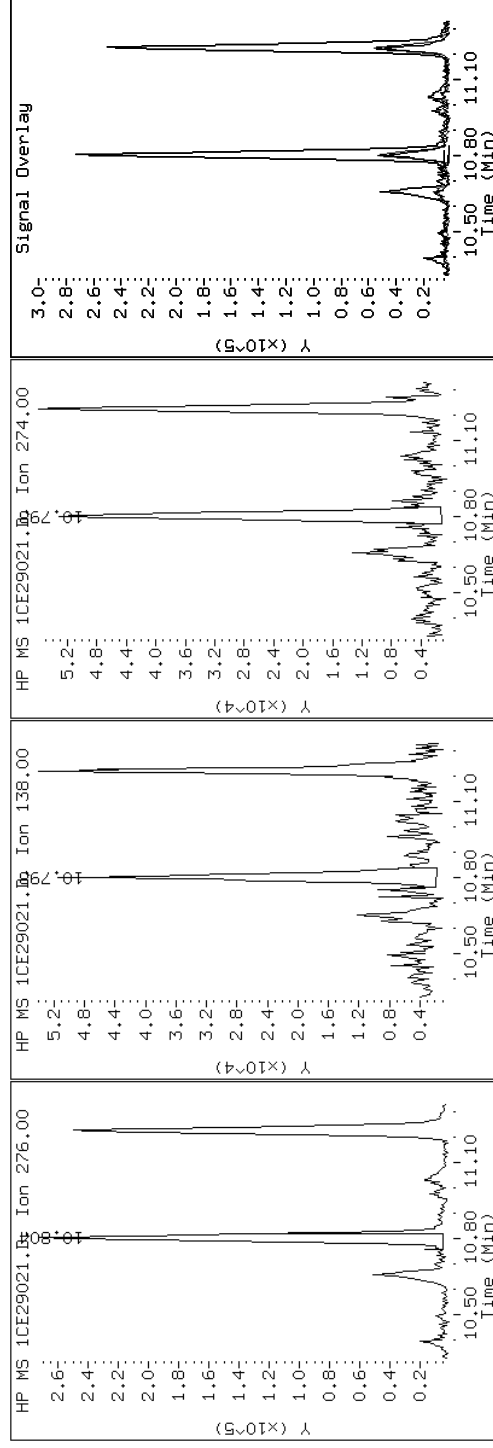
Client ID: CV1198B-CS-SP

Instrument: BSMC5973.i

Sample Info: 680-90622-a-6-a

Operator: SCC

24 Indeno(1,2,3-cd)pyrene



Data File: 1CE29021.D

Date: 29-MAY-2013 19:38

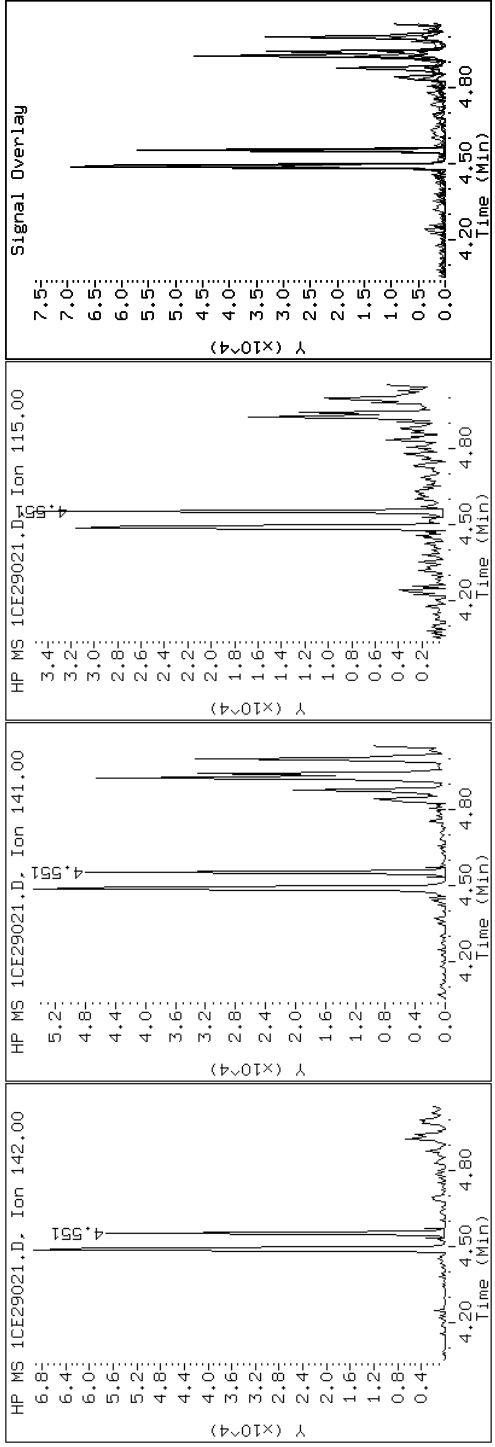
Client ID: CV1198B-CS-SP

Instrument: BSMC5973.i

Sample Info: 680-90622-a-6-a

Operator: SCC

4 1-Methylnaphthalene



Data File: 1CE29021.D

Date: 29-MAY-2013 19:38

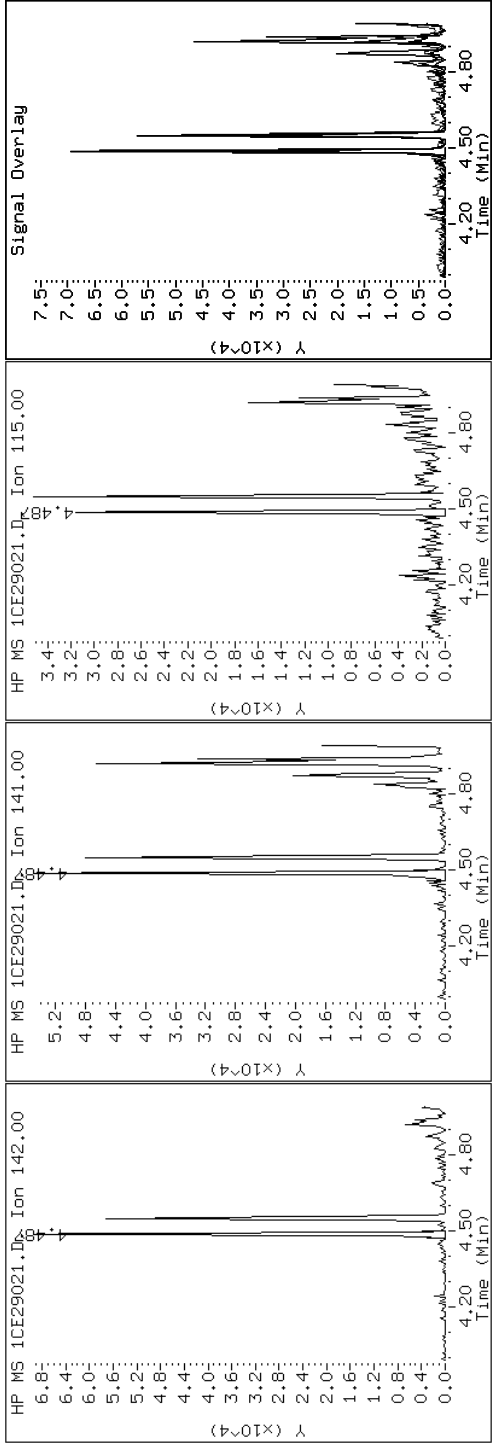
Client ID: CV1198B-CS-SP

Instrument: BSMC5973.i

Sample Info: 680-90622-a-6-a

Operator: SCC

### 3 2-Methylnaphthalene



Data File: 1CE29021.D

Date: 29-MAY-2013 19:38

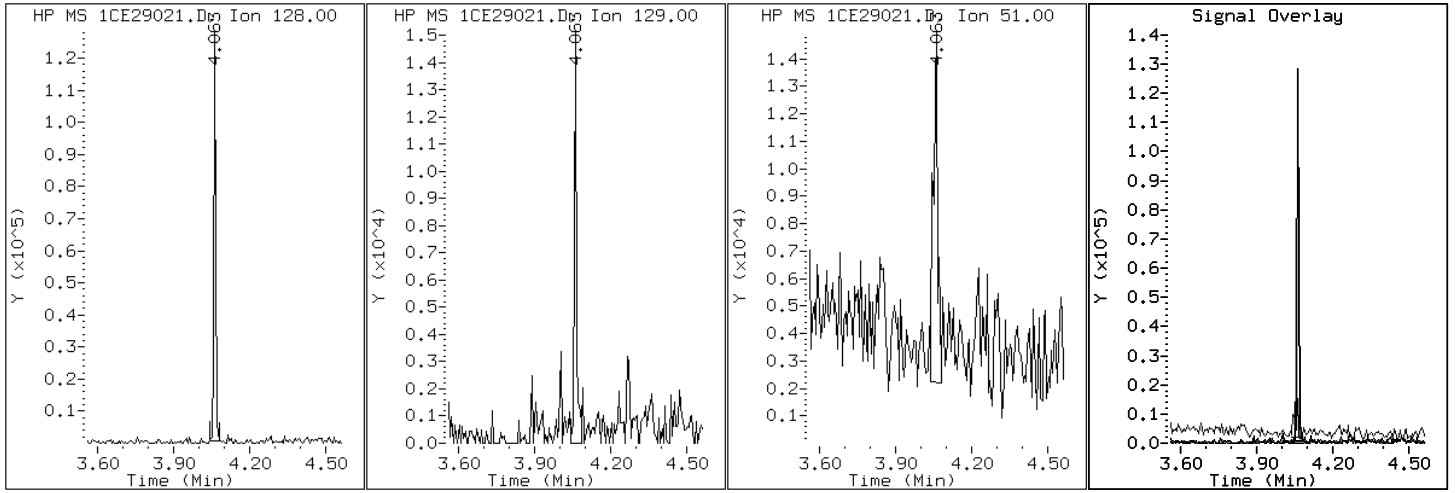
Client ID: CV1198B-CS-SP

Instrument: BSMC5973.i

Sample Info: 680-90622-a-6-a

Operator: SCC

2 Naphthalene



Data File: 1CE29021.D

Date: 29-MAY-2013 19:38

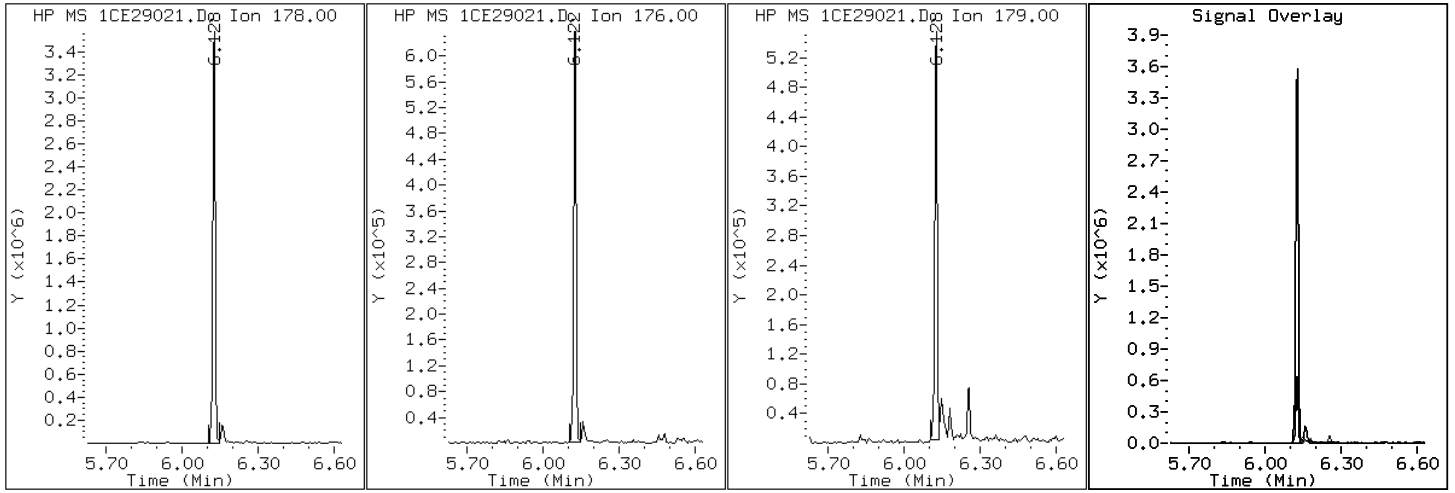
Client ID: CV1198B-CS-SP

Instrument: BSMC5973.i

Sample Info: 680-90622-a-6-a

Operator: SCC

11 Phenanthrene



Data File: 1CE29021.D

Date: 29-MAY-2013 19:38

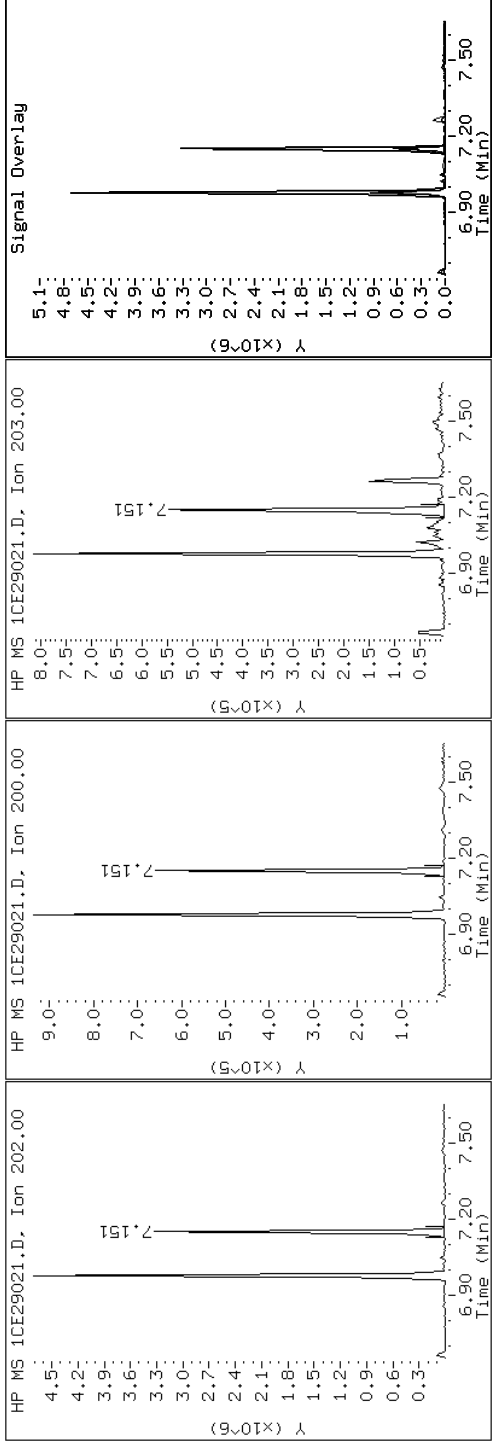
Client ID: CV1198B-CS-SP

Instrument: BSMC5973.i

Sample Info: 680-90622-a-6-a

Operator: SCC

16 Pyrene

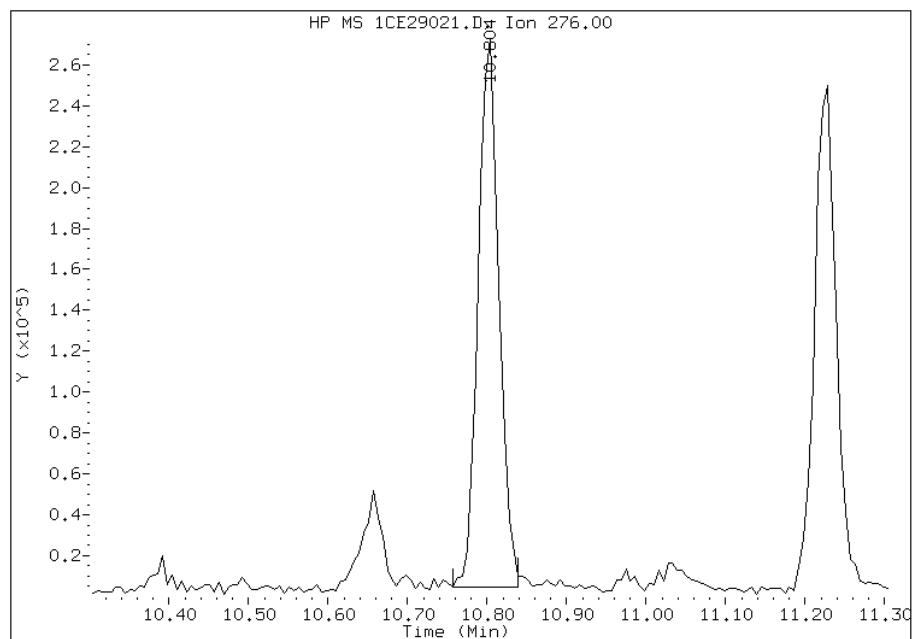


# Manual Integration Report

Data File: 1CE29021.D  
Inj. Date and Time: 29-MAY-2013 19:38  
Instrument ID: BSMC5973.i  
Client ID: CV1198B-CS-SP  
Compound: 24 Indeno(1,2,3-cd)pyrene  
CAS #: 193-39-5  
Report Date: 06/03/2013

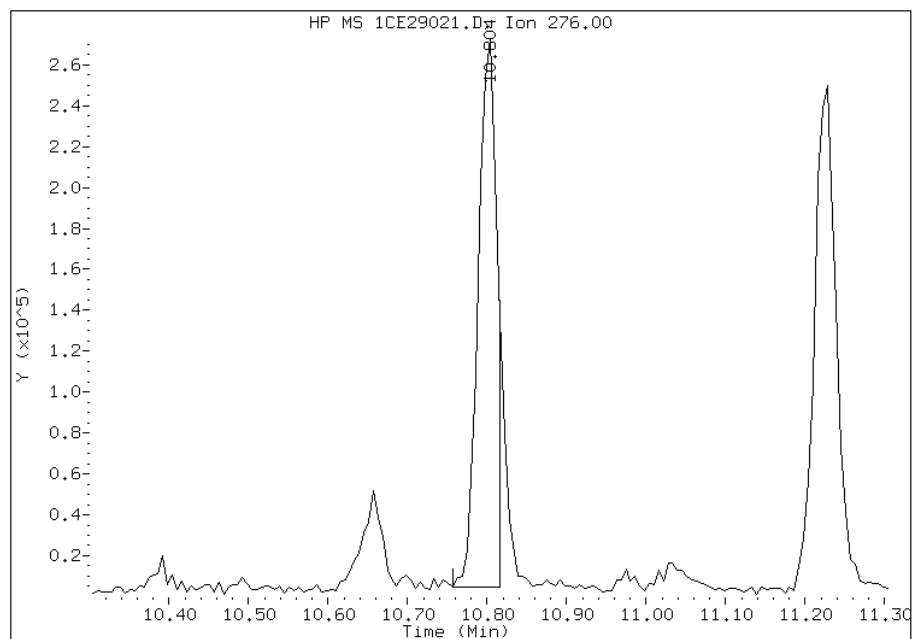
## Processing Integration Results

RT: 10.80  
Response: 482811  
Amount: 4  
Conc: 1393



## Manual Integration Results

RT: 10.80  
Response: 435385  
Amount: 4  
Conc: 1261



Manually Integrated By: cantins  
Modification Date: 03-Jun-2013 13:50  
Manual Integration Reason: Split Peak



FORM I  
GC/MS SEMI VOA ORGANICS ANALYSIS DATA SHEET

Lab Name: TestAmerica Tampa Job No.: 680-90622-1  
 SDG No.: 68090622-1  
 Client Sample ID: CV0003A-CS Lab Sample ID: 680-90622-7  
 Matrix: Solid Lab File ID: 1CE29022.D  
 Analysis Method: 8270C LL Date Collected: 05/20/2013 15:15  
 Extract. Method: 3546 Date Extracted: 05/24/2013 06:38  
 Sample wt/vol: 15.09(g) Date Analyzed: 05/29/2013 19:56  
 Con. Extract Vol.: 1(mL) Dilution Factor: 1  
 Injection Volume: 1(uL) Level: (low/med) Low  
 % Moisture: 21.3 GPC Cleanup: (Y/N) N  
 Analysis Batch No.: 137885 Units: ug/Kg

CAS NO.	COMPOUND NAME	RESULT	Q	RL	MDL
83-32-9	Acenaphthene	37	J	130	25
208-96-8	Acenaphthylene	18	J	51	6.3
120-12-7	Anthracene	100		11	5.3
56-55-3	Benzo[a]anthracene	550		10	4.9
50-32-8	Benzo[a]pyrene	520		13	6.6
205-99-2	Benzo[b]fluoranthene	870		15	7.7
191-24-2	Benzo[g,h,i]perylene	360		25	5.6
207-08-9	Benzo[k]fluoranthene	260		10	4.5
218-01-9	Chrysene	610		11	5.7
53-70-3	Dibenz(a,h)anthracene	120		25	5.2
206-44-0	Fluoranthene	920		25	5.1
86-73-7	Fluorene	28		25	5.2
193-39-5	Indeno[1,2,3-cd]pyrene	290		25	9.0
90-12-0	1-Methylnaphthalene	74		51	5.6
91-57-6	2-Methylnaphthalene	110		51	9.0
91-20-3	Naphthalene	94		51	5.6
85-01-8	Phenanthrene	470	B	10	4.9
129-00-0	Pyrene	830		25	4.7

CAS NO.	SURROGATE	%REC	Q	LIMITS
84-15-1	o-Terphenyl	61		30-130

TestAmerica Laboratories

Semivolatiles 8270C low level PAH

Data file : \\tam-chemsvr\chem\SM\BSMC5973.i\1C052913.b\1CE29022.D  
 Lab Smp Id: 680-90622-A-7-A Client Smp ID: CV0003A-CS  
 Inj Date : 29-MAY-2013 19:56  
 Operator : SCC Inst ID: BSMC5973.i  
 Smp Info : 680-90622-a-7-a  
 Misc Info : 680-90622-A-7-A  
 Comment :  
 Method : \\tam-chemsvr\chem\SM\BSMC5973.i\1C052913.b\a-bFASTPAHi-m.m  
 Meth Date : 30-May-2013 11:17 cantins Quant Type: ISTD  
 Cal Date : 22-MAY-2013 18:05 Cal File: 1CE22020.D  
 Als bottle: 20  
 Dil Factor: 1.00000  
 Integrator: HP RTE Compound Sublist: pah.sub  
 Target Version: 4.14  
 Processing Host: TAM1000

Concentration Formula:

$$\text{Amt} * \text{DF} * 1/\text{Vi} * \text{Vt}/\text{Ws} * 100/(100 - \text{M}) * \text{A} * \text{B} * \text{C} * \text{D} * \text{GPC} * \text{CpndVariable}$$

Name	Value	Description
DF	1.000	Dilution Factor
Vi	1.000	Injection Volume
Vt	1.000	Final Volume
Ws	15.090	Weight Extracted
M	21.341	% Moisture
A	1000.000	uL to mL conversion
B	1000.000	g to kg conversion
C	0.00100	ng to ug conversion
D	1.000	ug to mg conversion(value = 1 if no conv)
GPC	1.000	GPC FACTOR
Cpnd Variable		Local Compound Variable

Compounds	QUANT	SIG	MASS	RT	EXP RT	REL RT	RESPONSE	CONCENTRATIONS	
								ON-COLUMN	FINAL
								(ug/ml)	(ug/Kg)
* 1 Naphthalene-d8	136		4.051	4.051	(1.000)	2773229	40.0000		
* 6 Acenaphthene-d10	164		5.139	5.140	(1.000)	2229585	40.0000		
* 10 Phenanthrene-d10	188		6.110	6.110	(1.000)	4398364	40.0000		
\$ 14 o-Terphenyl	230		6.357	6.363	(1.040)	415190	6.05981	510.5333	
* 18 Chrysene-d12	240		8.074	8.086	(1.000)	4319917	40.0000		
* 23 Perylene-d12	264		9.415	9.433	(1.000)	4102390	40.0000		
2 Naphthalene	128		4.063	4.062	(1.003)	87323	1.11580	94.0053	
3 2-Methylnaphthalene	142		4.486	4.493	(1.107)	56978	1.31260	110.5851	
4 1-Methylnaphthalene	142		4.551	4.551	(1.123)	37549	0.87920	74.0714	
5 Acenaphthylene	152		5.051	5.051	(0.983)	18204	0.21298	17.9433	
7 Acenaphthene	154		5.157	5.163	(1.003)	23647	0.44118	37.1688(Q)	
9 Fluorene	166		5.486	5.487	(1.068)	22437	0.32807	27.6395	
11 Phenanthrene	178		6.121	6.128	(1.002)	721756	5.55427	467.9415	
12 Anthracene	178		6.157	6.163	(1.008)	147296	1.22352	103.0804	

Compounds	QUANT SIG	RT	EXP RT	REL RT	RESPONSE	CONCENTRATIONS	
						ON-COLUMN (ug/ml)	FINAL (ug/Kg)
13 Carbazole	167	6.263	6.263	(1.025)	76642	0.79647	67.1017
15 Fluoranthene	202	6.974	6.981	(1.142)	1455300	10.9567	923.0915
16 Pyrene	202	7.151	7.151	(0.886)	1144961	9.81525	826.9253
17 Benzo(a)anthracene	228	8.063	8.081	(0.999)	778629	6.53654	550.6968
19 Chrysene	228	8.092	8.109	(1.002)	865038	7.21275	607.6668
20 Benzo(b)fluoranthene	252	9.010	9.028	(0.957)	1045965	10.3773	874.2765(M)
21 Benzo(k)fluoranthene	252	9.033	9.051	(0.959)	347259	3.08467	259.8803(QM)
22 Benzo(a)pyrene	252	9.351	9.369	(0.993)	625379	6.16766	519.6196
24 Indeno(1,2,3-cd)pyrene	276	10.804	10.827	(1.147)	359532	3.43523	289.4146(M)
25 Dibenzo(a,h)anthracene	278	10.821	10.850	(1.149)	121681	1.38966	117.0776
26 Benzo(g,h,i)perylene	276	11.227	11.256	(1.192)	403143	4.23003	356.3762

QC Flag Legend

Q - Qualifier signal failed the ratio test.  
 M - Compound response manually integrated.

Data File: 1CE29022.D

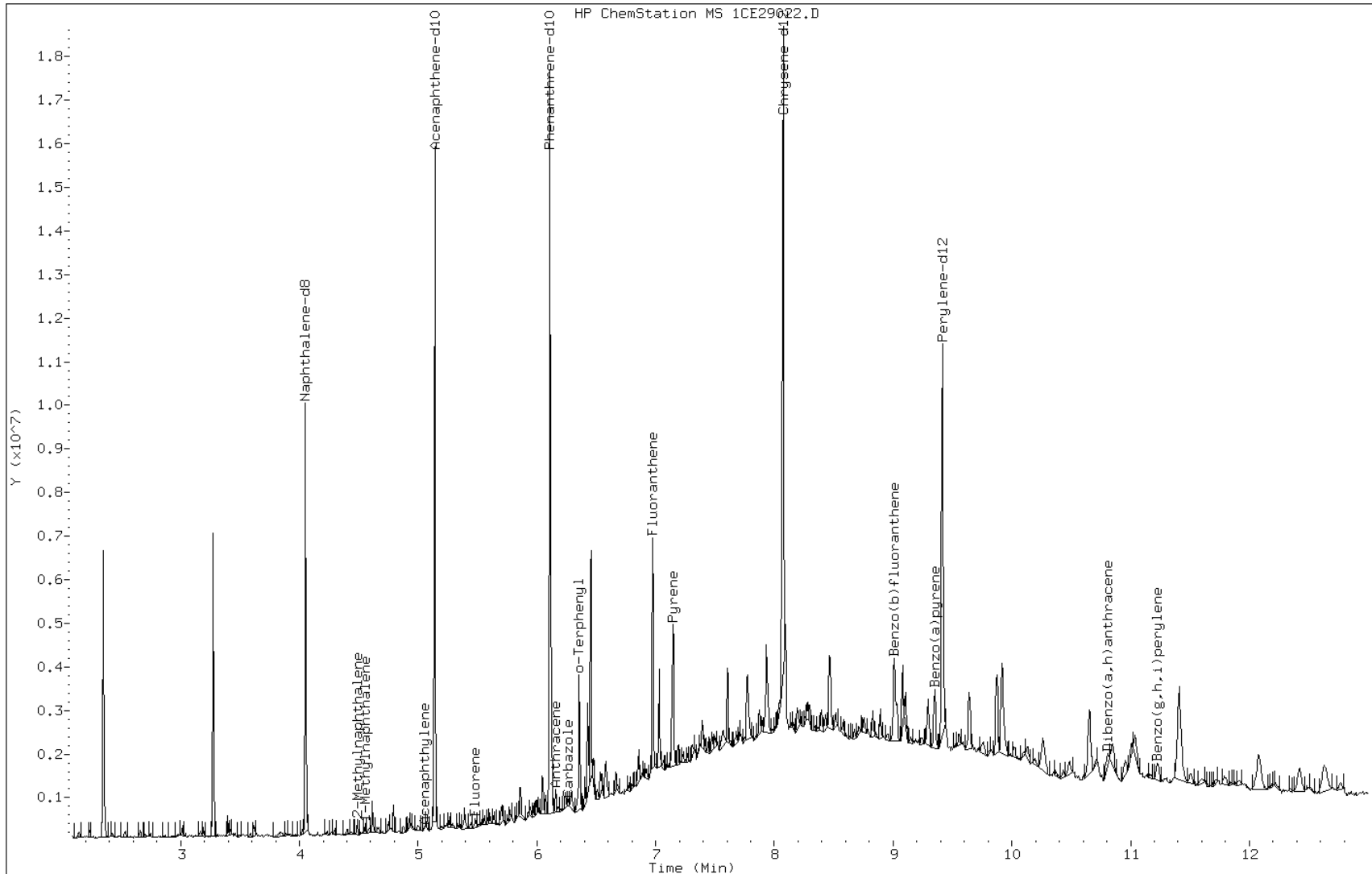
Date: 29-MAY-2013 19:56

Client ID: CV0003A-CS

Sample Info: 680-90622-a-7-a

Instrument: BSMC5973.i

Operator: SCC



Data File: 1CE29022.D

Date: 29-MAY-2013 19:56

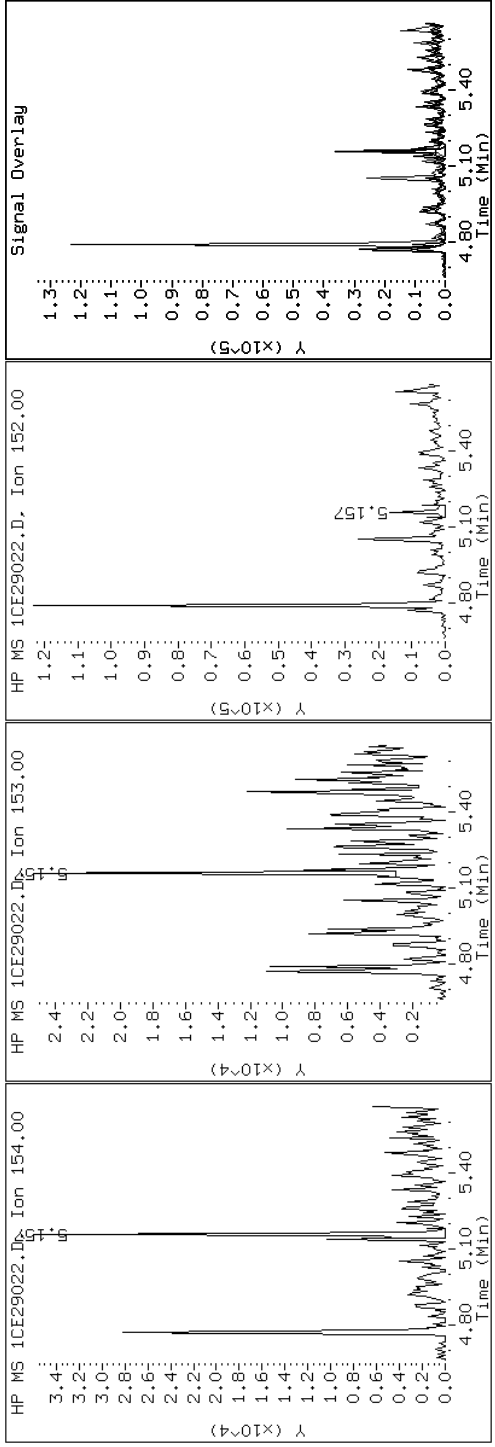
Client ID: CV0003A-CS

Instrument: BSMC5973.i

Sample Info: 680-90622-a-7-a

Operator: SCC

7 Acenaphthene



Data File: 1CE29022.D

Date: 29-MAY-2013 19:56

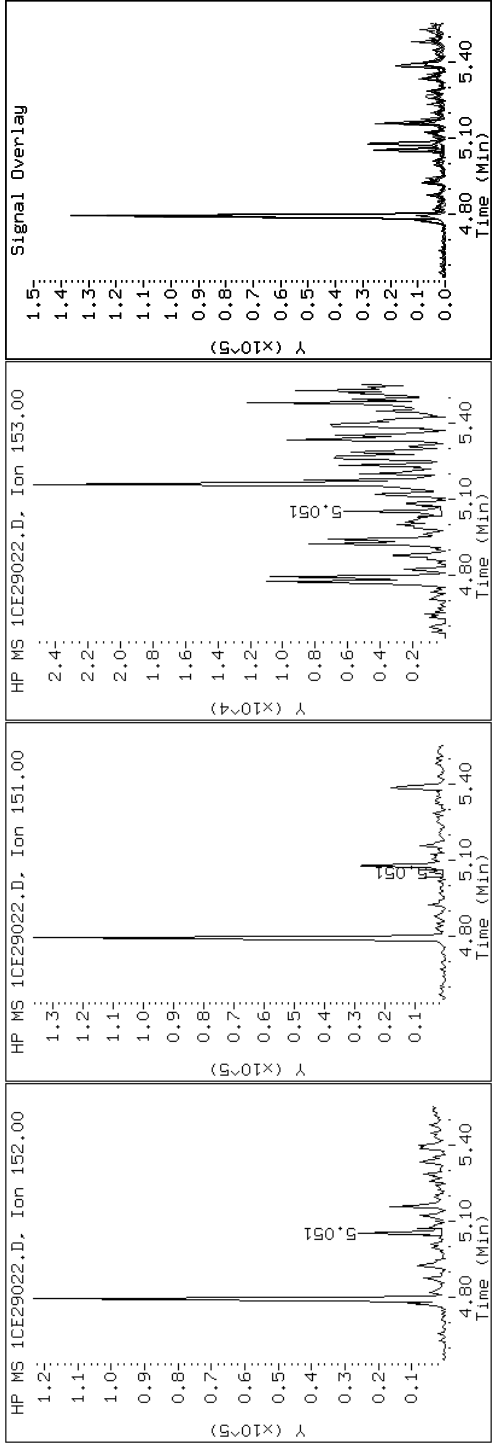
Client ID: CV0003A-CS

Instrument: BSMC5973.i

Sample Info: 680-90622-a-7-a

Operator: SCC

5 Acenaphthylene



Data File: 1CE29022.D

Date: 29-MAY-2013 19:56

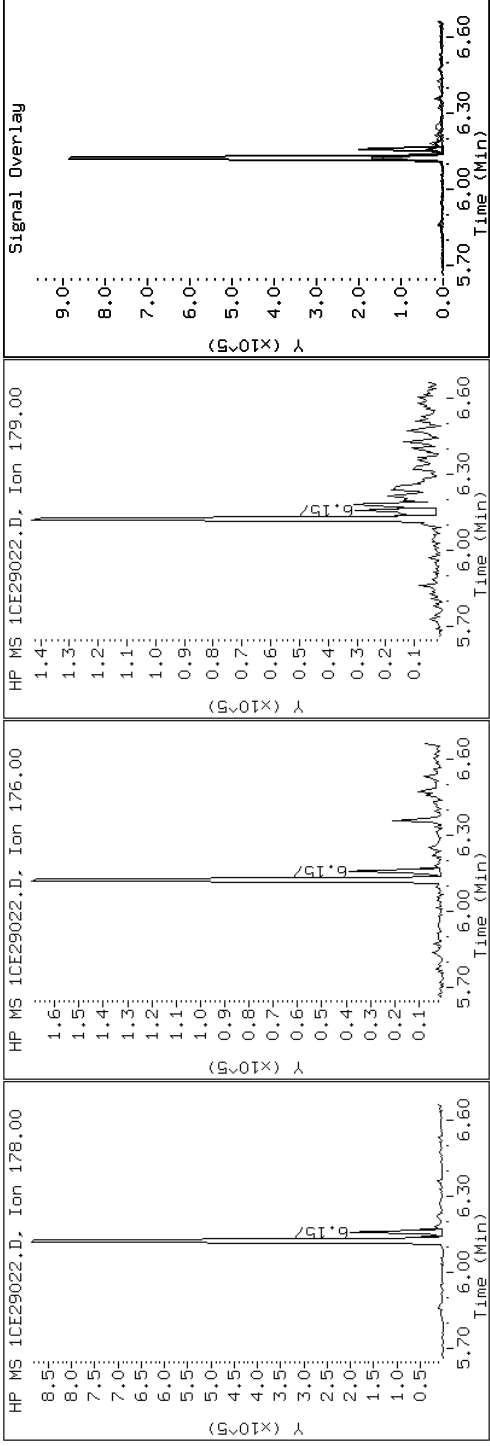
Client ID: CV0003A-CS

Instrument: BSMC5973.i

Sample Info: 680-90622-a-7-a

Operator: SCC

12 Anthracene



Data File: 1CE29022.D

Date: 29-MAY-2013 19:56

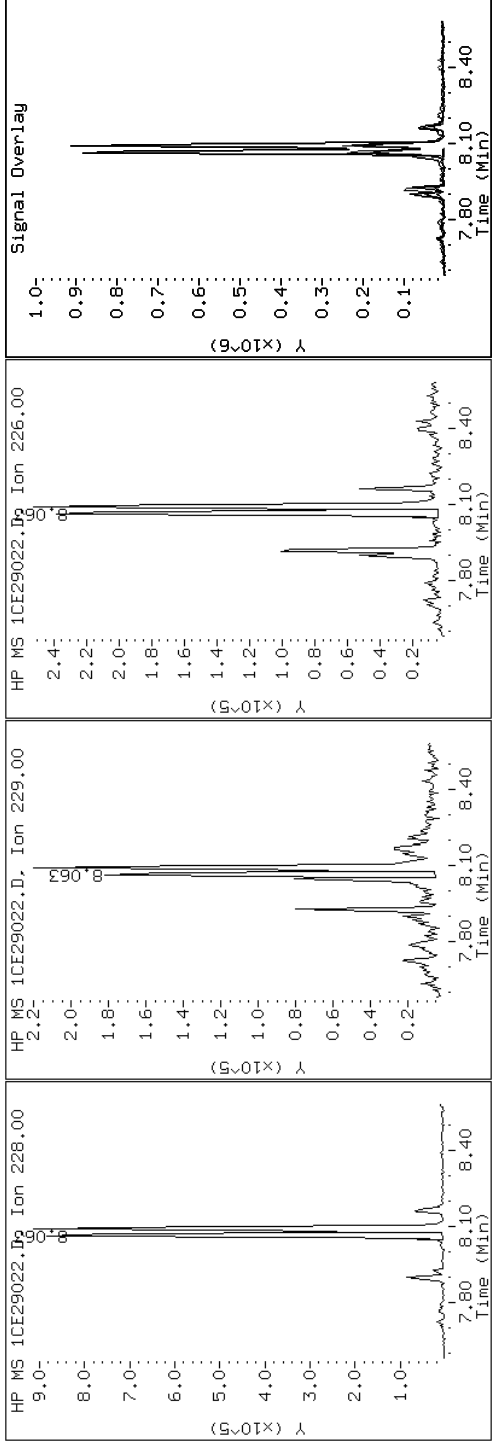
Client ID: CV0003A-CS

Instrument: BSMC5973.i

Sample Info: 680-90622-a-7-a

Operator: SCC

17 Benzo(a)anthracene





Data File: 1CE29022.D

Date: 29-MAY-2013 19:56

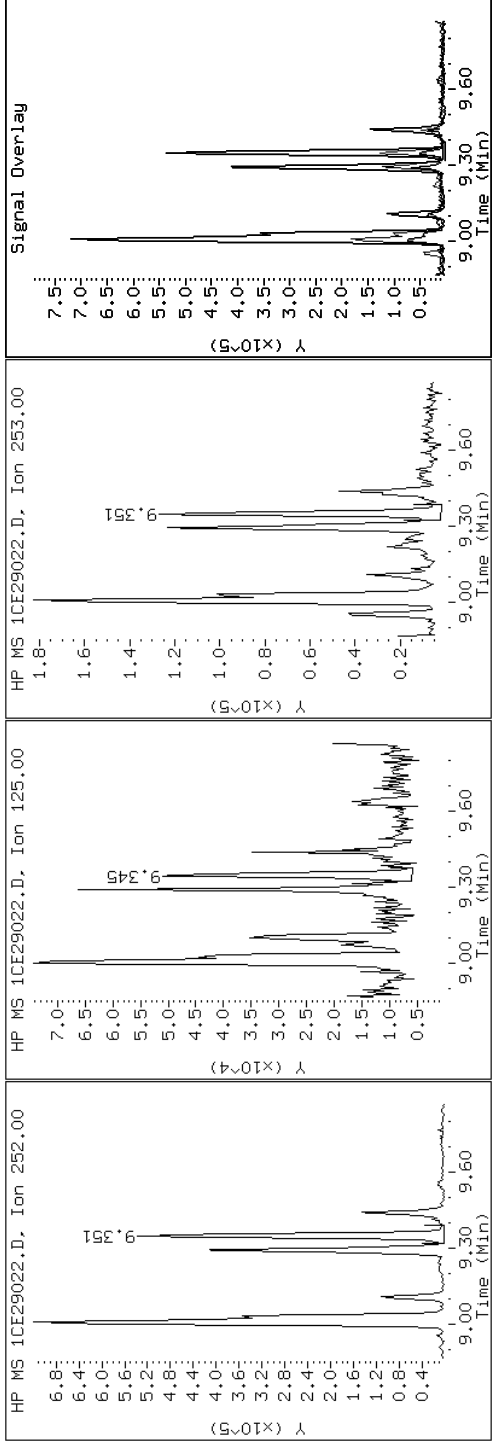
Client ID: CV0003A-CS

Instrument: BSMC5973.i

Sample Info: 680-90622-a-7-a

Operator: SCC

22 Benzo(a)pyrene



Data File: 1CE29022.D

Date: 29-MAY-2013 19:56

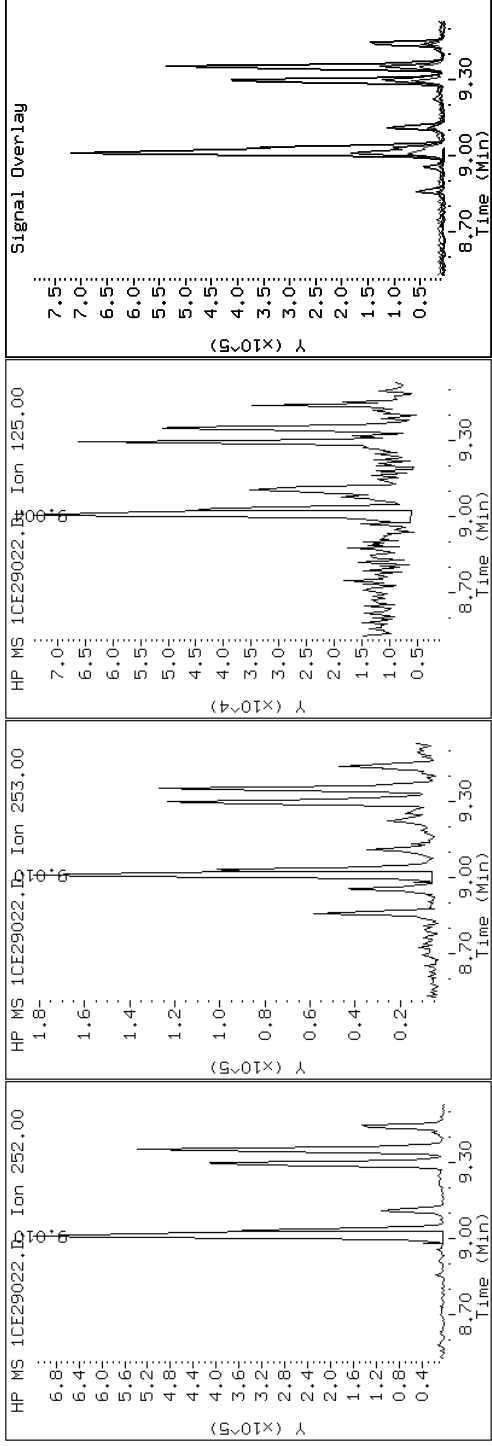
Client ID: CV0003A-CS

Instrument: BSMC5973.i

Sample Info: 680-90622-a-7-a

Operator: SCC

20 Benzo(b)fluoranthene



Data File: 1CE29022.D

Date: 29-MAY-2013 19:56

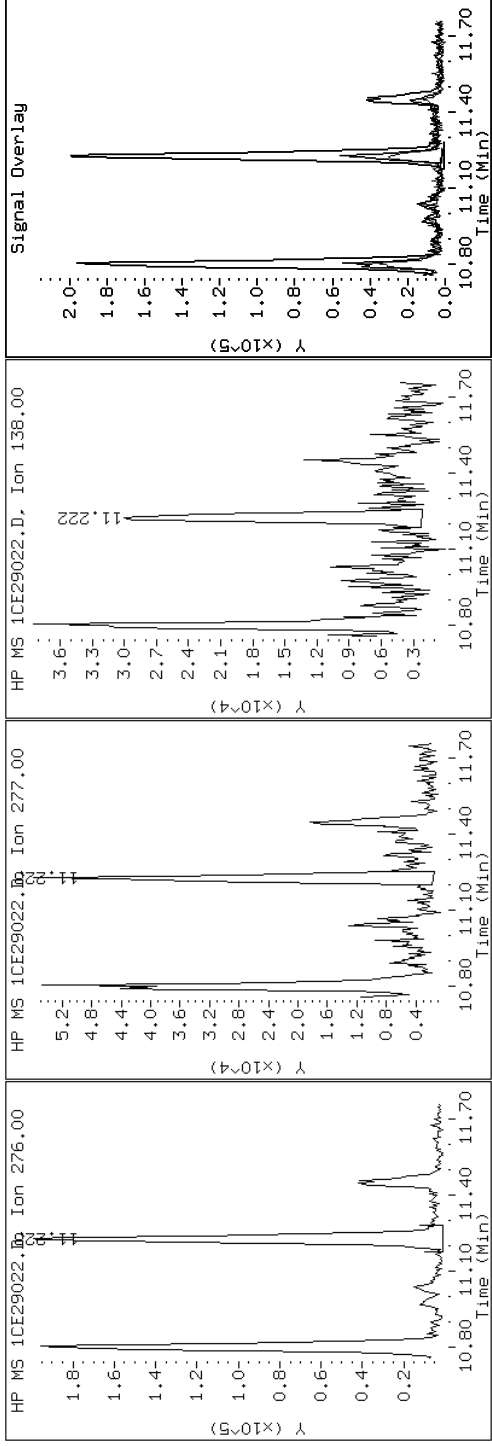
Client ID: CV0003A-CS

Instrument: BSMC5973.i

Sample Info: 680-90622-a-7-a

Operator: SCC

26 Benzo(g,h,i)perylene



Data File: 1CE29022.D

Date: 29-MAY-2013 19:56

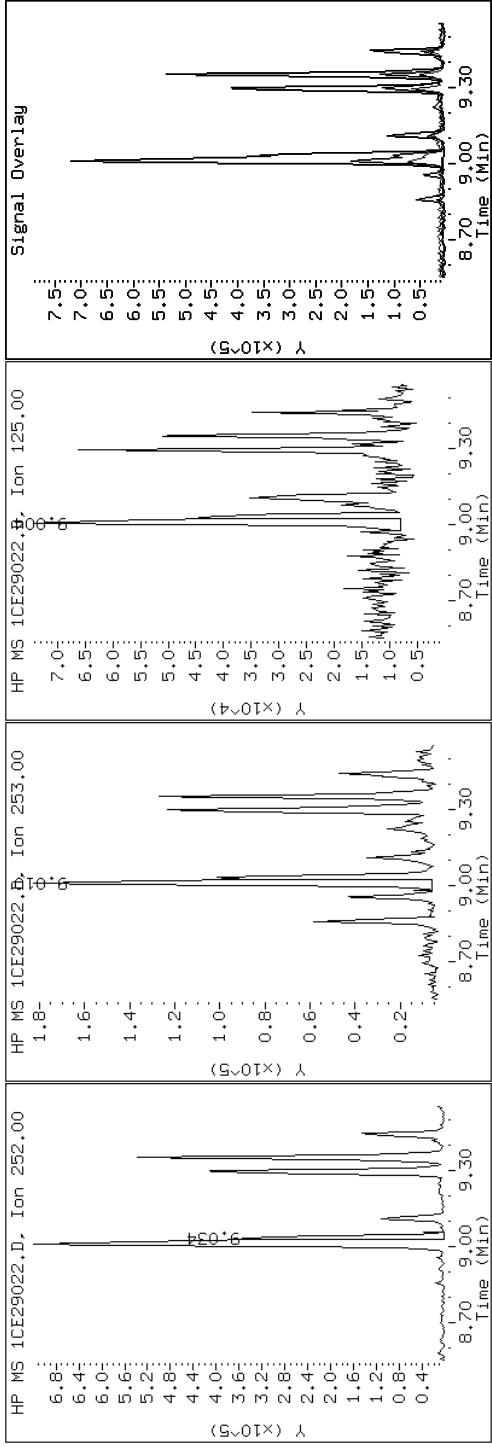
Client ID: CV0003A-CS

Instrument: BSMC5973.i

Sample Info: 680-90622-a-7-a

Operator: SCC

21 Benzo(k)fluoranthene



Data File: 1CE29022.D

Date: 29-MAY-2013 19:56

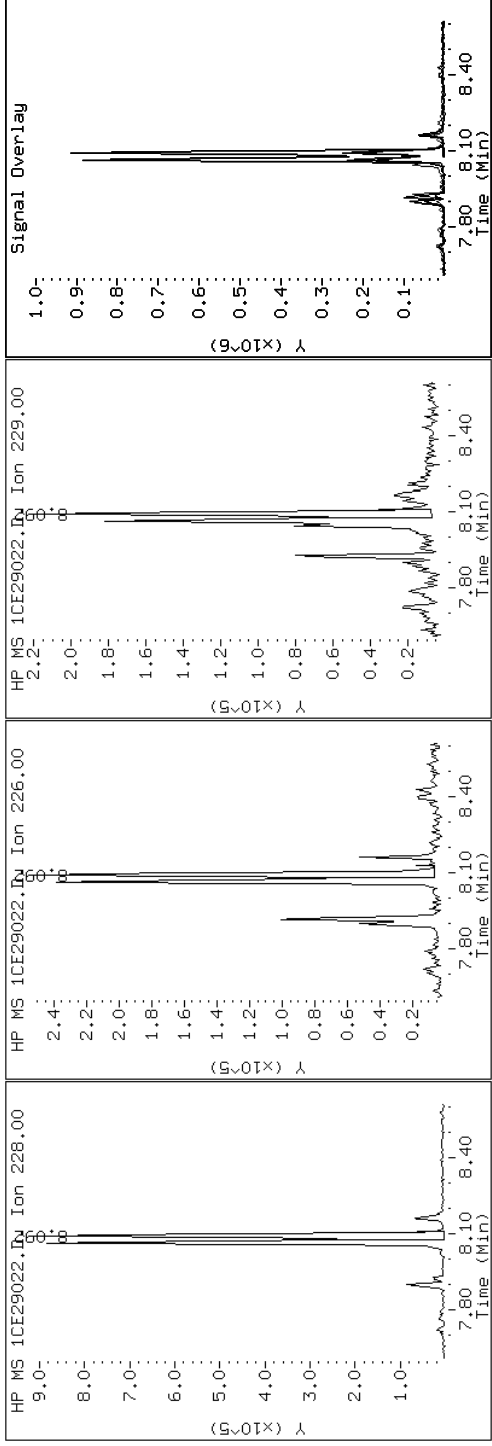
Client ID: CV0003A-CS

Instrument: BSMC5973.i

Sample Info: 680-90622-a-7-a

Operator: SCC

19 Chrysene



Data File: 1CE29022.D

Date: 29-MAY-2013 19:56

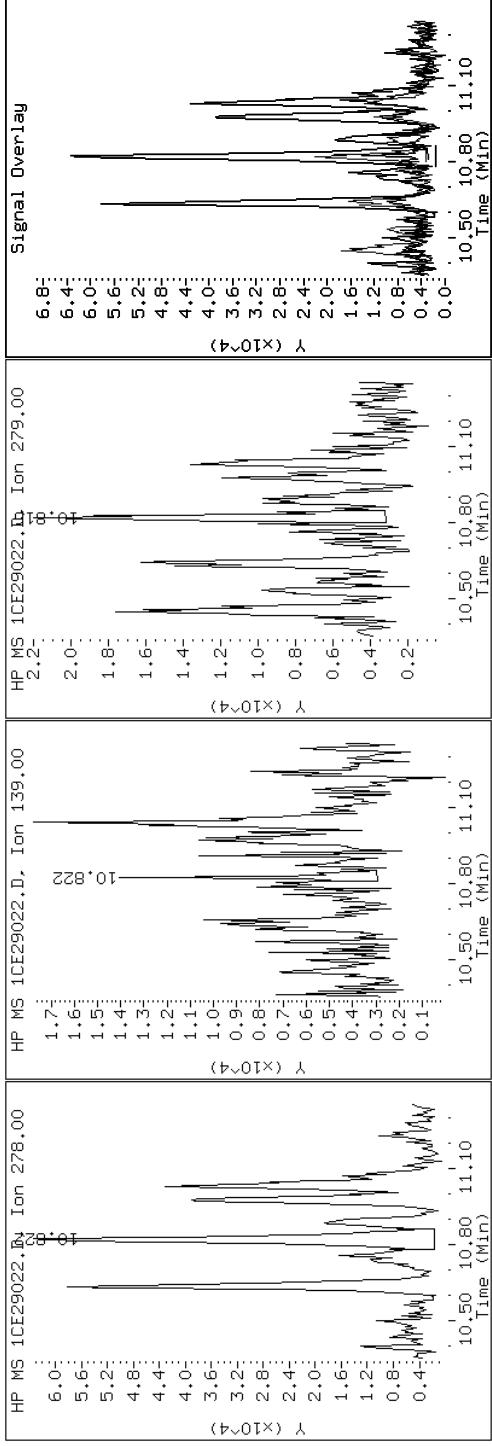
Client ID: CV0003A-CS

Instrument: BSMC5973.i

Sample Info: 680-90622-a-7-a

Operator: SCC

25 Dibenzo(a,h)anthracene



Data File: 1CE29022.D

Date: 29-MAY-2013 19:56

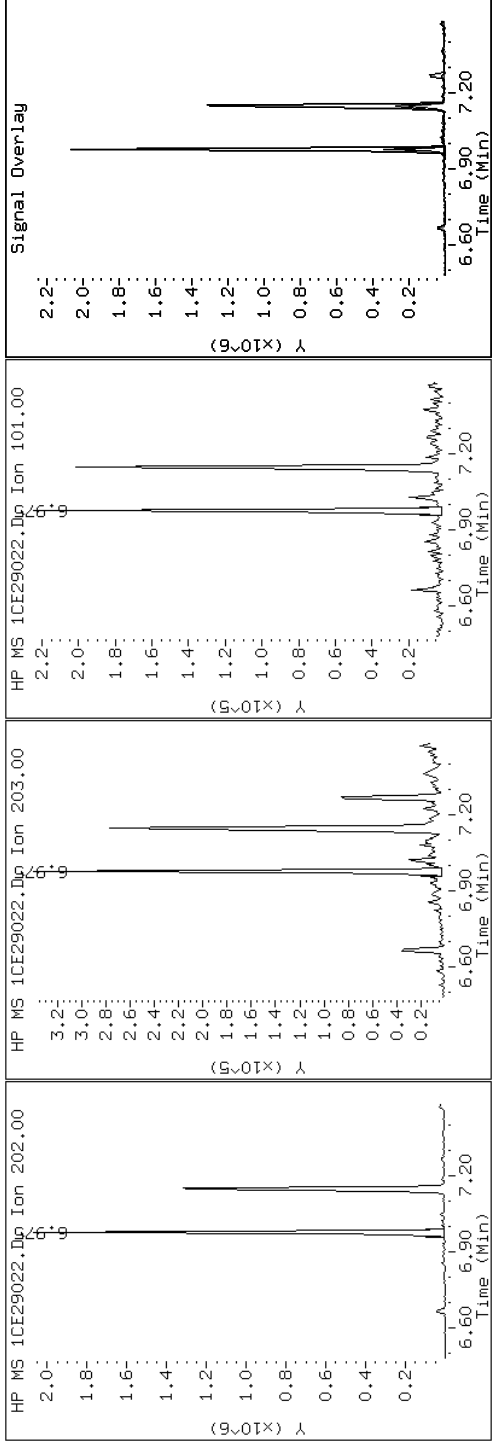
Client ID: CV0003A-CS

Instrument: BSMC5973.i

Sample Info: 680-90622-a-7-a

Operator: SCC

15 Fluoranthene



Data File: 1CE29022.D

Date: 29-MAY-2013 19:56

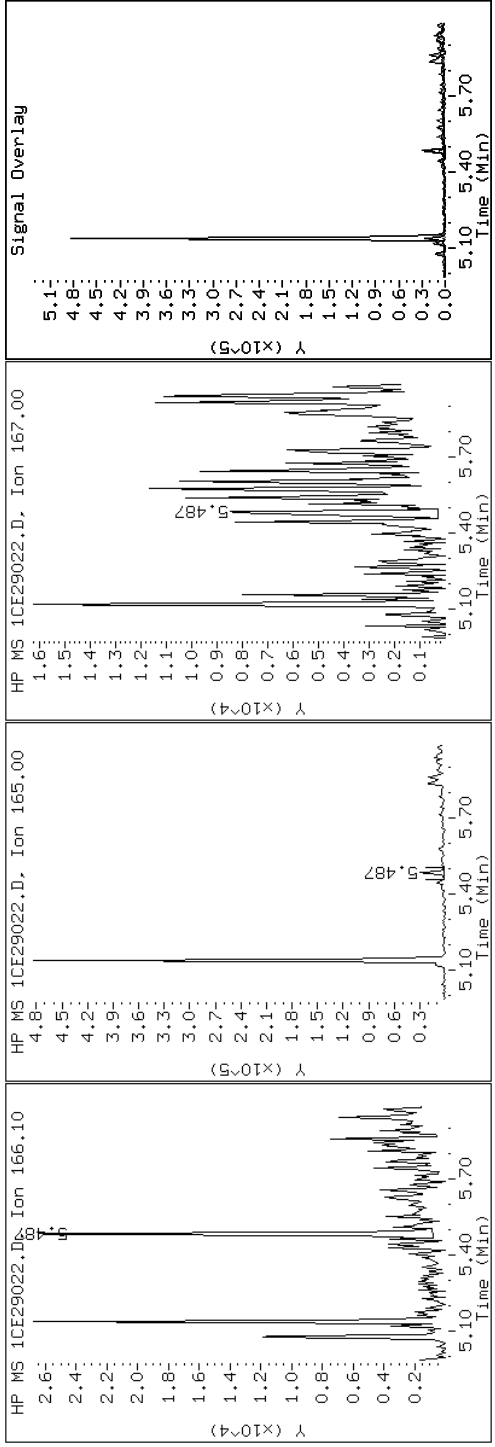
Client ID: CV0003A-CS

Instrument: BSMC5973.i

Sample Info: 680-90622-a-7-a

Operator: SCC

9 Fluorene





Data File: 1CE29022.D

Date: 29-MAY-2013 19:56

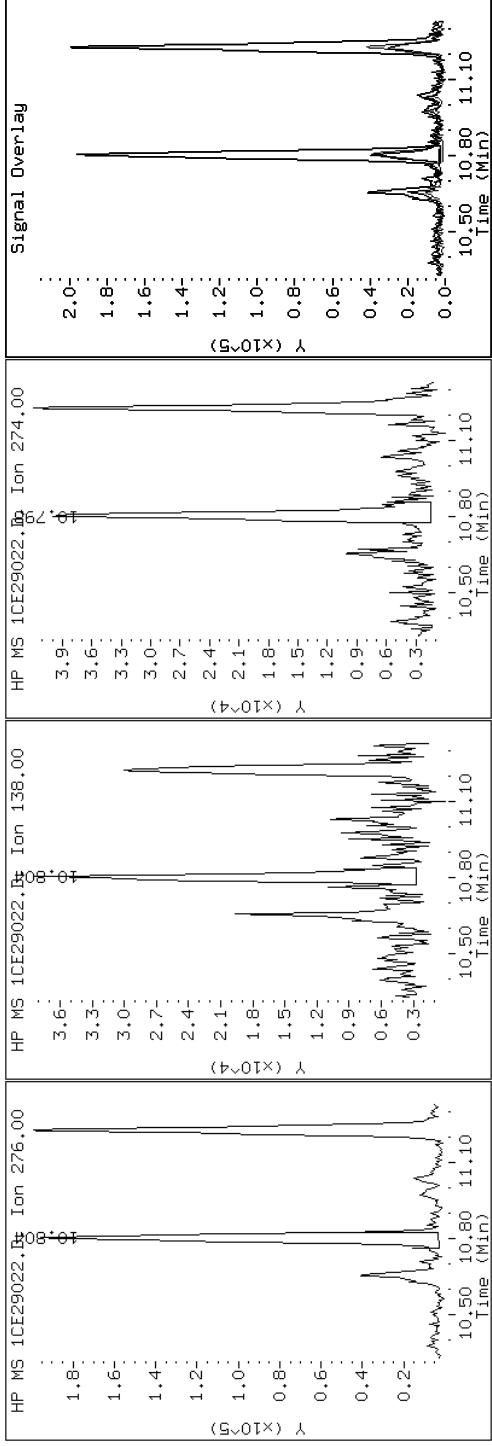
Client ID: CV0003A-CS

Instrument: BSMC5973.i

Sample Info: 680-90622-a-7-a

Operator: SCC

24 Indeno(1,2,3-cd)pyrene



Data File: 1CE29022.D

Date: 29-MAY-2013 19:56

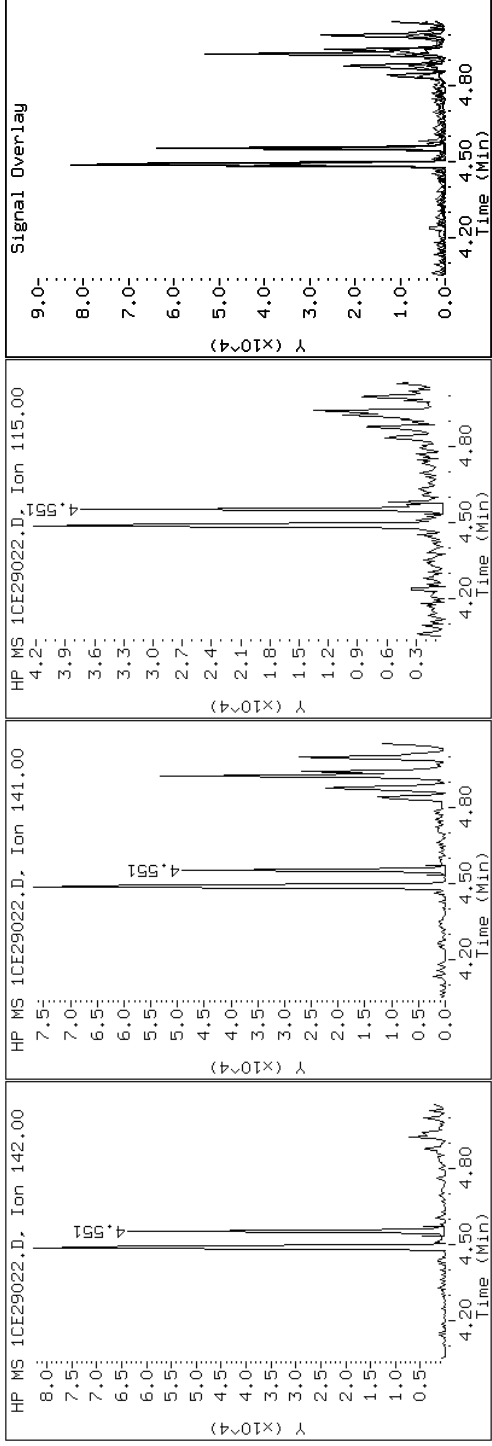
Client ID: CV0003A-CS

Instrument: BSMC5973.i

Sample Info: 680-90622-a-7-a

Operator: SCC

4 1-Methylnaphthalene



Data File: 1CE29022.D

Date: 29-MAY-2013 19:56

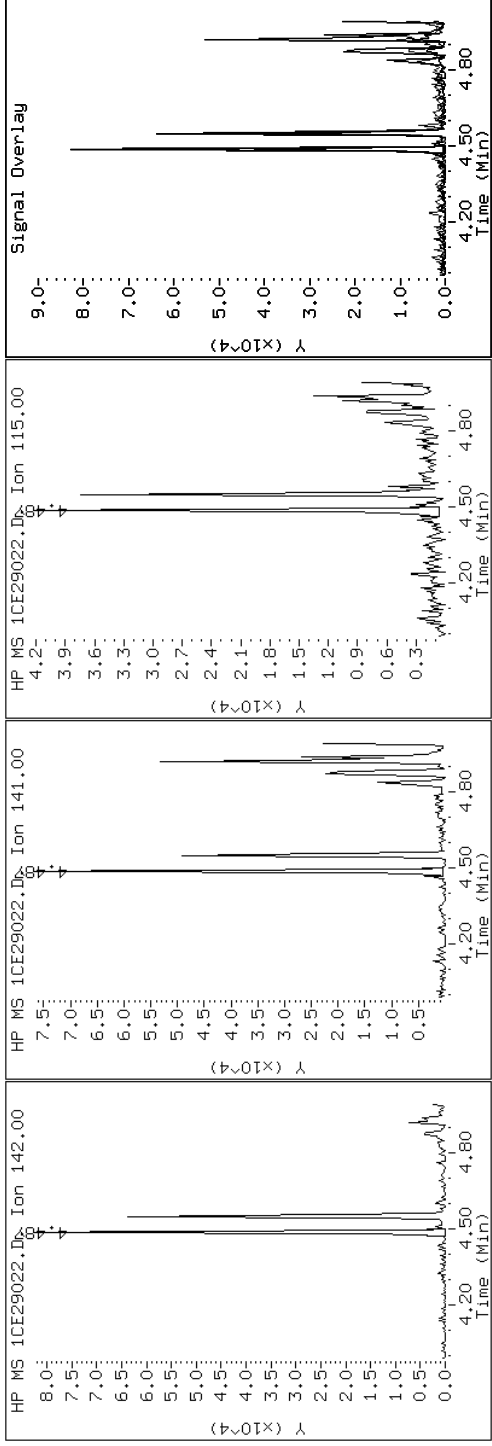
Client ID: CV0003A-CS

Instrument: BSMC5973.i

Sample Info: 680-90622-a-7-a

Operator: SCC

### 3 2-Methylnaphthalene



Data File: 1CE29022.D

Date: 29-MAY-2013 19:56

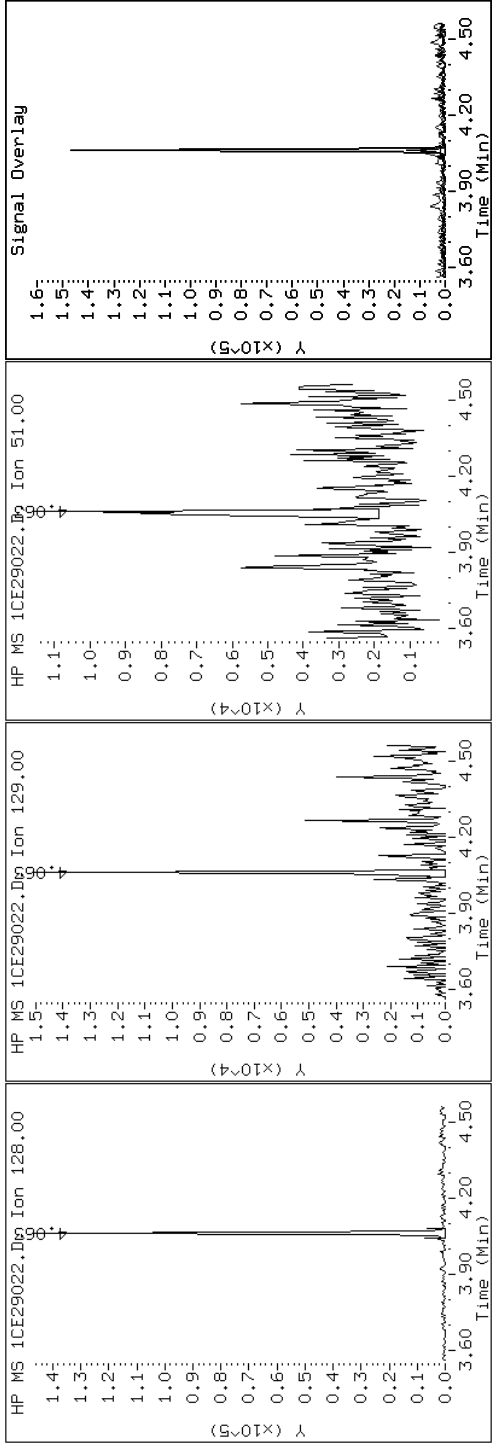
Client ID: CV0003A-CS

Instrument: BSMC5973.i

Sample Info: 680-90622-a-7-a

Operator: SCC

### 2 Naphthalene



Data File: 1CE29022.D

Date: 29-MAY-2013 19:56

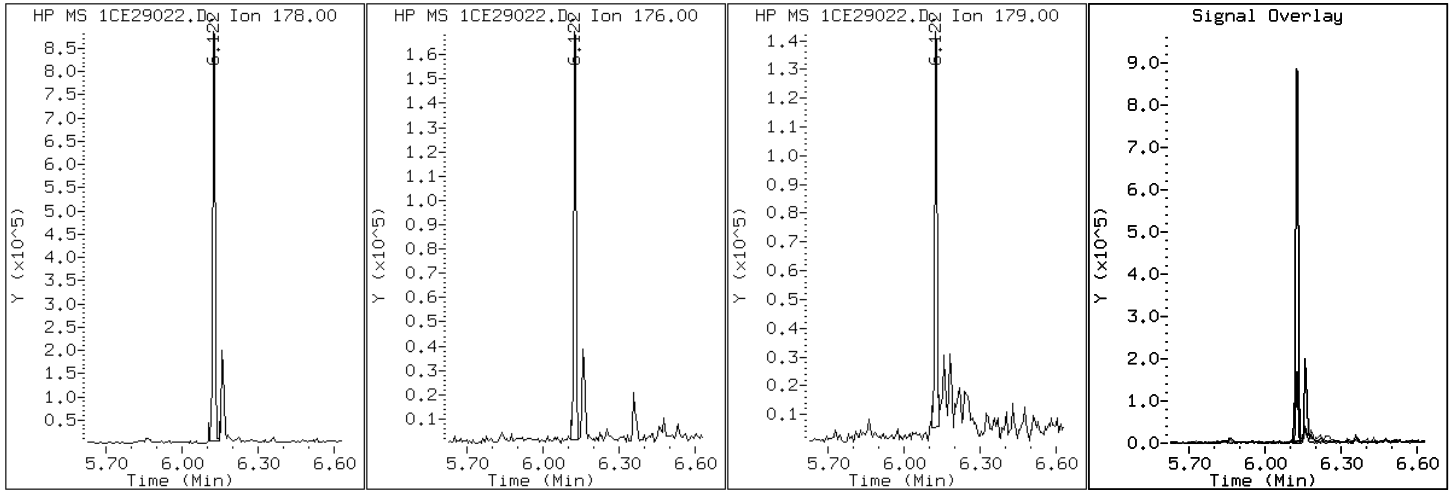
Client ID: CV0003A-CS

Instrument: BSMC5973.i

Sample Info: 680-90622-a-7-a

Operator: SCC

11 Phenanthrene



Data File: 1CE29022.D

Date: 29-MAY-2013 19:56

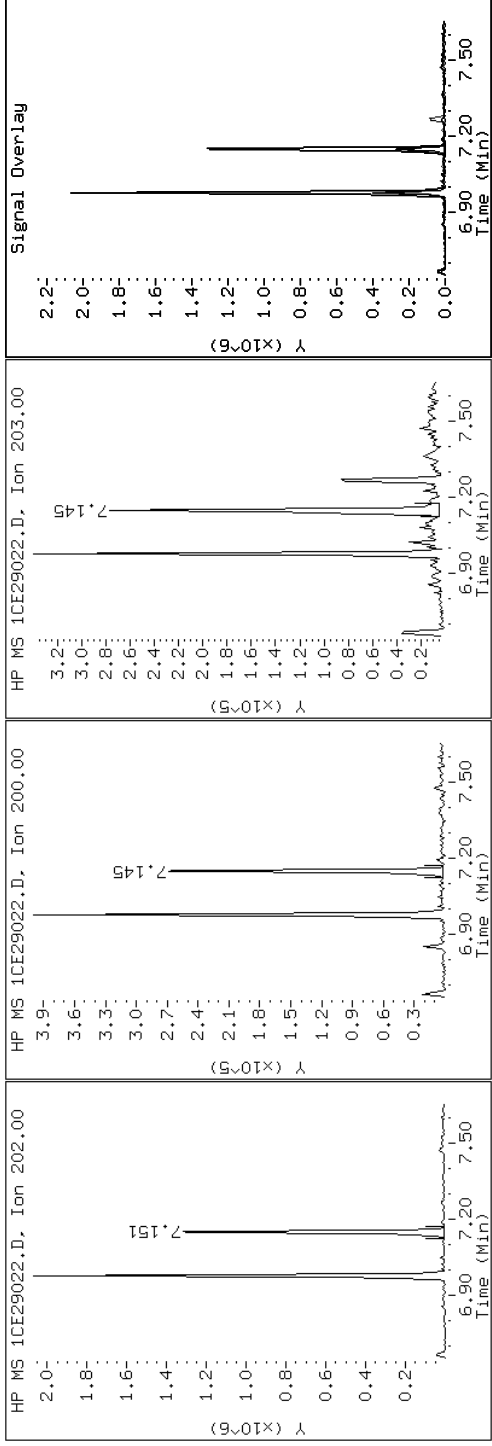
Client ID: CV0003A-CS

Instrument: BSMC5973.i

Sample Info: 680-90622-a-7-a

Operator: SCC

16 Pyrene

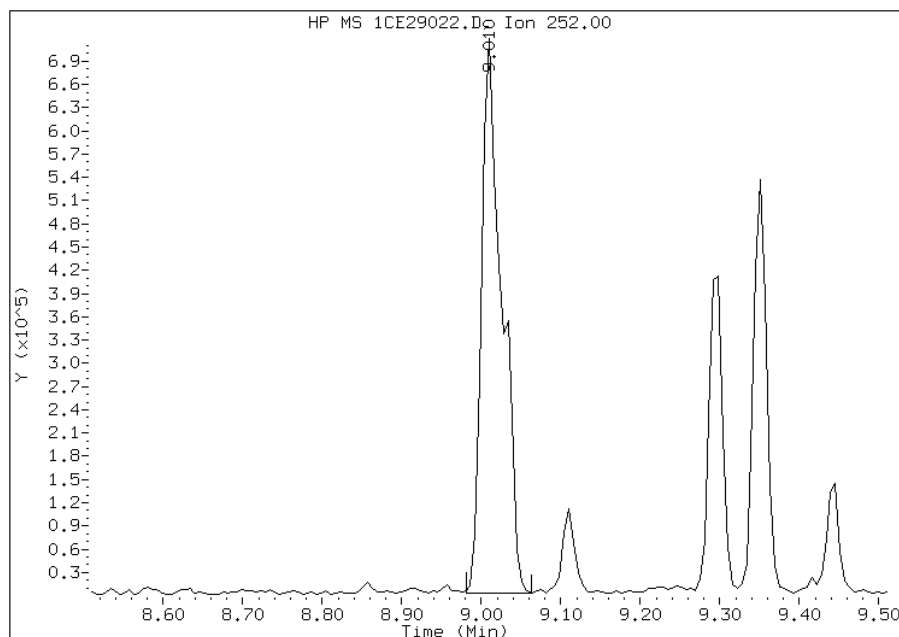


# Manual Integration Report

Data File: 1CE29022.D  
Inj. Date and Time: 29-MAY-2013 19:56  
Instrument ID: BSMC5973.i  
Client ID: CV0003A-CS  
Compound: 20 Benzo(b)fluoranthene  
CAS #: 205-99-2  
Report Date: 06/03/2013

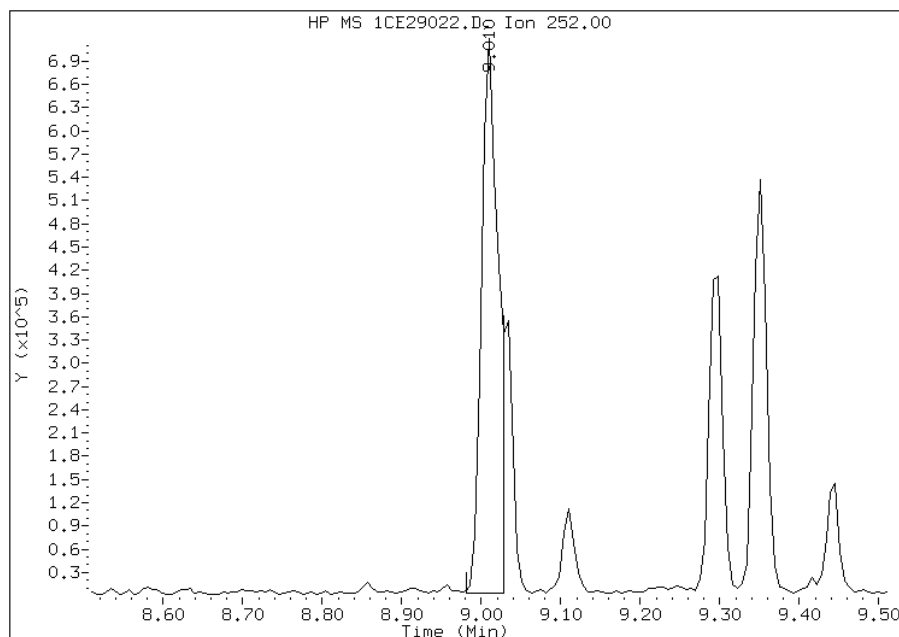
## Processing Integration Results

RT: 9.01  
Response: 1273105  
Amount: 13  
Conc: 1064



## Manual Integration Results

RT: 9.01  
Response: 1045965  
Amount: 10  
Conc: 874



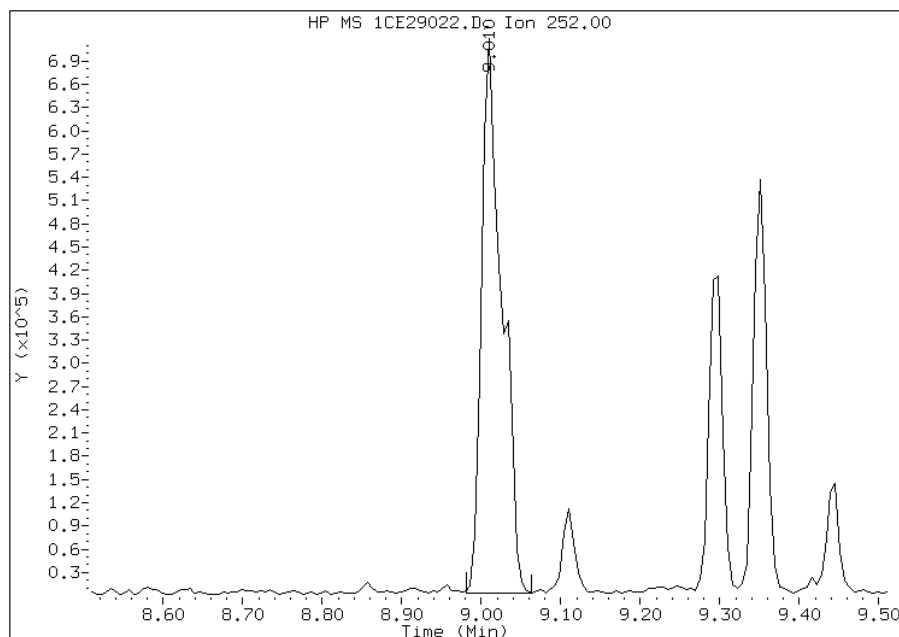
Manually Integrated By: cantins  
Modification Date: 03-Jun-2013 13:51  
Manual Integration Reason: Split Peak

# Manual Integration Report

Data File: 1CE29022.D  
Inj. Date and Time: 29-MAY-2013 19:56  
Instrument ID: BSMC5973.i  
Client ID: CV0003A-CS  
Compound: 21 Benzo(k)fluoranthene  
CAS #: 207-08-9  
Report Date: 06/03/2013

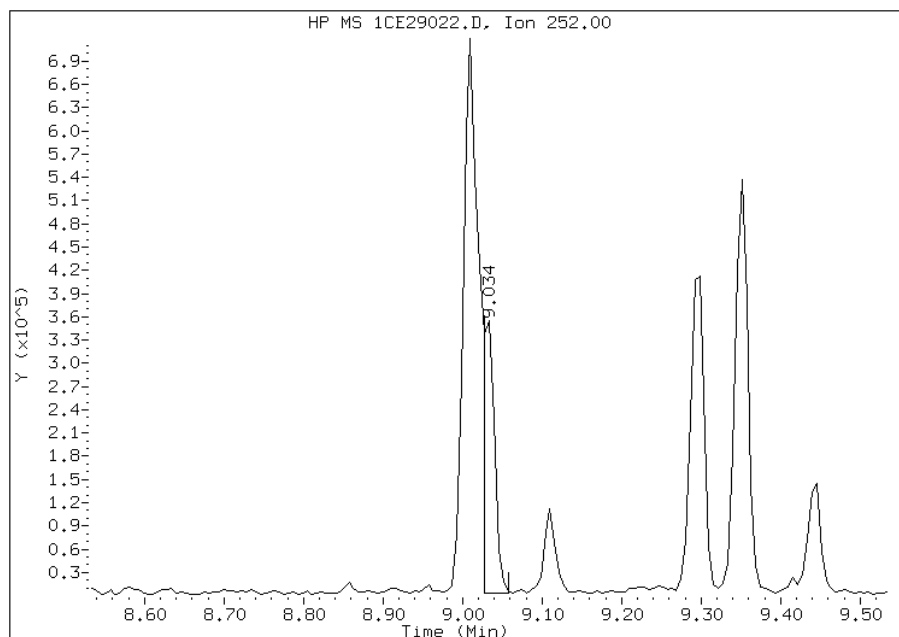
## Processing Integration Results

RT: 9.01  
Response: 1279862  
Amount: 11  
Conc: 958



## Manual Integration Results

RT: 9.03  
Response: 347259  
Amount: 3  
Conc: 260



Manually Integrated By: cantins  
Modification Date: 03-Jun-2013 13:51  
Manual Integration Reason: Baseline Event

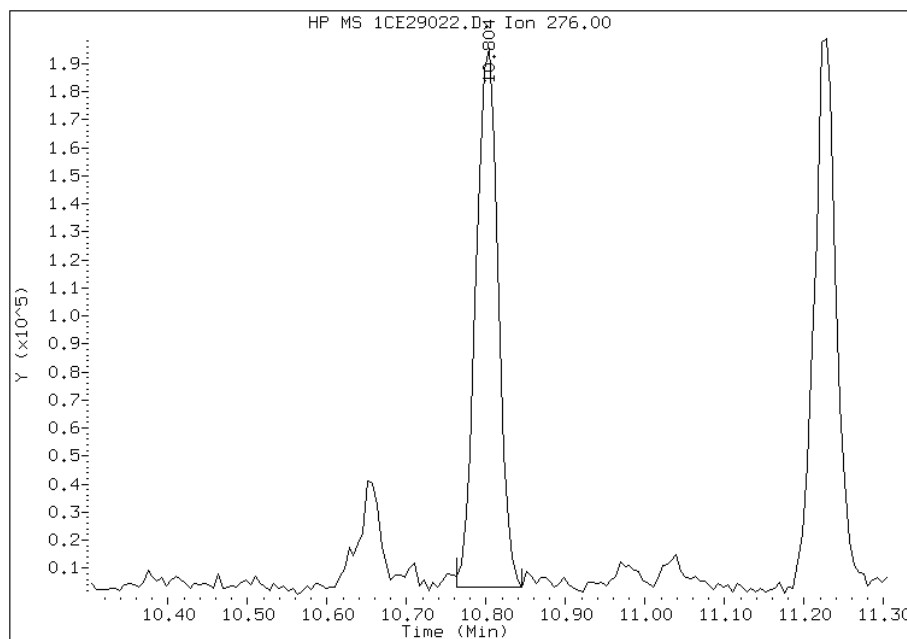


# Manual Integration Report

Data File: 1CE29022.D  
Inj. Date and Time: 29-MAY-2013 19:56  
Instrument ID: BSMC5973.i  
Client ID: CV0003A-CS  
Compound: 24 Indeno(1,2,3-cd)pyrene  
CAS #: 193-39-5  
Report Date: 06/03/2013

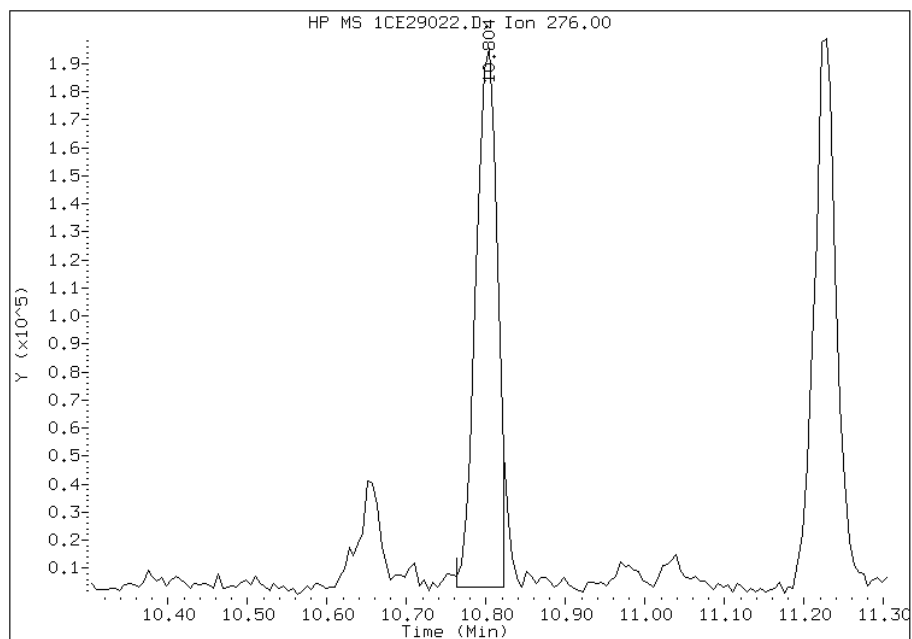
## Processing Integration Results

RT: 10.80  
Response: 372916  
Amount: 4  
Conc: 300



## Manual Integration Results

RT: 10.80  
Response: 359532  
Amount: 3  
Conc: 289



Manually Integrated By: cantins  
Modification Date: 03-Jun-2013 13:51  
Manual Integration Reason: Split Peak

FORM I  
GC/MS SEMI VOA ORGANICS ANALYSIS DATA SHEET

Lab Name: TestAmerica Tampa Job No.: 680-90622-1  
 SDG No.: 68090622-1  
 Client Sample ID: CV0003B-GS Lab Sample ID: 680-90622-8  
 Matrix: Solid Lab File ID: 1CE29023.D  
 Analysis Method: 8270C LL Date Collected: 05/20/2013 15:25  
 Extract. Method: 3546 Date Extracted: 05/24/2013 06:38  
 Sample wt/vol: 15.19(g) Date Analyzed: 05/29/2013 20:15  
 Con. Extract Vol.: 1(mL) Dilution Factor: 1  
 Injection Volume: 1(uL) Level: (low/med) Low  
 % Moisture: 27.3 GPC Cleanup: (Y/N) N  
 Analysis Batch No.: 137885 Units: ug/Kg

CAS NO.	COMPOUND NAME	RESULT	Q	RL	MDL
83-32-9	Acenaphthene	140	U	140	27
208-96-8	Acenaphthylene	13	J	54	6.8
120-12-7	Anthracene	29		11	5.7
56-55-3	Benzo[a]anthracene	120		11	5.3
50-32-8	Benzo[a]pyrene	120		14	7.1
205-99-2	Benzo[b]fluoranthene	260		17	8.3
191-24-2	Benzo[g,h,i]perylene	250		27	6.0
207-08-9	Benzo[k]fluoranthene	75		11	4.9
218-01-9	Chrysene	220		12	6.1
53-70-3	Dibenz(a,h)anthracene	48		27	5.6
206-44-0	Fluoranthene	140		27	5.4
86-73-7	Fluorene	20	J	27	5.6
193-39-5	Indeno[1,2,3-cd]pyrene	140		27	9.6
90-12-0	1-Methylnaphthalene	99		54	6.0
91-57-6	2-Methylnaphthalene	160		54	9.6
91-20-3	Naphthalene	160		54	6.0
85-01-8	Phenanthrene	190	B	11	5.3
129-00-0	Pyrene	170		27	5.0

CAS NO.	SURROGATE	%REC	Q	LIMITS
84-15-1	o-Terphenyl	62		30-130

TestAmerica Laboratories

Semivolatiles 8270C low level PAH

Data file : \\tam-chemsrv\chem\SM\BSMC5973.i\1C052913.b\1CE29023.D  
 Lab Smp Id: 680-90622-A-8-A Client Smp ID: CV0003B-GS  
 Inj Date : 29-MAY-2013 20:15  
 Operator : SCC Inst ID: BSMC5973.i  
 Smp Info : 680-90622-a-8-a  
 Misc Info : 680-90622-A-8-A  
 Comment :  
 Method : \\tam-chemsrv\chem\SM\BSMC5973.i\1C052913.b\a-bFASTPAHi-m.m  
 Meth Date : 30-May-2013 11:17 cantins Quant Type: ISTD  
 Cal Date : 22-MAY-2013 18:05 Cal File: 1CE22020.D  
 Als bottle: 21  
 Dil Factor: 1.00000  
 Integrator: HP RTE Compound Sublist: pah.sub  
 Target Version: 4.14  
 Processing Host: TAM1000

Concentration Formula:

$$\text{Amt} * \text{DF} * 1/\text{Vi} * \text{Vt}/\text{Ws} * 100/(100 - \text{M}) * \text{A} * \text{B} * \text{C} * \text{D} * \text{GPC} * \text{CpndVariable}$$

Name	Value	Description
DF	1.000	Dilution Factor
Vi	1.000	Injection Volume
Vt	1.000	Final Volume
Ws	15.190	Weight Extracted
M	27.252	% Moisture
A	1000.000	uL to mL conversion
B	1000.000	g to kg conversion
C	0.00100	ng to ug conversion
D	1.000	ug to mg conversion(value = 1 if no conv)
GPC	1.000	GPC FACTOR
Cpnd Variable		Local Compound Variable

Compounds	QUANT	SIG	MASS	RT	EXP RT	REL RT	RESPONSE	CONCENTRATIONS	
								ON-COLUMN (ug/ml)	FINAL (ug/Kg)
* 1 Naphthalene-d8	136	4.051	4.051 (1.000)	3072443	40.0000				
* 6 Acenaphthene-d10	164	5.139	5.140 (1.000)	2301781	40.0000				
* 10 Phenanthrene-d10	188	6.110	6.110 (1.000)	4545777	40.0000				
\$ 14 o-Terphenyl	230	6.357	6.363 (1.040)	441592	6.23615	564.3379			
* 18 Chrysene-d12	240	8.074	8.086 (1.000)	3985607	40.0000				
* 23 Perylene-d12	264	9.421	9.433 (1.000)	3832219	40.0000				
2 Naphthalene	128	4.063	4.062 (1.003)	149849	1.72828	156.4002			
3 2-Methylnaphthalene	142	4.486	4.493 (1.107)	86491	1.79845	162.7496			
4 1-Methylnaphthalene	142	4.551	4.551 (1.123)	51743	1.09356	98.9608			
5 Acenaphthylene	152	5.051	5.051 (0.983)	12961	0.14688	13.2921			
9 Fluorene	166	5.486	5.487 (1.068)	15344	0.21732	19.6662			
11 Phenanthrene	178	6.127	6.128 (1.003)	288723	2.14981	194.5464			
12 Anthracene	178	6.162	6.163 (1.009)	39991	0.32141	29.0862			
13 Carbazole	167	6.262	6.263 (1.025)	33433	0.40254	36.4274			

Compounds	QUANT SIG		CONCENTRATIONS				
	MASS	RT	EXP RT	REL RT	RESPONSE	ON-COLUMN (ug/ml)	FINAL (ug/Kg)
=====	=====	=====	=====	=====	=====	=====	=====
15 Fluoranthene	202	6.974	6.981	(1.142)	218785	1.59378	144.2283
16 Pyrene	202	7.151	7.151	(0.886)	206131	1.91529	173.3235
17 Benzo(a)anthracene	228	8.068	8.081	(0.999)	142507	1.29668	117.3429
19 Chrysene	228	8.092	8.109	(1.002)	266526	2.40872	217.9759
20 Benzo(b)fluoranthene	252	9.009	9.028	(0.956)	271324	2.88165	260.7740
21 Benzo(k)fluoranthene	252	9.033	9.051	(0.959)	87196	0.82916	75.0344
22 Benzo(a)pyrene	252	9.356	9.369	(0.993)	115802	1.30338	117.9489
24 Indeno(1,2,3-cd)pyrene	276	10.809	10.827	(1.147)	138630	1.51099	136.7366(M)
25 Dibenzo(a,h)anthracene	278	10.833	10.850	(1.150)	43282	0.52915	47.8853(M)
26 Benzo(g,h,i)perylene	276	11.239	11.256	(1.193)	249587	2.80345	253.6974(M)

QC Flag Legend

M - Compound response manually integrated.

Data File: 1CE29023.D

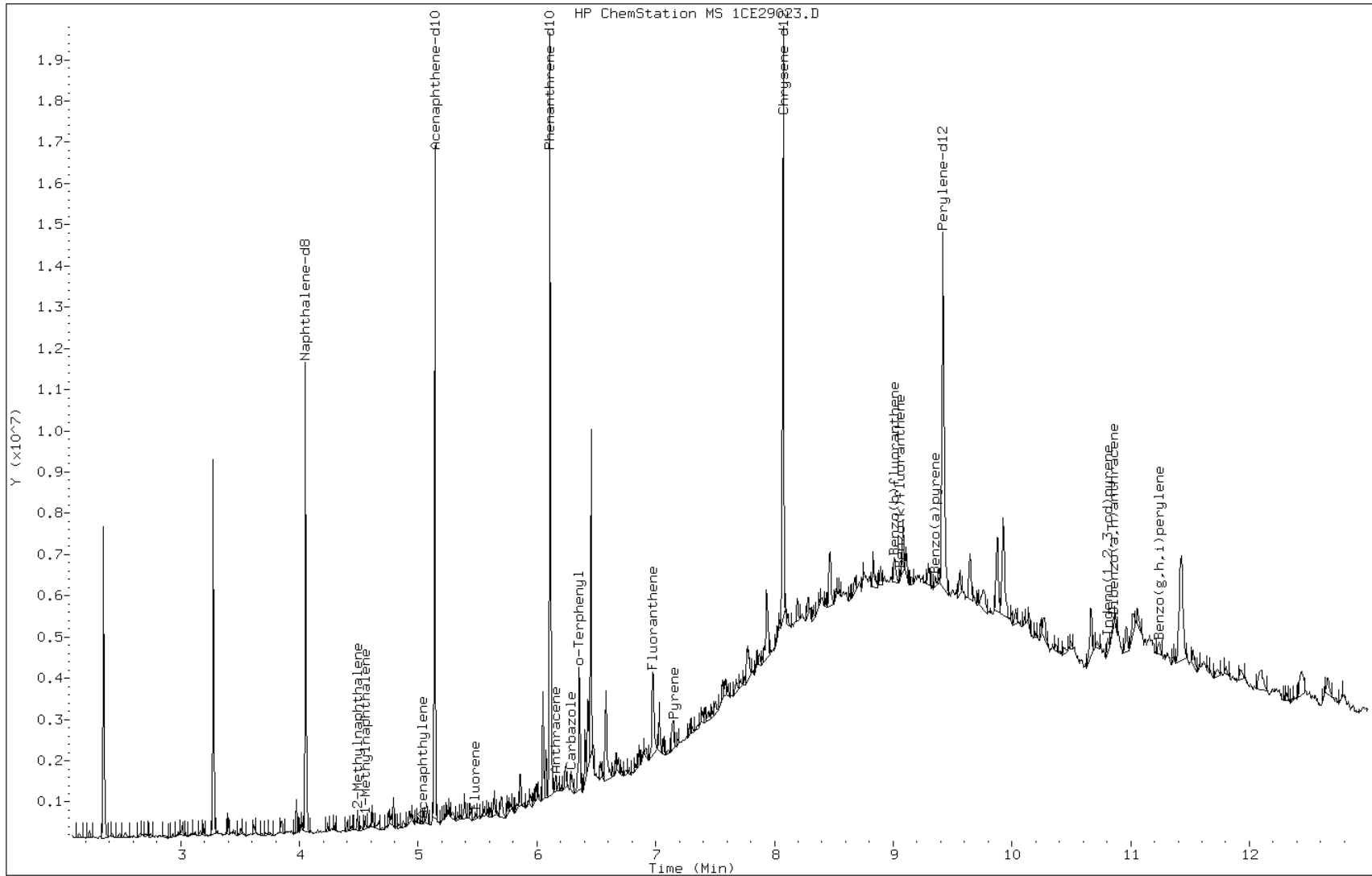
Date: 29-MAY-2013 20:15

Client ID: CV0003B-GS

Instrument: BSMC5973.i

Sample Info: 680-90622-a-8-a

Operator: SCC



Data File: 1CE29023.D

Date: 29-MAY-2013 20:15

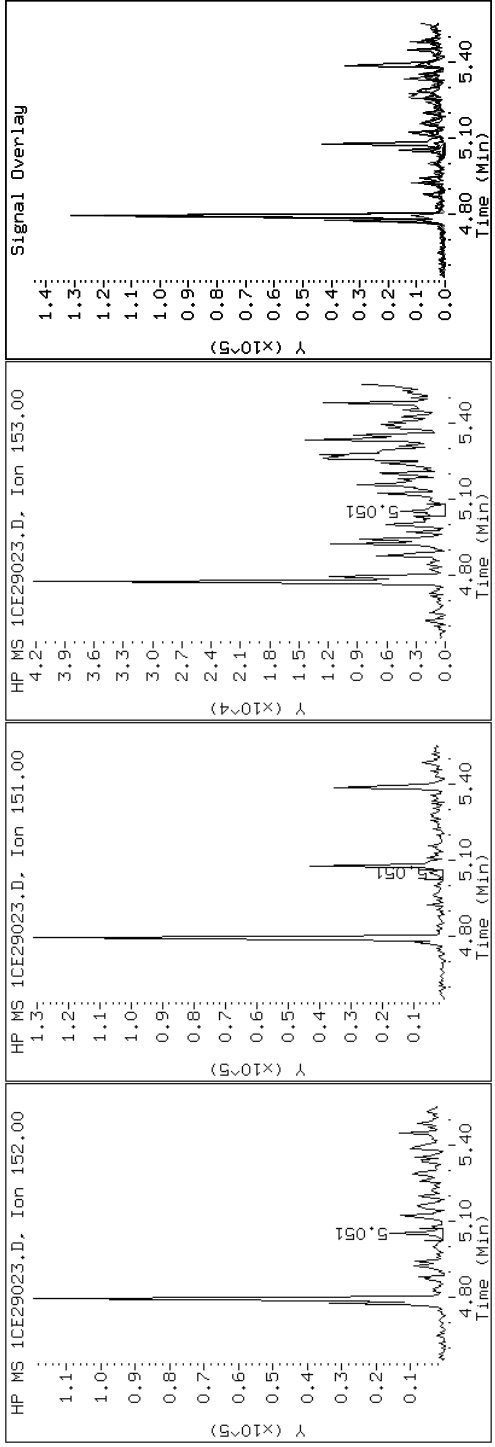
Client ID: CV0003B-GS

Instrument: BSMC5973.i

Sample Info: 680-90622-a-8-a

Operator: SCC

5 Acenaphthylene



Data File: 1CE29023.D

Date: 29-MAY-2013 20:15

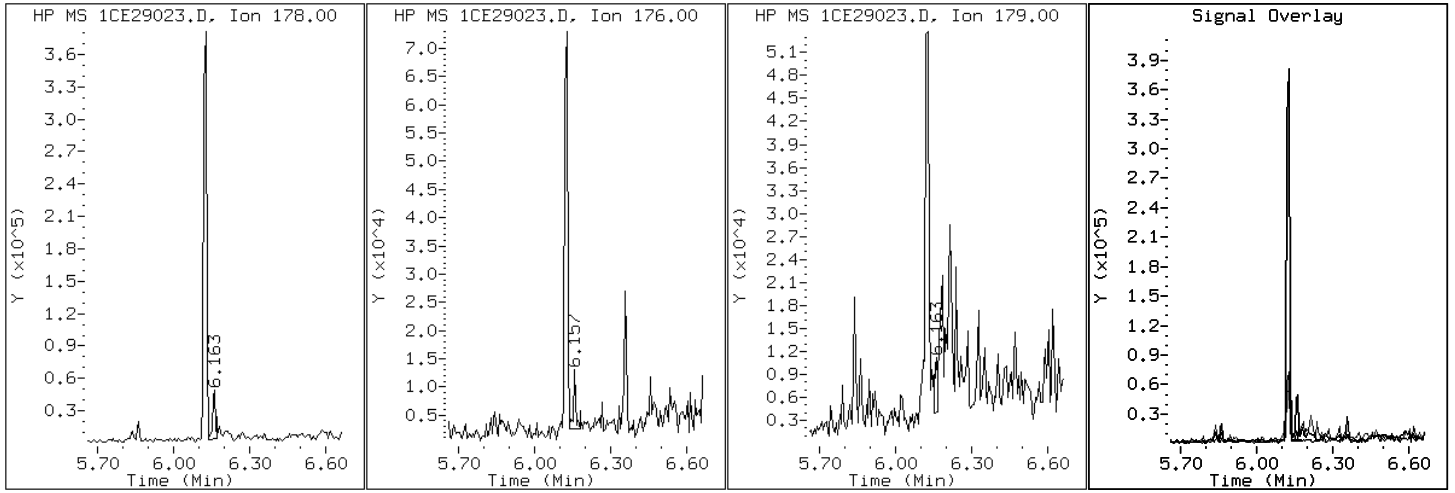
Client ID: CV0003B-GS

Instrument: BSMC5973.i

Sample Info: 680-90622-a-8-a

Operator: SCC

12 Anthracene



Data File: 1CE29023.D

Date: 29-MAY-2013 20:15

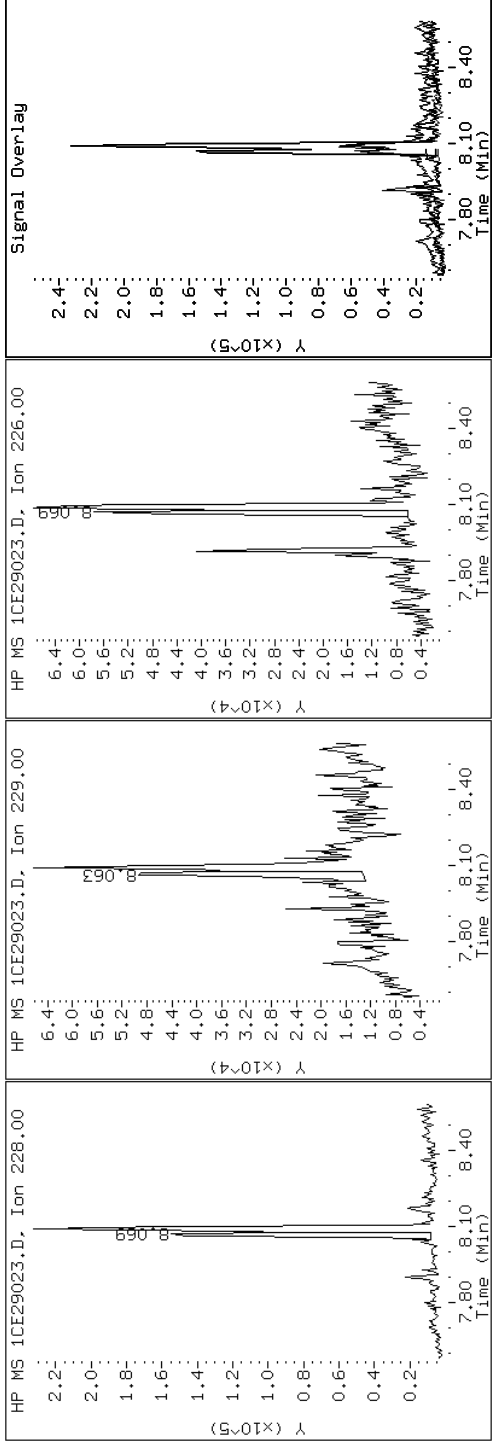
Client ID: CV0003B-GS

Instrument: BSMC5973.i

Sample Info: 680-90622-a-8-a

Operator: SCC

17 Benzo(a)anthracene





Data File: 1CE29023.D

Date: 29-MAY-2013 20:15

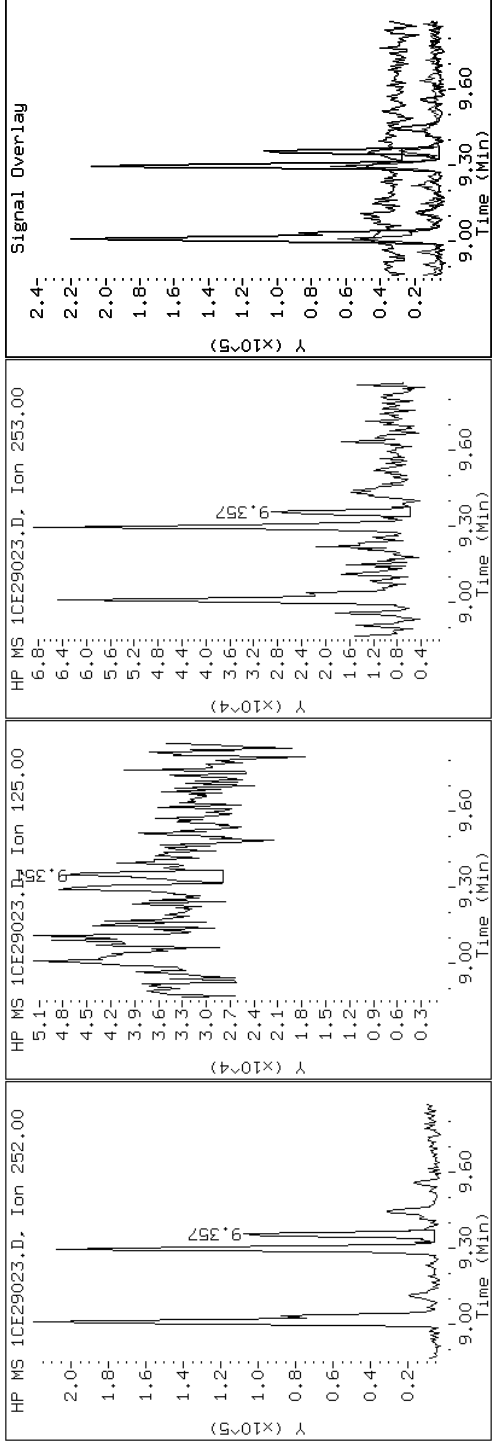
Client ID: CV0003B-GS

Instrument: BSMC5973.i

Sample Info: 680-90622-a-8-a

Operator: SCC

22 Benzo(a)pyrene



Data File: 1CE29023.D

Date: 29-MAY-2013 20:15

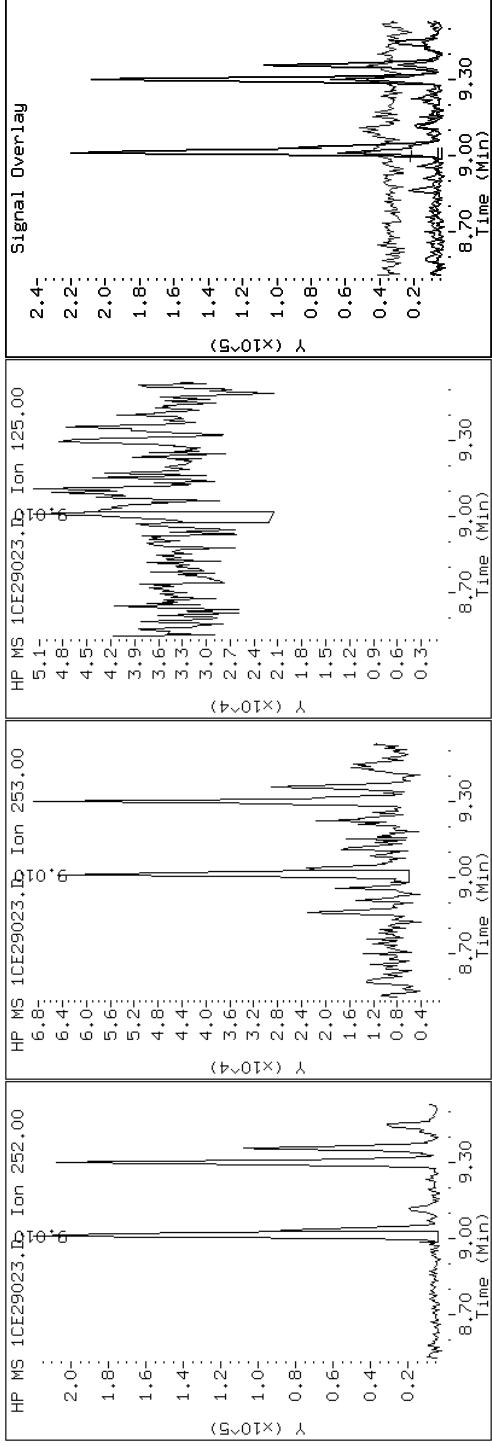
Client ID: CV0003B-GS

Instrument: BSMC5973.i

Sample Info: 680-90622-a-8-a

Operator: SCC

20 Benzo(b)fluoranthene



Data File: 1CE29023.D

Date: 29-MAY-2013 20:15

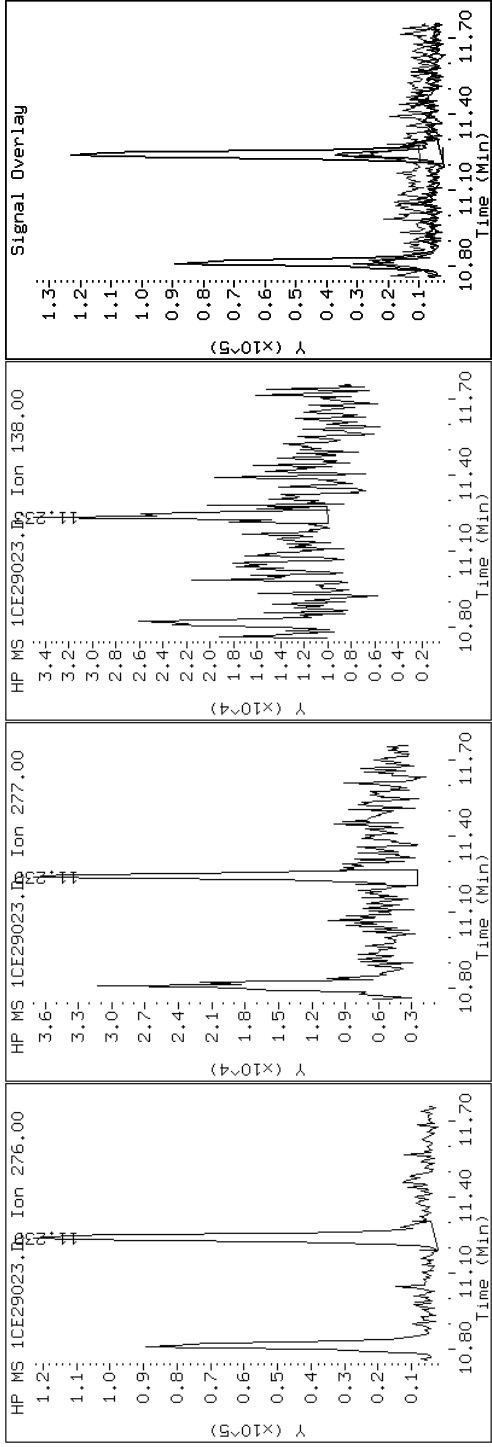
Client ID: CV0003B-GS

Instrument: BSMC5973.i

Sample Info: 680-90622-a-8-a

Operator: SCC

26 Benzo(g,h,i)perylene



Data File: 1CE29023.D

Date: 29-MAY-2013 20:15

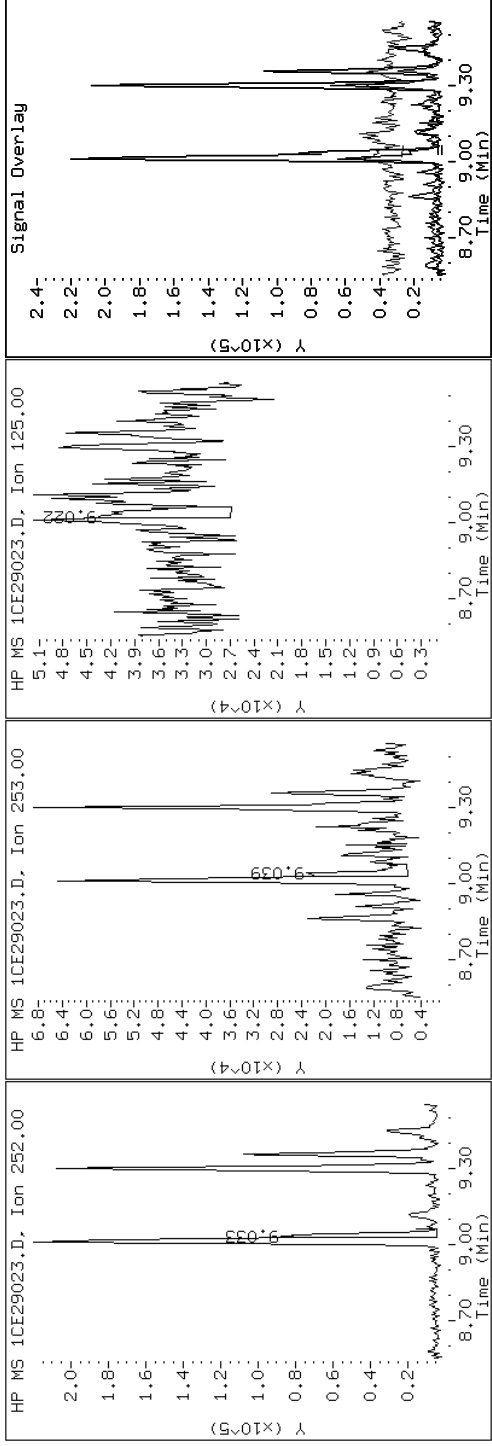
Client ID: CV0003B-GS

Instrument: BSMC5973.i

Sample Info: 680-90622-a-8-a

Operator: SCC

21 Benzo(k)fluoranthene



Data File: 1CE29023.D

Date: 29-MAY-2013 20:15

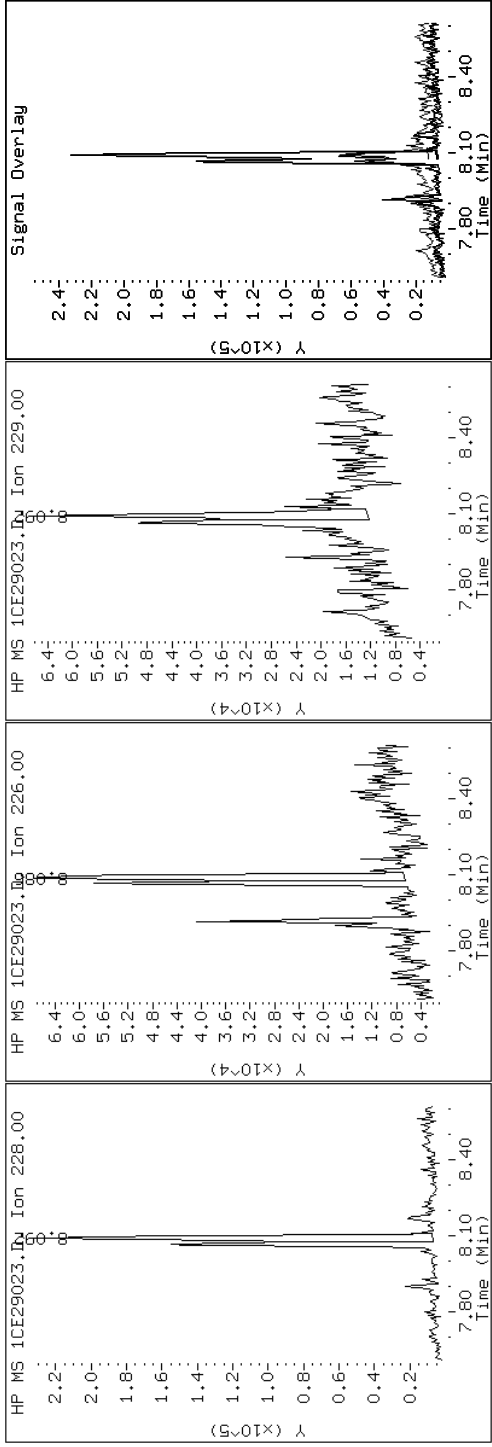
Client ID: CV0003B-GS

Instrument: BSMC5973.i

Sample Info: 680-90622-a-8-a

Operator: SCC

19 Chrysene



Data File: 1CE29023.D

Date: 29-MAY-2013 20:15

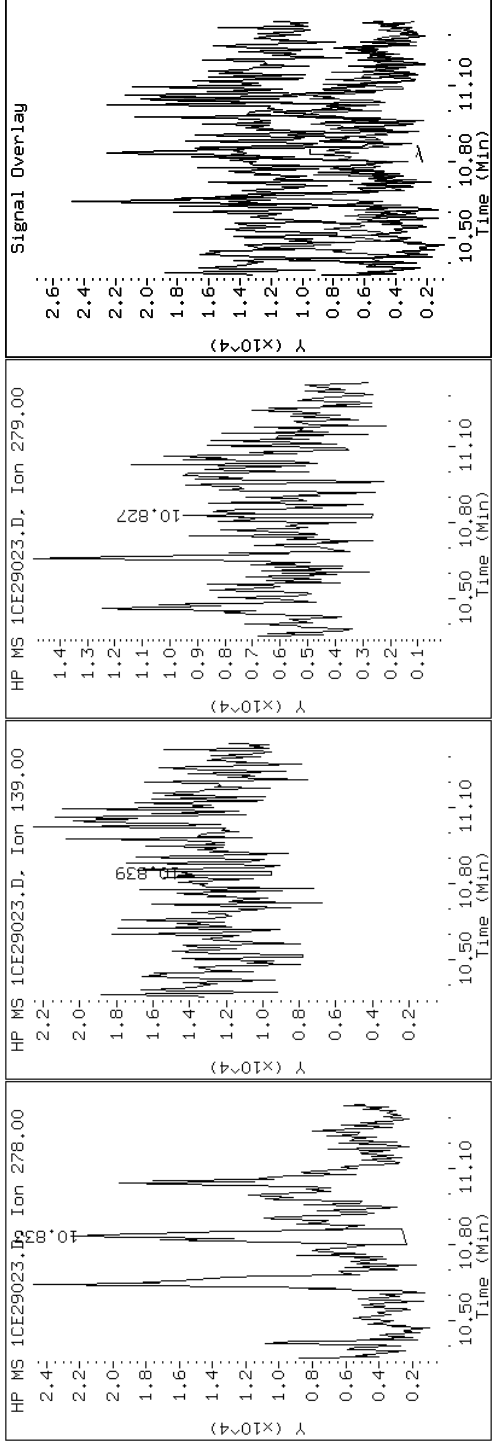
Client ID: CV0003B-GS

Instrument: BSMC5973.i

Sample Info: 680-90622-a-8-a

Operator: SCC

25 Dibenzo(a,h)anthracene



Data File: 1CE29023.D

Date: 29-MAY-2013 20:15

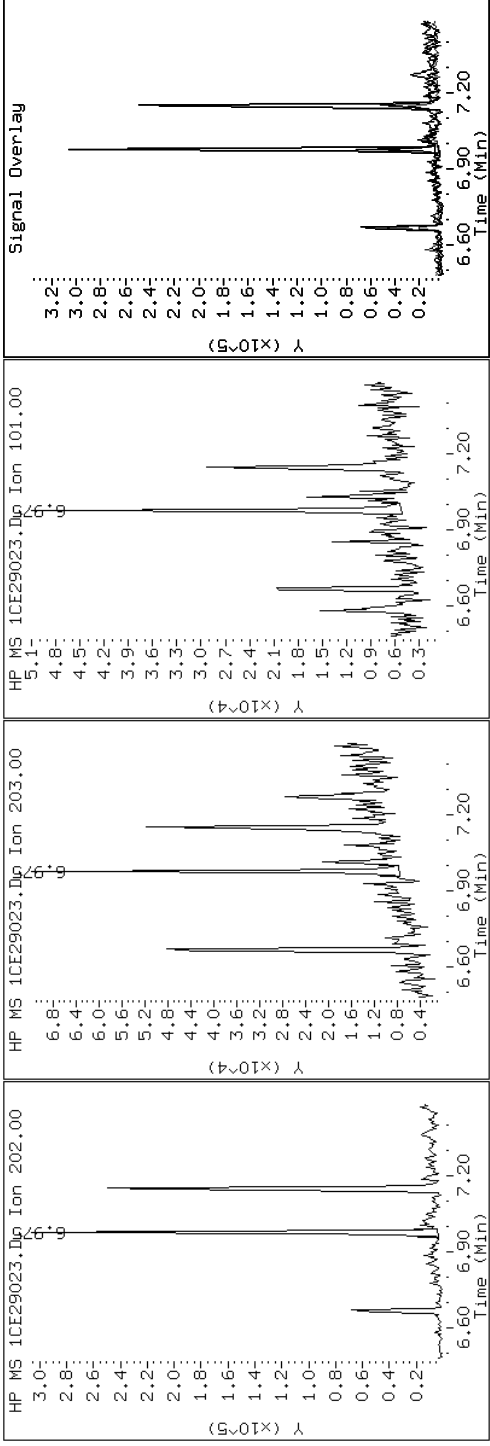
Client ID: CV0003B-GS

Instrument: BSMC5973.i

Sample Info: 680-90622-a-8-a

Operator: SCC

15 Fluoranthene



Data File: 1CE29023.D

Date: 29-MAY-2013 20:15

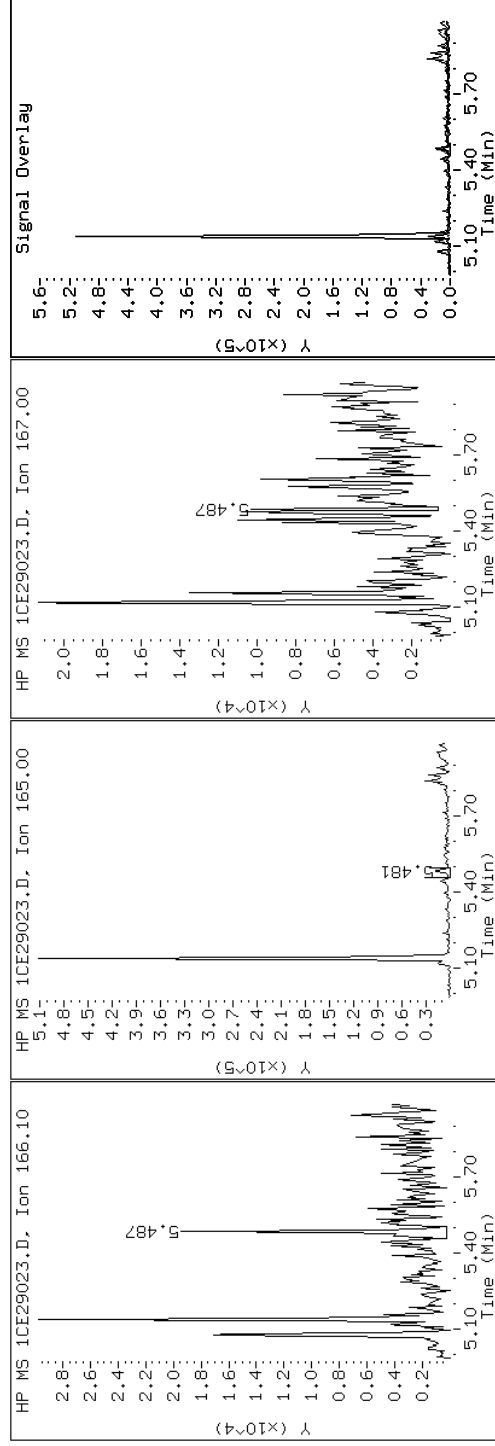
Client ID: CV0003B-GS

Instrument: BSMC5973.i

Sample Info: 680-90622-a-8-a

Operator: SCC

### 9 Fluorene





Data File: 1CE29023.D

Date: 29-MAY-2013 20:15

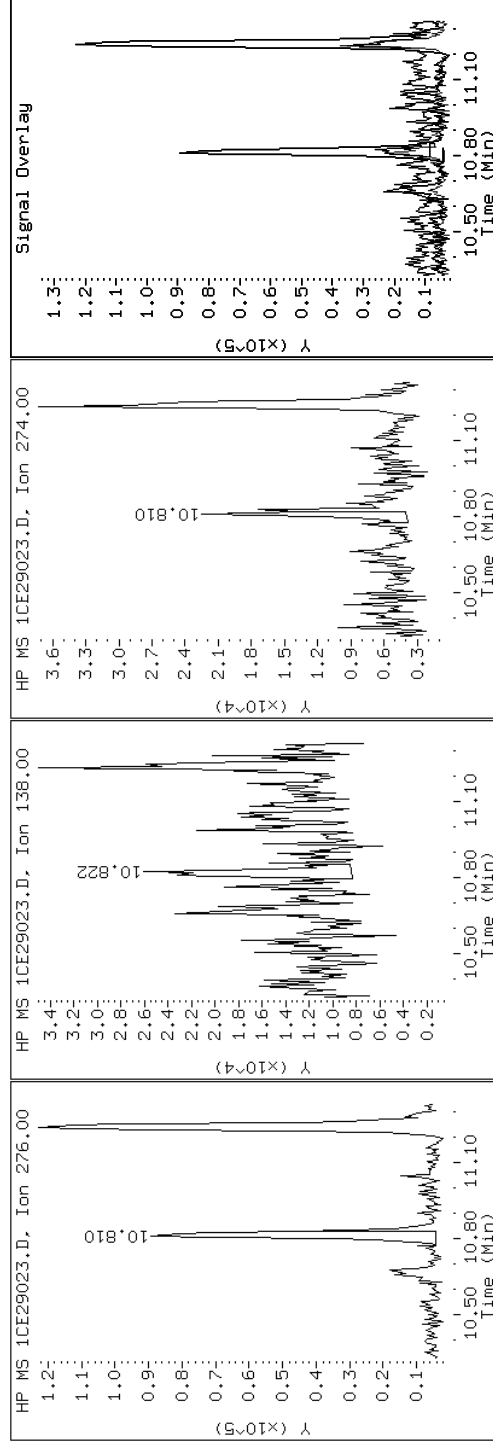
Client ID: CV0003B-GS

Instrument: BSMC5973.i

Sample Info: 680-90622-a-8-a

Operator: SCC

24 Indeno(1,2,3-cd)pyrene



Data File: 1CE29023.D

Date: 29-MAY-2013 20:15

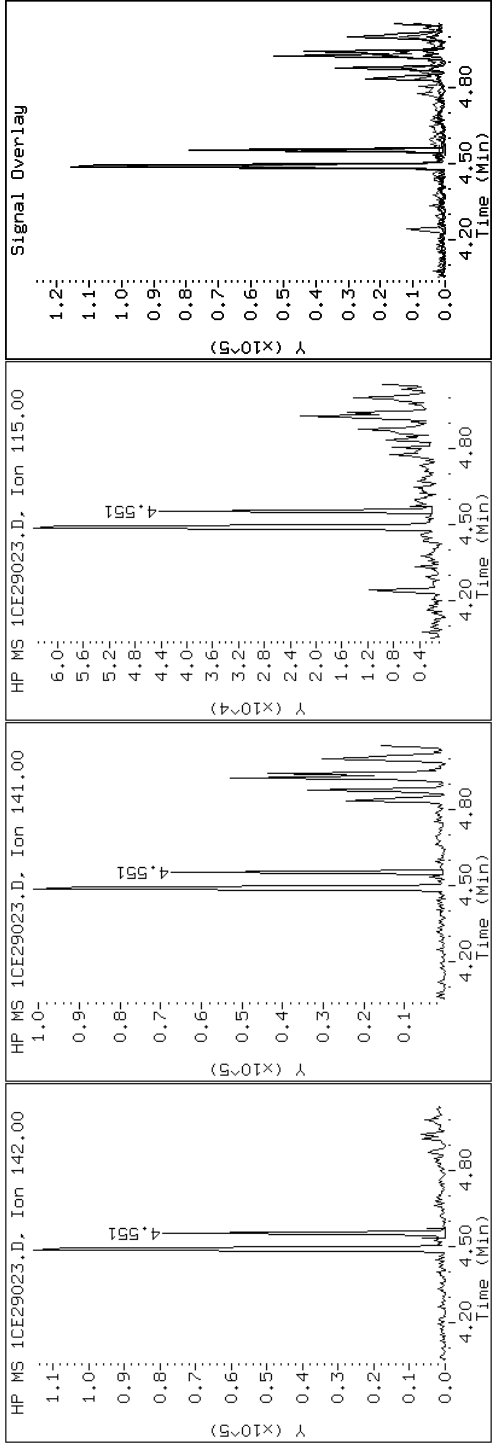
Client ID: CV0003B-GS

Instrument: BSMC5973.i

Sample Info: 680-90622-a-8-a

Operator: SCC

4 1-Methylnaphthalene



Data File: 1CE29023.D

Date: 29-MAY-2013 20:15

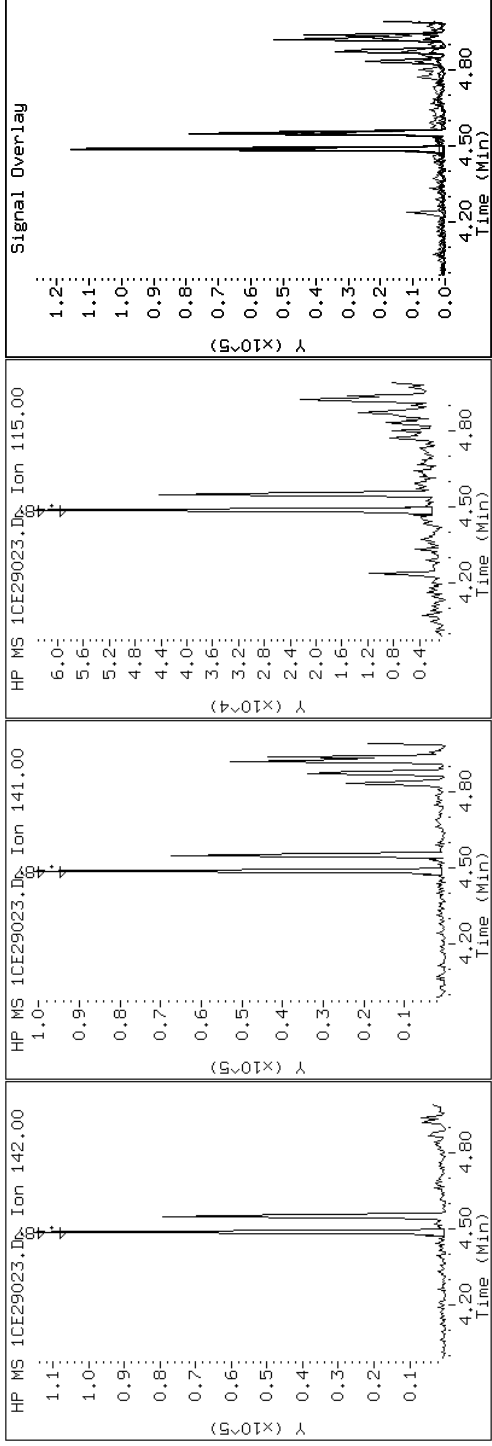
Client ID: CV0003B-GS

Instrument: BSMC5973.i

Sample Info: 680-90622-a-8-a

Operator: SCC

3 2-Methylnaphthalene



Data File: 1CE29023.D

Date: 29-MAY-2013 20:15

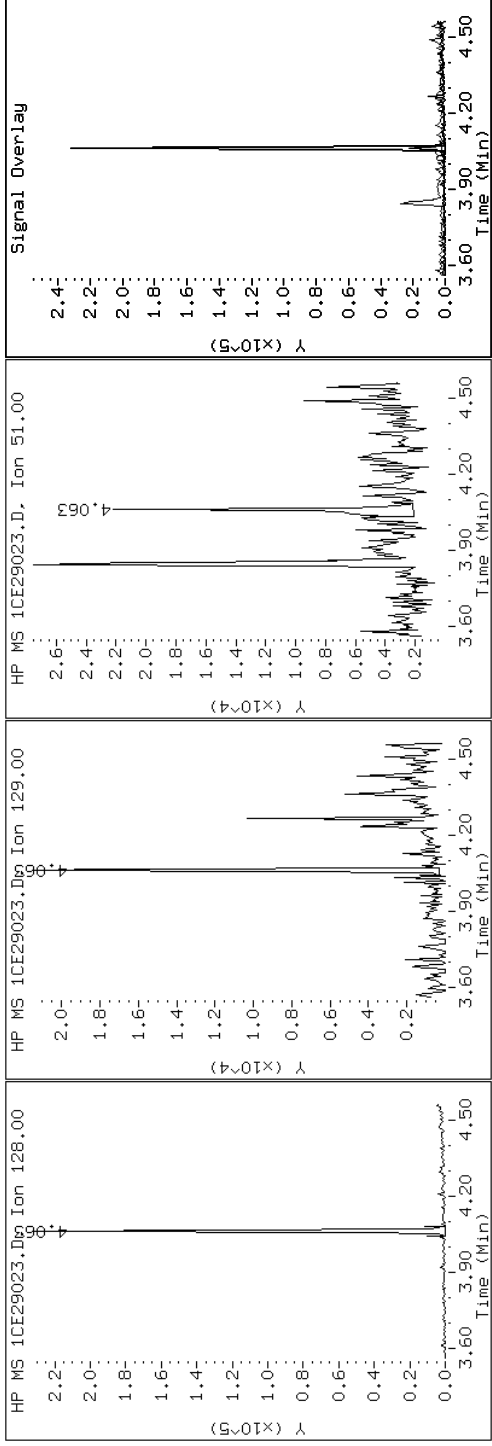
Client ID: CV0003B-GS

Instrument: BSMC5973.i

Sample Info: 680-90622-a-8-a

Operator: SCC

### 2 Naphthalene



Data File: 1CE29023.D

Date: 29-MAY-2013 20:15

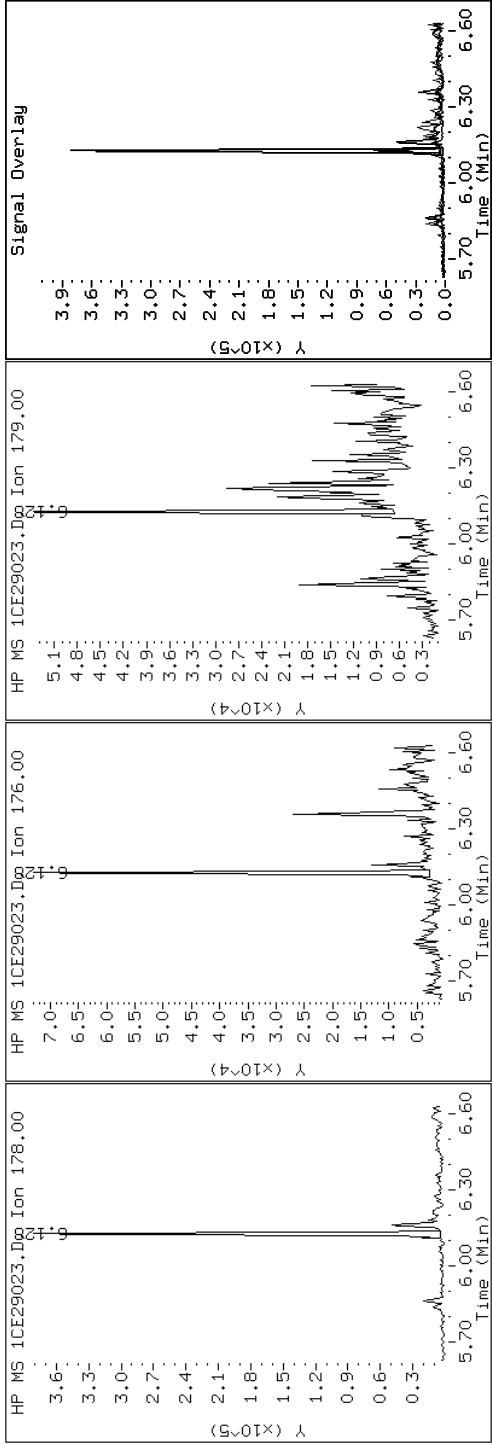
Client ID: CV0003B-GS

Instrument: BSMC5973.i

Sample Info: 680-90622-a-8-a

Operator: SCC

11 Phenanthrene



Data File: 1CE29023.D

Date: 29-MAY-2013 20:15

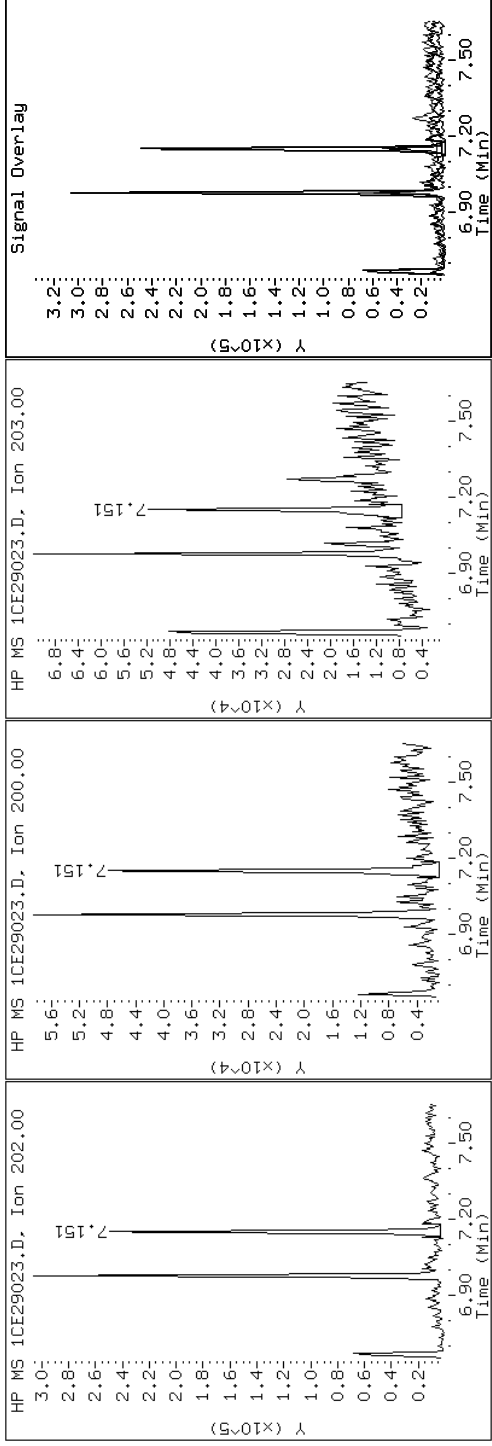
Client ID: CV0003B-GS

Instrument: BSMC5973.i

Sample Info: 680-90622-a-8-a

Operator: SCC

16 Pyrene

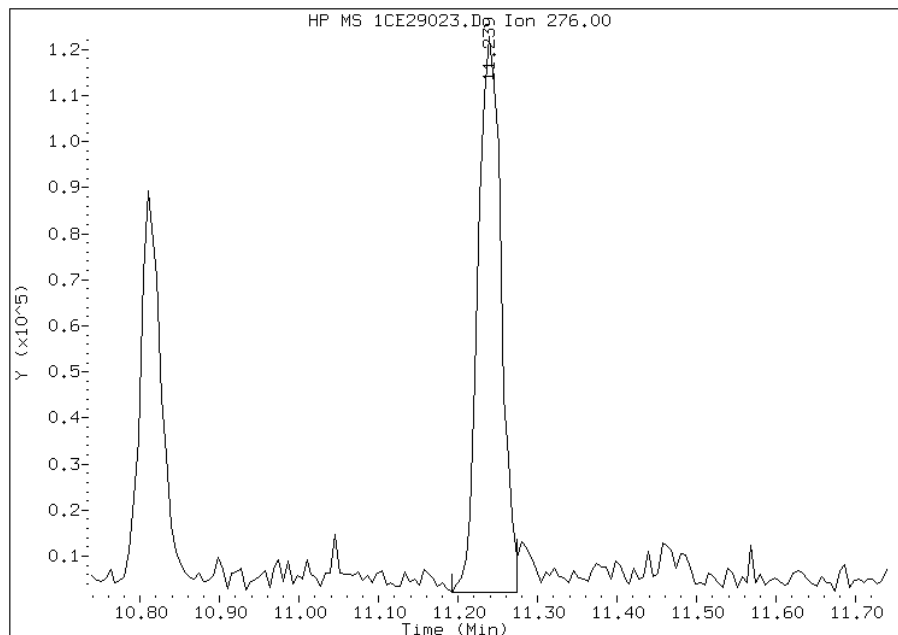


# Manual Integration Report

Data File: 1CE29023.D  
Inj. Date and Time: 29-MAY-2013 20:15  
Instrument ID: BSMC5973.i  
Client ID: CV0003B-GS  
Compound: 26 Benzo(g,h,i)perylene  
CAS #: 191-24-2  
Report Date: 06/03/2013

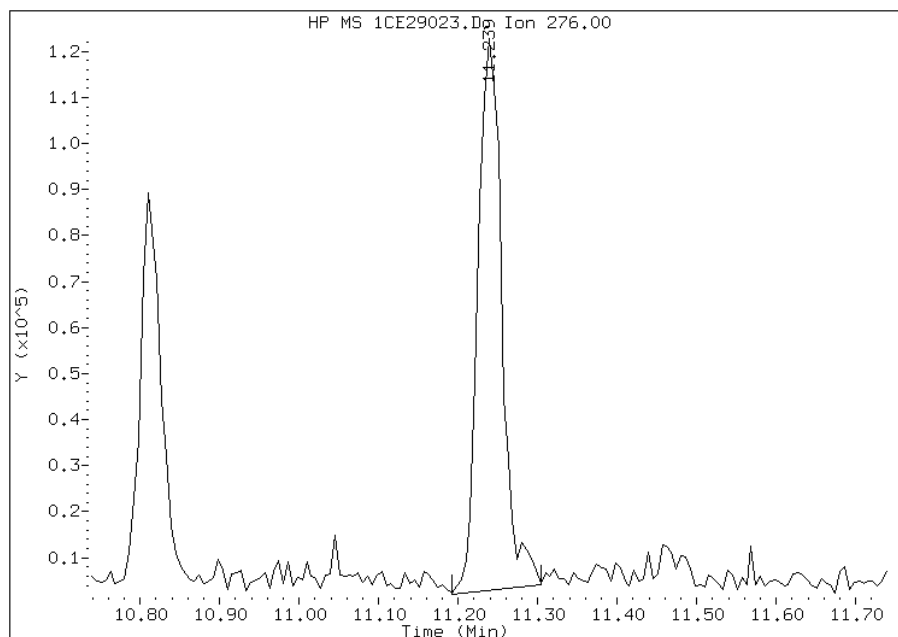
## Processing Integration Results

RT: 11.24  
Response: 243786  
Amount: 3  
Conc: 248



## Manual Integration Results

RT: 11.24  
Response: 249587  
Amount: 3  
Conc: 254



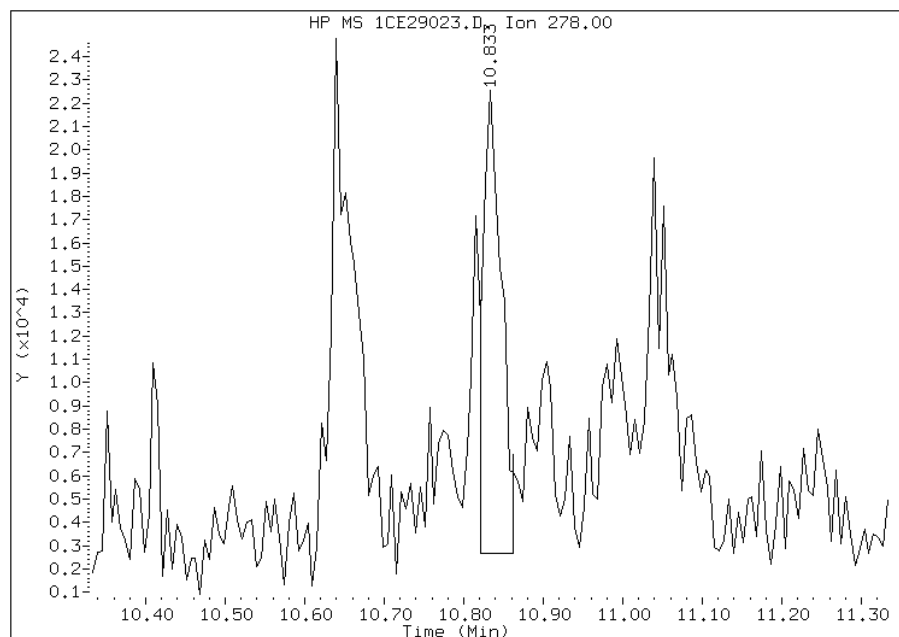
Manually Integrated By: cantins  
Modification Date: 03-Jun-2013 13:52  
Manual Integration Reason: Baseline Event

# Manual Integration Report

Data File: 1CE29023.D  
Inj. Date and Time: 29-MAY-2013 20:15  
Instrument ID: BSMC5973.i  
Client ID: CV0003B-GS  
Compound: 25 Dibenzo(a,h)anthracene  
CAS #: 53-70-3  
Report Date: 06/03/2013

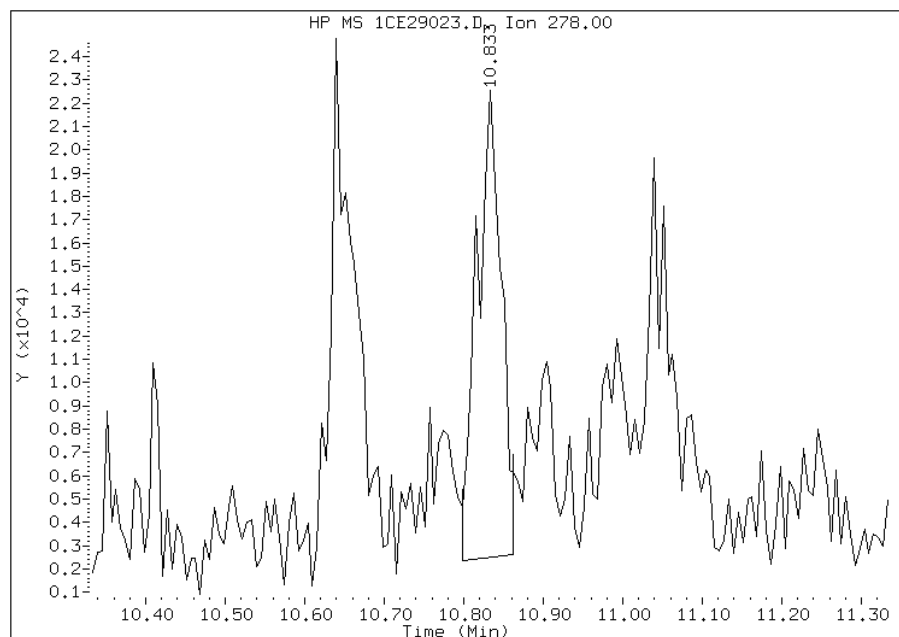
## Processing Integration Results

RT: 10.83  
Response: 32385  
Amount: 0  
Conc: 36



## Manual Integration Results

RT: 10.83  
Response: 43282  
Amount: 1  
Conc: 48



Manually Integrated By: cantins  
Modification Date: 03-Jun-2013 13:52  
Manual Integration Reason: Baseline Event

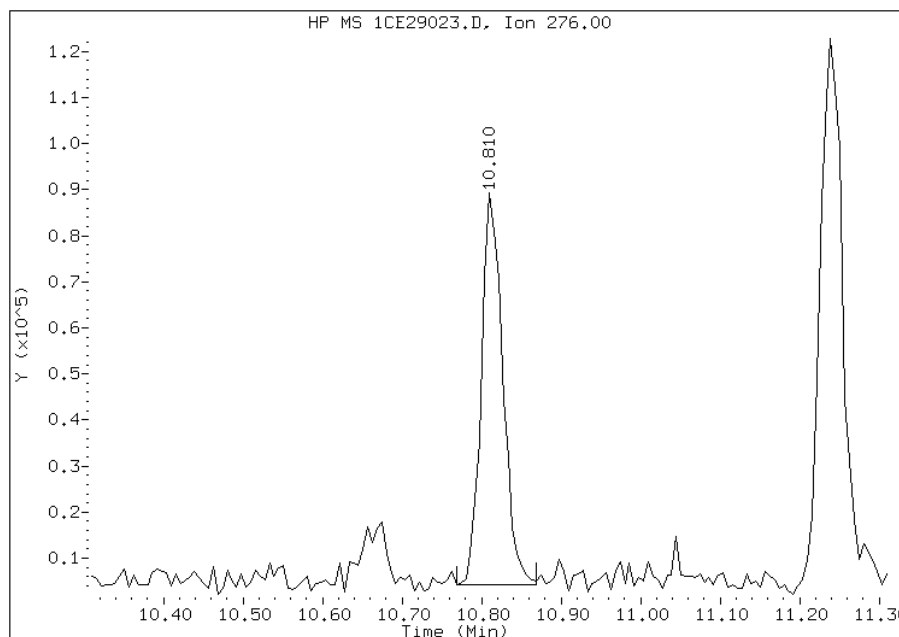


# Manual Integration Report

Data File: 1CE29023.D  
Inj. Date and Time: 29-MAY-2013 20:15  
Instrument ID: BSMC5973.i  
Client ID: CV0003B-GS  
Compound: 24 Indeno(1,2,3-cd)pyrene  
CAS #: 193-39-5  
Report Date: 06/03/2013

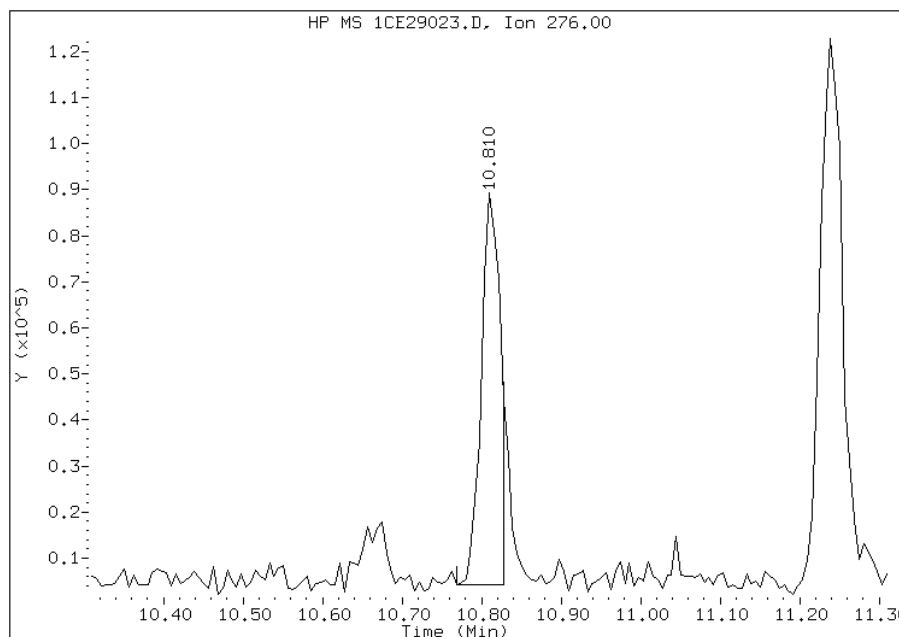
## Processing Integration Results

RT: 10.81  
Response: 157797  
Amount: 2  
Conc: 154



## Manual Integration Results

RT: 10.81  
Response: 138630  
Amount: 2  
Conc: 137



Manually Integrated By: cantins  
Modification Date: 03-Jun-2013 13:52  
Manual Integration Reason: Split Peak

FORM I  
GC/MS SEMI VOA ORGANICS ANALYSIS DATA SHEET

Lab Name: TestAmerica Tampa Job No.: 680-90622-1  
 SDG No.: 68090622-1  
 Client Sample ID: HP0068A-CS Lab Sample ID: 680-90622-9  
 Matrix: Solid Lab File ID: 1DF03009.D  
 Analysis Method: 8270C LL Date Collected: 05/20/2013 13:05  
 Extract. Method: 3546 Date Extracted: 05/30/2013 11:37  
 Sample wt/vol: 14.98(g) Date Analyzed: 06/03/2013 15:25  
 Con. Extract Vol.: 1(mL) Dilution Factor: 1  
 Injection Volume: 1(uL) Level: (low/med) Low  
 % Moisture: 25.6 GPC Cleanup: (Y/N) N  
 Analysis Batch No.: 138011 Units: ug/Kg

CAS NO.	COMPOUND NAME	RESULT	Q	RL	MDL
83-32-9	Acenaphthene	130	U	130	27
208-96-8	Acenaphthylene	7.2	J	54	6.7
120-12-7	Anthracene	13		11	5.7
56-55-3	Benzo[a]anthracene	59		11	5.2
50-32-8	Benzo[a]pyrene	63		14	7.0
205-99-2	Benzo[b]fluoranthene	100		16	8.2
191-24-2	Benzo[g,h,i]perylene	58		27	5.9
207-08-9	Benzo[k]fluoranthene	37		11	4.8
218-01-9	Chrysene	90		12	6.1
53-70-3	Dibenz(a,h)anthracene	22	J	27	5.5
206-44-0	Fluoranthene	78		27	5.4
86-73-7	Fluorene	27	U	27	5.5
193-39-5	Indeno[1,2,3-cd]pyrene	58		27	9.6
90-12-0	1-Methylnaphthalene	31	J	54	5.9
91-57-6	2-Methylnaphthalene	41	J	54	9.6
91-20-3	Naphthalene	35	J	54	5.9
85-01-8	Phenanthrene	74		11	5.2
129-00-0	Pyrene	76		27	5.0

CAS NO.	SURROGATE	%REC	Q	LIMITS
84-15-1	o-Terphenyl	74		30-130

TestAmerica Laboratories

Semivolatiles 8270 low level PAH

Data file : \\tam-chemsvr\chem\SM\BSMSD.i\1D060313.b\1DF03009.D  
 Lab Smp Id: 680-90622-A-9-B Client Smp ID: HP0068A-CS  
 Inj Date : 03-JUN-2013 15:25  
 Operator : SCC Inst ID: BSMSD.i  
 Smp Info : 680-90622-a-9-b  
 Misc Info : 680-90622-A-9-B  
 Comment :  
 Method : \\tam-chemsvr\chem\SM\BSMSD.i\1D060313.b\dFASTPAHi.m  
 Meth Date : 03-Jun-2013 11:25 cantins Quant Type: ISTD  
 Cal Date : 23-MAY-2013 15:19 Cal File: 1DE23009.D  
 Als bottle: 9  
 Dil Factor: 1.00000  
 Integrator: HP RTE Compound Sublist: pah.sub  
 Target Version: 4.14  
 Processing Host: TAM1000

Concentration Formula:

$$\text{Amt} * \text{DF} * 1/\text{Vi} * \text{Vt}/\text{Ws} * 100/(100 - \text{M}) * \text{A} * \text{B} * \text{C} * \text{D} * \text{GPC} * \text{CpndVariable}$$

Name	Value	Description
DF	1.000	Dilution Factor
Vi	1.000	Injection Volume
Vt	1.000	Final Volume
Ws	14.980	Weight Extracted
M	25.598	% Moisture
A	1000.000	uL to mL conversion
B	1000.000	g to kg conversion
C	0.00100	ng to ug conversion
D	1.000	ug to mg conversion(value = 1 if no conv)
GPC	1.000	GPC FACTOR
Cpnd Variable		Local Compound Variable

Compounds	QUANT	SIG	CONCENTRATIONS				ON-COLUMN ( ug/l)	FINAL (ug/Kg)
			MASS	RT	EXP RT	REL RT		
* 1 Naphthalene-d8	136		6.275	6.278	(1.000)	3424271	40.0000	
* 7 Acenaphthene-d10	164		7.944	7.946	(1.000)	1885479	40.0000	
* 11 Phenanthrene-d10	188		9.201	9.204	(1.000)	2975709	40.0000	
\$ 15 o-Terphenyl	230		9.507	9.509	(1.033)	324014	7.43238	670
* 19 Chrysene-d12	240		11.563	11.566	(1.000)	2583672	40.0000	
* 24 Perylene-d12	264		13.467	13.469	(1.000)	2667445	40.0000	
2 Naphthalene	128		6.293	6.295	(1.003)	33266	0.39394	35
3 2-Methylnaphthalene	142		6.992	6.995	(1.114)	24792	0.46110	41
4 1-Methylnaphthalene	142		7.086	7.089	(1.129)	19249	0.34775	31
5 1,1'-Biphenyl	154		7.427	7.429	(0.935)	7910	0.12417	11
6 Acenaphthylene	152		7.815	7.817	(0.984)	6268	0.08018	7.2
9 Dibenzofuran	168		8.114	8.117	(1.021)	10075	0.14734	13
10 Fluorene	166		8.408	8.411	(1.058)	3262	0.05813	5.2
12 Phenanthrene	178		9.213	9.221	(1.001)	66059	0.81967	74

Compounds	QUANT SIG	RT	EXP RT	REL RT	RESPONSE	CONCENTRATIONS	
						ON-COLUMN ( ug/l)	FINAL (ug/Kg)
13 Anthracene	178	9.254	9.263	(1.006)	11175	0.14291	13
16 Fluoranthene	202	10.200	10.203	(1.109)	71780	0.87060	78
17 Pyrene	202	10.388	10.391	(0.898)	63888	0.84459	76
18 Benzo(a)anthracene	228	11.545	11.548	(0.998)	50574	0.65957	59
20 Chrysene	228	11.581	11.595	(1.002)	69094	1.00068	90
21 Benzo(b)fluoranthene	252	12.897	12.911	(0.958)	74174	1.10997	100
22 Benzo(k)fluoranthene	252	12.932	12.946	(0.960)	29048	0.41509	37
23 Benzo(a)pyrene	252	13.367	13.375	(0.993)	40208	0.70624	63
25 Indeno(1,2,3-cd)pyrene	276	15.106	15.120	(1.122)	34712	0.64868	58(M)
26 Dibenzo(a,h)anthracene	278	15.141	15.162	(1.124)	10818	0.24166	22
27 Benzo(g,h,i)perylene	276	15.576	15.602	(1.157)	39078	0.64519	58

QC Flag Legend

M - Compound response manually integrated.

Data File: 1DF03009.D

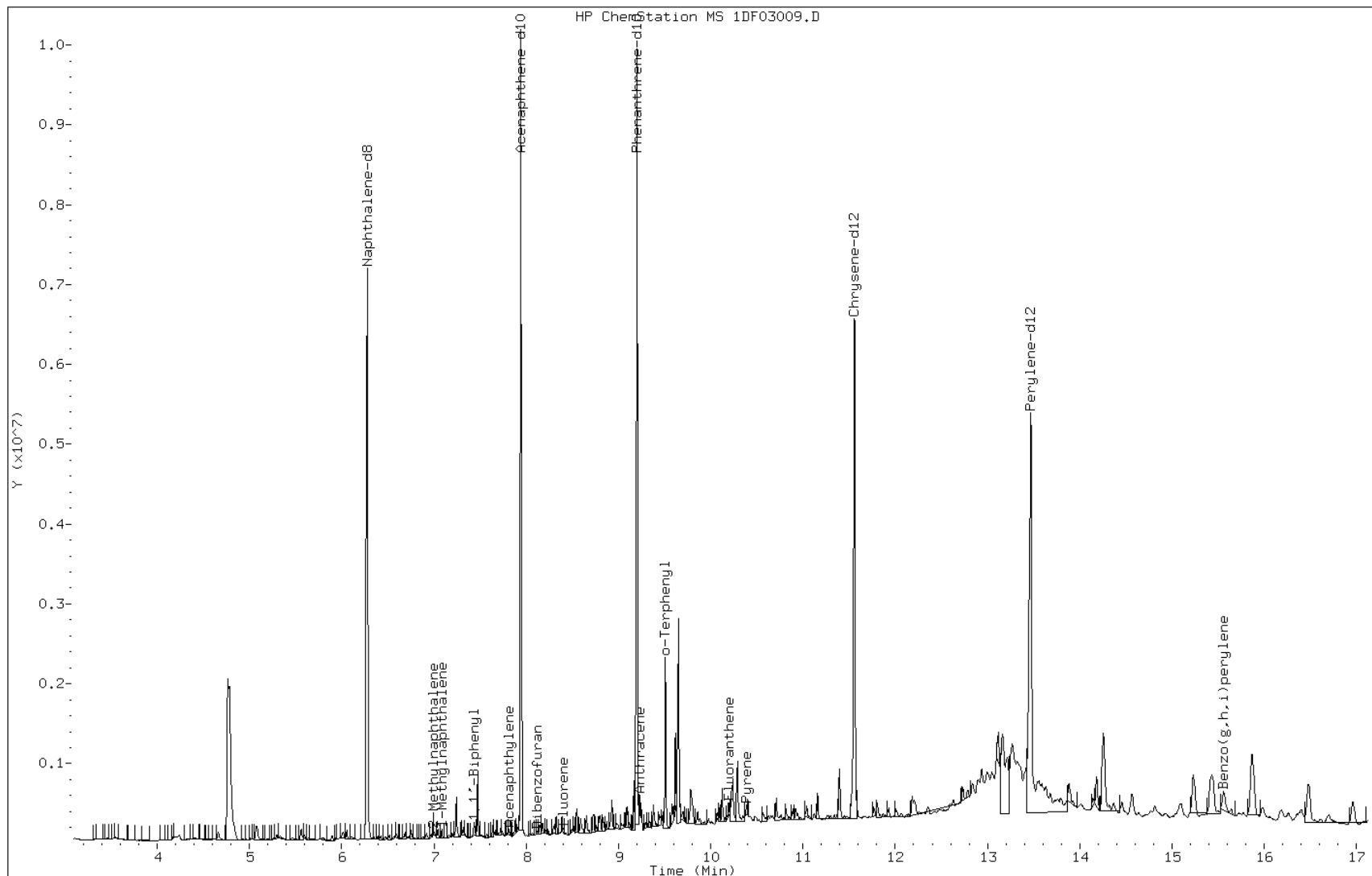
Date: 03-JUN-2013 15:25

Client ID: HP0068A-CS

Instrument: BSMSD.i

Sample Info: 680-90622-a-9-b

Operator: SCC



Data File: 1DF03009.D

Date: 03-JUN-2013 15:25

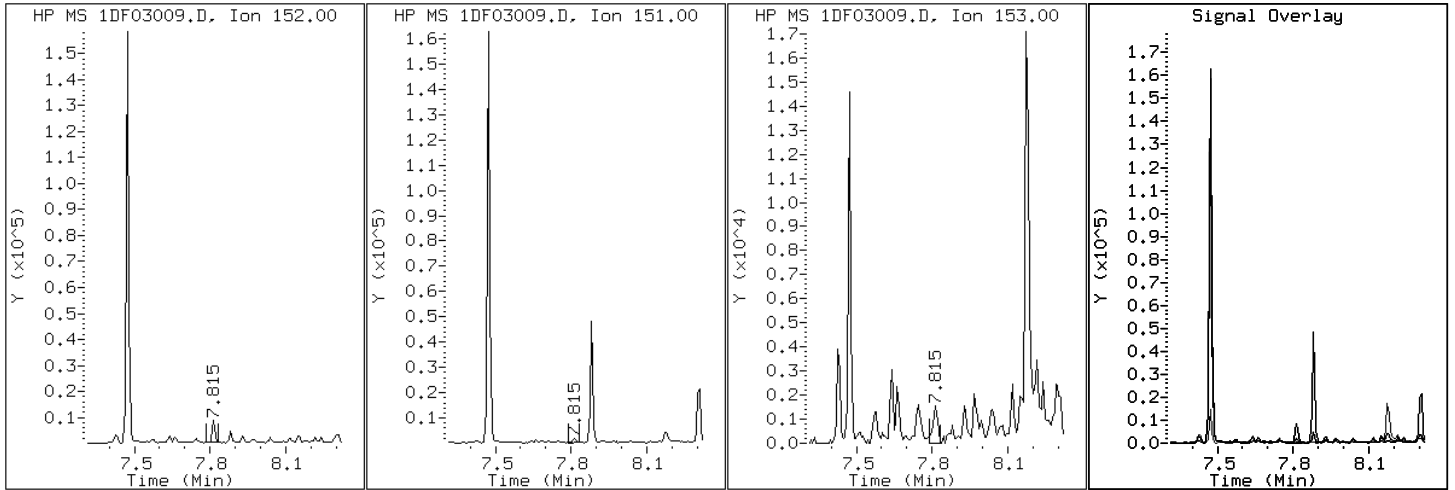
Client ID: HP0068A-CS

Instrument: BSMSD.i

Sample Info: 680-90622-a-9-b

Operator: SCC

6 Acenaphthylene



Data File: 1DF03009.D

Date: 03-JUN-2013 15:25

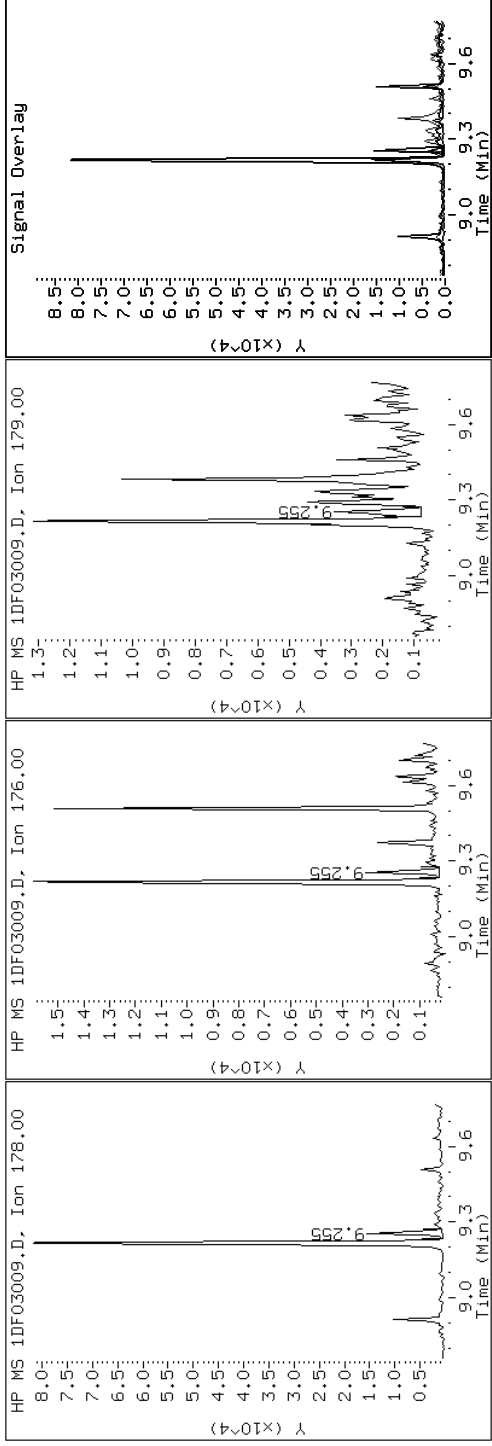
Client ID: HP0068A-CS

Instrument: BSMMSD.i

Sample Info: 680-90622-a-9-b

Operator: SCC

13 Anthracene



Data File: 1DF03009.D

Date: 03-JUN-2013 15:25

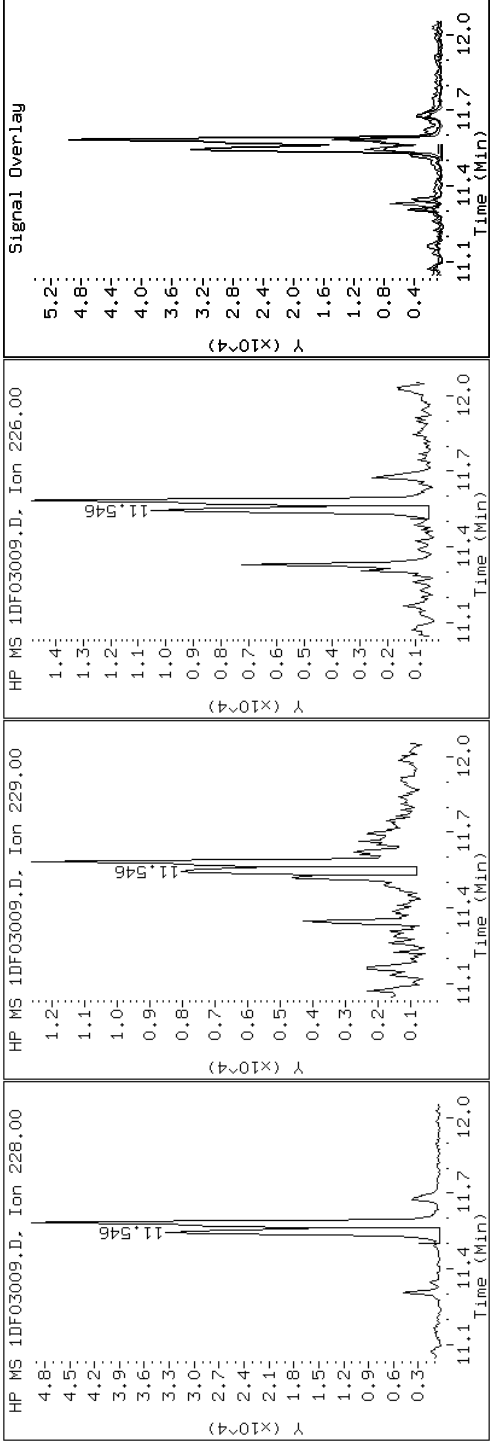
Client ID: HP0068A-CS

Instrument: BSMSD.i

Sample Info: 680-90622-a-9-b

Operator: SCC

18 Benzo(a)anthracene





Data File: 1DF03009.D

Date: 03-JUN-2013 15:25

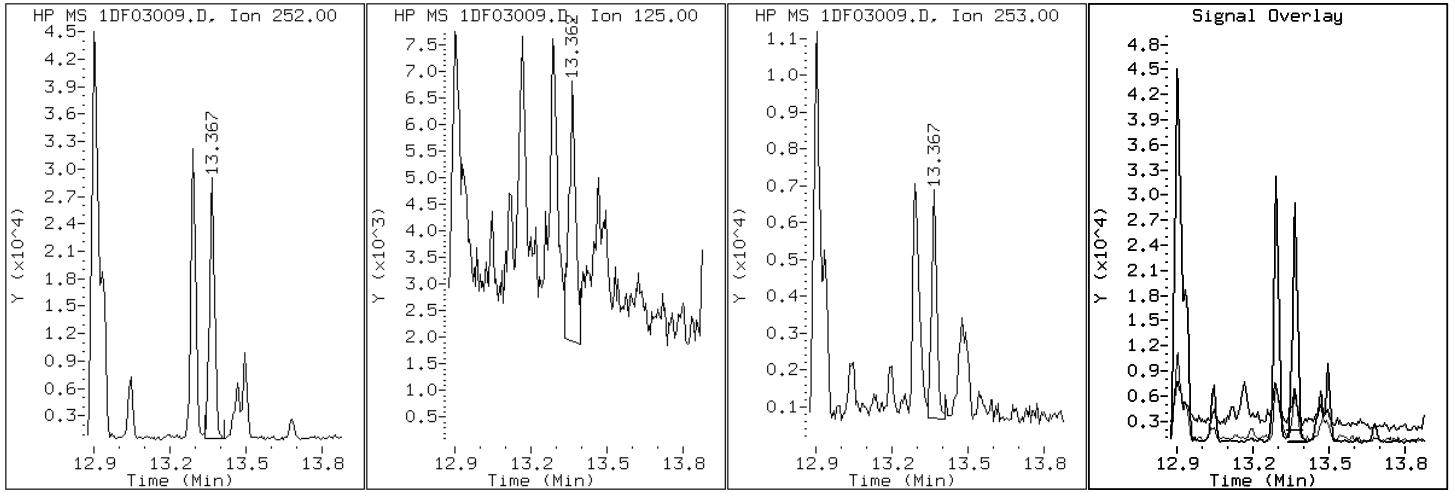
Client ID: HP0068A-CS

Instrument: BSMSD.i

Sample Info: 680-90622-a-9-b

Operator: SCC

23 Benzo(a)pyrene



Data File: 1DF03009.D

Date: 03-JUN-2013 15:25

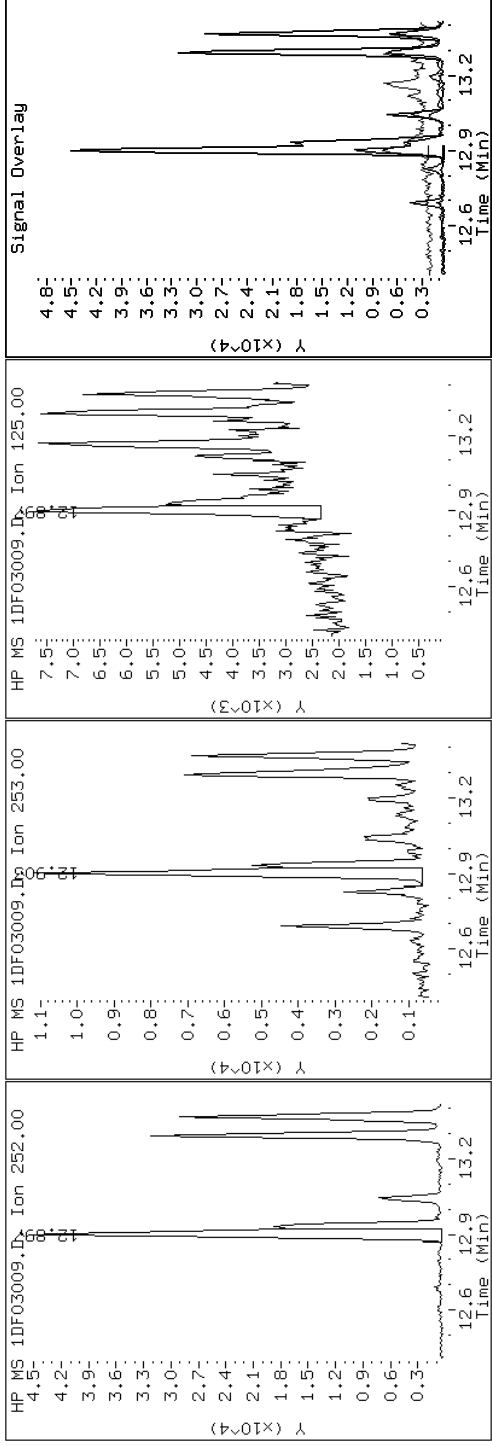
Client ID: HP0068A-CS

Instrument: BSMDS.i

Sample Info: 680-90622-a-9-b

Operator: SCC

21 Benzo(b)fluoranthene



Data File: 1DF03009.D

Date: 03-JUN-2013 15:25

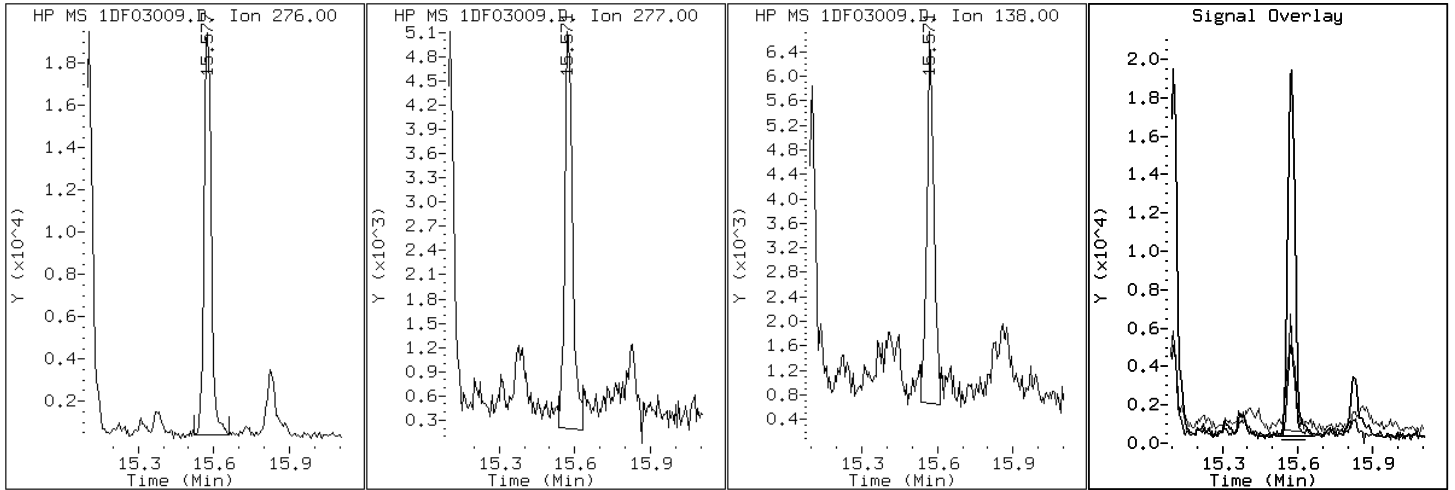
Client ID: HP0068A-CS

Instrument: BSMSD.i

Sample Info: 680-90622-a-9-b

Operator: SCC

27 Benzo(g,h,i)perylene



Data File: 1DF03009.D

Date: 03-JUN-2013 15:25

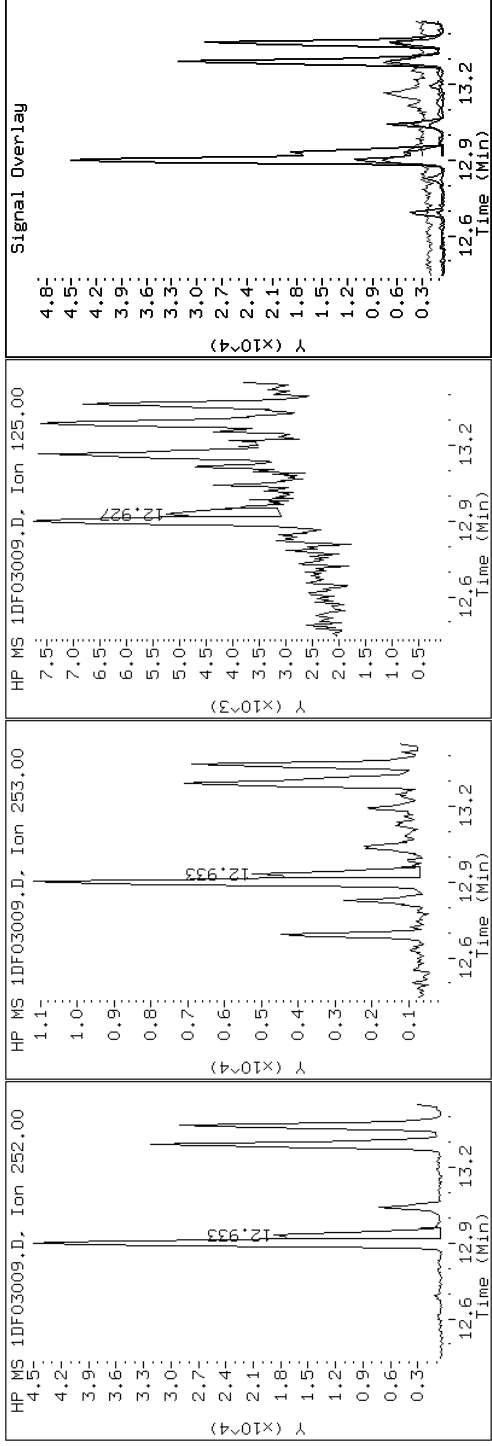
Client ID: HP0068A-CS

Instrument: BSMMSD.i

Sample Info: 680-90622-a-9-b

Operator: SCC

22 Benzo(k)fluoranthene



Data File: 1DF03009.D

Date: 03-JUN-2013 15:25

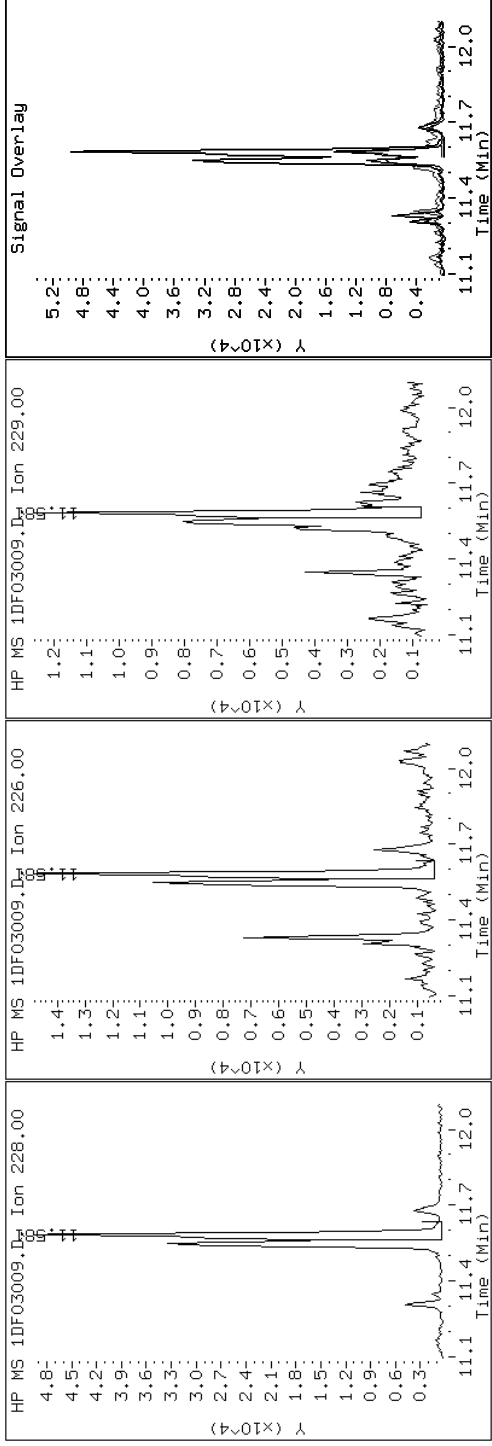
Client ID: HP0068A-CS

Instrument: BSMMSD.i

Sample Info: 680-90622-a-9-b

Operator: SCC

20 Chrysene



Data File: 1DF03009.D

Date: 03-JUN-2013 15:25

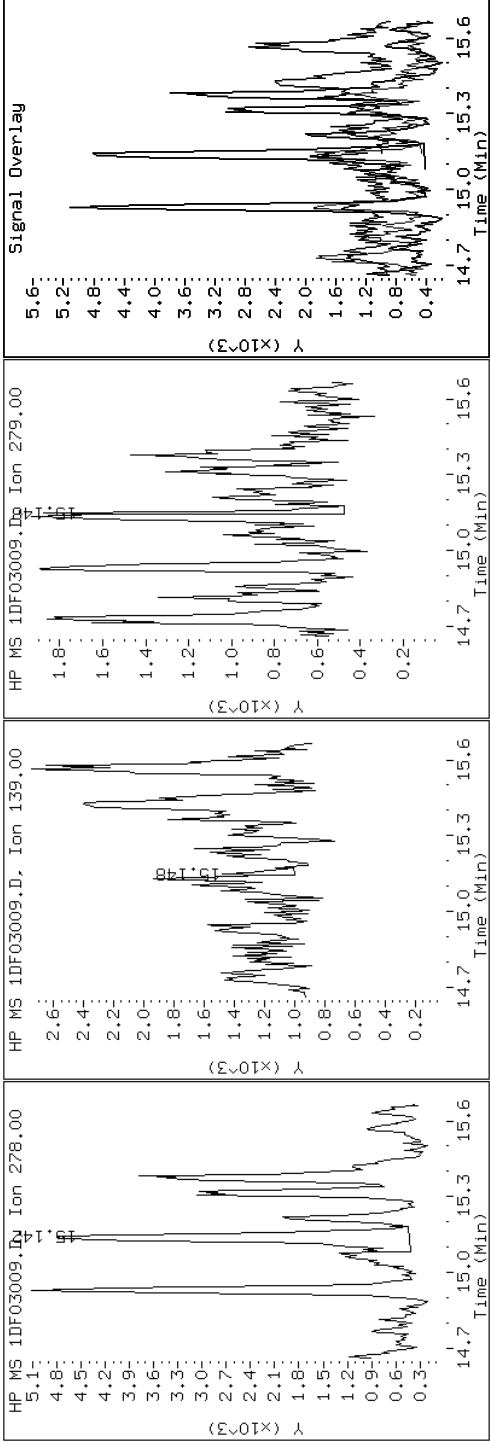
Client ID: HP0068A-CS

Instrument: BSMMSD.i

Sample Info: 680-90622-a-9-b

Operator: SCC

26 Dibenzo(a,h)anthracene



Data File: 1DF03009.D

Date: 03-JUN-2013 15:25

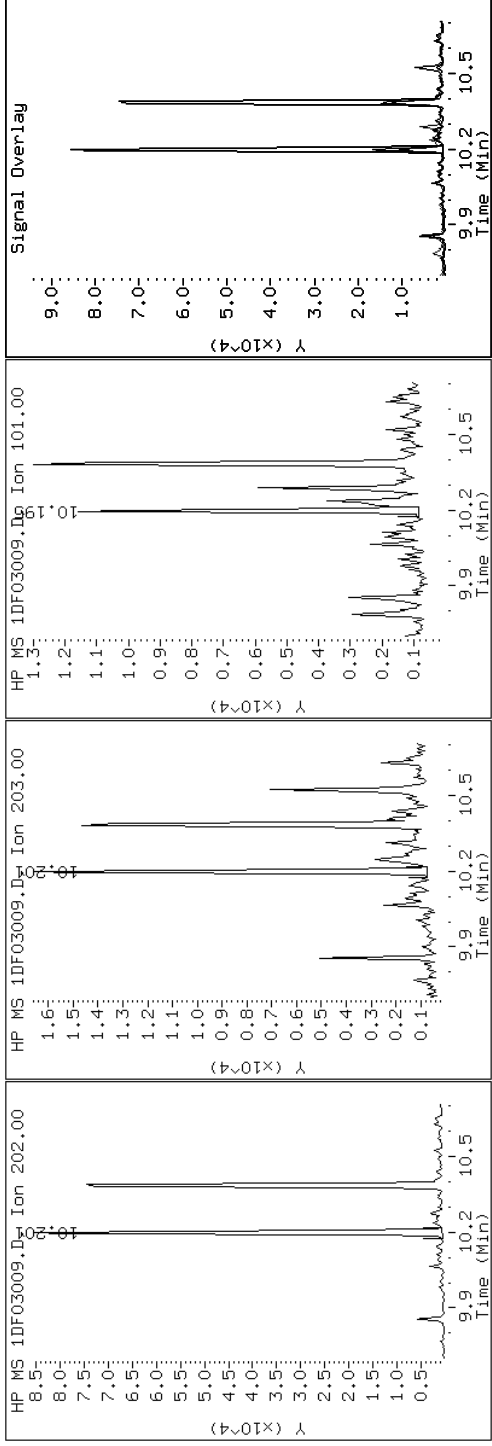
Client ID: HP0068A-CS

Instrument: BSMMSD.i

Sample Info: 680-90622-a-9-b

Operator: SCC

16 Fluoranthene



Data File: 1DF03009.D

Date: 03-JUN-2013 15:25

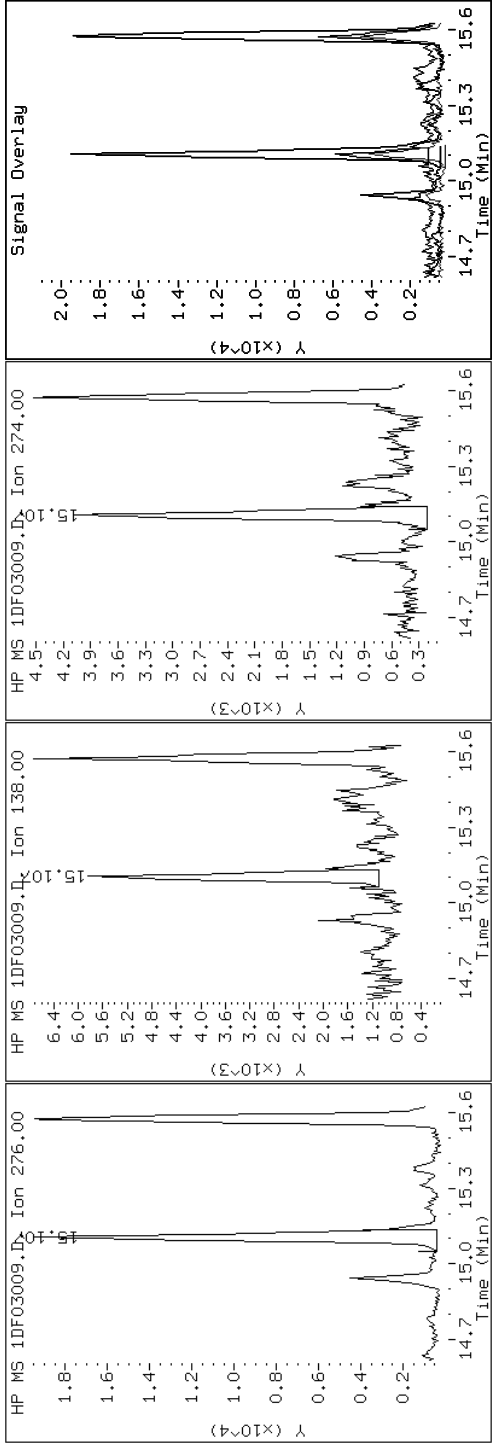
Client ID: HP0068A-CS

Instrument: BSMMSD.i

Sample Info: 680-90622-a-9-b

Operator: SCC

25 Indeno(1,2,3-cd)pyrene





Data File: 1DF03009.D

Date: 03-JUN-2013 15:25

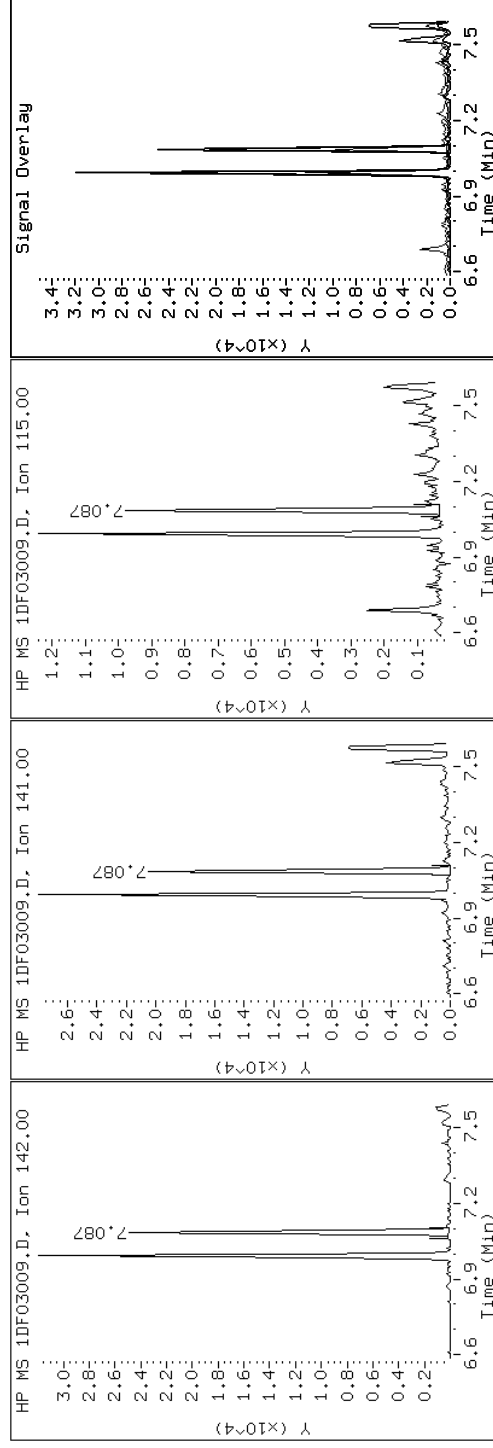
Client ID: HP0068A-CS

Instrument: BSMMSD.i

Sample Info: 680-90622-a-9-b

Operator: SCC

#### 4 1-Methylnaphthalene



Data File: 1DF03009.D

Date: 03-JUN-2013 15:25

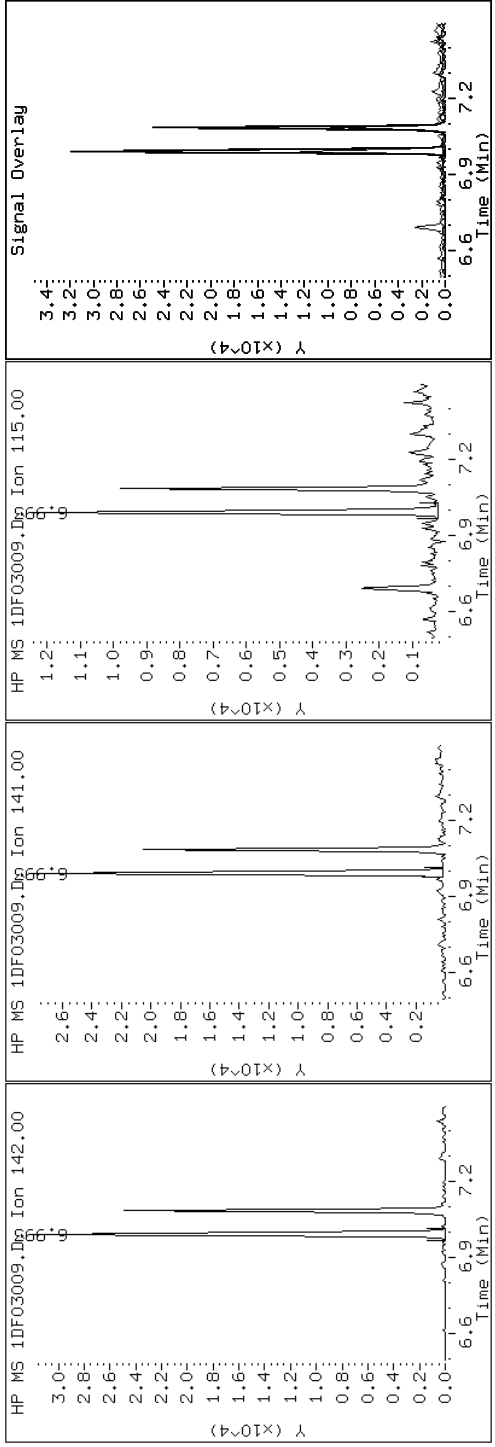
Client ID: HP0068A-CS

Instrument: BSMMSD.i

Sample Info: 680-90622-a-9-b

Operator: SCC

3 2-Methylnaphthalene



Data File: 1DF03009.D

Date: 03-JUN-2013 15:25

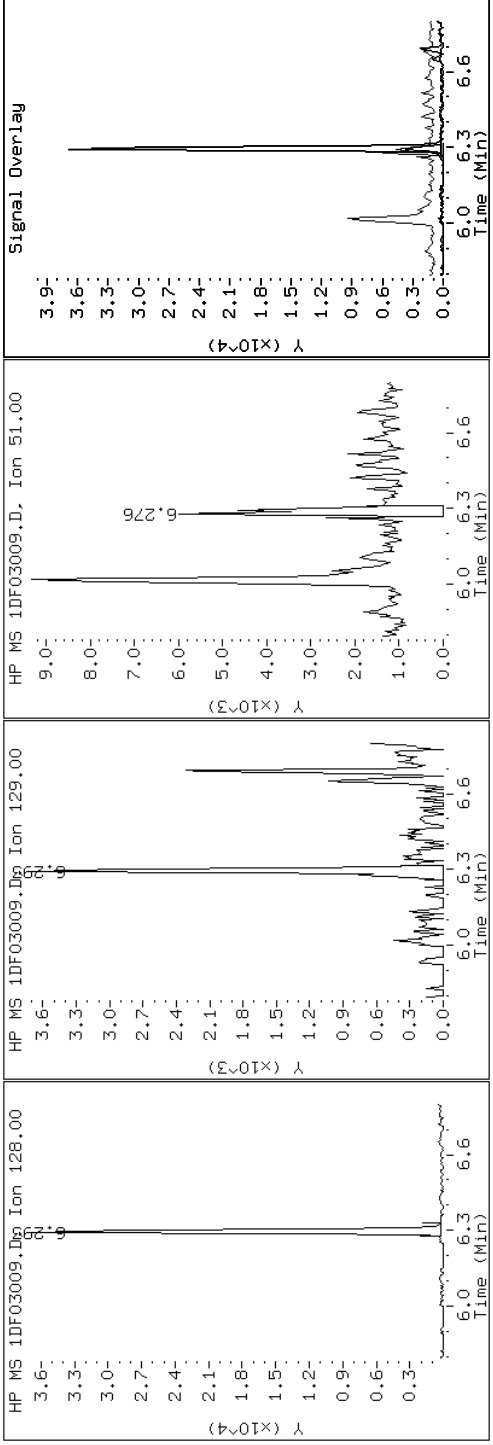
Client ID: HP0068A-CS

Instrument: BSMMSD.i

Sample Info: 680-90622-a-9-b

Operator: SCC

2 Naphthalene



Data File: 1DF03009.D

Date: 03-JUN-2013 15:25

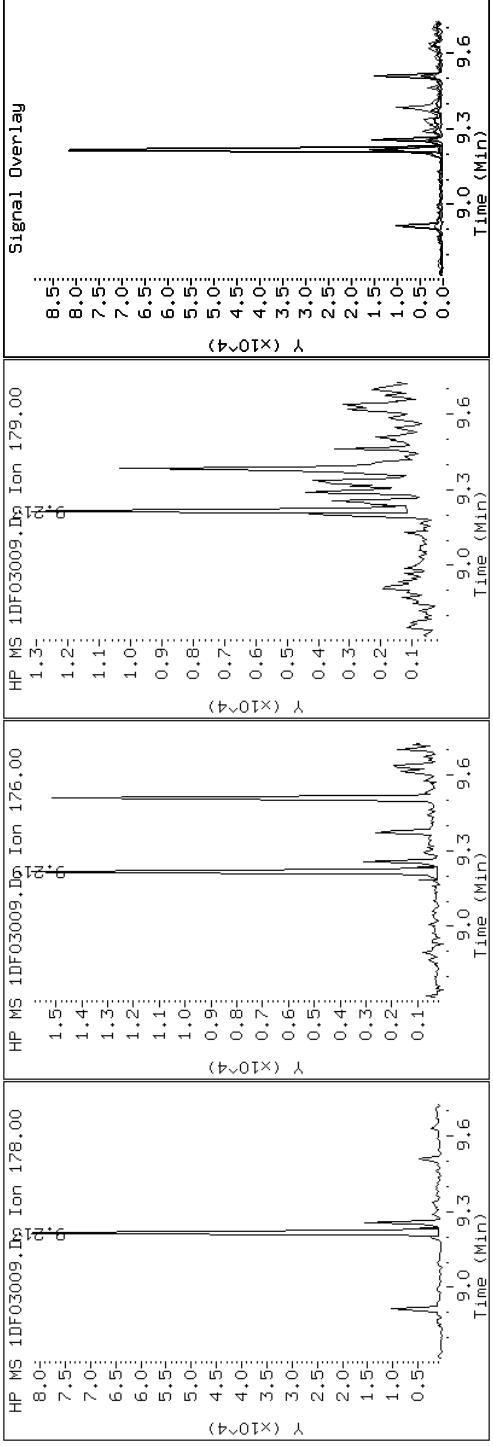
Client ID: HP0068A-CS

Instrument: BSMMSD.i

Sample Info: 680-90622-a-9-b

Operator: SCC

12 Phenanthrene



Data File: 1DF03009.D

Date: 03-JUN-2013 15:25

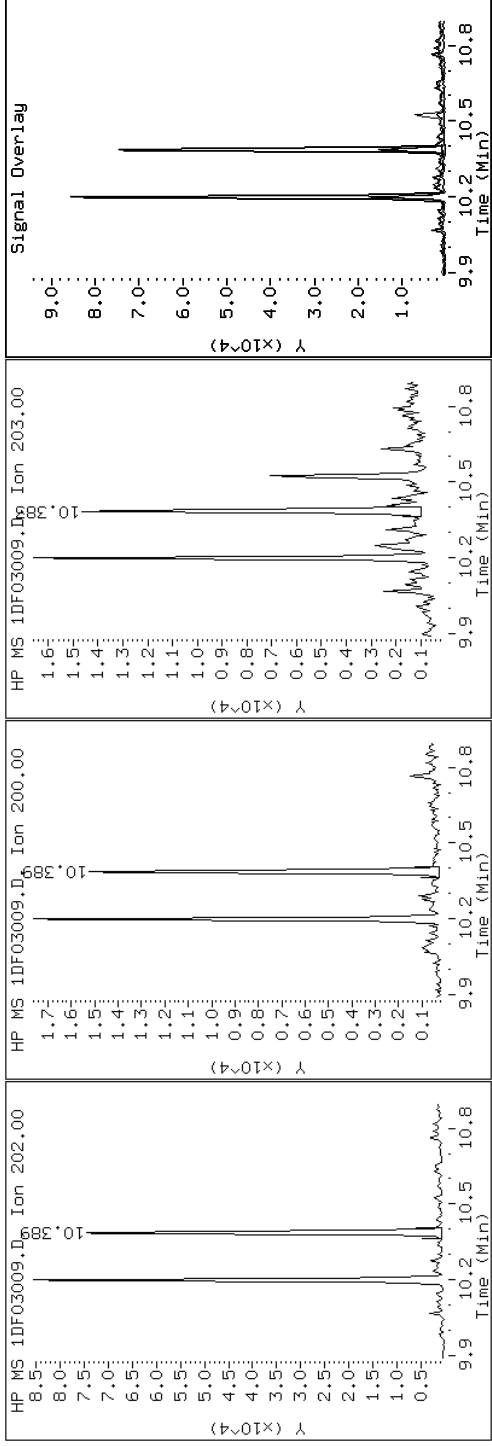
Client ID: HP0068A-CS

Instrument: BSMMSD.i

Sample Info: 680-90622-a-9-b

Operator: SCC

17 Pyrene

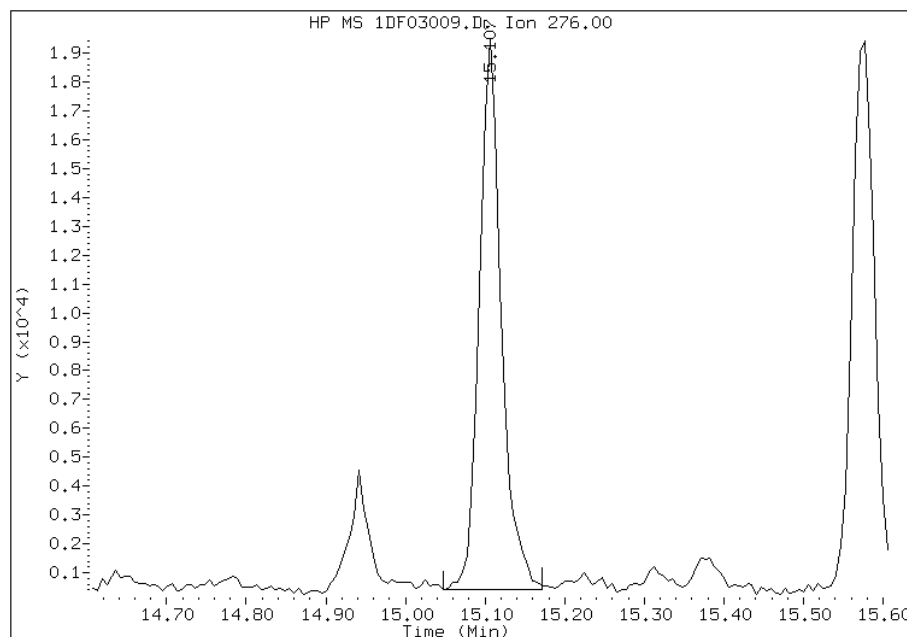


# Manual Integration Report

Data File: 1DF03009.D  
Inj. Date and Time: 03-JUN-2013 15:25  
Instrument ID: BSMSD.i  
Client ID: HP0068A-CS  
Compound: 25 Indeno(1,2,3-cd)pyrene  
CAS #: 193-39-5  
Report Date: 06/03/2013

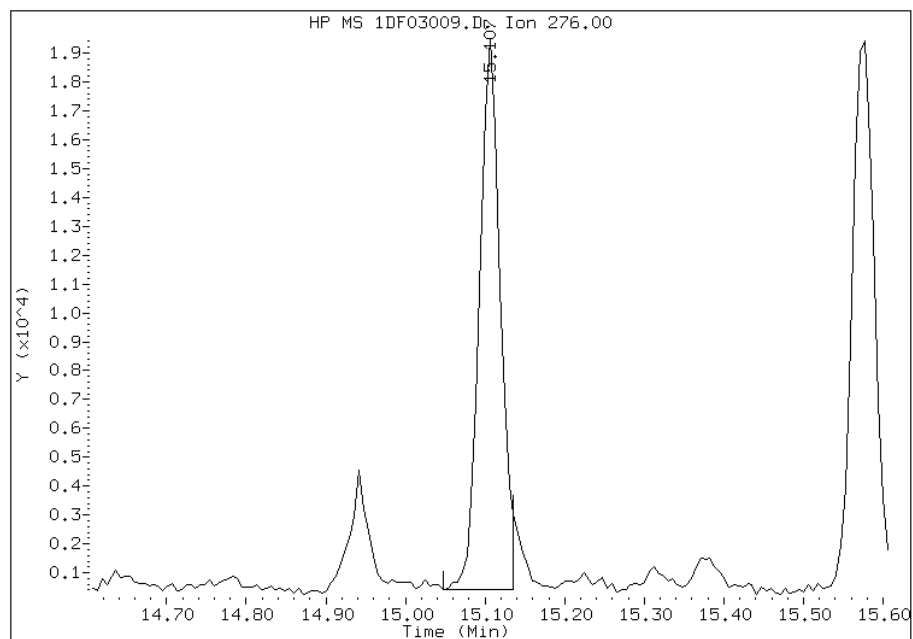
## Processing Integration Results

RT: 15.11  
Response: 36382  
Amount: 1  
Conc: 60



## Manual Integration Results

RT: 15.11  
Response: 34712  
Amount: 1  
Conc: 58



Manually Integrated By: cantins  
Modification Date: 03-Jun-2013 17:07  
Manual Integration Reason: Split Peak

FORM I  
GC/MS SEMI VOA ORGANICS ANALYSIS DATA SHEET

Lab Name: TestAmerica Tampa Job No.: 680-90622-1  
 SDG No.: 68090622-1  
 Client Sample ID: HP0068A-CSD Lab Sample ID: 680-90622-10  
 Matrix: Solid Lab File ID: 1CE29025.D  
 Analysis Method: 8270C LL Date Collected: 05/20/2013 13:05  
 Extract. Method: 3546 Date Extracted: 05/24/2013 06:38  
 Sample wt/vol: 15.17(g) Date Analyzed: 05/29/2013 20:51  
 Con. Extract Vol.: 1(mL) Dilution Factor: 1  
 Injection Volume: 1(uL) Level: (low/med) Low  
 % Moisture: 21.1 GPC Cleanup: (Y/N) N  
 Analysis Batch No.: 137885 Units: ug/Kg

CAS NO.	COMPOUND NAME	RESULT	Q	RL	MDL
83-32-9	Acenaphthene	130	U	130	25
208-96-8	Acenaphthylene	12	J	50	6.3
120-12-7	Anthracene	22		11	5.3
56-55-3	Benzo[a]anthracene	110		10	4.9
50-32-8	Benzo[a]pyrene	110		13	6.5
205-99-2	Benzo[b]fluoranthene	230		15	7.6
191-24-2	Benzo[g,h,i]perylene	100		25	5.5
207-08-9	Benzo[k]fluoranthene	42		10	4.5
218-01-9	Chrysene	160		11	5.6
53-70-3	Dibenz(a,h)anthracene	26		25	5.1
206-44-0	Fluoranthene	130		25	5.0
86-73-7	Fluorene	12	J	25	5.1
193-39-5	Indeno[1,2,3-cd]pyrene	81		25	8.9
90-12-0	1-Methylnaphthalene	55		50	5.5
91-57-6	2-Methylnaphthalene	64		50	8.9
91-20-3	Naphthalene	38	J	50	5.5
85-01-8	Phenanthrene	100	B	10	4.9
129-00-0	Pyrene	150		25	4.6

CAS NO.	SURROGATE	%REC	Q	LIMITS
84-15-1	o-Terphenyl	60		30-130

TestAmerica Laboratories

Semivolatiles 8270C low level PAH

Data file : \\tam-chemsvr\chem\SM\BSMC5973.i\1C052913.b\1CE29025.D  
 Lab Smp Id: 680-90622-A-10-A Client Smp ID: HP0068A-CSD  
 Inj Date : 29-MAY-2013 20:51  
 Operator : SCC Inst ID: BSMC5973.i  
 Smp Info : 680-90622-a-10-a  
 Misc Info : 680-90622-A-10-A  
 Comment :  
 Method : \\tam-chemsvr\chem\SM\BSMC5973.i\1C052913.b\a-bFASTPAHi-m.m  
 Meth Date : 30-May-2013 11:17 cantins Quant Type: ISTD  
 Cal Date : 22-MAY-2013 18:05 Cal File: 1CE22020.D  
 Als bottle: 23  
 Dil Factor: 1.00000  
 Integrator: HP RTE Compound Sublist: pah.sub  
 Target Version: 4.14  
 Processing Host: TAM1000

Concentration Formula:

$$\text{Amt} * \text{DF} * 1/\text{Vi} * \text{Vt}/\text{Ws} * 100/(100 - \text{M}) * \text{A} * \text{B} * \text{C} * \text{D} * \text{GPC} * \text{CpndVariable}$$

Name	Value	Description
DF	1.000	Dilution Factor
Vi	1.000	Injection Volume
Vt	1.000	Final Volume
Ws	15.170	Weight Extracted
M	21.076	% Moisture
A	1000.000	uL to mL conversion
B	1000.000	g to kg conversion
C	0.00100	ng to ug conversion
D	1.000	ug to mg conversion(value = 1 if no conv)
GPC	1.000	GPC FACTOR
Cpnd Variable		Local Compound Variable

Compounds	QUANT	SIG	MASS	RT	EXP RT	REL RT	RESPONSE	CONCENTRATIONS	
								ON-COLUMN (ug/ml)	FINAL (ug/Kg)
* 1 Naphthalene-d8	136	4.051	4.051 (1.000)	2803018	40.0000				
* 6 Acenaphthene-d10	164	5.139	5.140 (1.000)	2215696	40.0000				
* 10 Phenanthrene-d10	188	6.110	6.110 (1.000)	4168570	40.0000				
\$ 14 o-Terphenyl	230	6.363	6.363 (1.041)	391849	6.03442			504.0130	
* 18 Chrysene-d12	240	8.074	8.086 (1.000)	3623262	40.0000				
* 23 Perylene-d12	264	9.421	9.433 (1.000)	3605289	40.0000				
2 Naphthalene	128	4.063	4.062 (1.003)	36277	0.45862			38.3051	
3 2-Methylnaphthalene	142	4.492	4.493 (1.109)	33798	0.77033			64.3401	
4 1-Methylnaphthalene	142	4.551	4.551 (1.123)	28172	0.65263			54.5094	
5 Acenaphthylene	152	5.057	5.051 (0.984)	11746	0.13829			11.5500	
9 Fluorene	166	5.486	5.487 (1.068)	9617	0.14150			11.8184(Q)	
11 Phenanthrene	178	6.127	6.128 (1.003)	153055	1.24276			103.7993	
12 Anthracene	178	6.163	6.163 (1.009)	30162	0.26435			22.0795	
13 Carbazole	167	6.263	6.263 (1.025)	16299	0.26779			22.3663	



Compounds	QUANT SIG	RT	EXP RT	REL RT	RESPONSE	CONCENTRATIONS	
						ON-COLUMN (ug/ml)	FINAL (ug/Kg)
15 Fluoranthene	202	6.980	6.981 (1.142)		192322	1.52778	127.6048
16 Pyrene	202	7.151	7.151 (0.886)		176951	1.80859	151.0587
17 Benzo(a)anthracene	228	8.068	8.081 (0.999)		126551	1.26666	105.7949
19 Chrysene	228	8.092	8.109 (1.002)		190991	1.89869	158.5844
20 Benzo(b)fluoranthene	252	9.009	9.028 (0.956)		241554	2.72695	227.7637(M)
21 Benzo(k)fluoranthene	252	9.033	9.051 (0.959)		49304	0.49835	41.6237(QMH)
22 Benzo(a)pyrene	252	9.356	9.369 (0.993)		109245	1.30670	109.1393
24 Indeno(1,2,3-cd)pyrene	276	10.809	10.827 (1.147)		78021	0.96757	80.8143(M)
25 Dibenzo(a,h)anthracene	278	10.821	10.850 (1.149)		24393	0.31699	26.4761(H)
26 Benzo(g,h,i)perylene	276	11.233	11.256 (1.192)		102555	1.22444	102.2692

QC Flag Legend

- Q - Qualifier signal failed the ratio test.
- M - Compound response manually integrated.
- H - Operator selected an alternate compound hit.

Data File: 1CE29025.D

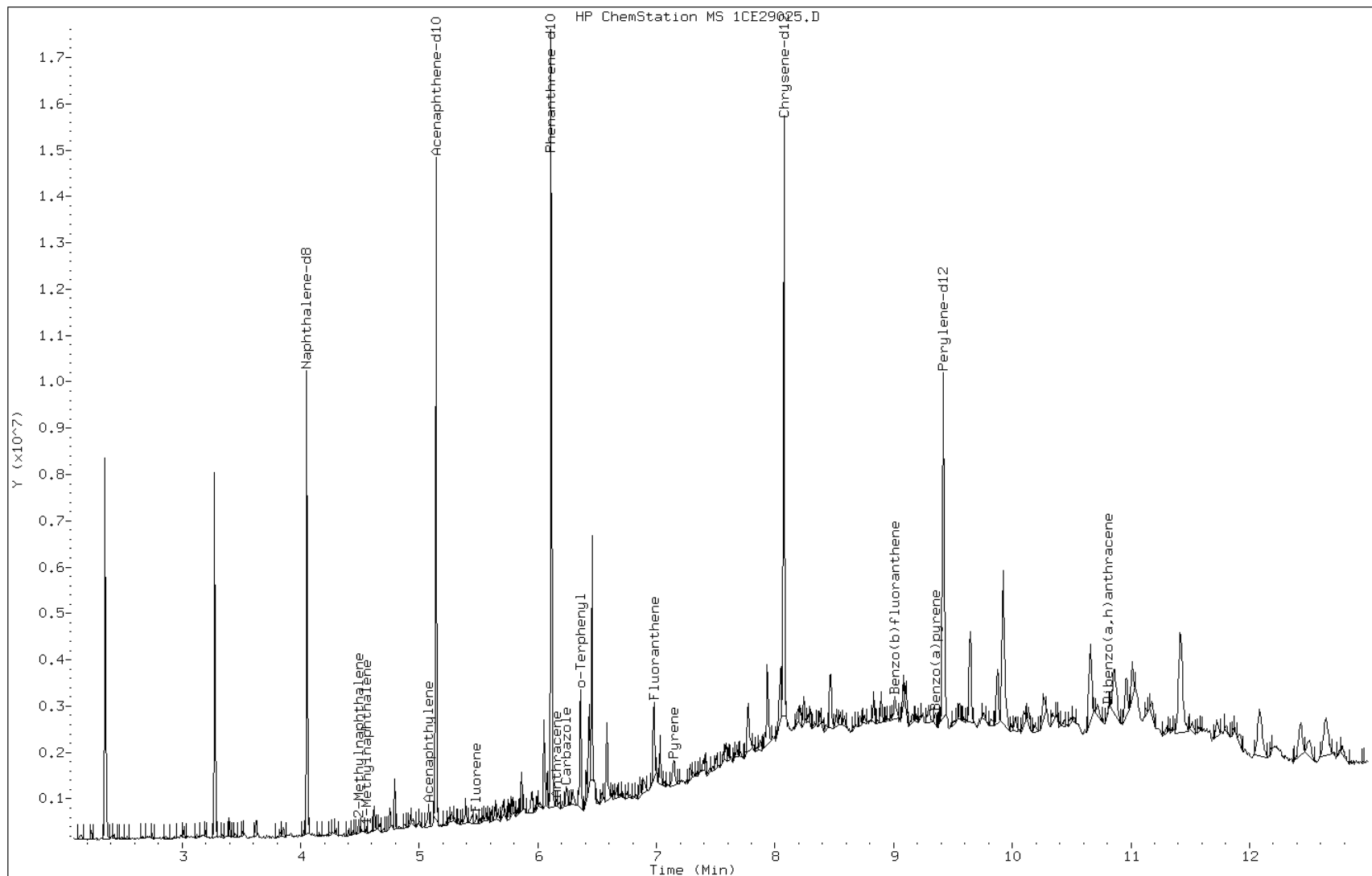
Date: 29-MAY-2013 20:51

Client ID: HP0068A-CSD

Instrument: BSMC5973.i

Sample Info: 680-90622-a-10-a

Operator: SCC



Data File: 1CE29025.D

Date: 29-MAY-2013 20:51

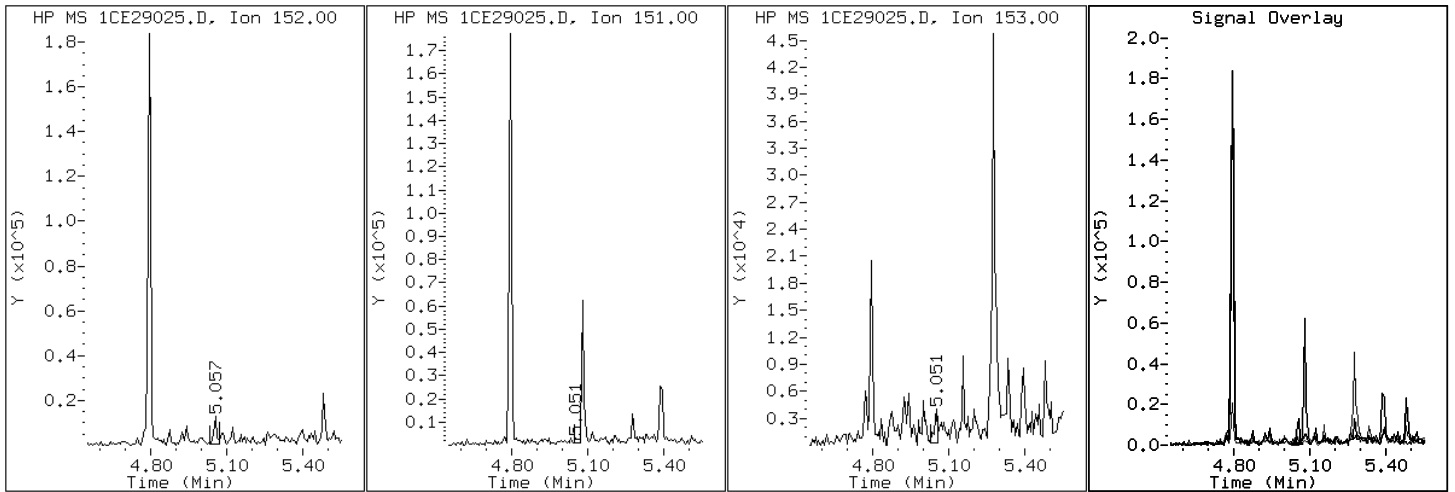
Client ID: HP0068A-CSD

Instrument: BSMC5973.i

Sample Info: 680-90622-a-10-a

Operator: SCC

5 Acenaphthylene



Data File: 1CE29025.D

Date: 29-MAY-2013 20:51

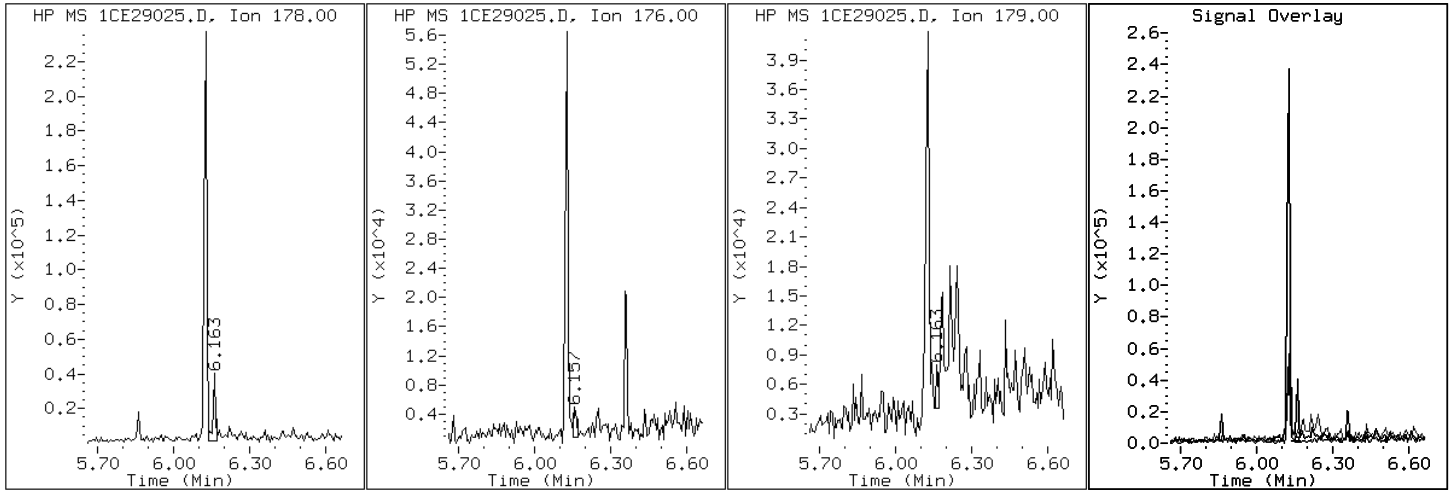
Client ID: HP0068A-CSD

Instrument: BSMC5973.i

Sample Info: 680-90622-a-10-a

Operator: SCC

12 Anthracene



Data File: 1CE29025.D

Date: 29-MAY-2013 20:51

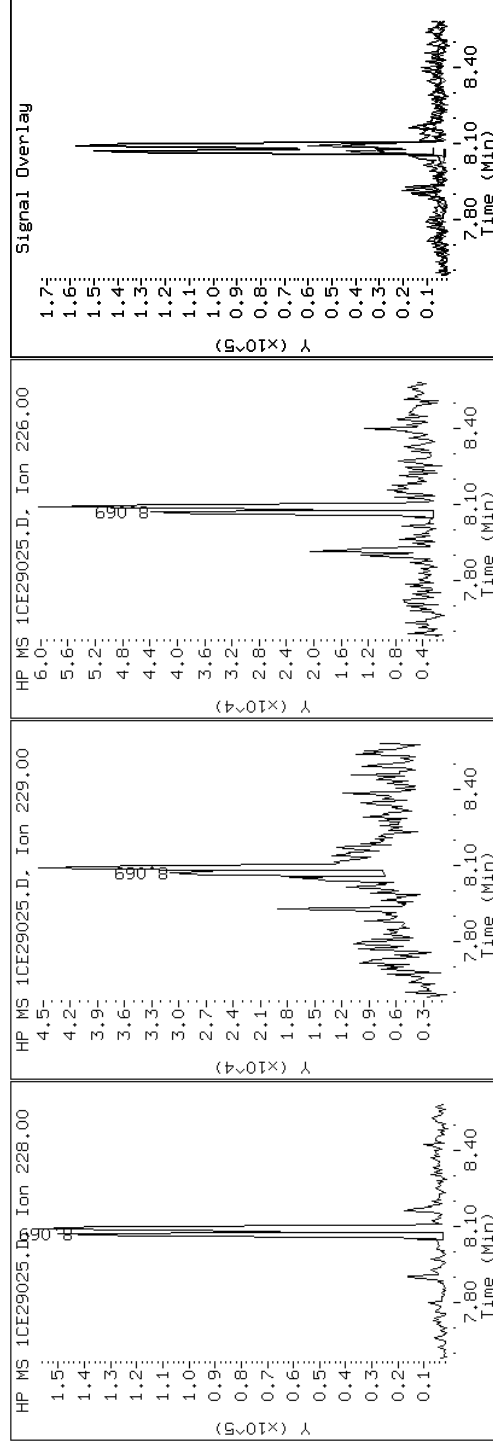
Client ID: HP0068A-CSD

Instrument: BSMC5973.i

Sample Info: 680-90622-a-10-a

Operator: SCC

17 Benzo(a)anthracene



Data File: 1CE29025.D

Date: 29-MAY-2013 20:51

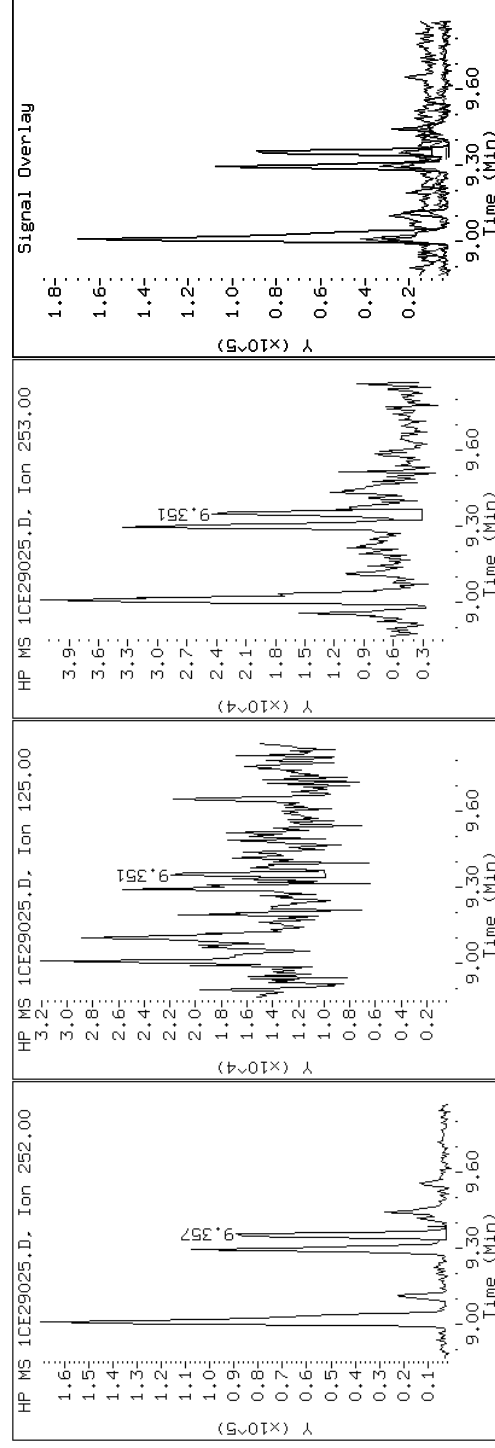
Client ID: HP0068A-CSD

Instrument: BSMC5973.i

Sample Info: 680-90622-a-10-a

Operator: SCC

22 Benzo(a)pyrene



Data File: 1CE29025.D

Date: 29-MAY-2013 20:51

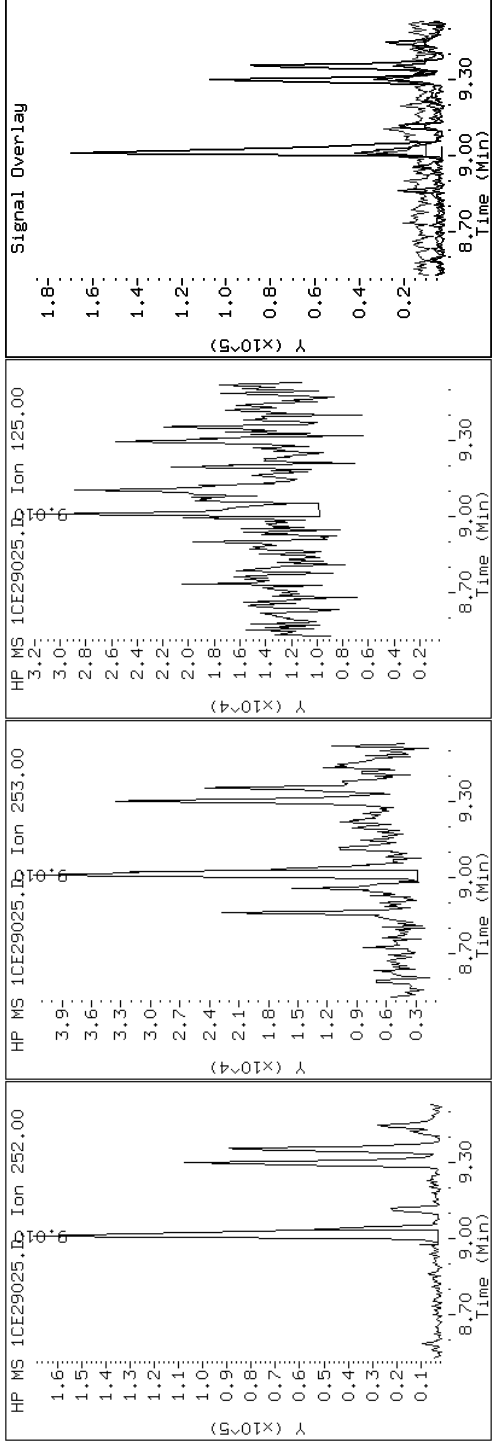
Client ID: HP0068A-CSD

Instrument: BSMC5973.i

Sample Info: 680-90622-a-10-a

Operator: SCC

20 Benzo(b)fluoranthene



Data File: 1CE29025.D

Date: 29-MAY-2013 20:51

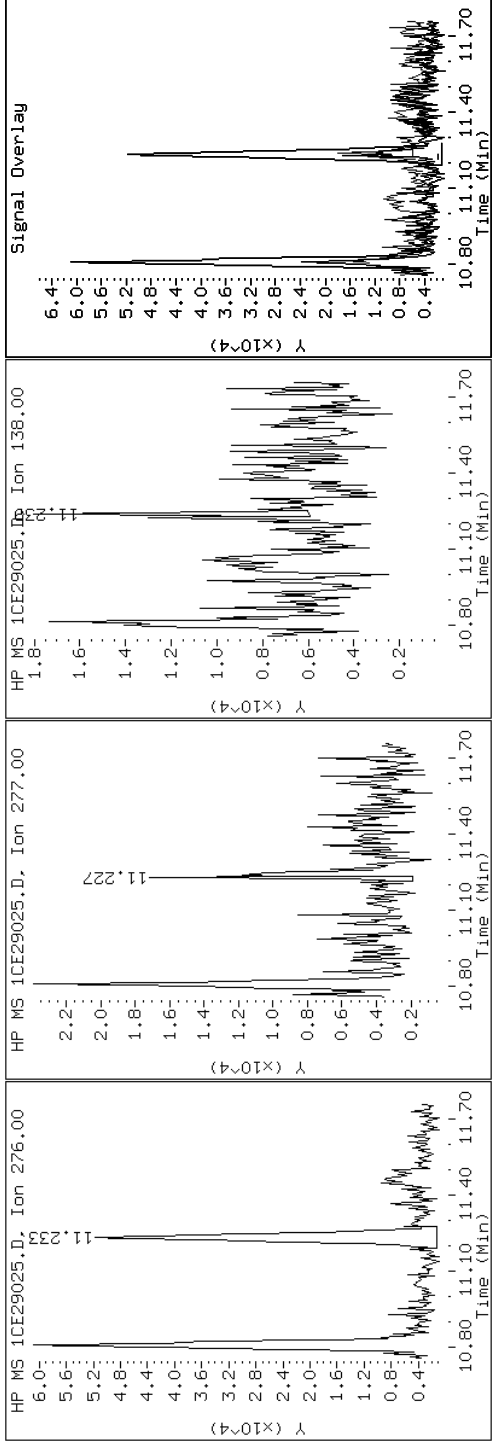
Client ID: HP0068A-CSD

Instrument: BSMC5973.i

Sample Info: 680-90622-a-10-a

Operator: SCC

26 Benzo(g,h,i)perylene





Data File: 1CE29025.D

Date: 29-MAY-2013 20:51

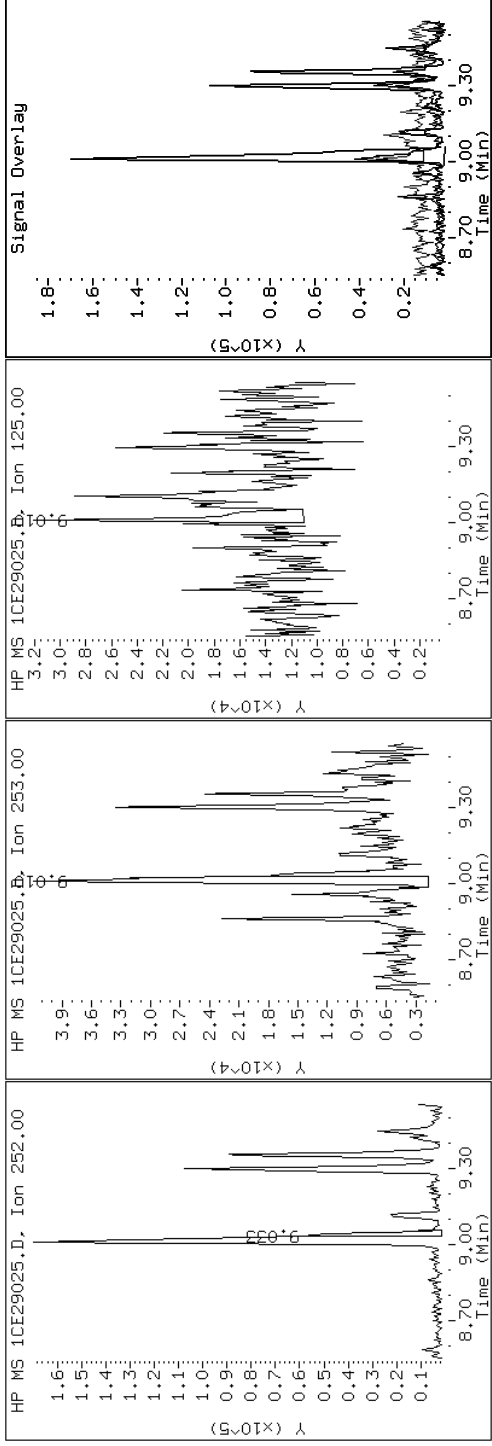
Client ID: HP0068A-CSD

Instrument: BSMC5973.i

Sample Info: 680-90622-a-10-a

Operator: SCC

21 Benzo(k)fluoranthene



Data File: 1CE29025.D

Date: 29-MAY-2013 20:51

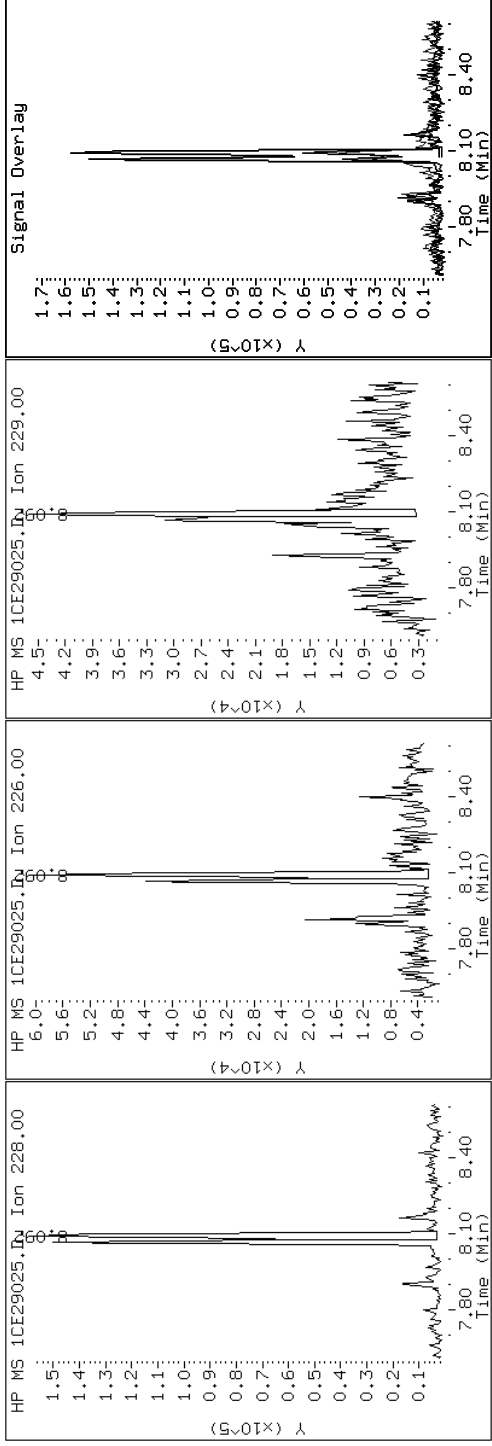
Client ID: HP0068A-CSD

Instrument: BSMC5973.i

Sample Info: 680-90622-a-10-a

Operator: SCC

19 Chrysene



Data File: 1CE29025.D

Date: 29-MAY-2013 20:51

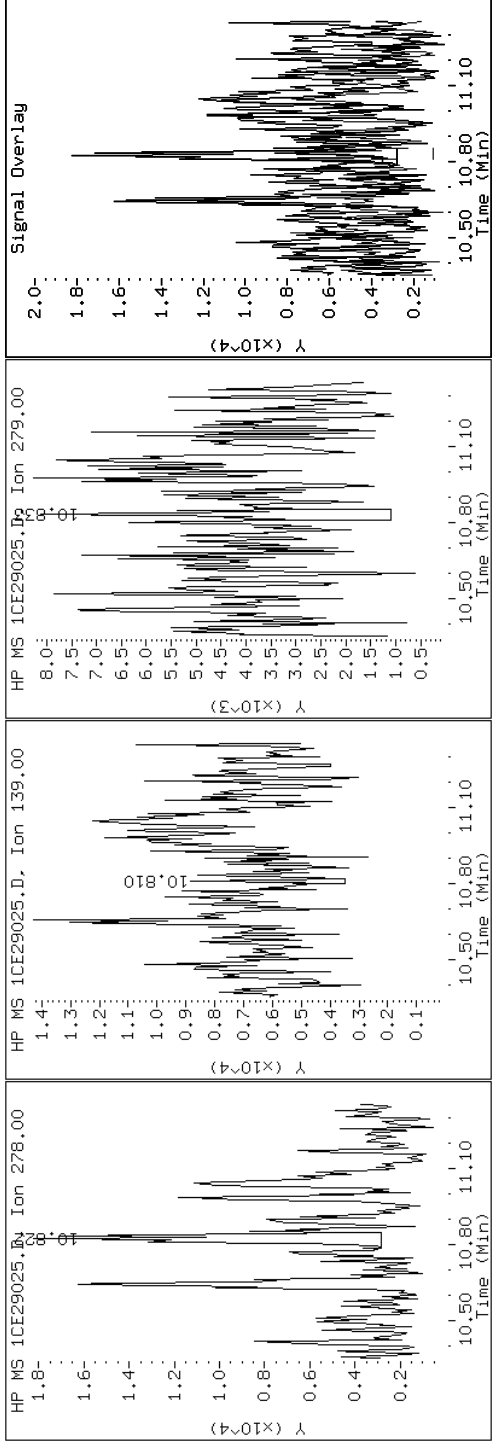
Client ID: HP0068A-CSD

Instrument: BSMC5973.i

Sample Info: 680-90622-a-10-a

Operator: SCC

25 Dibenzo(a,h)anthracene



Data File: 1CE29025.D

Date: 29-MAY-2013 20:51

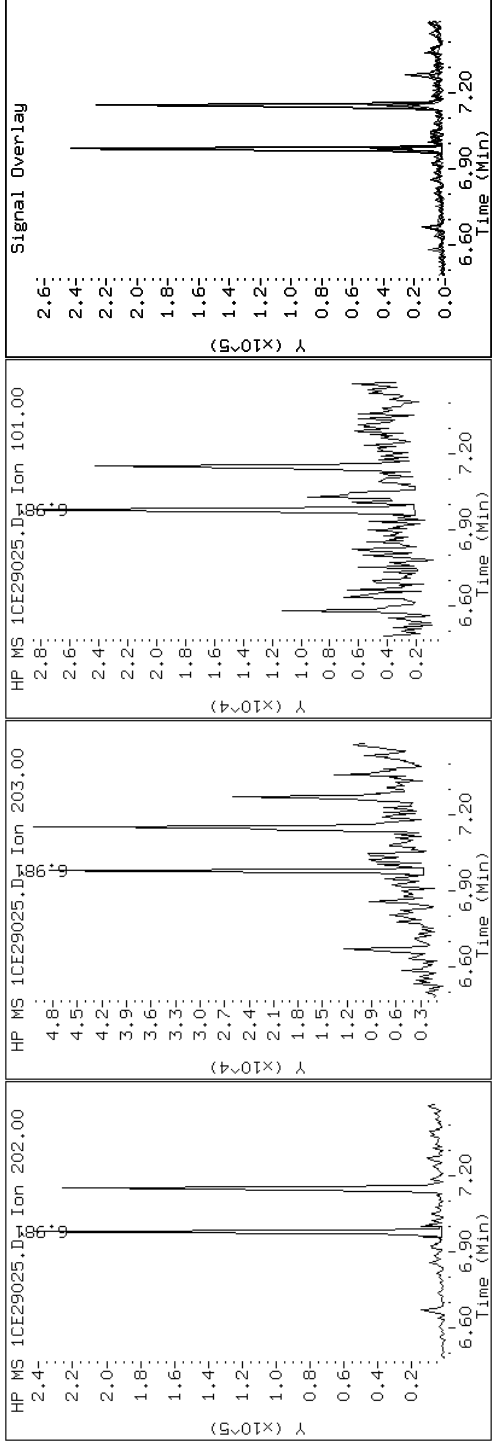
Client ID: HP0068A-CSD

Instrument: BSMC5973.i

Sample Info: 680-90622-a-10-a

Operator: SCC

15 Fluoranthene



Data File: 1CE29025.D

Date: 29-MAY-2013 20:51

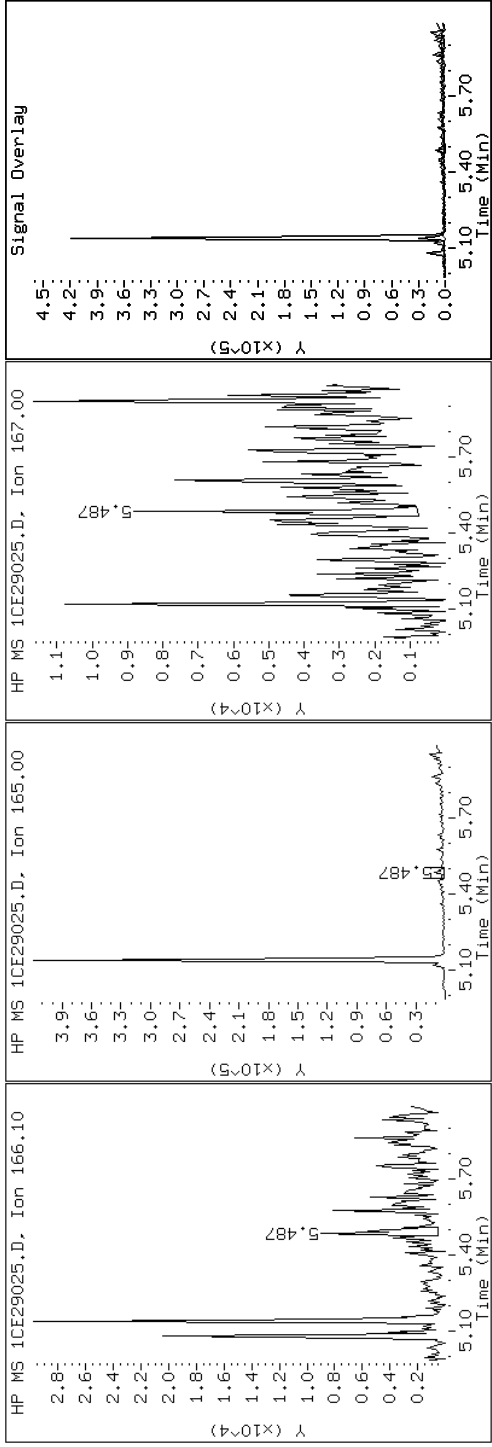
Client ID: HP0068A-CSD

Instrument: BSMC5973.i

Sample Info: 680-90622-a-10-a

Operator: SCC

9 Fluorene



Data File: 1CE29025.D

Date: 29-MAY-2013 20:51

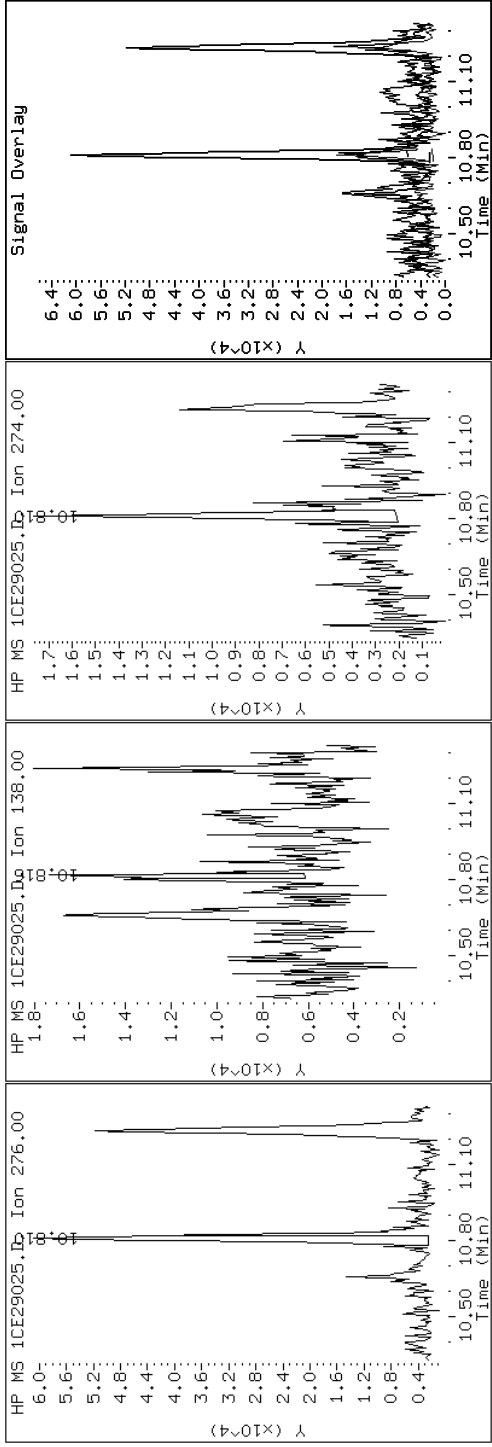
Client ID: HP0068A-CSD

Instrument: BSMC5973.i

Sample Info: 680-90622-a-10-a

Operator: SCC

24 Indeno(1,2,3-cd)pyrene



Data File: 1CE29025.D

Date: 29-MAY-2013 20:51

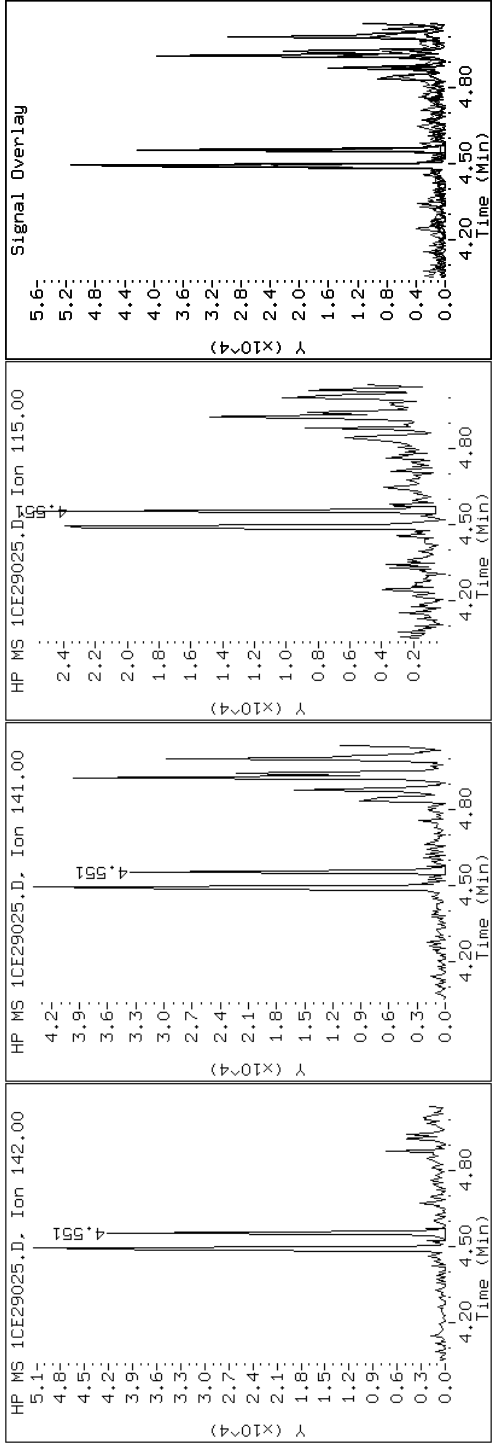
Client ID: HP0068A-CSD

Instrument: BSMC5973.i

Sample Info: 680-90622-a-10-a

Operator: SCC

### 4 1-Methylnaphthalene



Data File: 1CE29025.D

Date: 29-MAY-2013 20:51

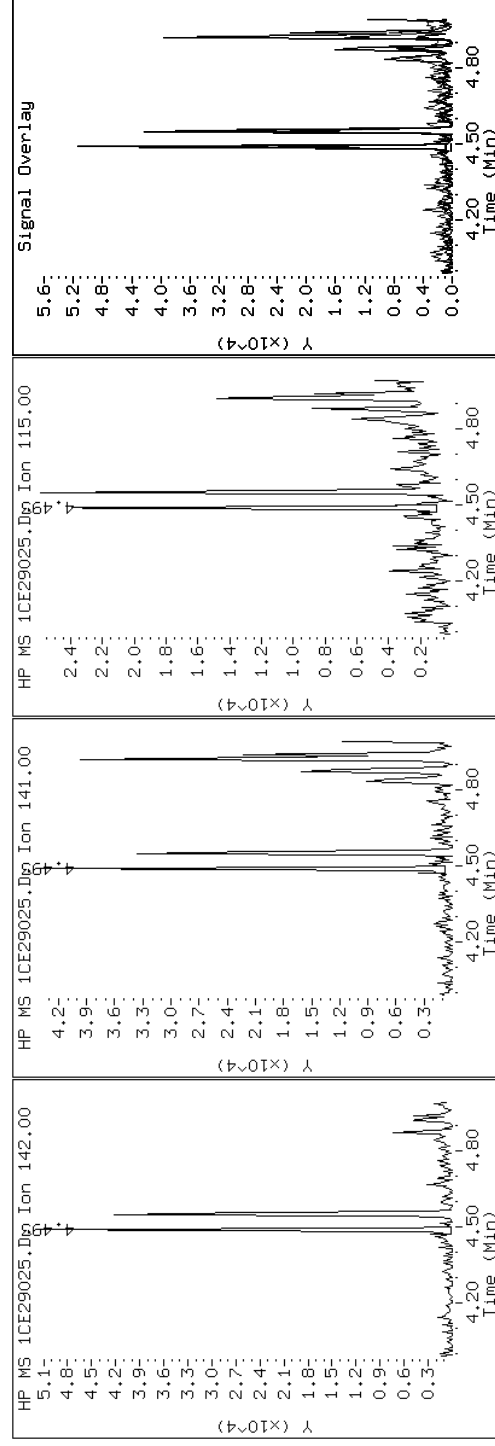
Client ID: HP0068A-CSD

Instrument: BSMC5973.i

Sample Info: 680-90622-a-10-a

Operator: SCC

### 3 2-Methylnaphthalene





Data File: 1CE29025.D

Date: 29-MAY-2013 20:51

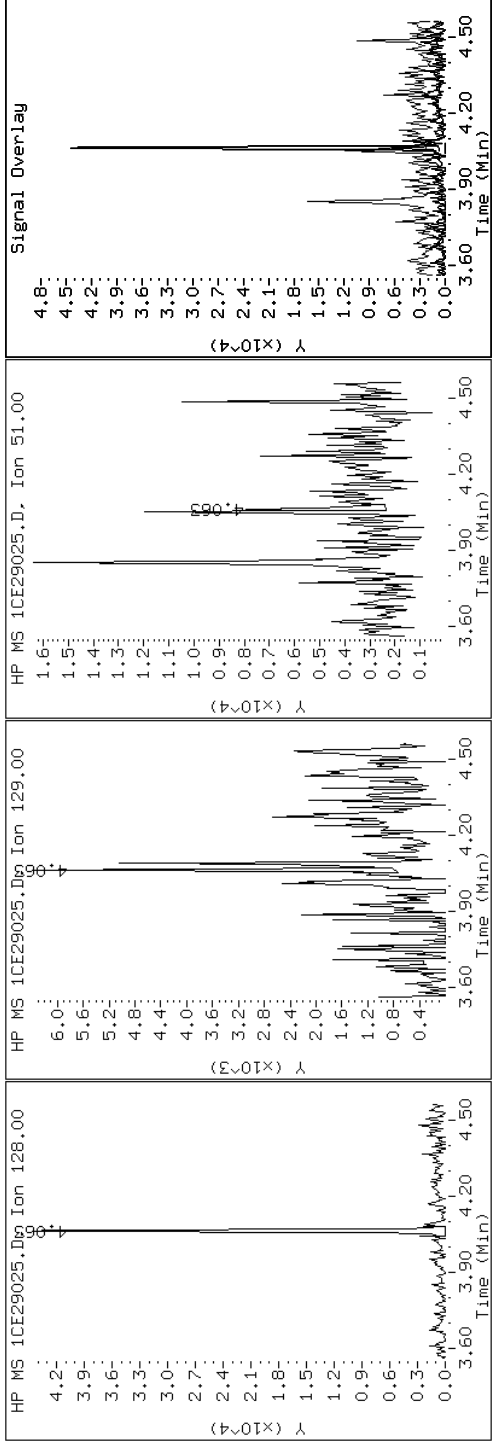
Client ID: HP0068A-CSD

Instrument: BSMC5973.i

Sample Info: 680-90622-a-10-a

Operator: SCC

2 Naphthalene



Data File: 1CE29025.D

Date: 29-MAY-2013 20:51

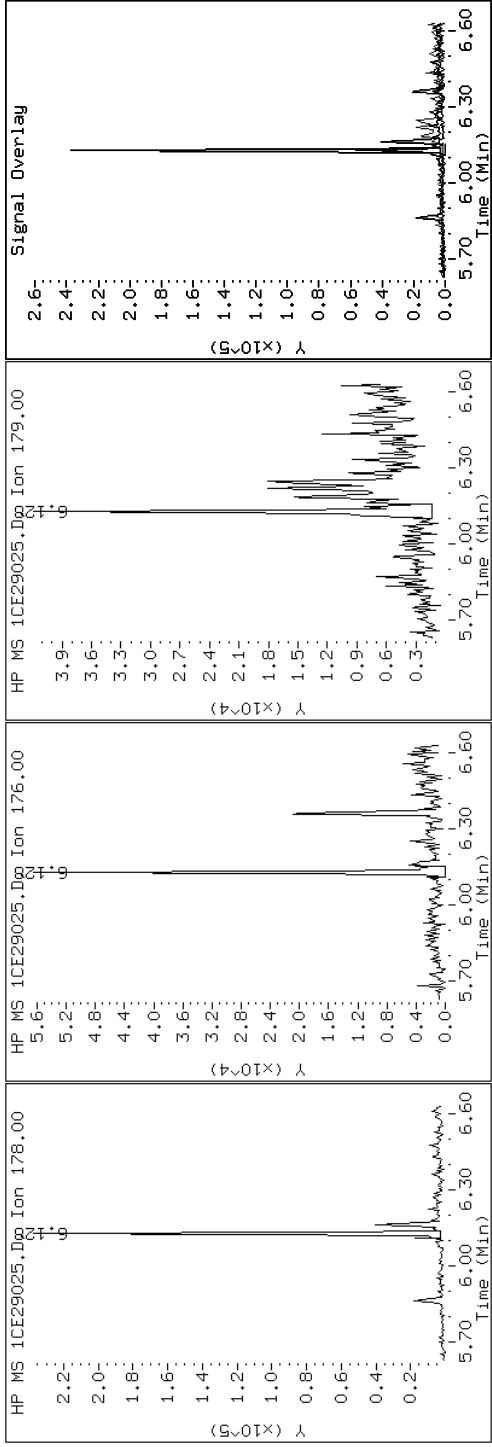
Client ID: HP0068A-CSD

Instrument: BSMC5973.i

Sample Info: 680-90622-a-10-a

Operator: SCC

11 Phenanthrene



Data File: 1CE29025.D

Date: 29-MAY-2013 20:51

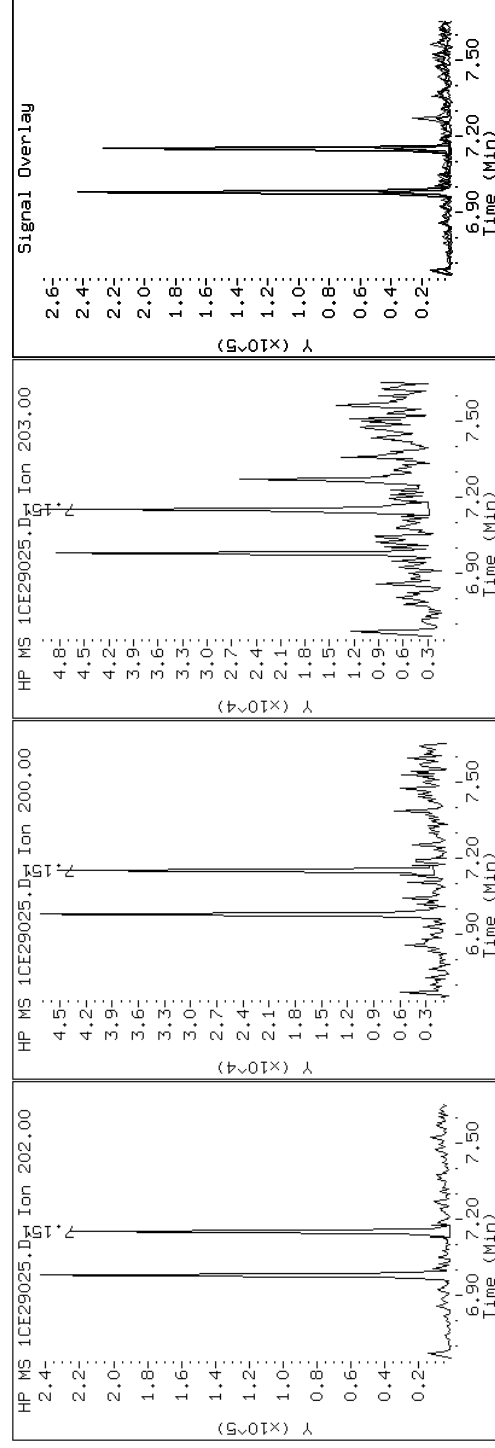
Client ID: HP0068A-CSD

Instrument: BSMC5973.i

Sample Info: 680-90622-a-10-a

Operator: SCC

16 Pyrene

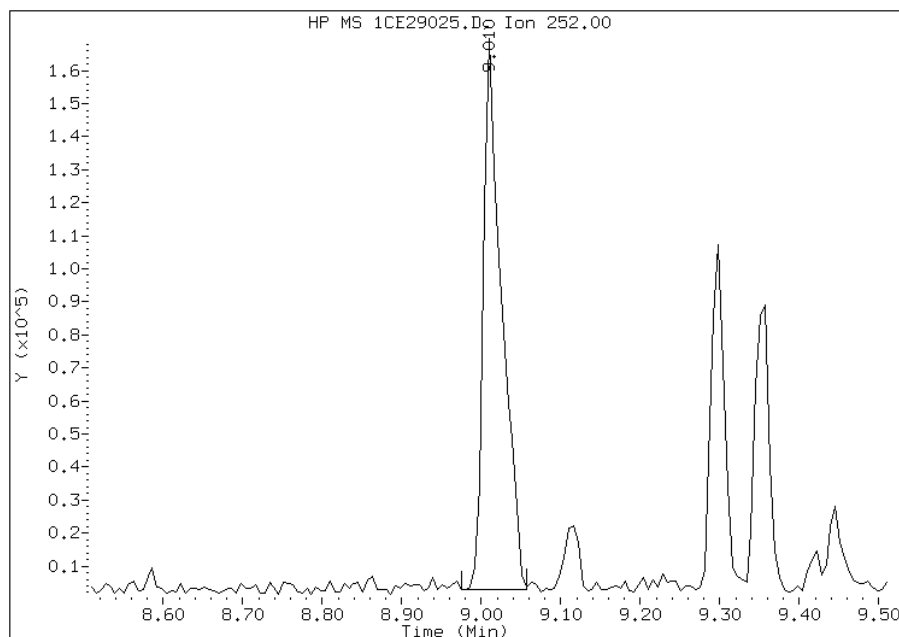


# Manual Integration Report

Data File: 1CE29025.D  
Inj. Date and Time: 29-MAY-2013 20:51  
Instrument ID: BSMC5973.i  
Client ID: HP0068A-CSD  
Compound: 20 Benzo(b)fluoranthene  
CAS #: 205-99-2  
Report Date: 06/03/2013

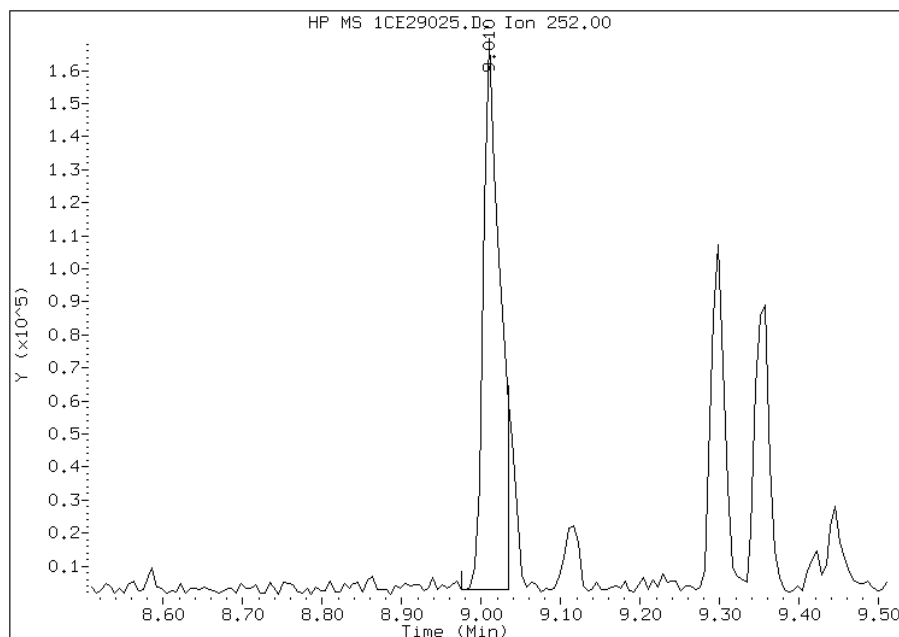
## Processing Integration Results

RT: 9.01  
Response: 268566  
Amount: 3  
Conc: 253



## Manual Integration Results

RT: 9.01  
Response: 241554  
Amount: 3  
Conc: 228



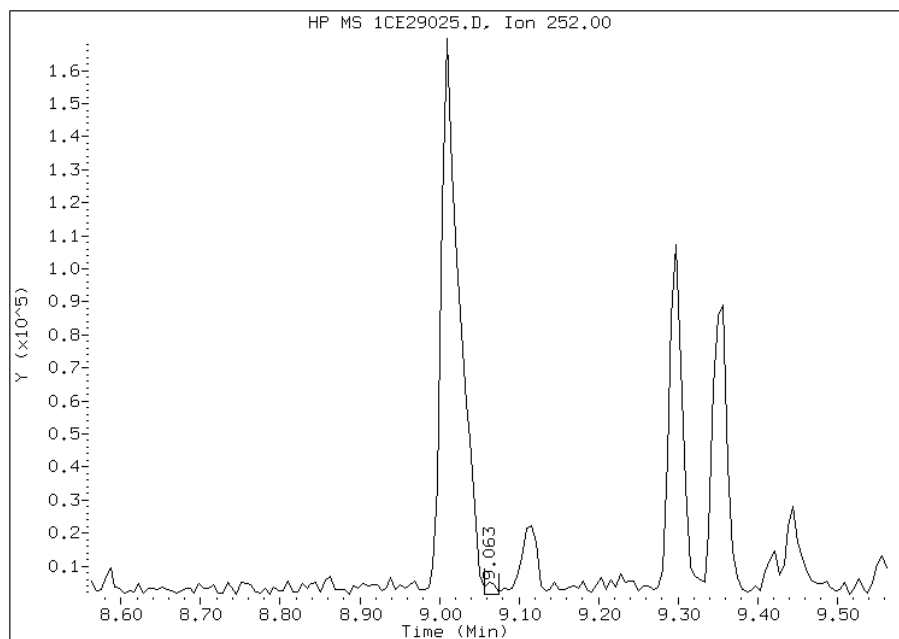
Manually Integrated By: cantins  
Modification Date: 03-Jun-2013 13:52  
Manual Integration Reason: Split Peak

# Manual Integration Report

Data File: 1CE29025.D  
Inj. Date and Time: 29-MAY-2013 20:51  
Instrument ID: BSMC5973.i  
Client ID: HP0068A-CSD  
Compound: 21 Benzo(k)fluoranthene  
CAS #: 207-08-9  
Report Date: 06/03/2013

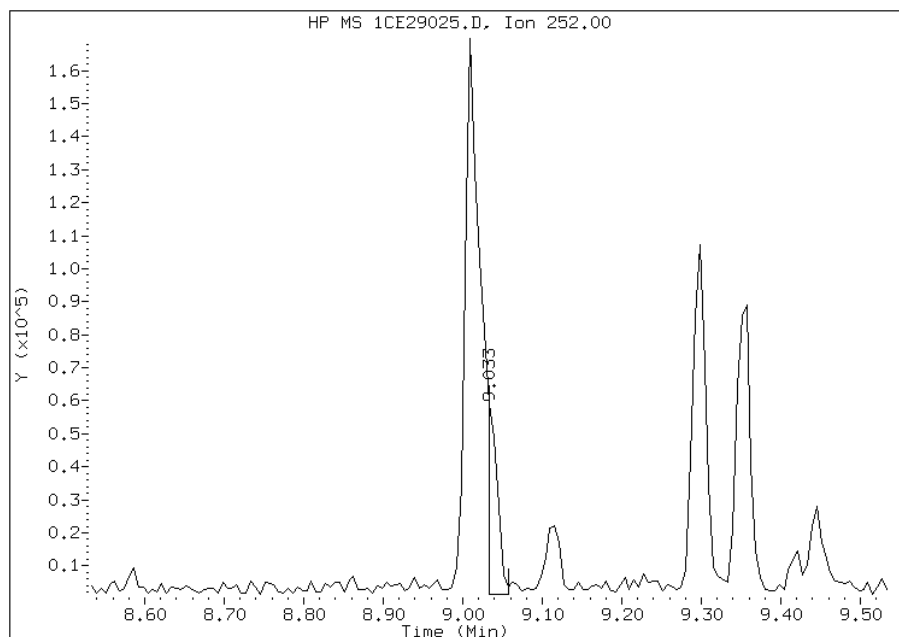
## Processing Integration Results

RT: 9.06  
Response: 3220  
Amount: 0  
Conc: 3



## Manual Integration Results

RT: 9.03  
Response: 49304  
Amount: 0  
Conc: 42



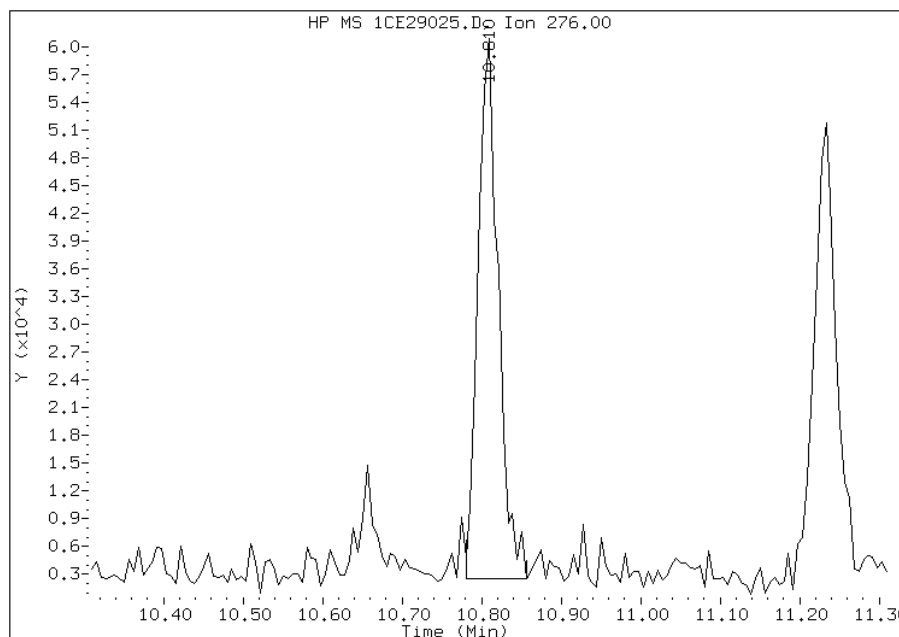
Manually Integrated By: cantins  
Modification Date: 03-Jun-2013 13:53  
Manual Integration Reason: Baseline Event

# Manual Integration Report

Data File: 1CE29025.D  
Inj. Date and Time: 29-MAY-2013 20:51  
Instrument ID: BSMC5973.i  
Client ID: HP0068A-CSD  
Compound: 24 Indeno(1,2,3-cd)pyrene  
CAS #: 193-39-5  
Report Date: 06/03/2013

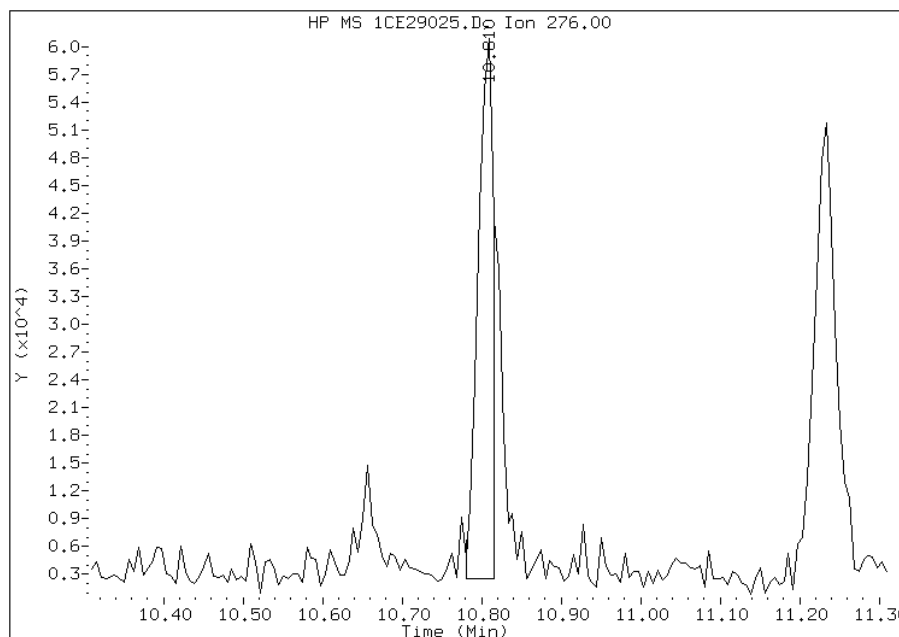
## Processing Integration Results

RT: 10.81  
Response: 102391  
Amount: 1  
Conc: 102



## Manual Integration Results

RT: 10.81  
Response: 78021  
Amount: 1  
Conc: 81



Manually Integrated By: cantins  
Modification Date: 03-Jun-2013 13:53  
Manual Integration Reason: Split Peak

FORM I  
GC/MS SEMI VOA ORGANICS ANALYSIS DATA SHEET

Lab Name: TestAmerica Tampa Job No.: 680-90622-1  
 SDG No.: 68090622-1  
 Client Sample ID: CV0068B-CS Lab Sample ID: 680-90622-11  
 Matrix: Solid Lab File ID: 1DF03010.D  
 Analysis Method: 8270C LL Date Collected: 05/20/2013 13:15  
 Extract. Method: 3546 Date Extracted: 05/30/2013 11:37  
 Sample wt/vol: 14.98(g) Date Analyzed: 06/03/2013 15:48  
 Con. Extract Vol.: 1(mL) Dilution Factor: 1  
 Injection Volume: 1(uL) Level: (low/med) Low  
 % Moisture: 21.1 GPC Cleanup: (Y/N) N  
 Analysis Batch No.: 138011 Units: ug/Kg

CAS NO.	COMPOUND NAME	RESULT	Q	RL	MDL
83-32-9	Acenaphthene	130	U	130	25
208-96-8	Acenaphthylene	7.6	J	51	6.3
120-12-7	Anthracene	13		11	5.3
56-55-3	Benzo[a]anthracene	81		10	5.0
50-32-8	Benzo[a]pyrene	95		13	6.6
205-99-2	Benzo[b]fluoranthene	160		15	7.7
191-24-2	Benzo[g,h,i]perylene	82		25	5.6
207-08-9	Benzo[k]fluoranthene	50		10	4.6
218-01-9	Chrysene	110		11	5.7
53-70-3	Dibenz(a,h)anthracene	25		25	5.2
206-44-0	Fluoranthene	93		25	5.1
86-73-7	Fluorene	25	U	25	5.2
193-39-5	Indeno[1,2,3-cd]pyrene	83		25	9.0
90-12-0	1-Methylnaphthalene	25	J	51	5.6
91-57-6	2-Methylnaphthalene	30	J	51	9.0
91-20-3	Naphthalene	30	J	51	5.6
85-01-8	Phenanthrene	59		10	5.0
129-00-0	Pyrene	98		25	4.7

CAS NO.	SURROGATE	%REC	Q	LIMITS
84-15-1	o-Terphenyl	79		30-130

TestAmerica Laboratories

Semivolatiles 8270 low level PAH

Data file : \\tam-chemsvr\chem\SM\BSMSD.i\1D060313.b\1DF03010.D  
 Lab Smp Id: 680-90622-A-11-B Client Smp ID: CV0068B-CS  
 Inj Date : 03-JUN-2013 15:48  
 Operator : SCC Inst ID: BSMSD.i  
 Smp Info : 680-90622-a-11-b  
 Misc Info : 680-90622-A-11-B  
 Comment :  
 Method : \\tam-chemsvr\chem\SM\BSMSD.i\1D060313.b\dFASTPAHi.m  
 Meth Date : 03-Jun-2013 11:25 cantins Quant Type: ISTD  
 Cal Date : 23-MAY-2013 15:19 Cal File: 1DE23009.D  
 Als bottle: 10  
 Dil Factor: 1.00000  
 Integrator: HP RTE Compound Sublist: pah.sub  
 Target Version: 4.14  
 Processing Host: TAM1000

Concentration Formula:

$$\text{Amt} * \text{DF} * 1/\text{Vi} * \text{Vt}/\text{Ws} * 100/(100 - \text{M}) * \text{A} * \text{B} * \text{C} * \text{D} * \text{GPC} * \text{CpndVariable}$$

Name	Value	Description
DF	1.000	Dilution Factor
Vi	1.000	Injection Volume
Vt	1.000	Final Volume
Ws	14.980	Weight Extracted
M	21.142	% Moisture
A	1000.000	uL to mL conversion
B	1000.000	g to kg conversion
C	0.00100	ng to ug conversion
D	1.000	ug to mg conversion(value = 1 if no conv)
GPC	1.000	GPC FACTOR
Cpnd Variable		Local Compound Variable

Compounds	QUANT	SIG	RT	EXP RT	REL RT	RESPONSE	CONCENTRATIONS	
							ON-COLUMN ( ug/l)	FINAL (ug/Kg)
* 1 Naphthalene-d8	136		6.273	6.278	(1.000)	3492470	40.0000	
* 7 Acenaphthene-d10	164		7.942	7.946	(1.000)	1920206	40.0000	
* 11 Phenanthrene-d10	188		9.199	9.204	(1.000)	3001747	40.0000	
\$ 15 o-Terphenyl	230		9.511	9.509	(1.034)	345427	7.85483	660
* 19 Chrysene-d12	240		11.561	11.566	(1.000)	2552272	40.0000	
* 24 Perylene-d12	264		13.471	13.469	(1.000)	2669166	40.0000	
2 Naphthalene	128		6.291	6.295	(1.003)	30295	0.35175	30
3 2-Methylnaphthalene	142		6.990	6.995	(1.114)	19146	0.34914	30
4 1-Methylnaphthalene	142		7.084	7.089	(1.129)	16459	0.29154	25
5 1,1'-Biphenyl	154		7.431	7.429	(0.936)	5570	0.08586	7.3
6 Acenaphthylene	152		7.813	7.817	(0.984)	7156	0.08988	7.6
9 Dibenzofuran	168		8.112	8.117	(1.021)	9446	0.13564	11
10 Fluorene	166		8.406	8.411	(1.058)	3336	0.05838	4.9
12 Phenanthrene	178		9.217	9.221	(1.002)	56942	0.70042	59



Compounds	QUANT SIG	RT	EXP RT	REL RT	RESPONSE	CONCENTRATIONS	
						ON-COLUMN ( ug/l)	FINAL (ug/Kg)
13 Anthracene	178	9.258	9.263 (1.006)		12460	0.15796	13
16 Fluoranthene	202	10.198	10.203 (1.109)		91525	1.10046	93
17 Pyrene	202	10.386	10.391 (0.898)		86499	1.15757	98
18 Benzo(a)anthracene	228	11.544	11.548 (0.998)		72079	0.95159	80
20 Chrysene	228	11.585	11.595 (1.002)		92527	1.35655	110
21 Benzo(b)fluoranthene	252	12.901	12.911 (0.958)		126765	1.89573	160
22 Benzo(k)fluoranthene	252	12.936	12.946 (0.960)		41569	0.59363	50
23 Benzo(a)pyrene	252	13.365	13.375 (0.992)		67915	1.12439	95
25 Indeno(1,2,3-cd)pyrene	276	15.104	15.120 (1.121)		57547	0.97749	83(M)
26 Dibenzo(a,h)anthracene	278	15.134	15.162 (1.123)		14338	0.29673	25
27 Benzo(g,h,i)perylene	276	15.574	15.602 (1.156)		58432	0.96411	82

QC Flag Legend

M - Compound response manually integrated.

Data File: 1DF03010.D

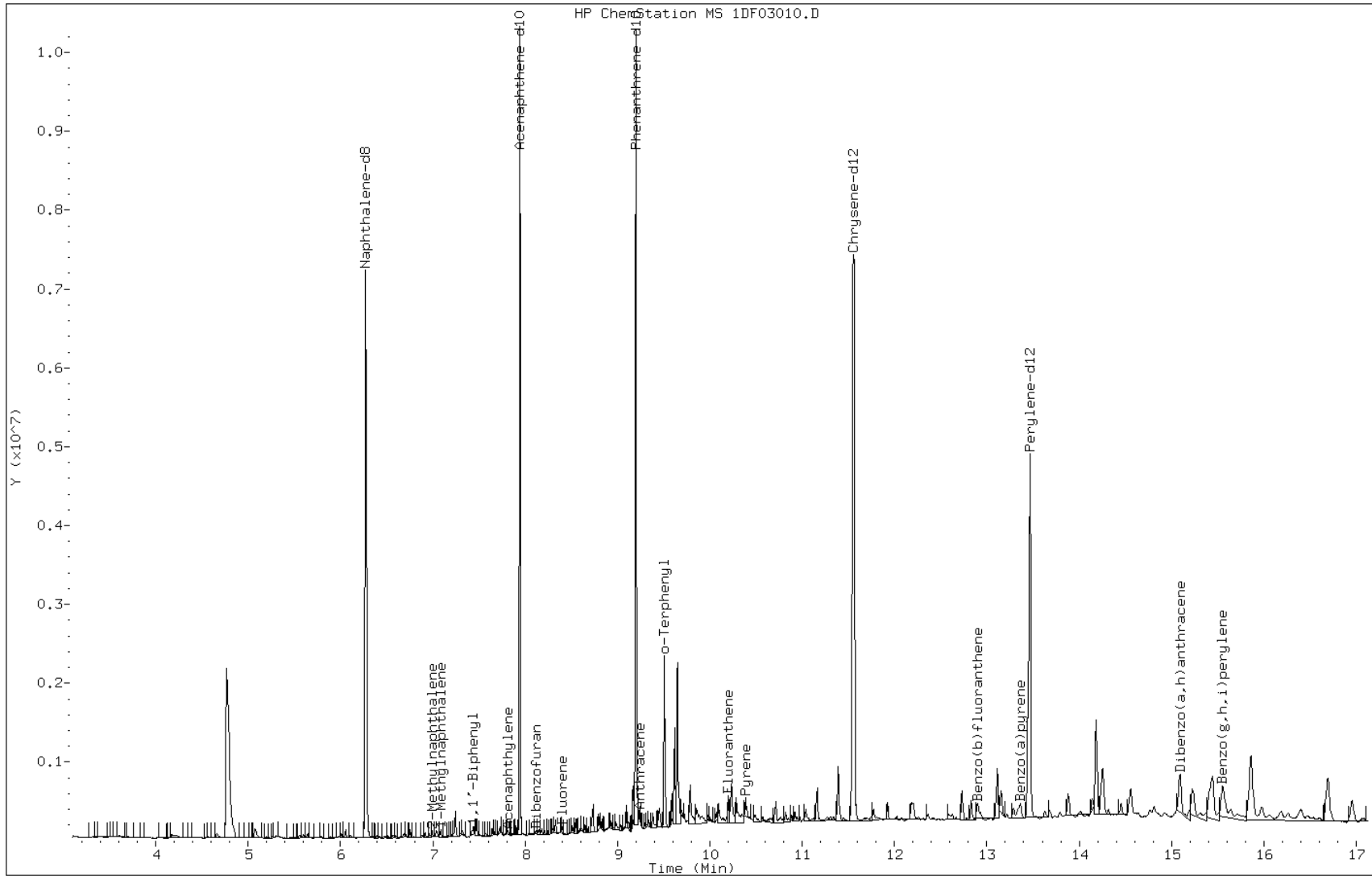
Date: 03-JUN-2013 15:48

Client ID: CV0068B-CS

Instrument: BSMSD.i

Sample Info: 680-90622-a-11-b

Operator: SCC



Data File: 1DF03010.D

Date: 03-JUN-2013 15:48

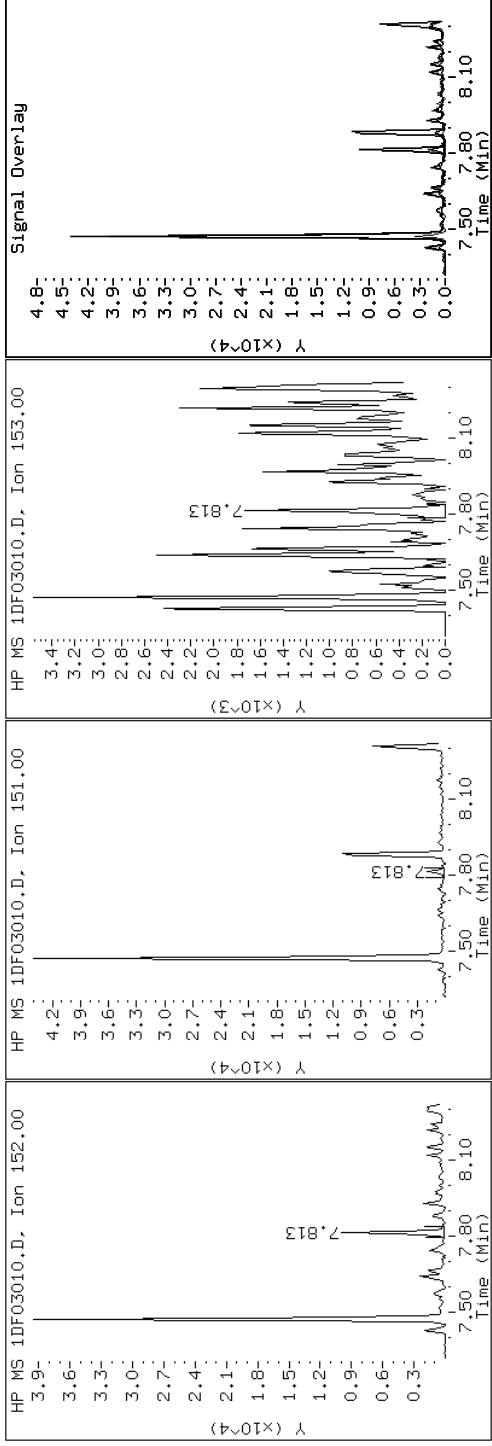
Client ID: CV0068B-CS

Instrument: BSMMSD.i

Sample Info: 680-90622-a-11-b

Operator: SCC

6 Acenaphthylene



Data File: 1DF03010.D

Date: 03-JUN-2013 15:48

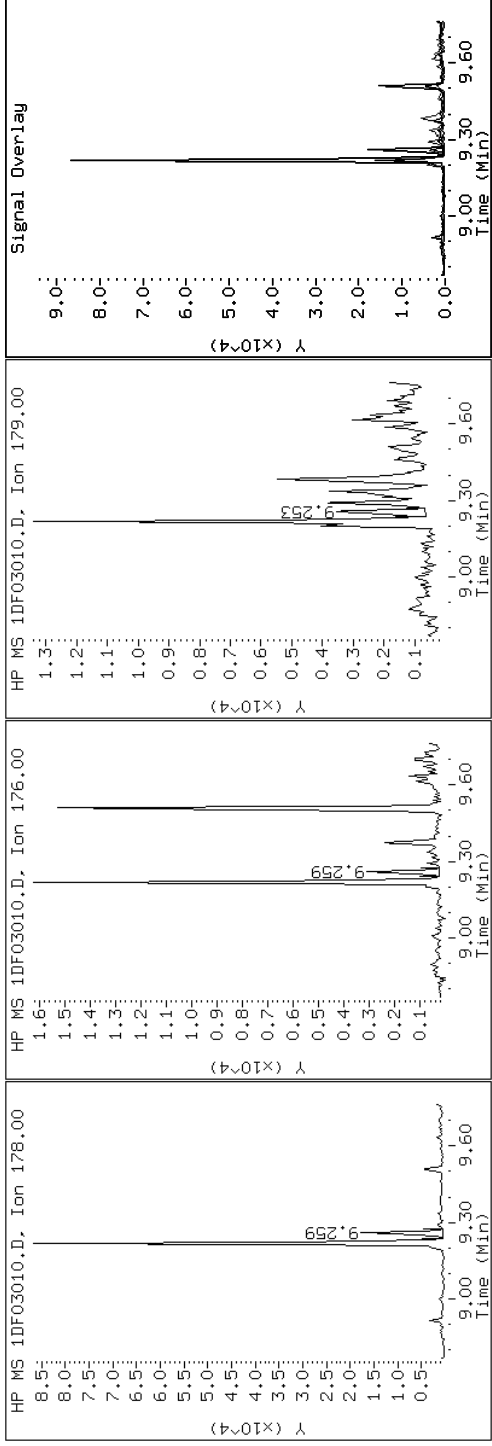
Client ID: CV0068B-CS

Instrument: BSMSD.i

Sample Info: 680-90622-a-11-b

Operator: SCC

13 Anthracene



Data File: 1DF03010.D

Date: 03-JUN-2013 15:48

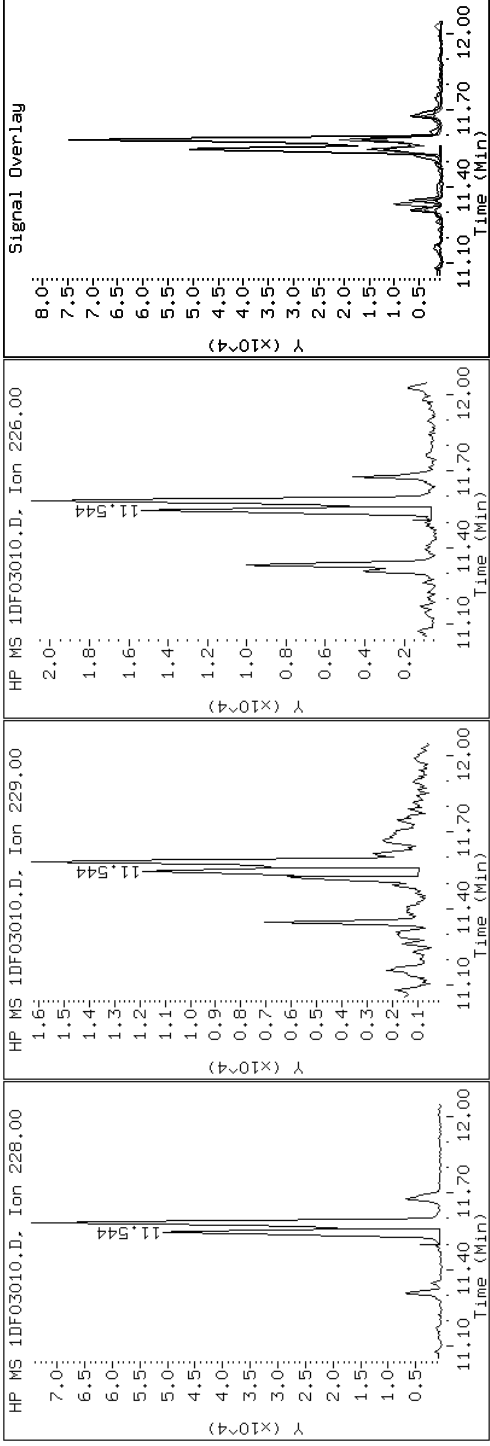
Client ID: CV0068B-CS

Instrument: BSMDS.i

Sample Info: 680-90622-a-11-b

Operator: SCC

18 Benzo(a)anthracene



Data File: 1DF03010.D

Date: 03-JUN-2013 15:48

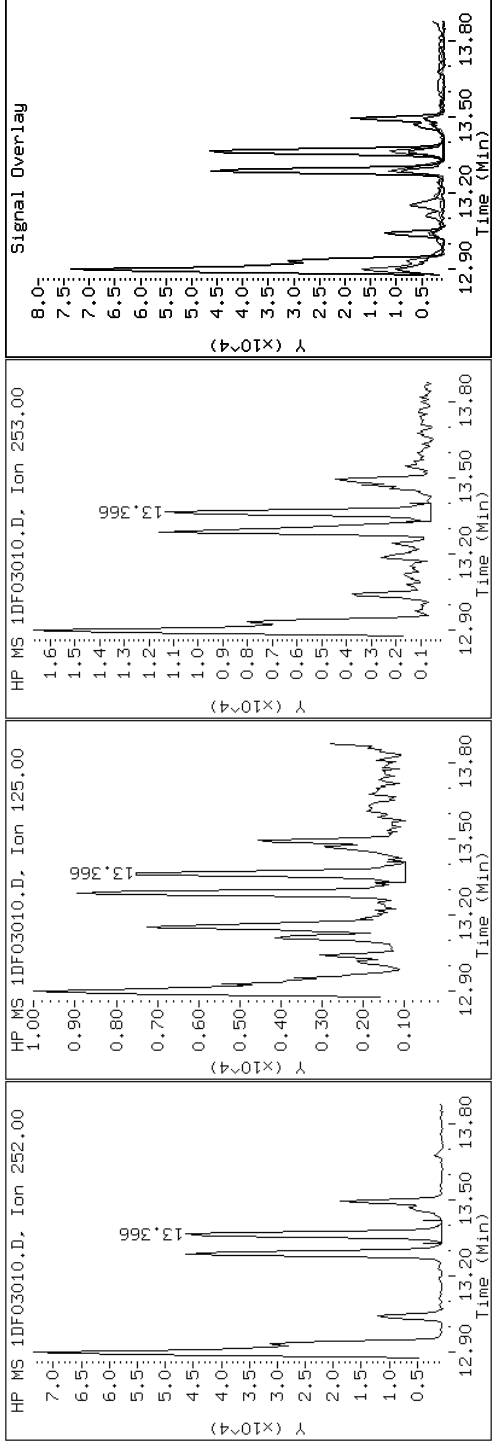
Client ID: CV0068B-CS

Instrument: BSMMSD.i

Sample Info: 680-90622-a-11-b

Operator: SCC

23 Benzo(a)pyrene



Data File: 1DF03010.D

Date: 03-JUN-2013 15:48

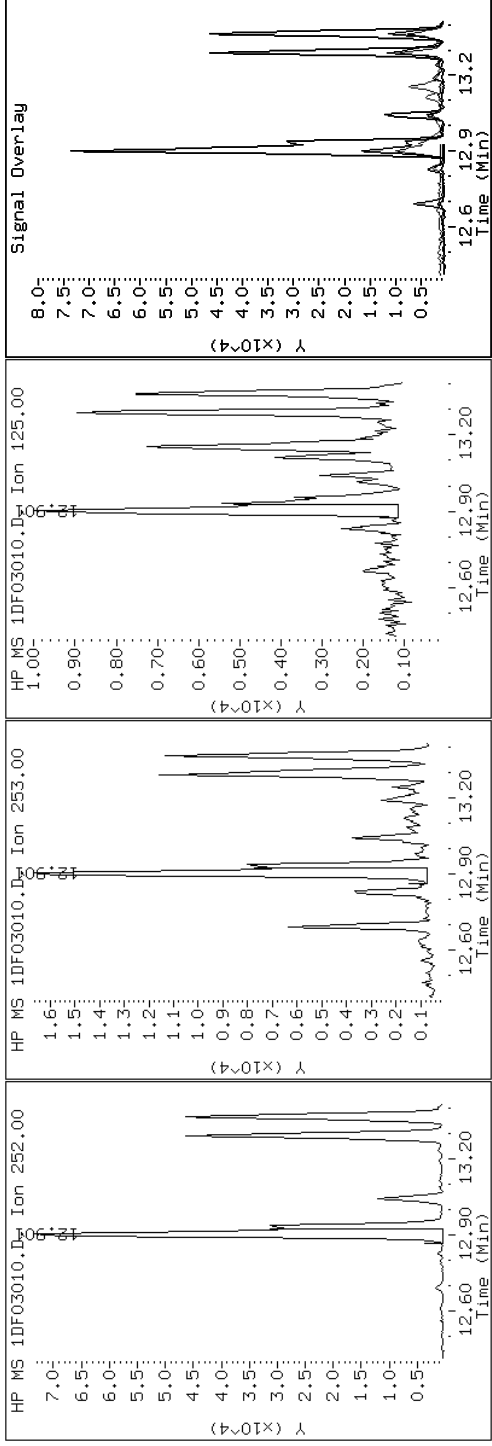
Client ID: CV0068B-CS

Instrument: BSMDS.i

Sample Info: 680-90622-a-11-b

Operator: SCC

21 Benzo(b)fluoranthene



Data File: 1DF03010.D

Date: 03-JUN-2013 15:48

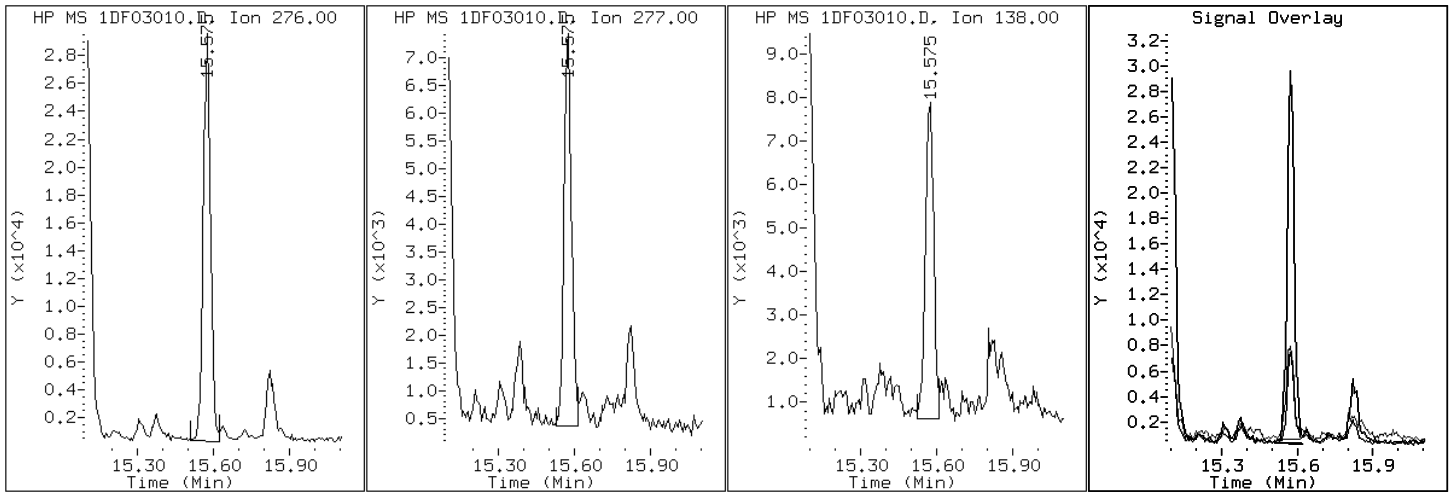
Client ID: CV0068B-CS

Instrument: BSMSD.i

Sample Info: 680-90622-a-11-b

Operator: SCC

27 Benzo(g,h,i)perylene





Data File: 1DF03010.D

Date: 03-JUN-2013 15:48

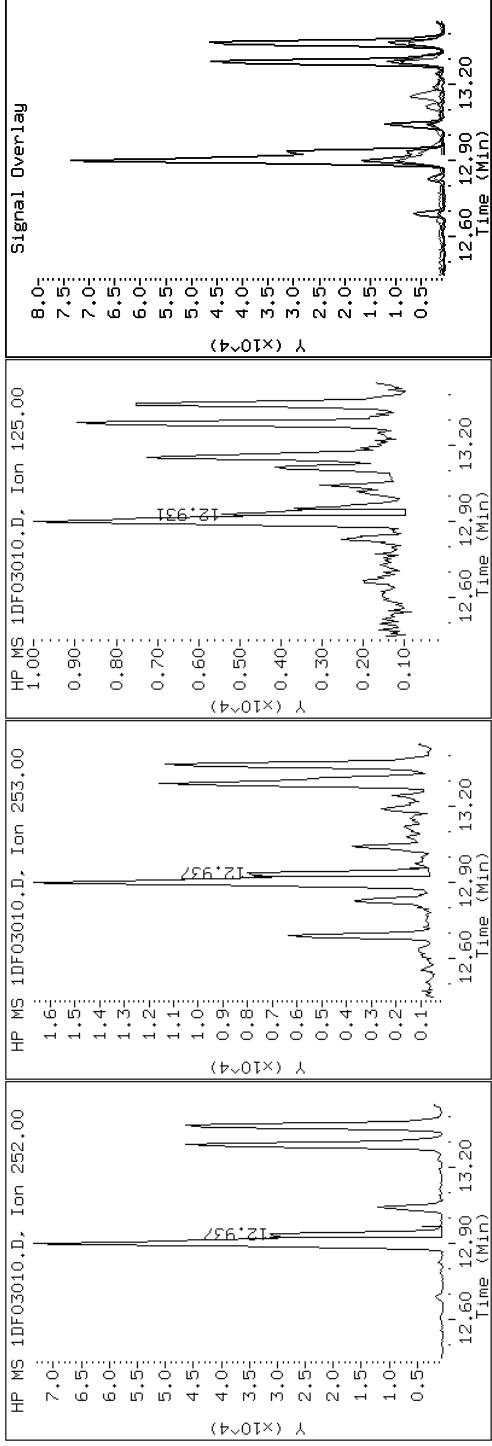
Client ID: CV0068B-CS

Instrument: BSMDS.i

Sample Info: 680-90622-a-11-b

Operator: SCC

22 Benzo(k)fluoranthene



Data File: 1DF03010.D

Date: 03-JUN-2013 15:48

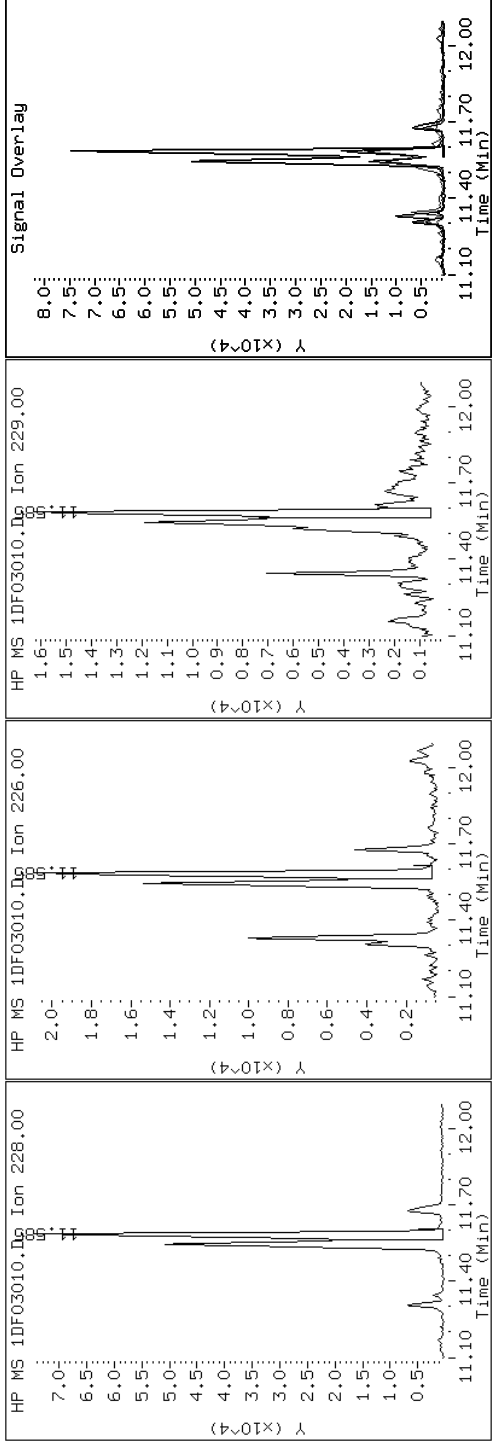
Client ID: CV0068B-CS

Instrument: BSMDS.i

Sample Info: 680-90622-a-11-b

Operator: SCC

20 Chrysene



Data File: 1DF03010.D

Date: 03-JUN-2013 15:48

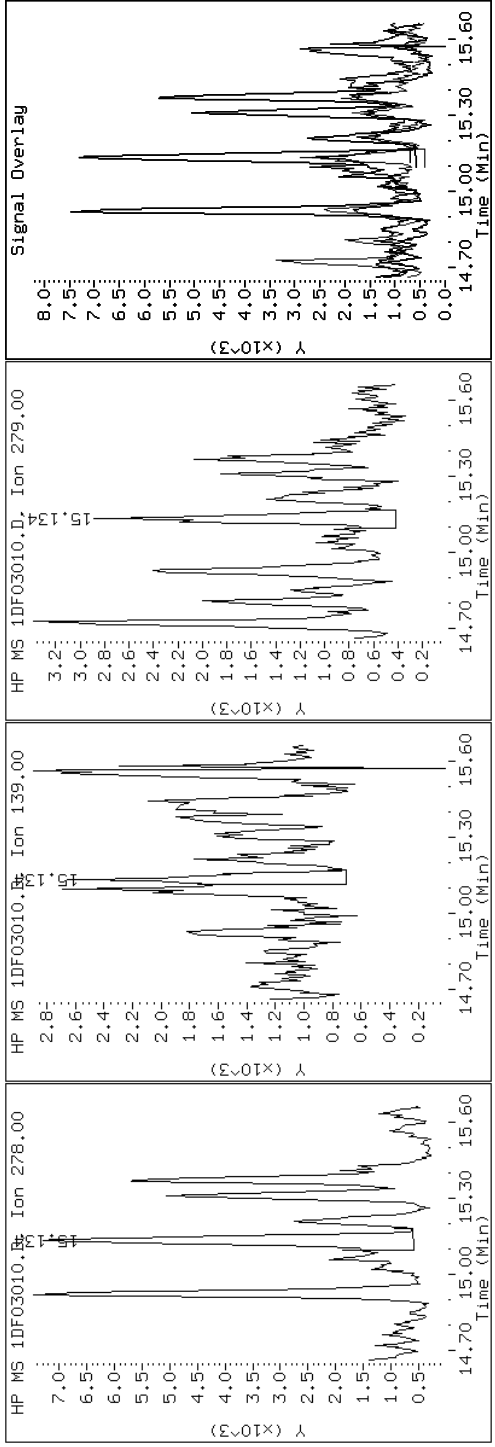
Client ID: CV0068B-CS

Instrument: BSMSD.i

Sample Info: 680-90622-a-11-b

Operator: SCC

26 Dibenzo(a,h)anthracene



Data File: 1DF03010.D

Date: 03-JUN-2013 15:48

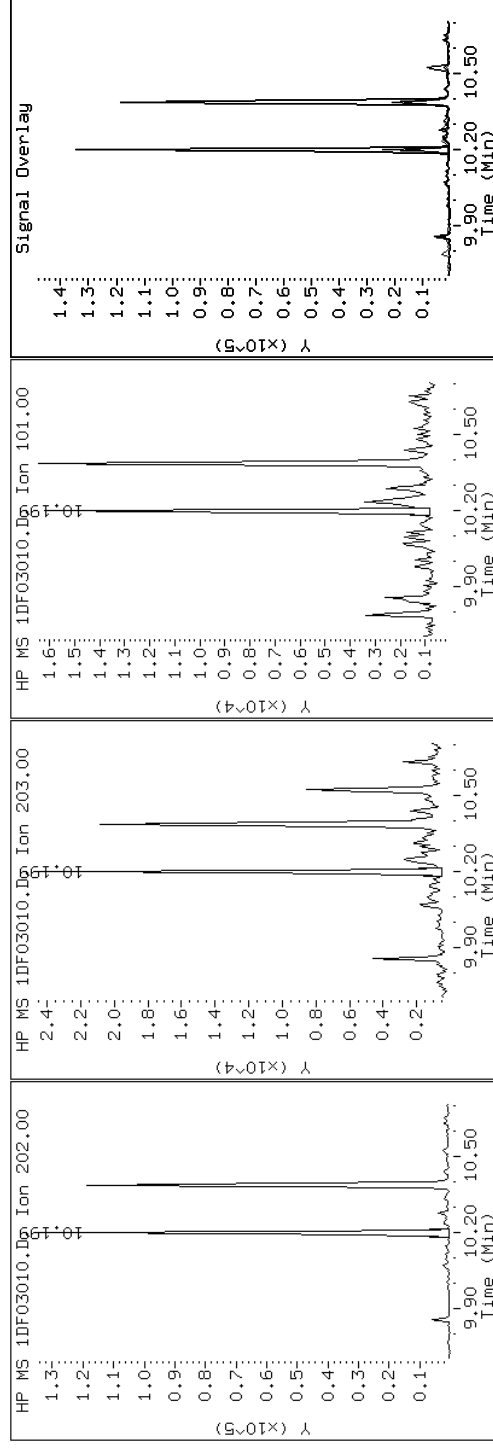
Client ID: CV0068B-CS

Instrument: BSMMSD.i

Sample Info: 680-90622-a-11-b

Operator: SCC

### 16 Fluoranthene



Data File: 1DF03010.D

Date: 03-JUN-2013 15:48

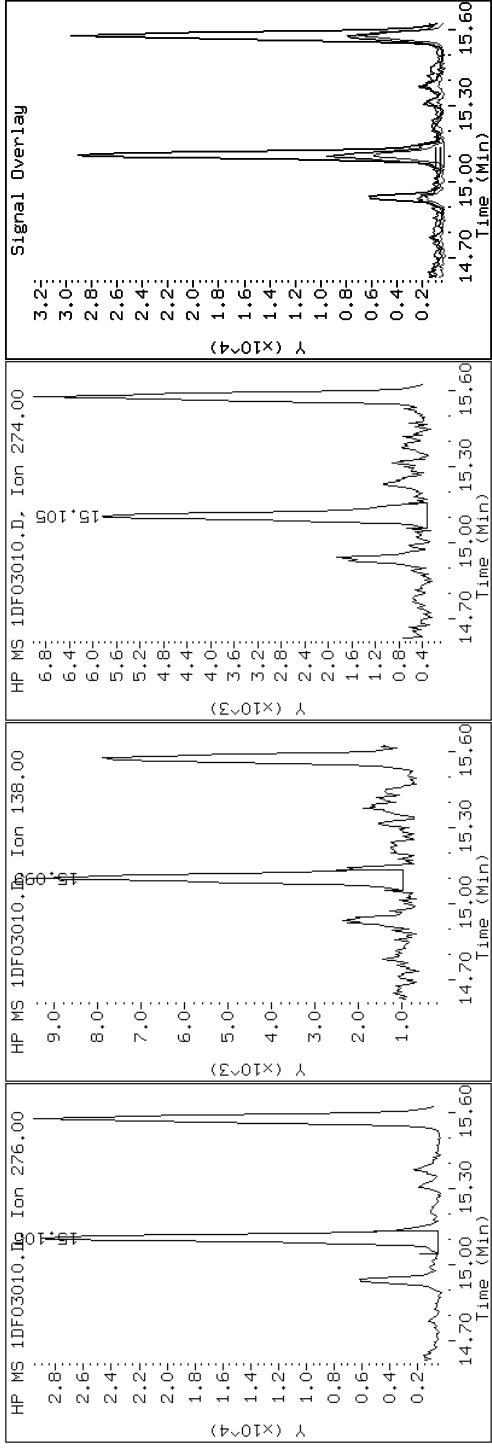
Client ID: CV0068B-CS

Instrument: BSMDS.i

Sample Info: 680-90622-a-11-b

Operator: SCC

25 Indeno(1,2,3-cd)pyrene



Data File: 1DF03010.D

Date: 03-JUN-2013 15:48

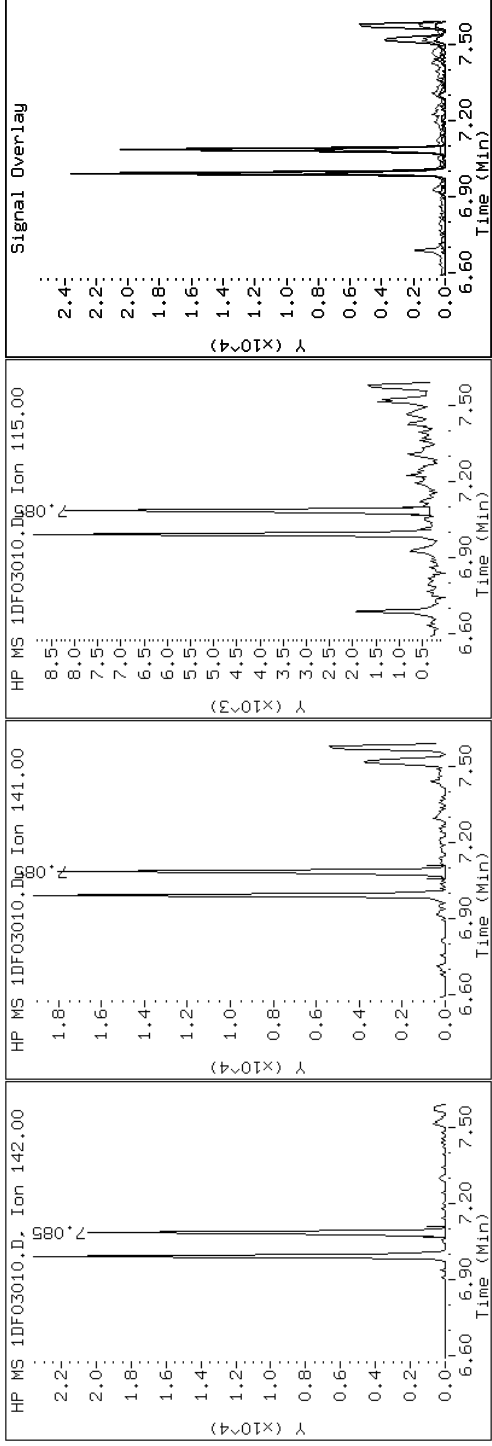
Client ID: CV0068B-CS

Instrument: BSMMSD.i

Sample Info: 680-90622-a-11-b

Operator: SCC

4 1-Methylnaphthalene



Data File: 1DF03010.D

Date: 03-JUN-2013 15:48

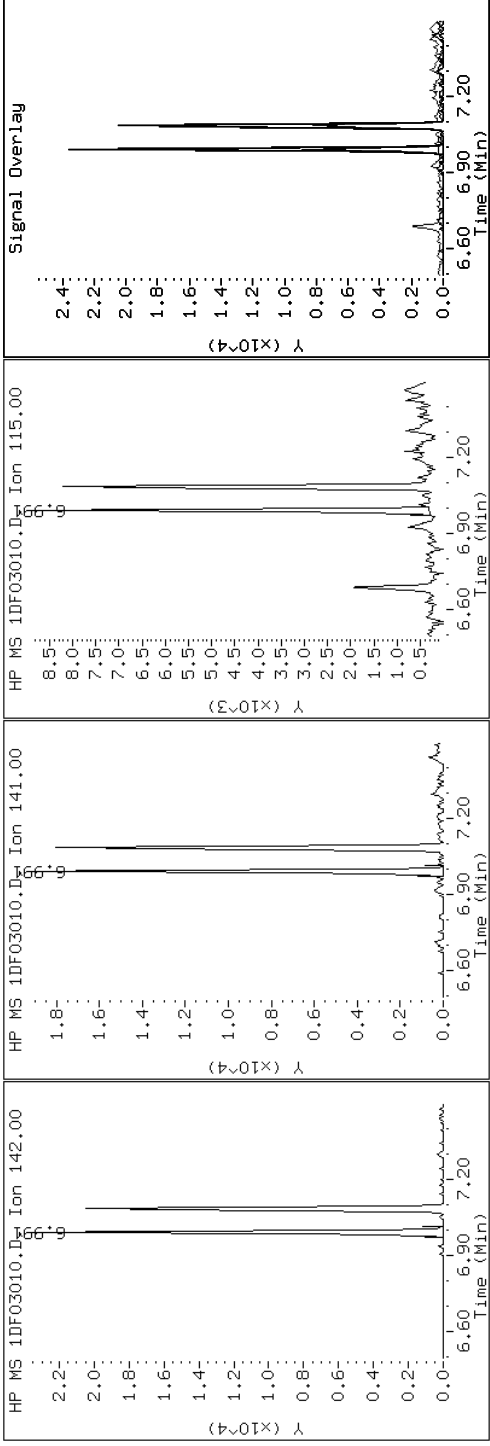
Client ID: CV0068B-CS

Instrument: BSMMSD.i

Sample Info: 680-90622-a-11-b

Operator: SCC

3 2-Methylnaphthalene



Data File: 1DF03010.D

Date: 03-JUN-2013 15:48

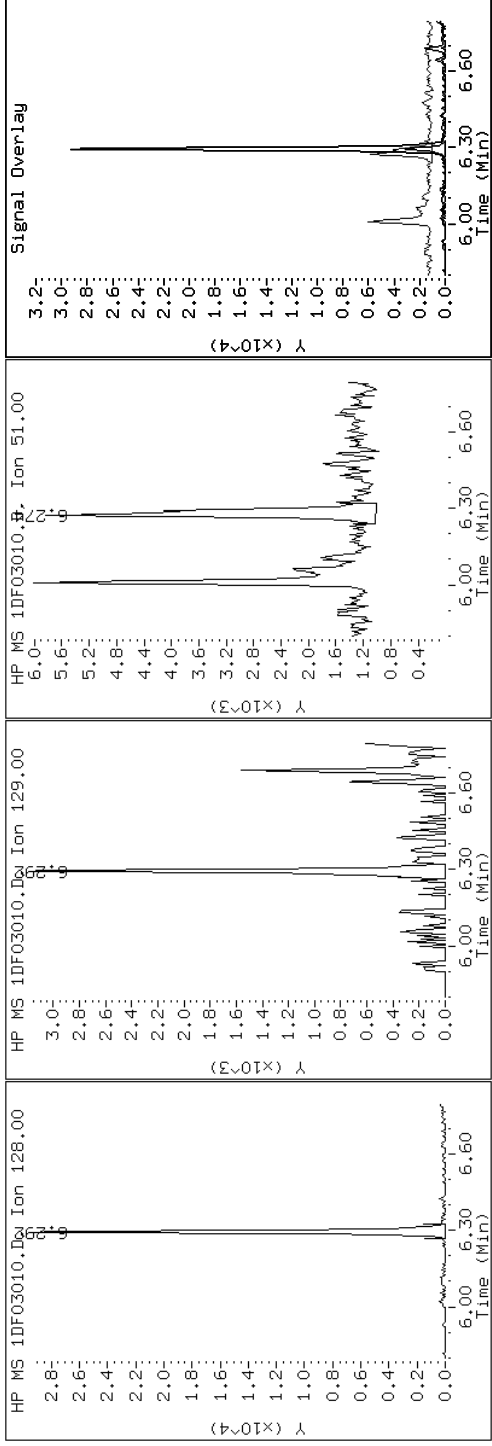
Client ID: CV0068B-CS

Instrument: BSMSD.i

Sample Info: 680-90622-a-11-b

Operator: SCC

2 Naphthalene





Data File: 1DF03010.D

Date: 03-JUN-2013 15:48

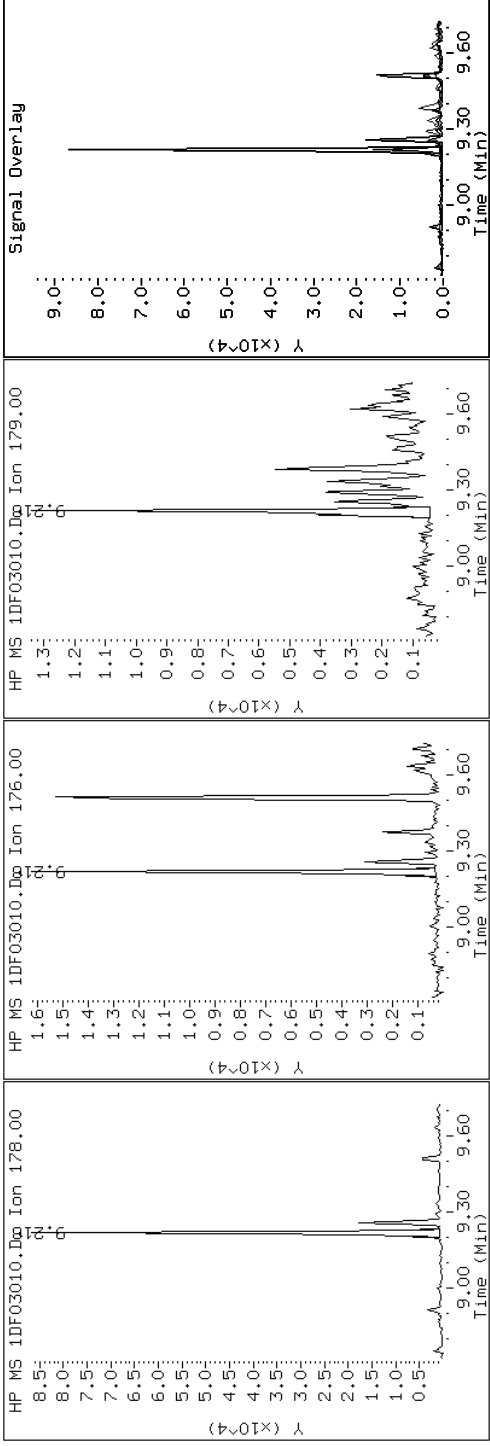
Client ID: CV0068B-CS

Instrument: BSMSD.i

Sample Info: 680-90622-a-11-b

Operator: SCC

12 Phenanthrene



Data File: 1DF03010.D

Date: 03-JUN-2013 15:48

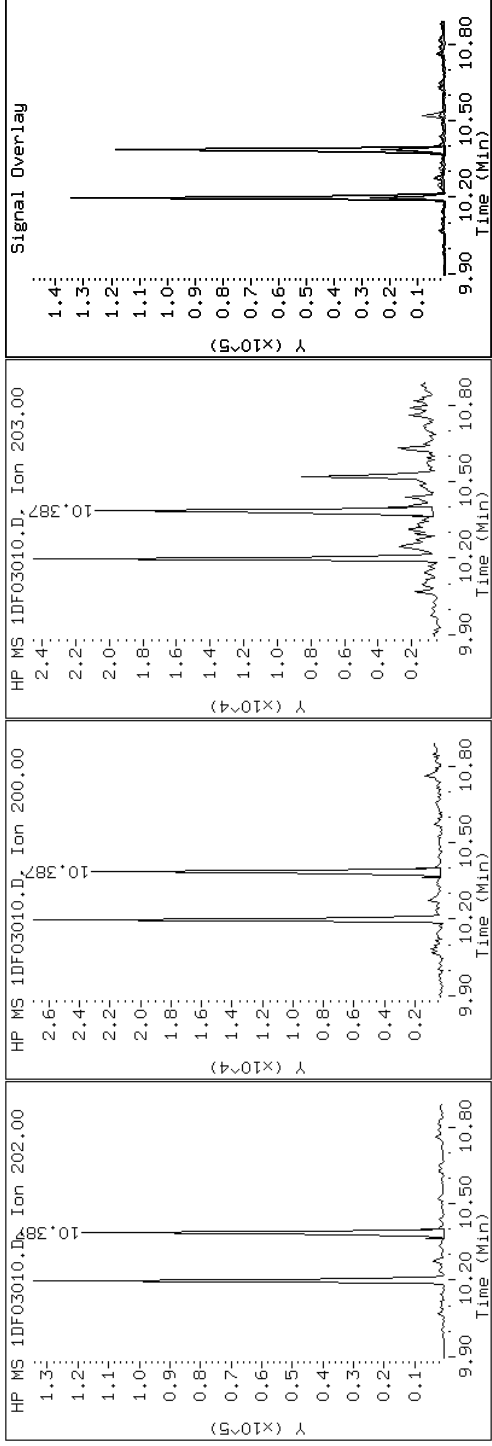
Client ID: CV0068B-CS

Instrument: BSMMSD.i

Sample Info: 680-90622-a-11-b

Operator: SCC

17 Pyrene

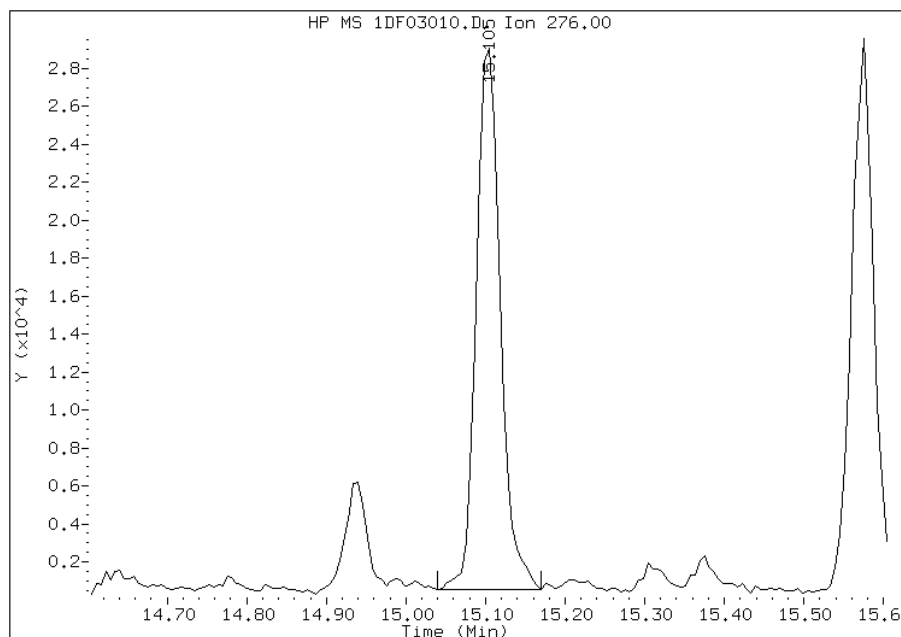


# Manual Integration Report

Data File: 1DF03010.D  
Inj. Date and Time: 03-JUN-2013 15:48  
Instrument ID: BSMSD.i  
Client ID: CV0068B-CS  
Compound: 25 Indeno(1,2,3-cd)pyrene  
CAS #: 193-39-5  
Report Date: 06/03/2013

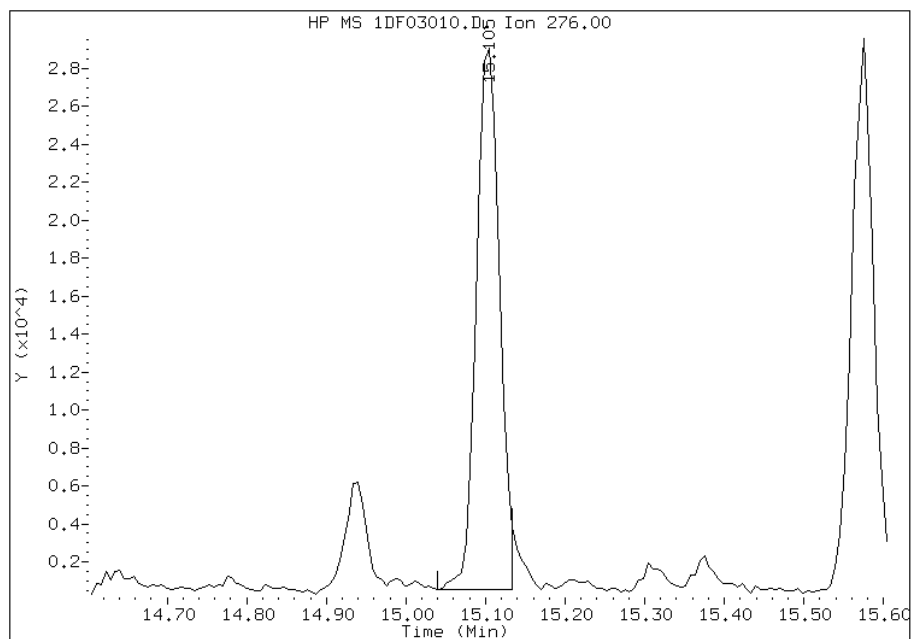
## Processing Integration Results

RT: 15.10  
Response: 59554  
Amount: 1  
Conc: 85



## Manual Integration Results

RT: 15.10  
Response: 57547  
Amount: 1  
Conc: 83



Manually Integrated By: cantins  
Modification Date: 03-Jun-2013 17:07  
Manual Integration Reason: Split Peak

FORM I  
GC/MS SEMI VOA ORGANICS ANALYSIS DATA SHEET

Lab Name: TestAmerica Tampa Job No.: 680-90622-1  
 SDG No.: 68090622-1  
 Client Sample ID: CV0626A-CS Lab Sample ID: 680-90622-12  
 Matrix: Solid Lab File ID: 1CE29027.D  
 Analysis Method: 8270C LL Date Collected: 05/20/2013 14:35  
 Extract. Method: 3546 Date Extracted: 05/24/2013 06:38  
 Sample wt/vol: 15.10(g) Date Analyzed: 05/29/2013 21:27  
 Con. Extract Vol.: 1(mL) Dilution Factor: 4  
 Injection Volume: 1(uL) Level: (low/med) Low  
 % Moisture: 23.7 GPC Cleanup: (Y/N) N  
 Analysis Batch No.: 137885 Units: ug/Kg

CAS NO.	COMPOUND NAME	RESULT	Q	RL	MDL
83-32-9	Acenaphthene	520	U	520	100
208-96-8	Acenaphthylene	41	J	210	26
120-12-7	Anthracene	67		44	22
56-55-3	Benzo[a]anthracene	330		42	20
50-32-8	Benzo[a]pyrene	320		54	27
205-99-2	Benzo[b]fluoranthene	550		64	32
191-24-2	Benzo[g,h,i]perylene	230		100	23
207-08-9	Benzo[k]fluoranthene	150		42	19
218-01-9	Chrysene	380		47	23
53-70-3	Dibenz(a,h)anthracene	64	J	100	21
206-44-0	Fluoranthene	390		100	21
86-73-7	Fluorene	36	J	100	21
193-39-5	Indeno[1,2,3-cd]pyrene	240		100	37
90-12-0	1-Methylnaphthalene	120	J	210	23
91-57-6	2-Methylnaphthalene	150	J	210	37
91-20-3	Naphthalene	97	J	210	23
85-01-8	Phenanthrene	290	B	42	20
129-00-0	Pyrene	420		100	19

CAS NO.	SURROGATE	%REC	Q	LIMITS
84-15-1	o-Terphenyl	47		30-130

TestAmerica Laboratories

Semivolatiles 8270C low level PAH

Data file : \\tam-chemsvr\chem\SM\BSMC5973.i\1C052913.b\1CE29027.D  
 Lab Smp Id: 680-90622-A-12-A Client Smp ID: CV0626A-CS  
 Inj Date : 29-MAY-2013 21:27  
 Operator : SCC Inst ID: BSMC5973.i  
 Smp Info : 680-90622-a-12-a  
 Misc Info : 680-90622-A-12-A  
 Comment :  
 Method : \\tam-chemsvr\chem\SM\BSMC5973.i\1C052913.b\A-BFASTPAHi-m.m  
 Meth Date : 30-May-2013 11:17 cantins Quant Type: ISTD  
 Cal Date : 22-MAY-2013 18:05 Cal File: 1CE22020.D  
 Als bottle: 25  
 Dil Factor: 4.00000  
 Integrator: HP RTE Compound Sublist: pah.sub  
 Target Version: 4.14  
 Processing Host: TAM1000

Concentration Formula:

$$\text{Amt} * \text{DF} * 1/\text{Vi} * \text{Vt}/\text{Ws} * 100/(100 - \text{M}) * \text{A} * \text{B} * \text{C} * \text{D} * \text{GPC} * \text{CpndVariable}$$

Name	Value	Description
DF	4.000	Dilution Factor
Vi	1.000	Injection Volume
Vt	1.000	Final Volume
Ws	15.100	Weight Extracted
M	23.675	% Moisture
A	1000.000	uL to mL conversion
B	1000.000	g to kg conversion
C	0.00100	ng to ug conversion
D	1.000	ug to mg conversion(value = 1 if no conv)
GPC	1.000	GPC FACTOR
Cpnd Variable		Local Compound Variable

Compounds	QUANT	SIG	MASS	RT	EXP RT	REL RT	RESPONSE	CONCENTRATIONS	
								ON-COLUMN	FINAL
								(ug/ml)	(ug/Kg)
* 1 Naphthalene-d8	136		4.051	4.051	(1.000)	3019974	40.0000		
* 6 Acenaphthene-d10	164		5.139	5.140	(1.000)	2113508	40.0000		
* 10 Phenanthrene-d10	188		6.110	6.110	(1.000)	4203817	40.0000		
\$ 14 o-Terphenyl	230		6.362	6.363	(1.041)	77503	1.18353	410.7655	
* 18 Chrysene-d12	240		8.074	8.086	(1.000)	3815051	40.0000		
* 23 Perylene-d12	264		9.421	9.433	(1.000)	4108328	40.0000		
2 Naphthalene	128		4.068	4.062	(1.004)	23805	0.27932	96.9450	
3 2-Methylnaphthalene	142		4.492	4.493	(1.109)	20912	0.44239	153.5388	
4 1-Methylnaphthalene	142		4.557	4.551	(1.125)	16628	0.35753	124.0868	
5 Acenaphthylene	152		5.051	5.051	(0.983)	9556	0.11794	40.9340	
9 Fluorene	166		5.486	5.487	(1.068)	6791	0.10475	36.3555(Q)	
11 Phenanthrene	178		6.127	6.128	(1.003)	102210	0.82296	285.6227	
12 Anthracene	178		6.162	6.163	(1.009)	22303	0.19383	67.2739	
13 Carbazole	167		6.262	6.263	(1.025)	15321	0.25740	89.3365	

Compounds	QUANT SIG	RT	EXP RT	REL RT	RESPONSE	CONCENTRATIONS	
						ON-COLUMN (ug/ml)	FINAL (ug/Kg)
15 Fluoranthene	202	6.980	6.981 (1.142)		144232	1.13615	394.3229
16 Pyrene	202	7.151	7.151 (0.886)		123558	1.19938	416.2673
17 Benzo(a)anthracene	228	8.068	8.081 (0.999)		99035	0.94141	326.7357
19 Chrysene	228	8.092	8.109 (1.002)		117243	1.10695	384.1874
20 Benzo(b)fluoranthene	252	9.009	9.028 (0.956)		160136	1.58645	550.6090(M)
21 Benzo(k)fluoranthene	252	9.033	9.051 (0.959)		49117	0.43567	151.2078(QMH)
22 Benzo(a)pyrene	252	9.350	9.369 (0.993)		85635	0.93033	322.8869
24 Indeno(1,2,3-cd)pyrene	276	10.803	10.827 (1.147)		59424	0.69925	242.6867(M)
25 Dibenzo(a,h)anthracene	278	10.821	10.850 (1.149)		16069	0.18325	63.6008
26 Benzo(g,h,i)perylene	276	11.233	11.256 (1.192)		62805	0.65804	228.3844(M)

QC Flag Legend

- Q - Qualifier signal failed the ratio test.
- M - Compound response manually integrated.
- H - Operator selected an alternate compound hit.

Data File: 1CE29027.D

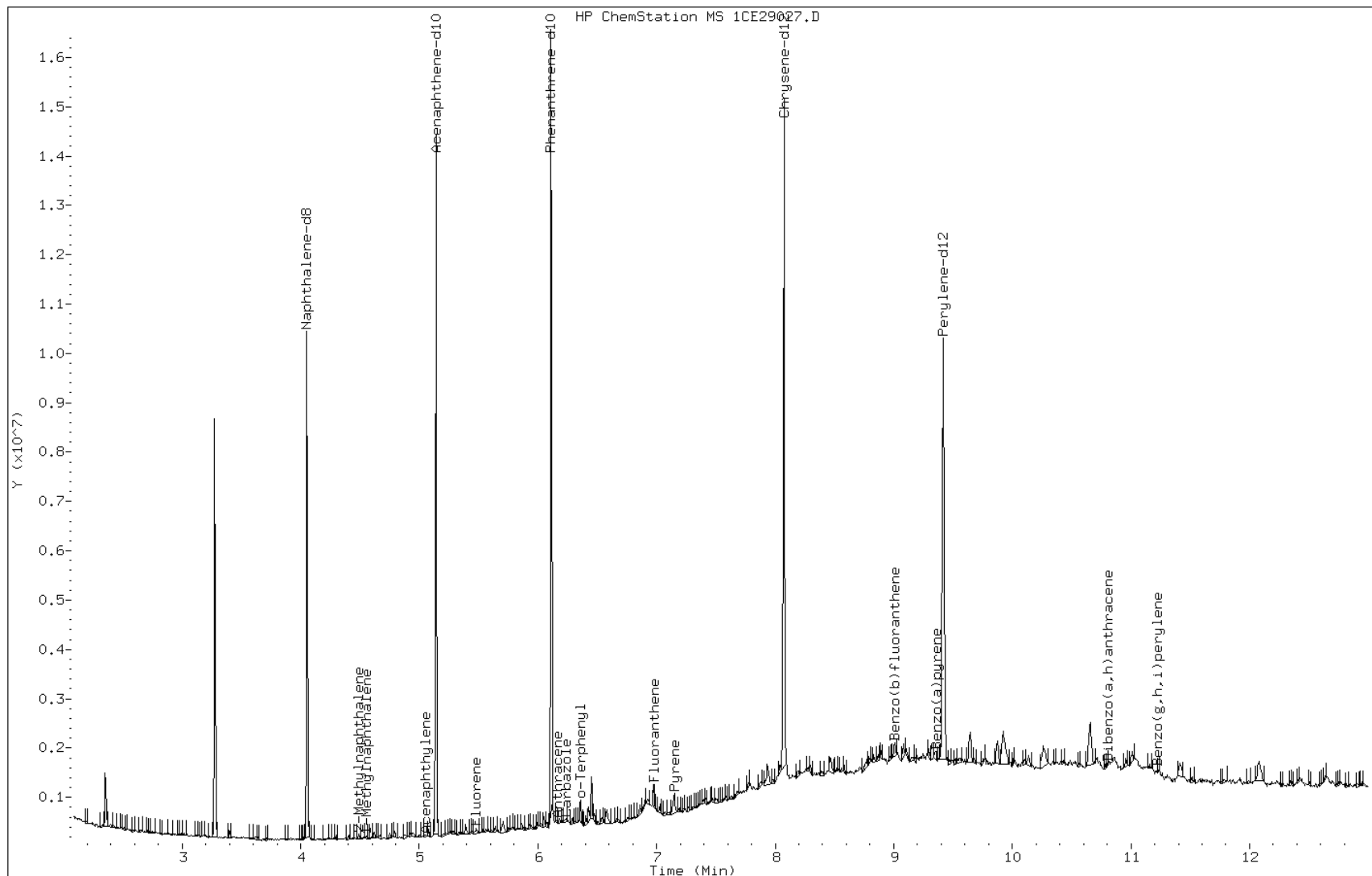
Date: 29-MAY-2013 21:27

Client ID: CV0626A-CS

Instrument: BSMC5973.i

Sample Info: 680-90622-a-12-a

Operator: SCC



Data File: 1CE29027.D

Date: 29-MAY-2013 21:27

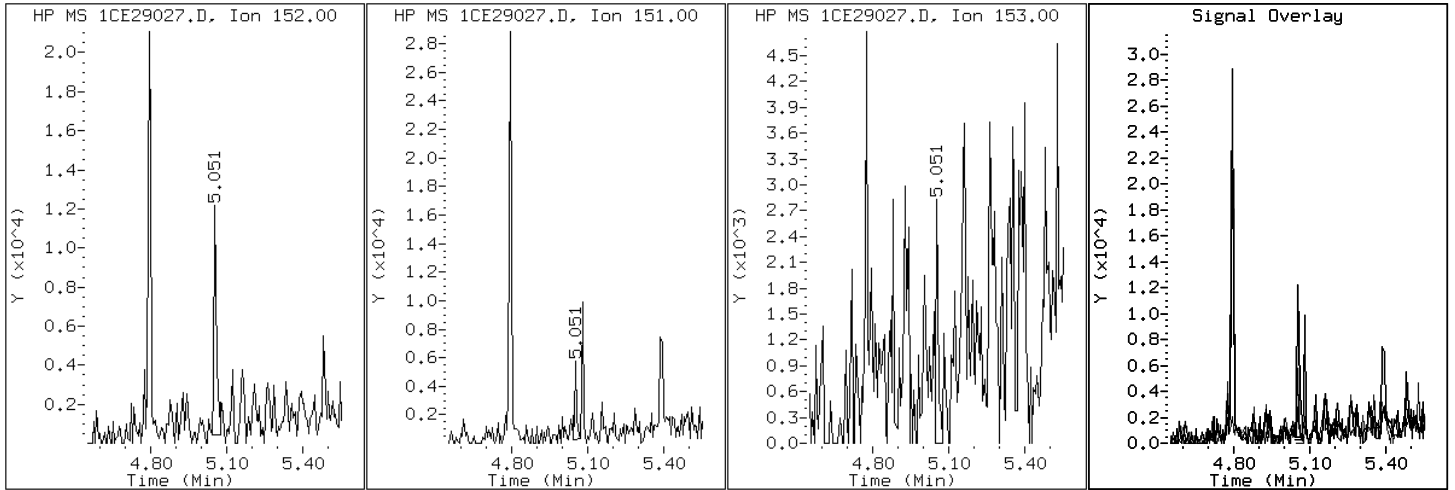
Client ID: CV0626A-CS

Instrument: BSMC5973.i

Sample Info: 680-90622-a-12-a

Operator: SCC

5 Acenaphthylene





Data File: 1CE29027.D

Date: 29-MAY-2013 21:27

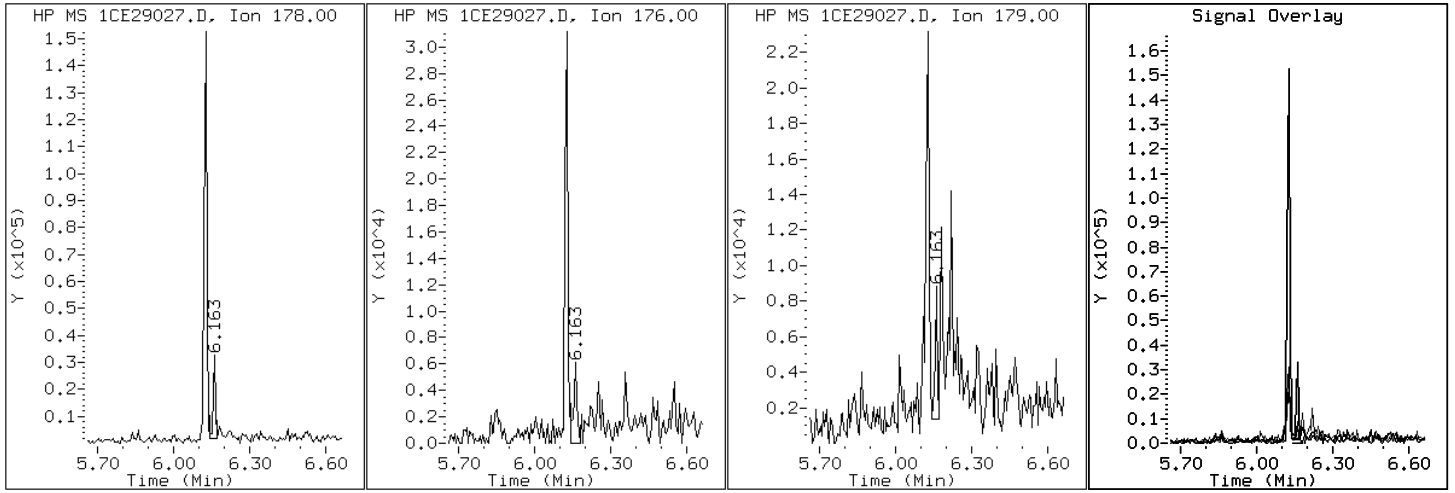
Client ID: CV0626A-CS

Instrument: BSMC5973.i

Sample Info: 680-90622-a-12-a

Operator: SCC

12 Anthracene



Data File: 1CE29027.D

Date: 29-MAY-2013 21:27

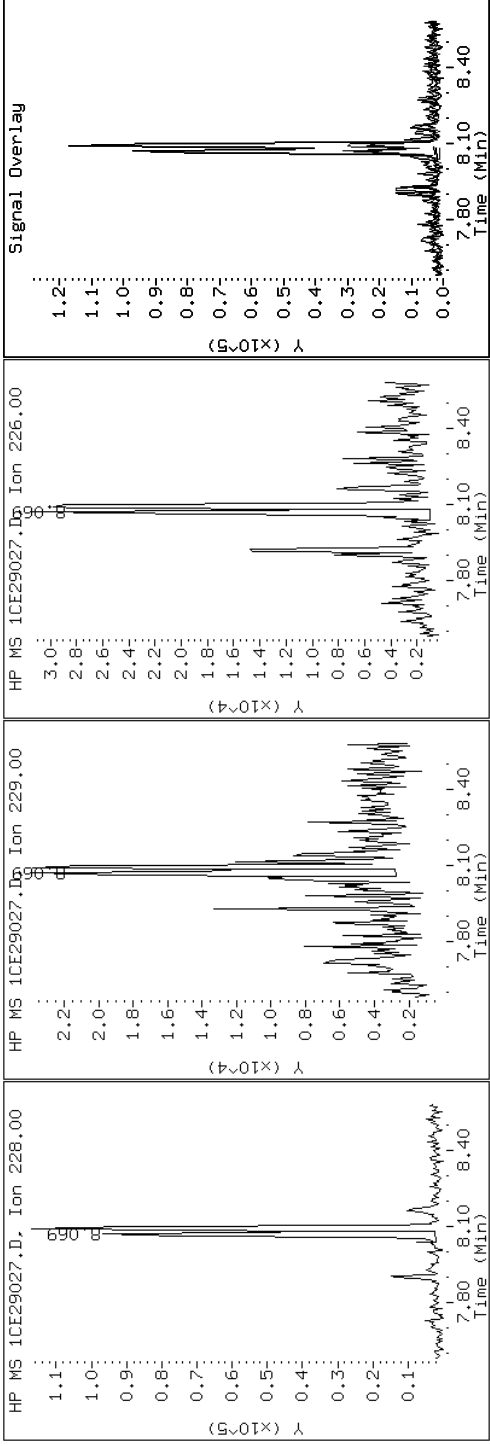
Client ID: CV0626A-CS

Instrument: BSMC5973.i

Sample Info: 680-90622-a-12-a

Operator: SCC

17 Benzo(a)anthracene



Data File: 1CE29027.D

Date: 29-MAY-2013 21:27

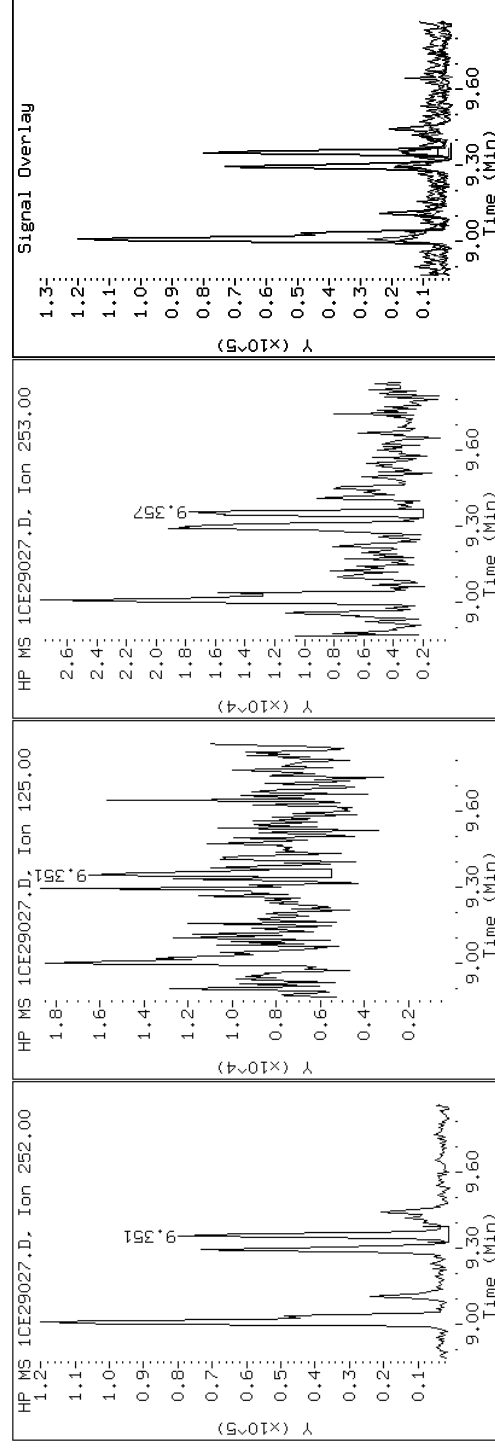
Client ID: CV0626A-CS

Instrument: BSMC5973.i

Sample Info: 680-90622-a-12-a

Operator: SCC

22 Benzo(a)pyrene



Data File: 1CE29027.D

Date: 29-MAY-2013 21:27

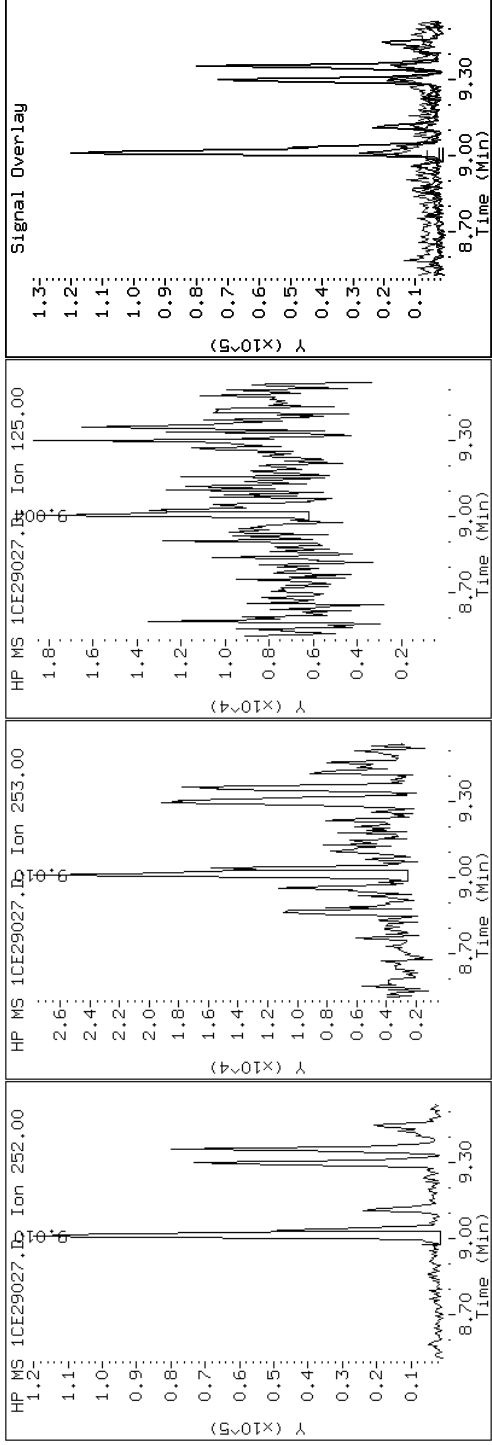
Client ID: CV0626A-CS

Instrument: BSMC5973.i

Sample Info: 680-90622-a-12-a

Operator: SCC

20 Benzo(b)fluoranthene



Data File: 1CE29027.D

Date: 29-MAY-2013 21:27

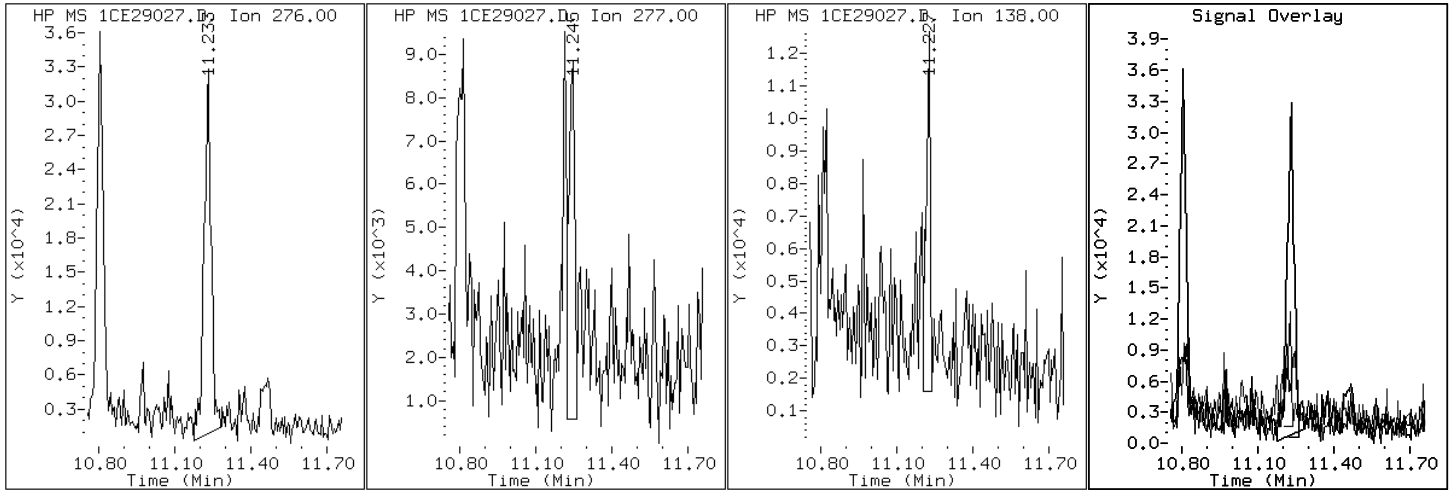
Client ID: CV0626A-CS

Instrument: BSMC5973.i

Sample Info: 680-90622-a-12-a

Operator: SCC

26 Benzo(g,h,i)perylene



Data File: 1CE29027.D

Date: 29-MAY-2013 21:27

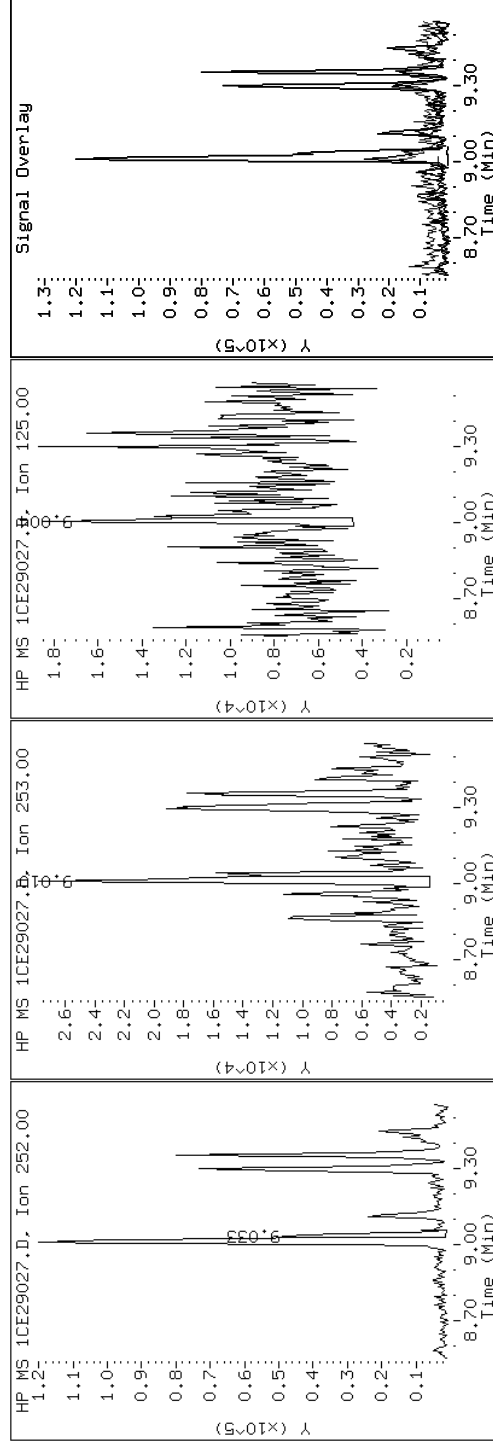
Client ID: CV0626A-CS

Instrument: BSMC5973.i

Sample Info: 680-90622-a-12-a

Operator: SCC

### 21 Benzo(k)fluoranthene



Data File: 1CE29027.D

Date: 29-MAY-2013 21:27

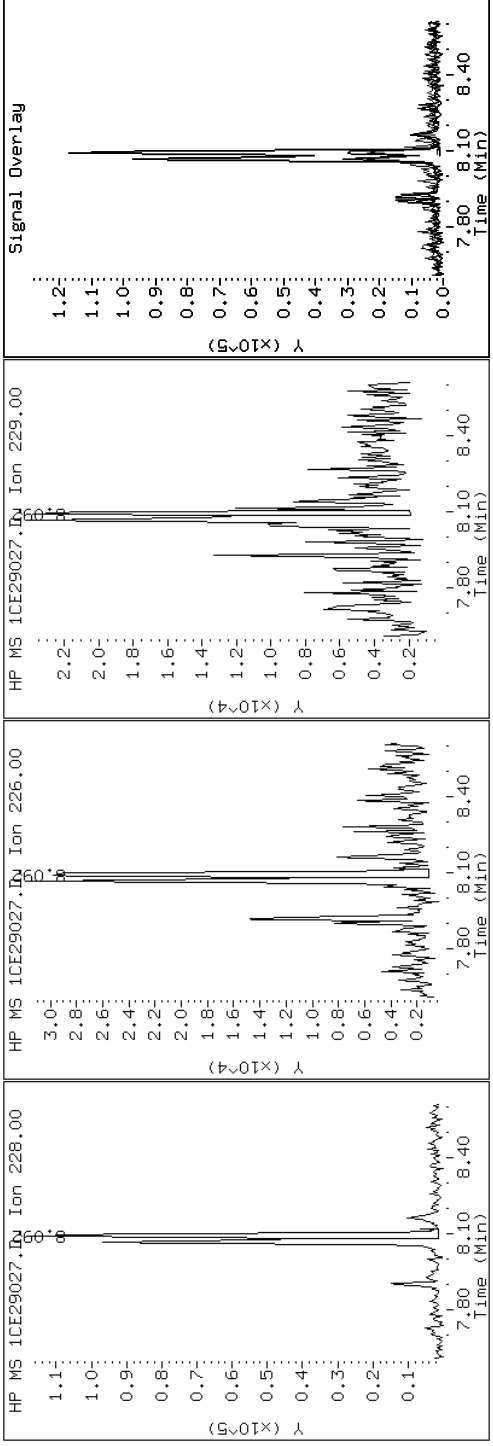
Client ID: CV0626A-CS

Instrument: BSMC5973.i

Sample Info: 680-90622-a-12-a

Operator: SCC

19 Chrysene



Data File: 1CE29027.D

Date: 29-MAY-2013 21:27

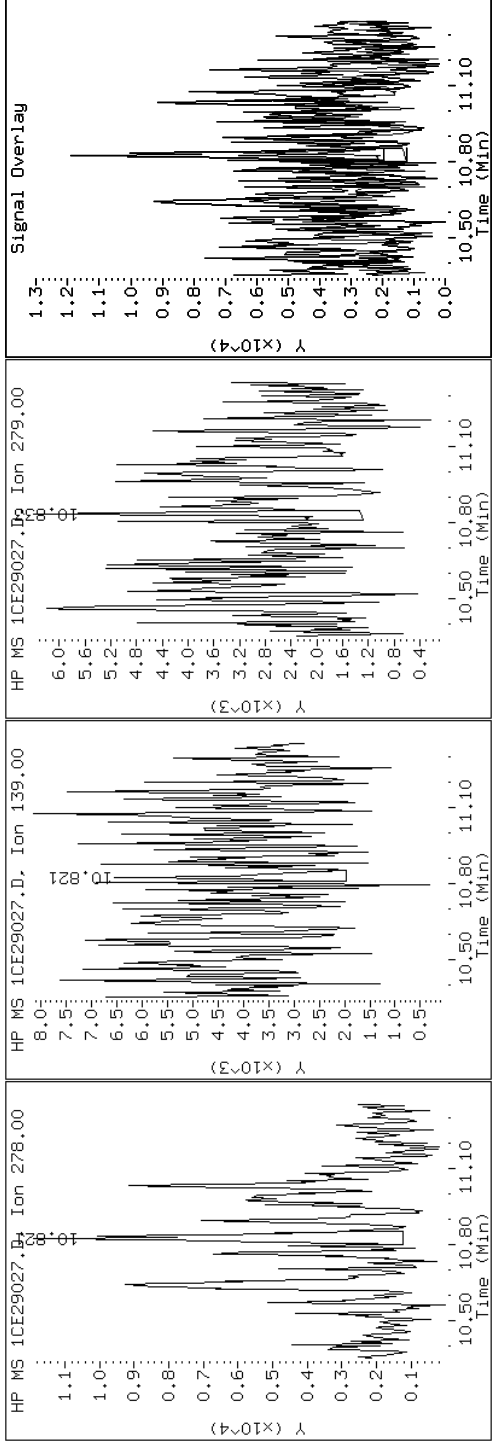
Client ID: CV0626A-CS

Instrument: BSMC5973.i

Sample Info: 680-90622-a-12-a

Operator: SCC

25 Dibenzo(a,h)anthracene





Data File: 1CE29027.D

Date: 29-MAY-2013 21:27

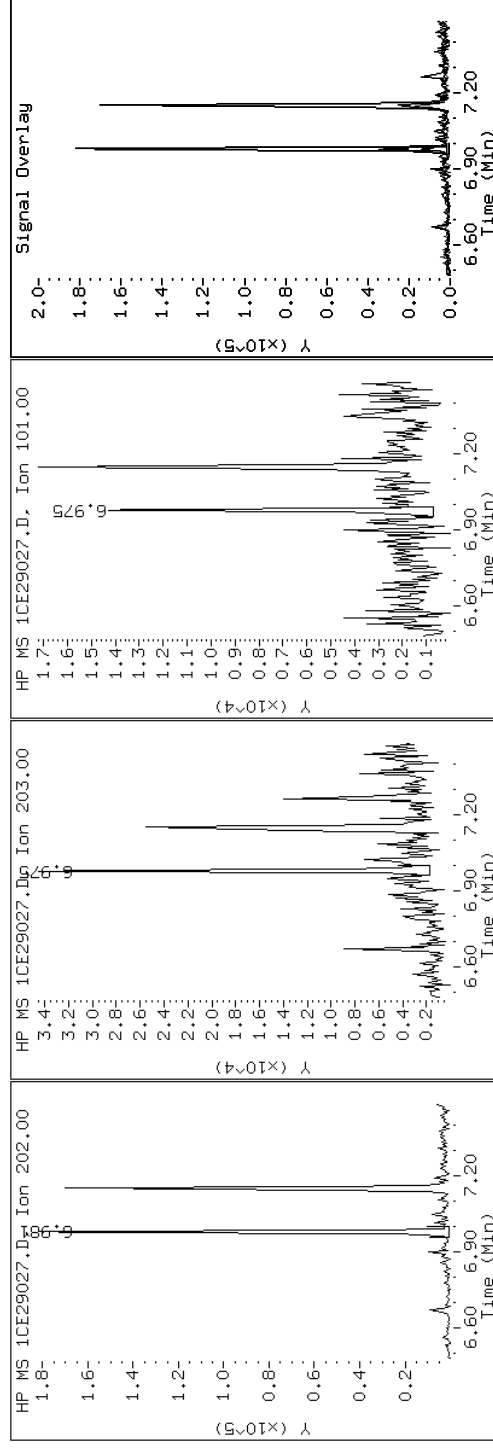
Client ID: CV0626A-CS

Instrument: BSMC5973.i

Sample Info: 680-90622-a-12-a

Operator: SCC

### 15 Fluoranthene



Data File: 1CE29027.D

Date: 29-MAY-2013 21:27

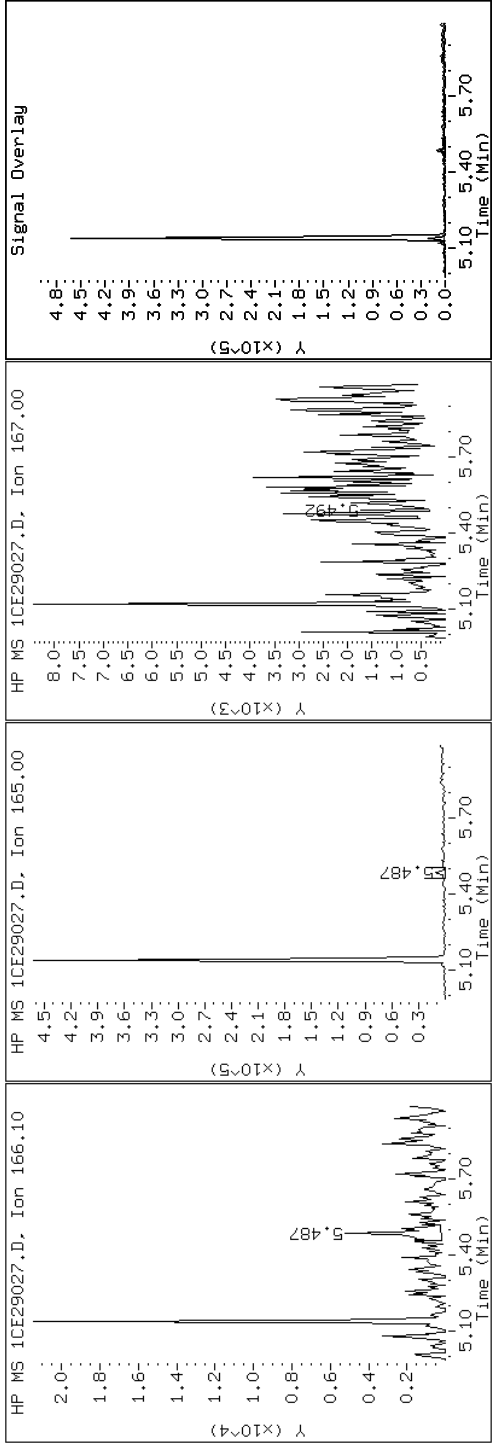
Client ID: CV0626A-CS

Instrument: BSMC5973.i

Sample Info: 680-90622-a-12-a

Operator: SCC

9 Fluorene



Data File: 1CE29027.D

Date: 29-MAY-2013 21:27

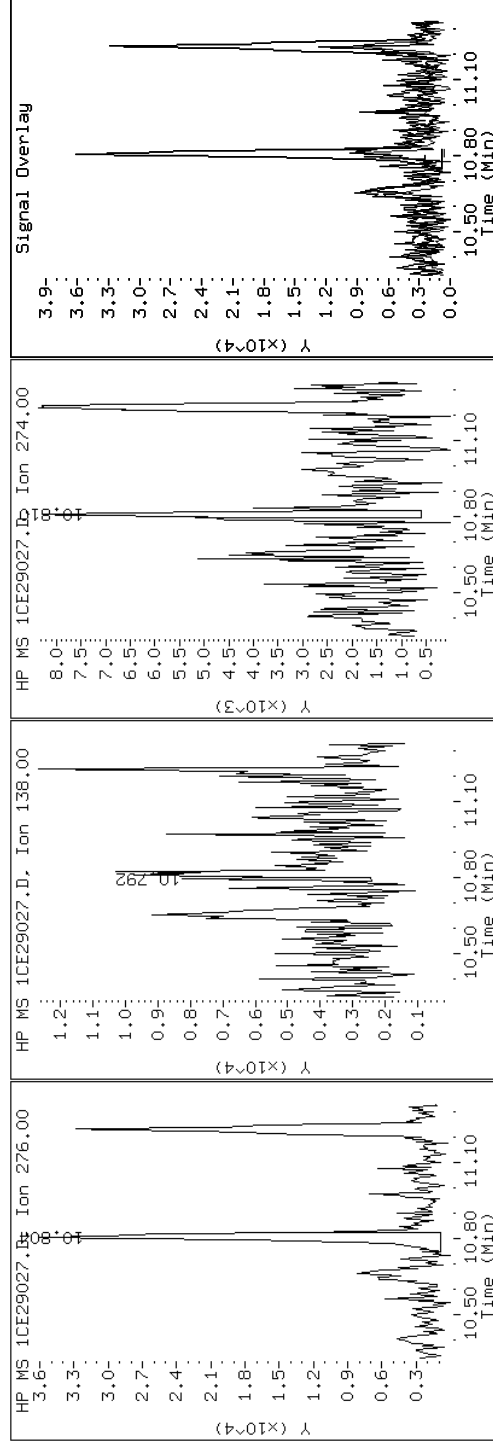
Client ID: CV0626A-CS

Instrument: BSMC5973.i

Sample Info: 680-90622-a-12-a

Operator: SCC

24 Indeno(1,2,3-cd)pyrene



Data File: 1CE29027.D

Date: 29-MAY-2013 21:27

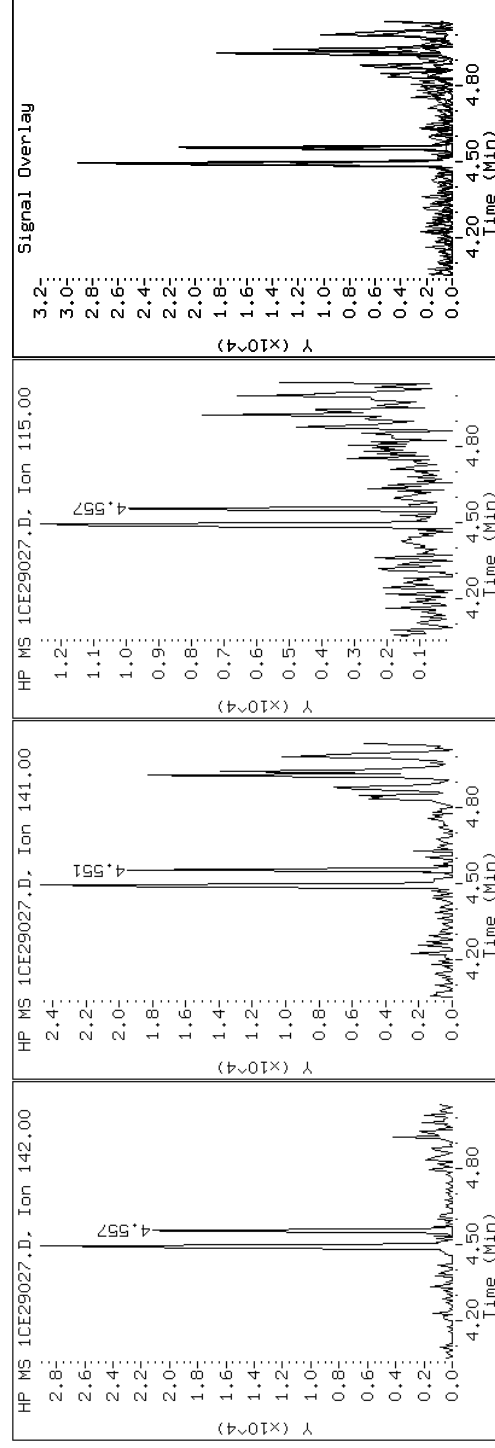
Client ID: CV0626A-CS

Instrument: BSMC5973.i

Sample Info: 680-90622-a-12-a

Operator: SCC

### 4 1-Methylnaphthalene



Data File: 1CE29027.D

Date: 29-MAY-2013 21:27

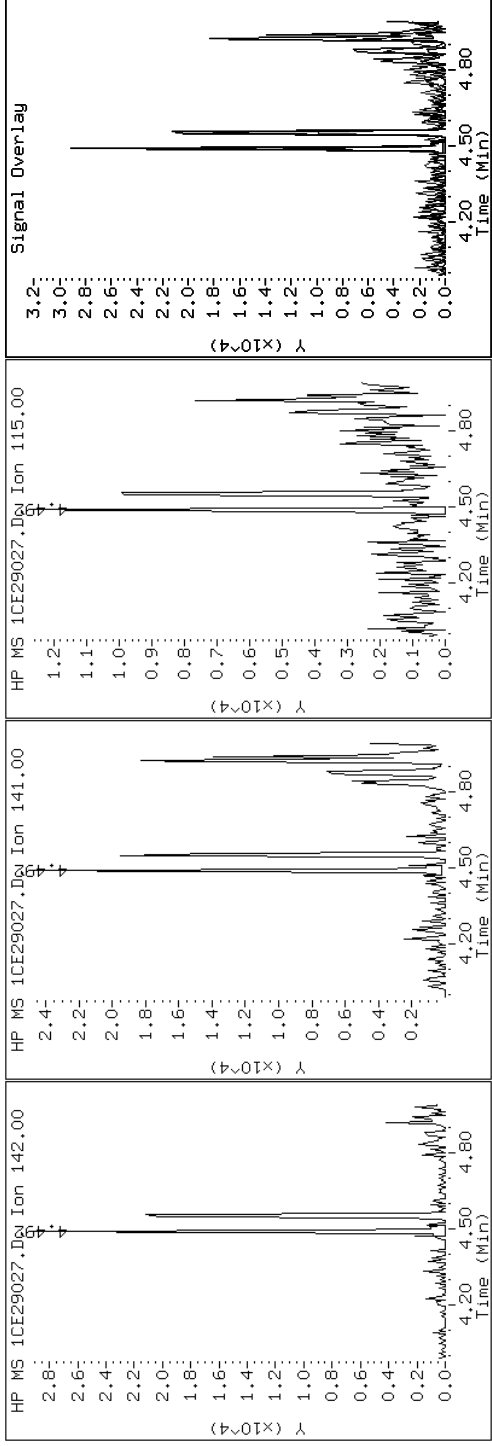
Client ID: CV0626A-CS

Instrument: BSMC5973.i

Sample Info: 680-90622-a-12-a

Operator: SCC

### 3 2-Methylnaphthalene



Data File: 1CE29027.D

Date: 29-MAY-2013 21:27

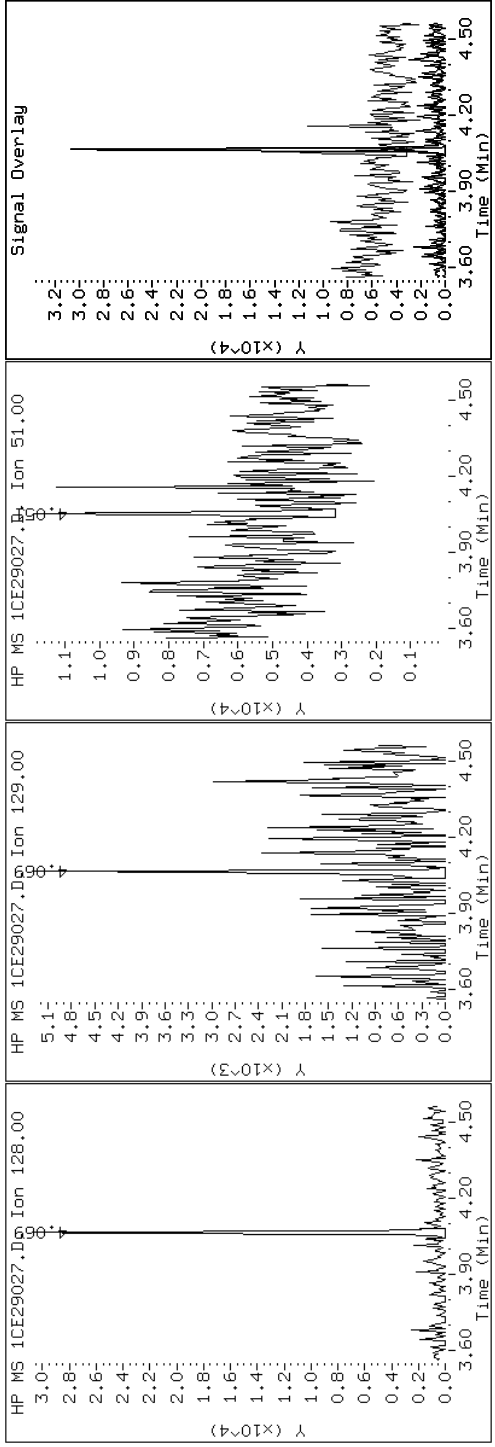
Client ID: CV0626A-CS

Instrument: BSMC5973.i

Sample Info: 680-90622-a-12-a

Operator: SCC

2 Naphthalene



Data File: 1CE29027.D

Date: 29-MAY-2013 21:27

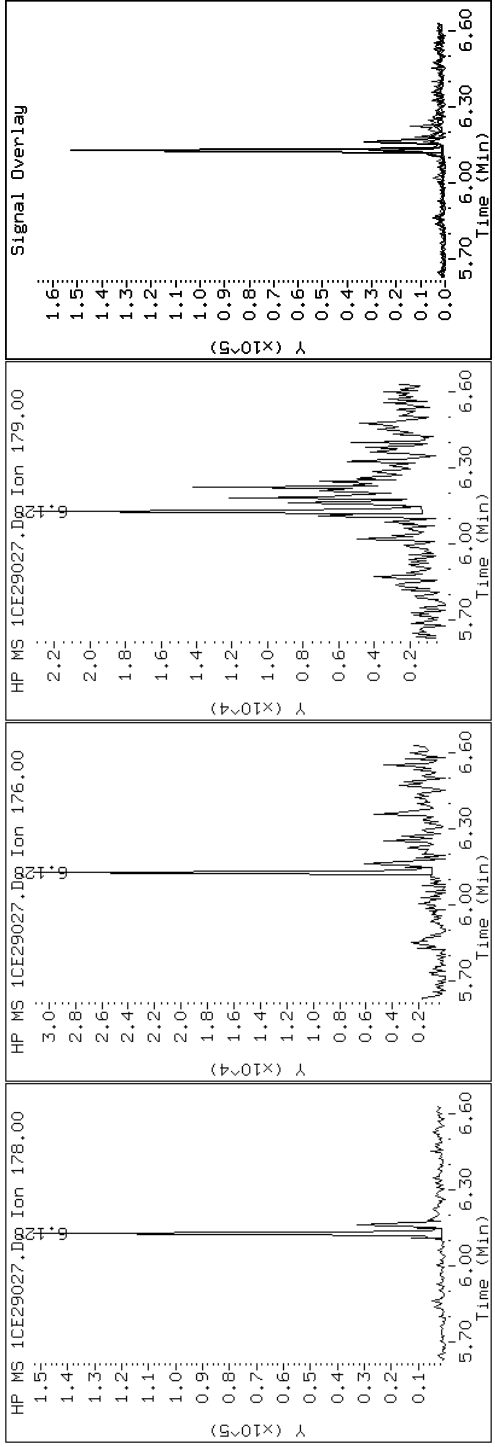
Client ID: CV0626A-CS

Instrument: BSMC5973.i

Sample Info: 680-90622-a-12-a

Operator: SCC

11 Phenanthrene



Data File: 1CE29027.D

Date: 29-MAY-2013 21:27

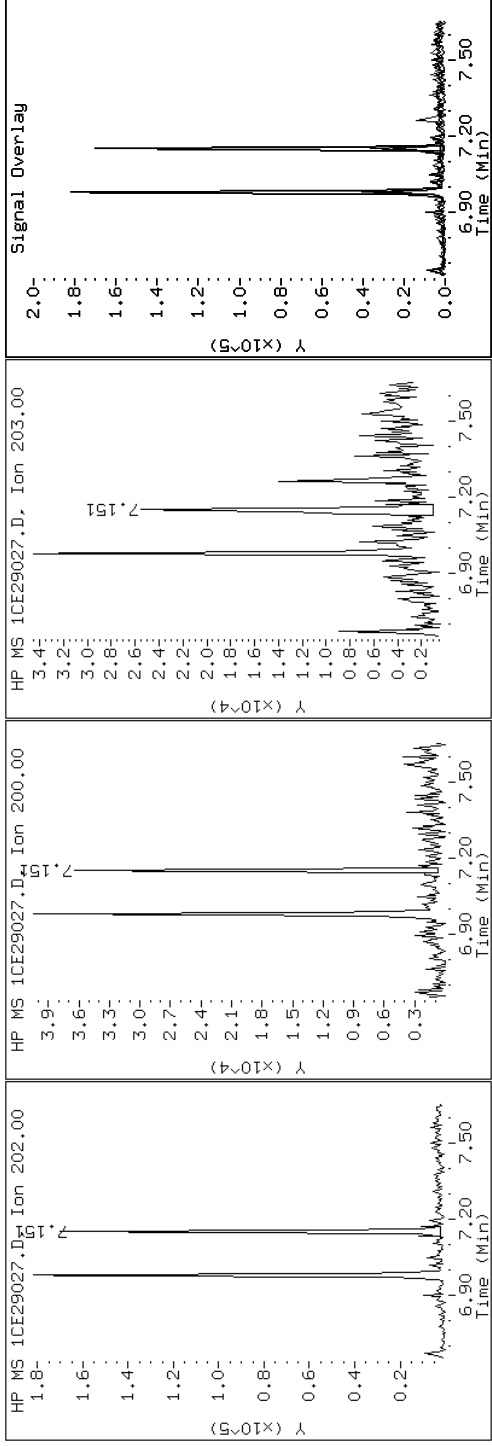
Client ID: CV0626A-CS

Instrument: BSMC5973.i

Sample Info: 680-90622-a-12-a

Operator: SCC

16 Pyrene



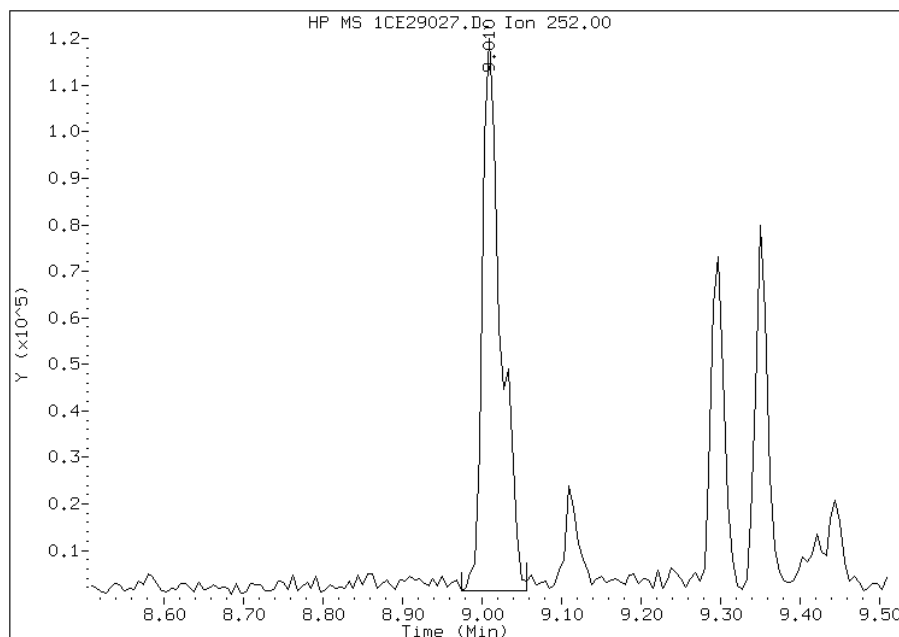


# Manual Integration Report

Data File: 1CE29027.D  
Inj. Date and Time: 29-MAY-2013 21:27  
Instrument ID: BSMC5973.i  
Client ID: CV0626A-CS  
Compound: 20 Benzo(b)fluoranthene  
CAS #: 205-99-2  
Report Date: 06/03/2013

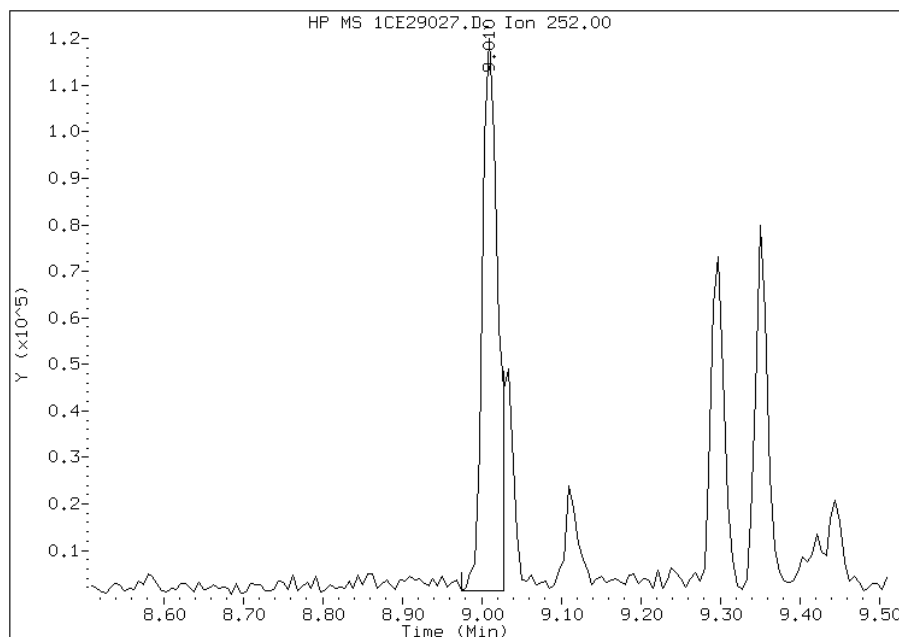
## Processing Integration Results

RT: 9.01  
Response: 194203  
Amount: 2  
Conc: 668



## Manual Integration Results

RT: 9.01  
Response: 160136  
Amount: 2  
Conc: 551



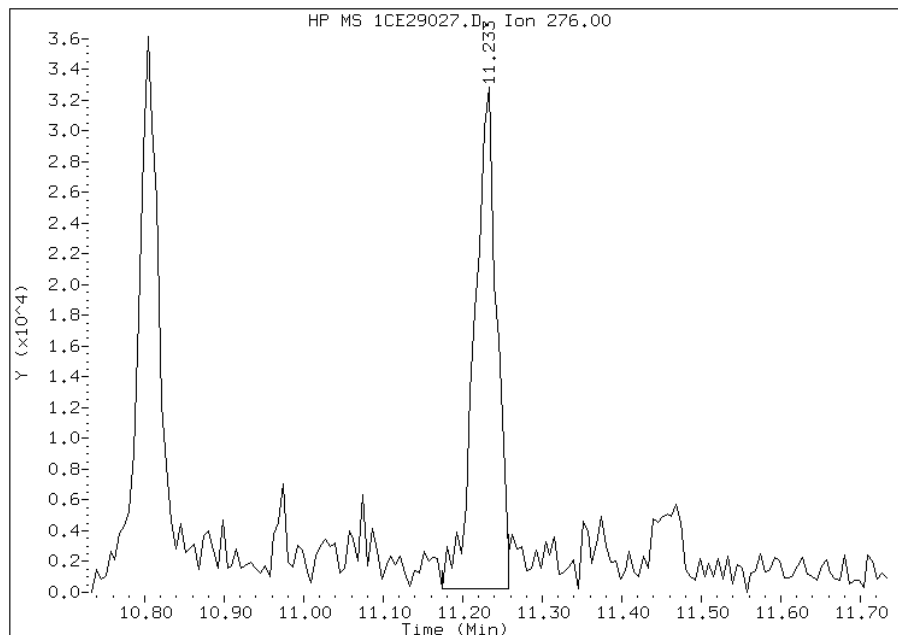
Manually Integrated By: cantins  
Modification Date: 03-Jun-2013 14:41  
Manual Integration Reason: Split Peak

# Manual Integration Report

Data File: 1CE29027.D  
Inj. Date and Time: 29-MAY-2013 21:27  
Instrument ID: BSMC5973.i  
Client ID: CV0626A-CS  
Compound: 26 Benzo(g,h,i)perylene  
CAS #: 191-24-2  
Report Date: 06/03/2013

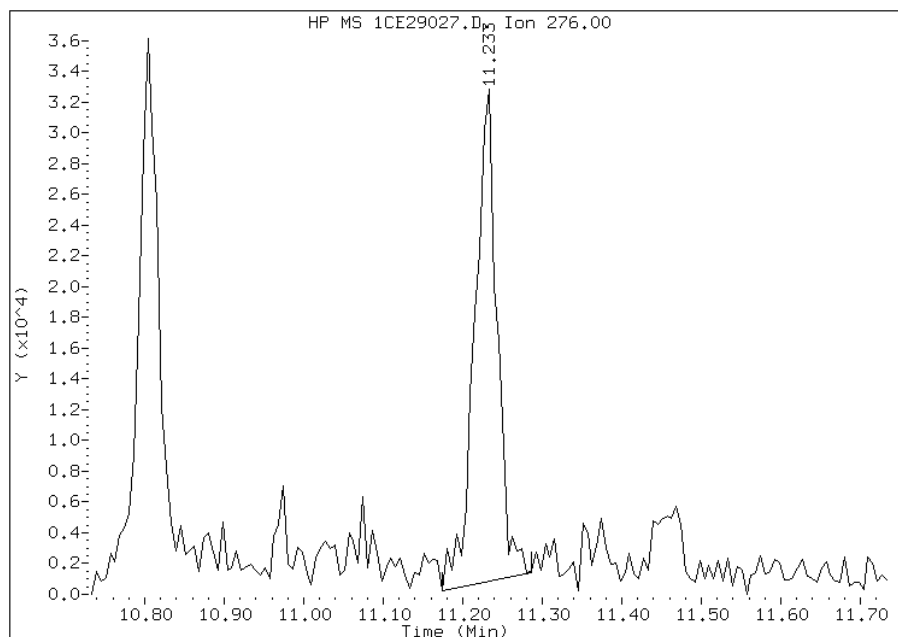
## Processing Integration Results

RT: 11.23  
Response: 62918  
Amount: 1  
Conc: 229



## Manual Integration Results

RT: 11.23  
Response: 62805  
Amount: 1  
Conc: 228



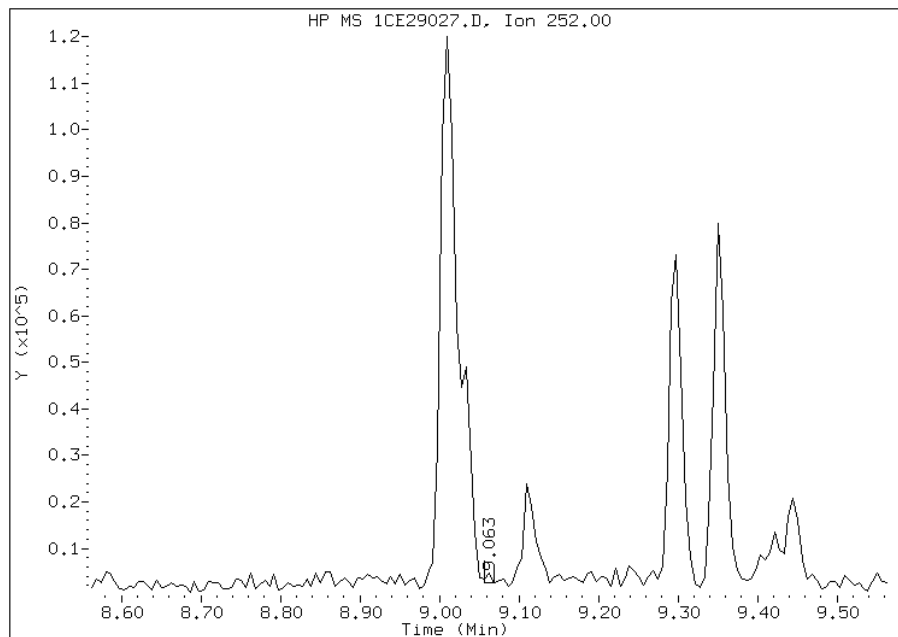
Manually Integrated By: cantins  
Modification Date: 03-Jun-2013 14:41  
Manual Integration Reason: Baseline Event

# Manual Integration Report

Data File: 1CE29027.D  
Inj. Date and Time: 29-MAY-2013 21:27  
Instrument ID: BSMC5973.i  
Client ID: CV0626A-CS  
Compound: 21 Benzo(k)fluoranthene  
CAS #: 207-08-9  
Report Date: 06/03/2013

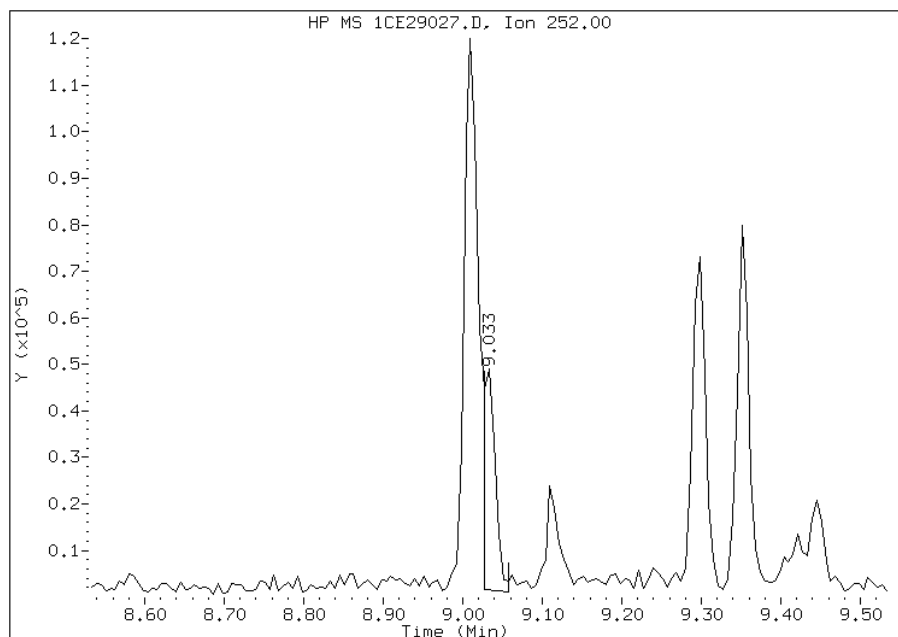
## Processing Integration Results

RT: 9.06  
Response: 985  
Amount: 0  
Conc: 3



## Manual Integration Results

RT: 9.03  
Response: 49117  
Amount: 0  
Conc: 151



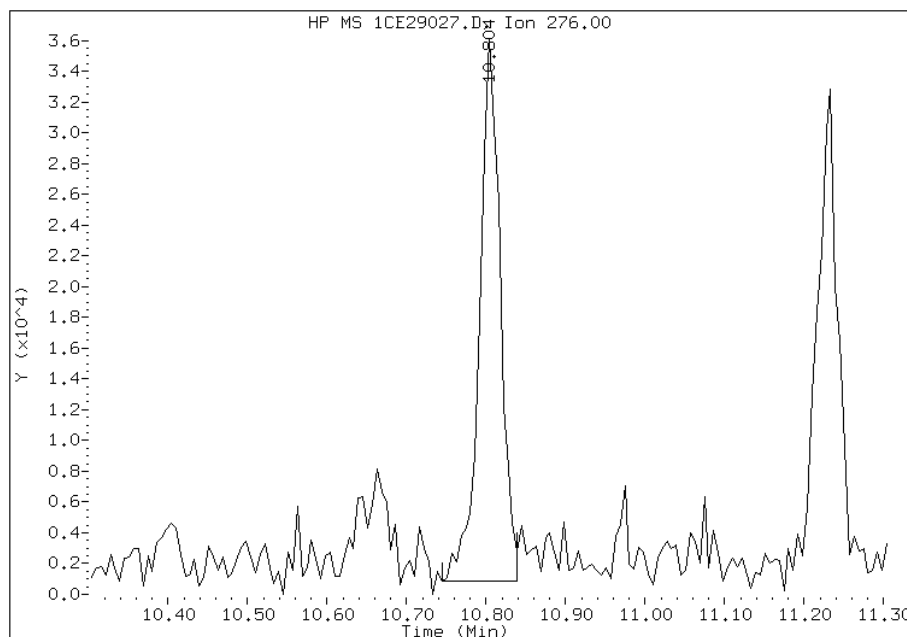
Manually Integrated By: cantins  
Modification Date: 03-Jun-2013 14:41  
Manual Integration Reason: Baseline Event

# Manual Integration Report

Data File: 1CE29027.D  
Inj. Date and Time: 29-MAY-2013 21:27  
Instrument ID: BSMC5973.i  
Client ID: CV0626A-CS  
Compound: 24 Indeno(1,2,3-cd)pyrene  
CAS #: 193-39-5  
Report Date: 06/03/2013

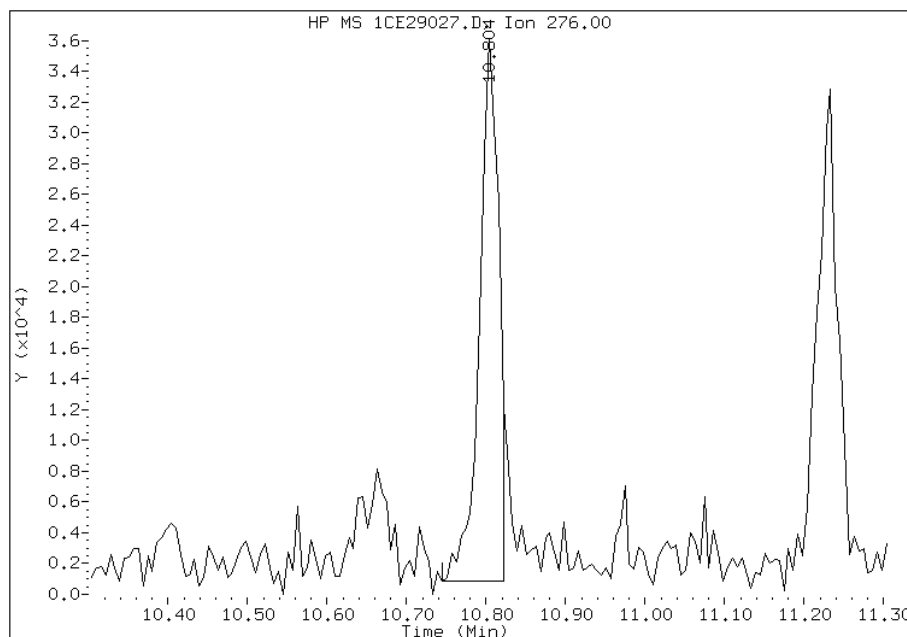
## Processing Integration Results

RT: 10.80  
Response: 64106  
Amount: 1  
Conc: 257



## Manual Integration Results

RT: 10.80  
Response: 59424  
Amount: 1  
Conc: 243



Manually Integrated By: cantins  
Modification Date: 03-Jun-2013 14:42  
Manual Integration Reason: Split Peak

FORM I  
GC/MS SEMI VOA ORGANICS ANALYSIS DATA SHEET

Lab Name: TestAmerica Tampa Job No.: 680-90622-1  
 SDG No.: 68090622-1  
 Client Sample ID: CV0626B-CS Lab Sample ID: 680-90622-13  
 Matrix: Solid Lab File ID: 1CE29028.D  
 Analysis Method: 8270C LL Date Collected: 05/20/2013 14:45  
 Extract. Method: 3546 Date Extracted: 05/24/2013 06:38  
 Sample wt/vol: 15.04(g) Date Analyzed: 05/29/2013 21:46  
 Con. Extract Vol.: 1(mL) Dilution Factor: 4  
 Injection Volume: 1(uL) Level: (low/med) Low  
 % Moisture: 20.9 GPC Cleanup: (Y/N) N  
 Analysis Batch No.: 137885 Units: ug/Kg

CAS NO.	COMPOUND NAME	RESULT	Q	RL	MDL
83-32-9	Acenaphthene	500	U	500	100
208-96-8	Acenaphthylene	53	J	200	25
120-12-7	Anthracene	51		42	21
56-55-3	Benzo[a]anthracene	300		40	20
50-32-8	Benzo[a]pyrene	350		52	26
205-99-2	Benzo[b]fluoranthene	540		62	31
191-24-2	Benzo[g,h,i]perylene	280		100	22
207-08-9	Benzo[k]fluoranthene	190		40	18
218-01-9	Chrysene	500		45	23
53-70-3	Dibenz(a,h)anthracene	89	J	100	21
206-44-0	Fluoranthene	510		100	20
86-73-7	Fluorene	41	J	100	21
193-39-5	Indeno[1,2,3-cd]pyrene	230		100	36
90-12-0	1-Methylnaphthalene	190	J	200	22
91-57-6	2-Methylnaphthalene	220		200	36
91-20-3	Naphthalene	130	J	200	22
85-01-8	Phenanthrene	380	B	40	20
129-00-0	Pyrene	570		100	19

CAS NO.	SURROGATE	%REC	Q	LIMITS
84-15-1	o-Terphenyl	60		30-130

TestAmerica Laboratories

Semivolatiles 8270C low level PAH

Data file : \\tam-chemsvr\chem\SM\BSMC5973.i\1C052913.b\1CE29028.D  
 Lab Smp Id: 680-90622-A-13-A Client Smp ID: CV0626B-CS  
 Inj Date : 29-MAY-2013 21:46  
 Operator : SCC Inst ID: BSMC5973.i  
 Smp Info : 680-90622-a-13-a  
 Misc Info : 680-90622-A-13-A  
 Comment :  
 Method : \\tam-chemsvr\chem\SM\BSMC5973.i\1C052913.b\a-bFASTPAHi-m.m  
 Meth Date : 30-May-2013 11:17 cantins Quant Type: ISTD  
 Cal Date : 22-MAY-2013 18:05 Cal File: 1CE22020.D  
 Als bottle: 26  
 Dil Factor: 4.00000  
 Integrator: HP RTE Compound Sublist: pah.sub  
 Target Version: 4.14  
 Processing Host: TAM1000

Concentration Formula:

$$\text{Amt} * \text{DF} * 1/\text{Vi} * \text{Vt}/\text{Ws} * 100/(100 - \text{M}) * \text{A} * \text{B} * \text{C} * \text{D} * \text{GPC} * \text{CpndVariable}$$

Name	Value	Description
DF	4.000	Dilution Factor
Vi	1.000	Injection Volume
Vt	1.000	Final Volume
Ws	15.040	Weight Extracted
M	20.926	% Moisture
A	1000.000	uL to mL conversion
B	1000.000	g to kg conversion
C	0.00100	ng to ug conversion
D	1.000	ug to mg conversion(value = 1 if no conv)
GPC	1.000	GPC FACTOR
Cpnd Variable		Local Compound Variable

Compounds	QUANT	SIG	MASS	RT	EXP RT	REL RT	RESPONSE	CONCENTRATIONS	
								ON-COLUMN	FINAL
								(ug/ml)	(ug/Kg)
* 1 Naphthalene-d8	136		4.051	4.051	(1.000)	3046052	40.0000		
* 6 Acenaphthene-d10	164		5.139	5.140	(1.000)	2325557	40.0000		
* 10 Phenanthrene-d10	188		6.109	6.110	(1.000)	4453453	40.0000		
\$ 14 o-Terphenyl	230		6.362	6.363	(1.041)	104907	1.51221	508.6150	
* 18 Chrysene-d12	240		8.074	8.086	(1.000)	3804810	40.0000		
* 23 Perylene-d12	264		9.421	9.433	(1.000)	3728918	40.0000		
2 Naphthalene	128		4.063	4.062	(1.003)	34213	0.39801	133.8679	
3 2-Methylnaphthalene	142		4.492	4.493	(1.109)	31886	0.66876	224.9319	
4 1-Methylnaphthalene	142		4.551	4.551	(1.123)	26829	0.57193	192.3615	
5 Acenaphthylene	152		5.051	5.051	(0.983)	14113	0.15830	53.2435	
9 Fluorene	166		5.486	5.487	(1.068)	8596	0.12050	40.5296	
11 Phenanthrene	178		6.127	6.128	(1.003)	149626	1.13720	382.4861	
12 Anthracene	178		6.162	6.163	(1.009)	18421	0.15112	50.8283	
13 Carbazole	167		6.262	6.263	(1.025)	20420	0.29420	98.9509	

Compounds	QUANT SIG	RT	EXP RT	REL RT	RESPONSE	CONCENTRATIONS	
						ON-COLUMN (ug/ml)	FINAL (ug/Kg)
15 Fluoranthene	202	6.980	6.981 (1.142)		202765	1.50770	507.0989
16 Pyrene	202	7.151	7.151 (0.886)		173779	1.69142	568.8902
17 Benzo(a)anthracene	228	8.068	8.081 (0.999)		93906	0.89506	301.0446
19 Chrysene	228	8.092	8.109 (1.002)		156128	1.47805	497.1263
20 Benzo(b)fluoranthene	252	9.009	9.028 (0.956)		147388	1.60873	541.0795(M)
21 Benzo(k)fluoranthene	252	9.033	9.051 (0.959)		56550	0.55264	185.8745(QM)
22 Benzo(a)pyrene	252	9.350	9.369 (0.993)		88680	1.04723	352.2248
24 Indeno(1,2,3-cd)pyrene	276	10.803	10.827 (1.147)		52527	0.68512	230.4321(M)
25 Dibenzo(a,h)anthracene	278	10.821	10.850 (1.149)		21159	0.26585	89.4156
26 Benzo(g,h,i)perylene	276	11.233	11.256 (1.192)		73034	0.84307	283.5580

QC Flag Legend

Q - Qualifier signal failed the ratio test.  
 M - Compound response manually integrated.

Data File: 1CE29028.D

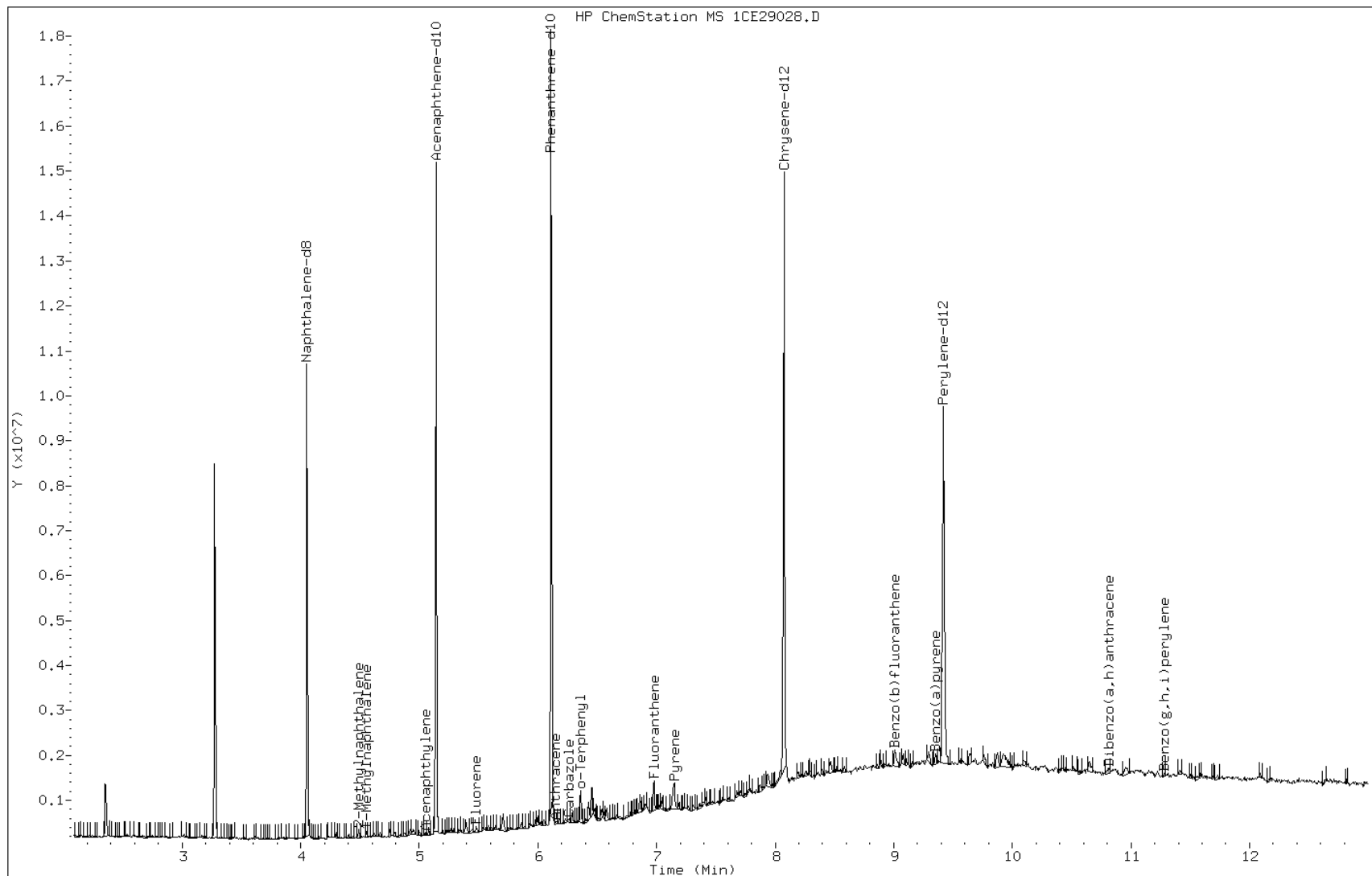
Date: 29-MAY-2013 21:46

Client ID: CV0626B-CS

Instrument: BSMC5973.i

Sample Info: 680-90622-a-13-a

Operator: SCC





Data File: 1CE29028.D

Date: 29-MAY-2013 21:46

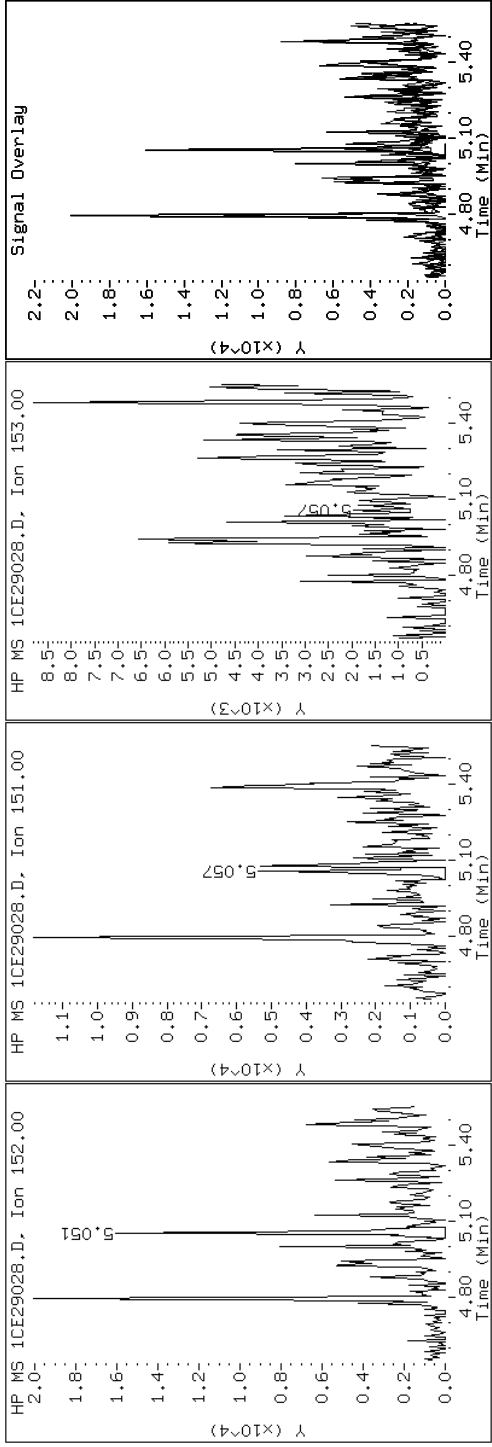
Client ID: CV06226B-CS

Instrument: BSMC5973.i

Sample Info: 680-90622-a-13-a

Operator: SCC

5 Acenaphthylene



Data File: 1CE29028.D

Date: 29-MAY-2013 21:46

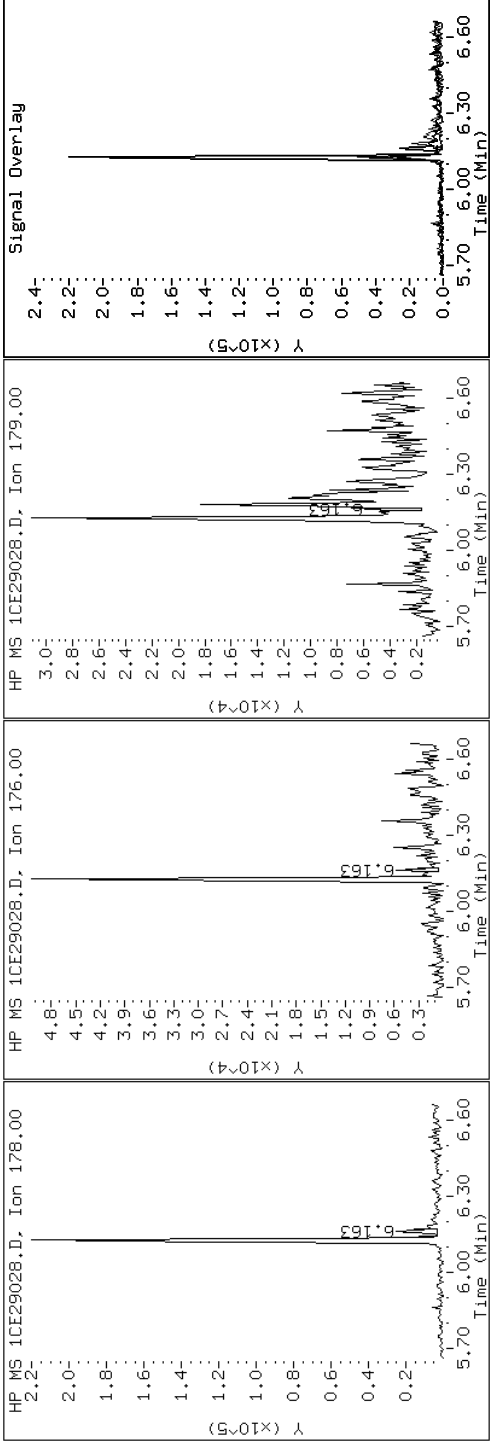
Client ID: CV0626B-CS

Instrument: BSMC5973.i

Sample Info: 680-90622-a-13-a

Operator: SCC

12 Anthracene



Data File: 1CE29028.D

Date: 29-MAY-2013 21:46

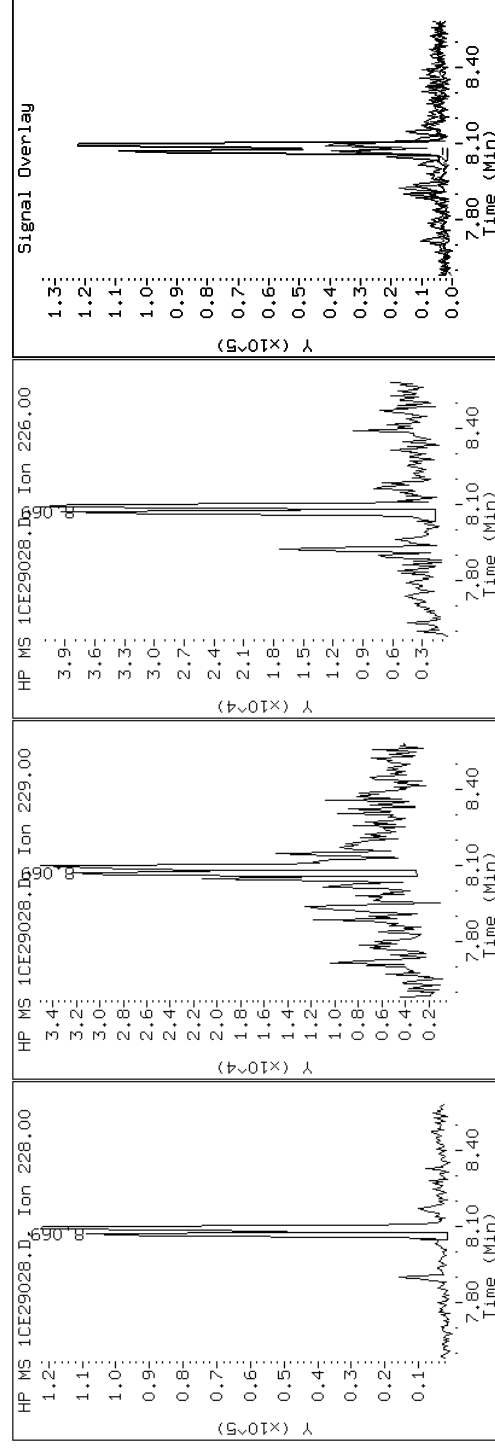
Client ID: CV0626B-CS

Instrument: BSMC5973.i

Sample Info: 680-90622-a-13-a

Operator: SCC

17 Benzo(a)anthracene



Data File: 1CE29028.D

Date: 29-MAY-2013 21:46

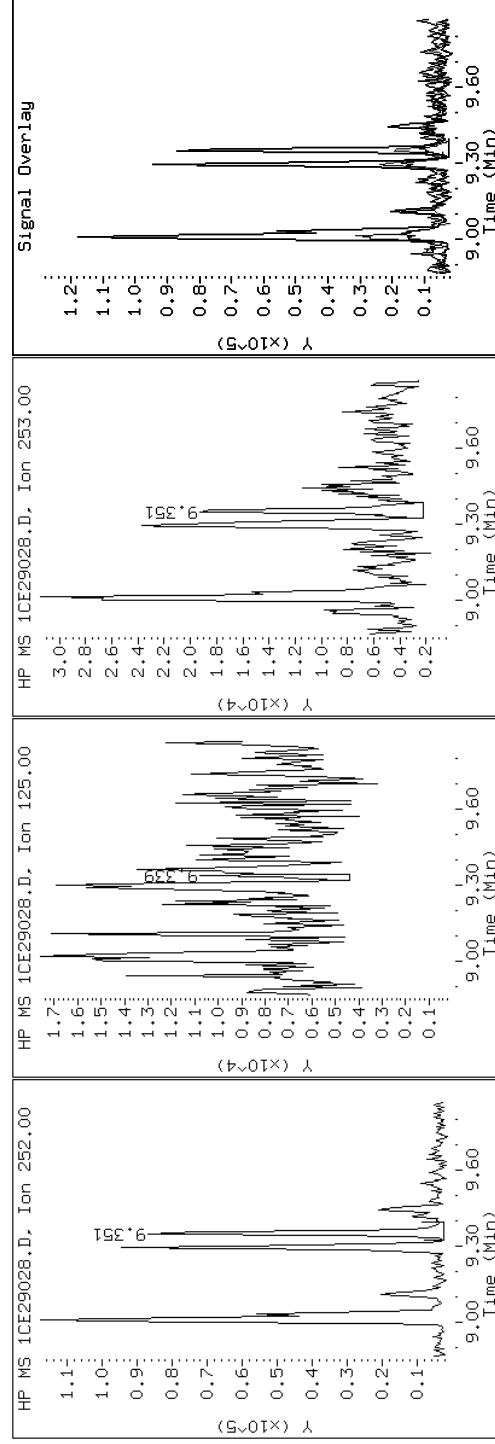
Client ID: CV0626B-CS

Instrument: BSMC5973.i

Sample Info: 680-90622-a-13-a

Operator: SCC

22 Benzo(a)pyrene



Data File: 1CE29028.D

Date: 29-MAY-2013 21:46

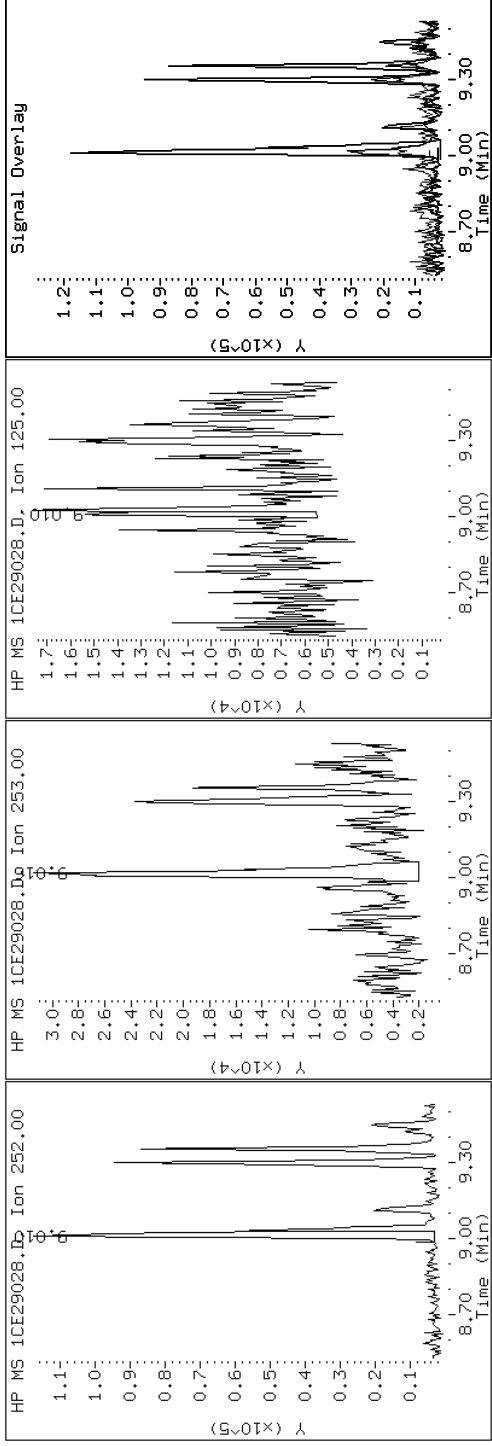
Client ID: CV0626B-CS

Instrument: BSMC5973.i

Sample Info: 680-90622-a-13-a

Operator: SCC

20 Benzo(b)fluoranthene



Data File: 1CE29028.D

Date: 29-MAY-2013 21:46

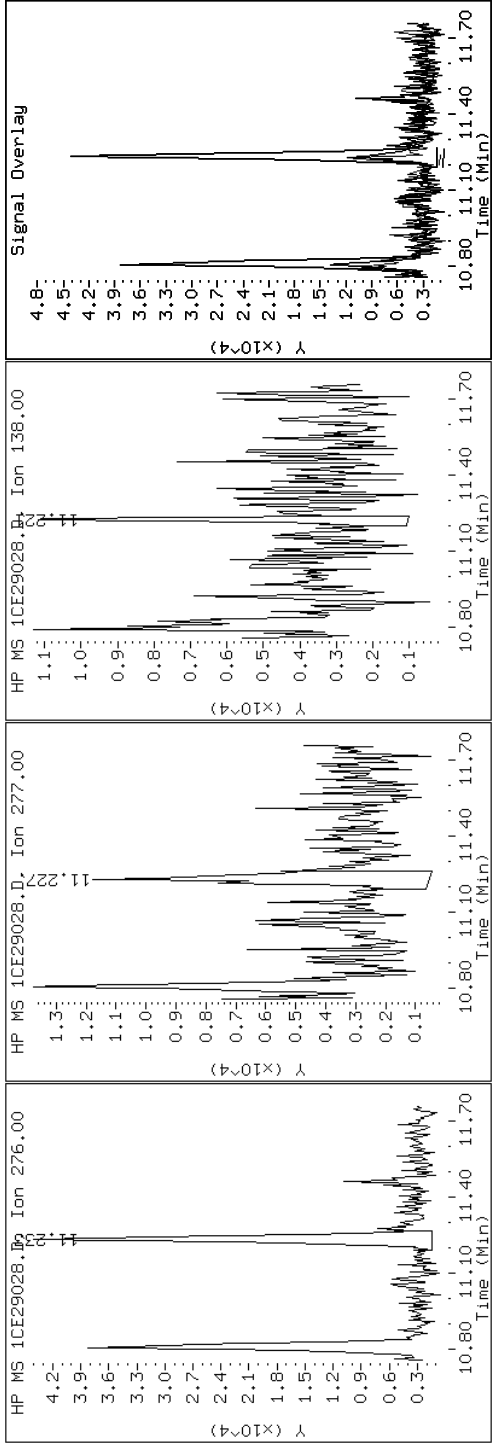
Client ID: CV0626B-CS

Instrument: BSMC5973.i

Sample Info: 680-90622-a-13-a

Operator: SCC

26 Benzo(g,h,i)perylene



Data File: 1CE29028.D

Date: 29-MAY-2013 21:46

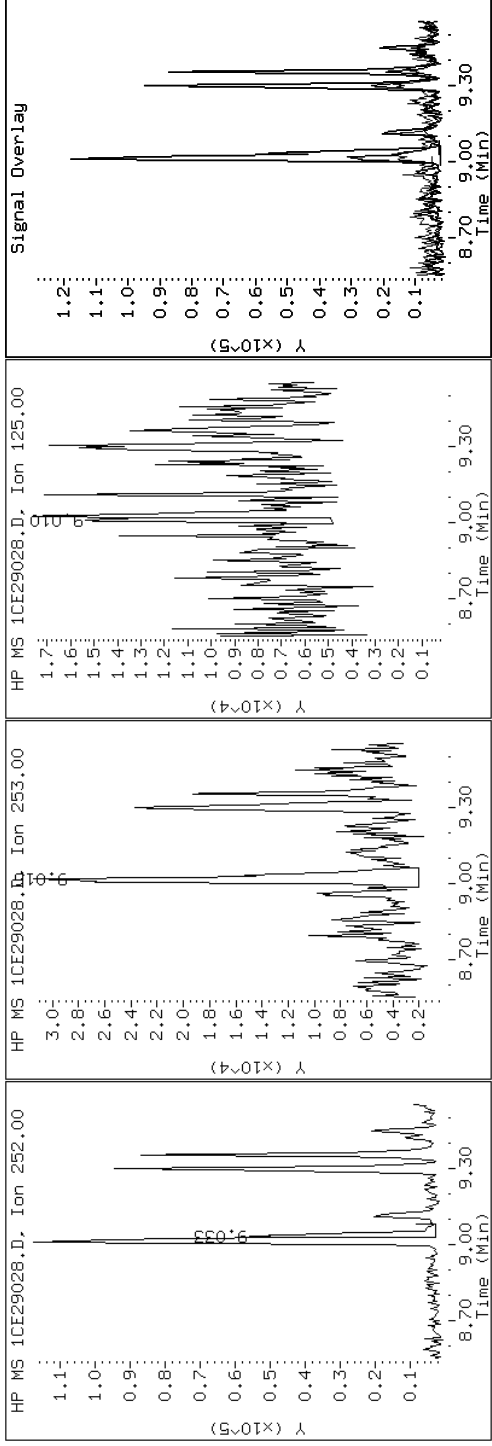
Client ID: CV0626B-CS

Instrument: BSMC5973.i

Sample Info: 680-90622-a-13-a

Operator: SCC

21 Benzo(k)fluoranthene



Data File: 1CE29028.D

Date: 29-MAY-2013 21:46

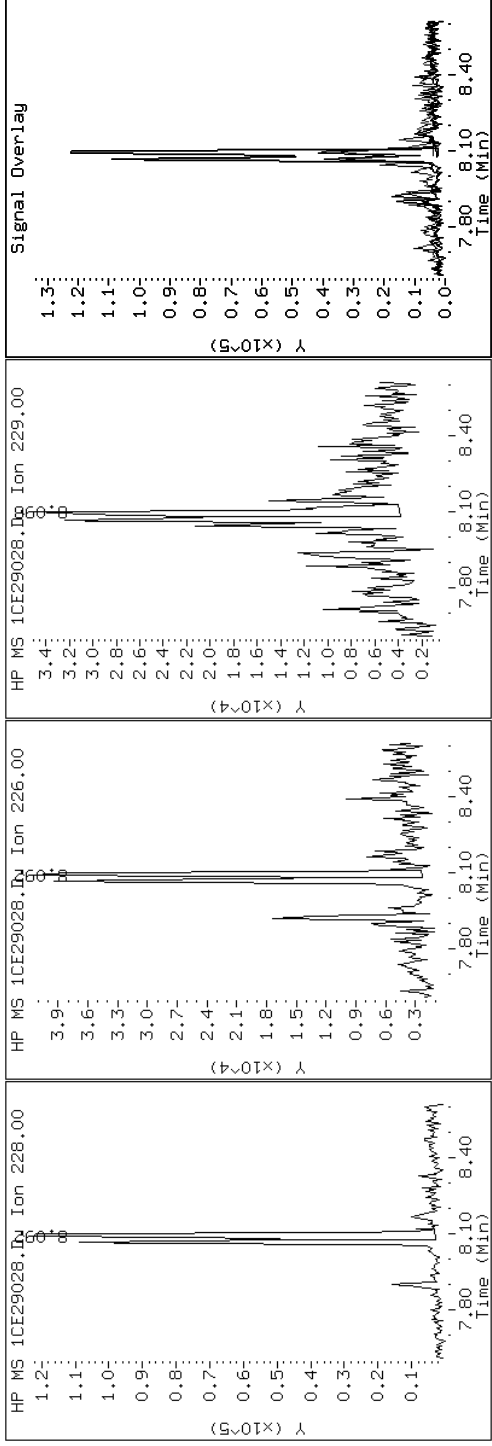
Client ID: CV0626B-CS

Instrument: BSMC5973.i

Sample Info: 680-90622-a-13-a

Operator: SCC

19 Chrysene





Data File: 1CE29028.D

Date: 29-MAY-2013 21:46

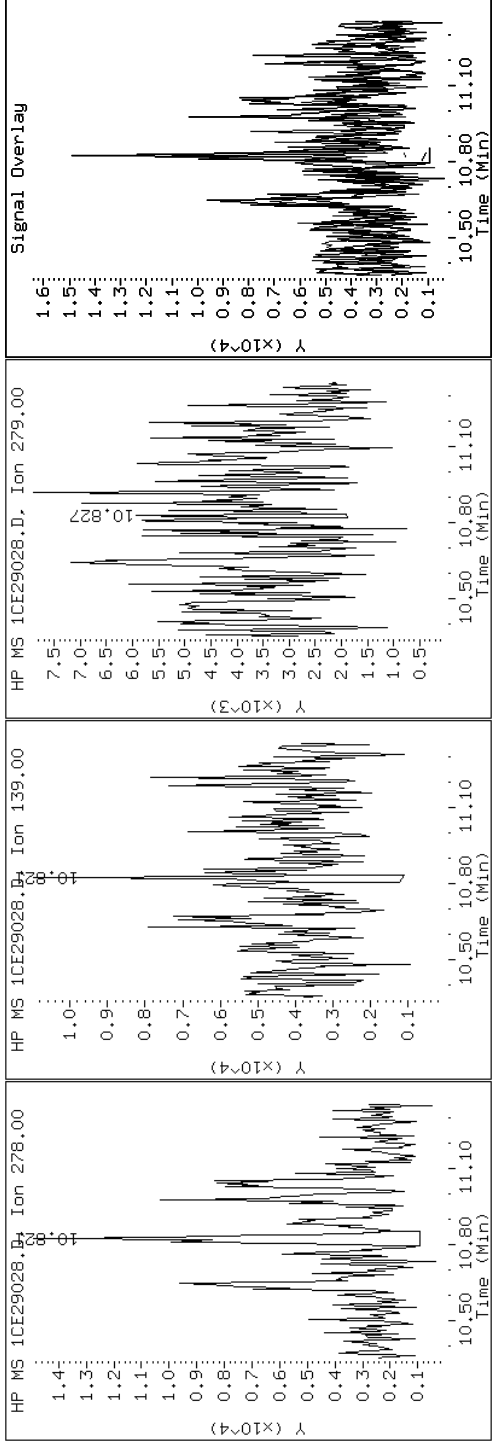
Client ID: CV0626B-CS

Instrument: BSMC5973.i

Sample Info: 680-90622-a-13-a

Operator: SCC

25 Dibenzo(a,h)anthracene



Data File: 1CE29028.D

Date: 29-MAY-2013 21:46

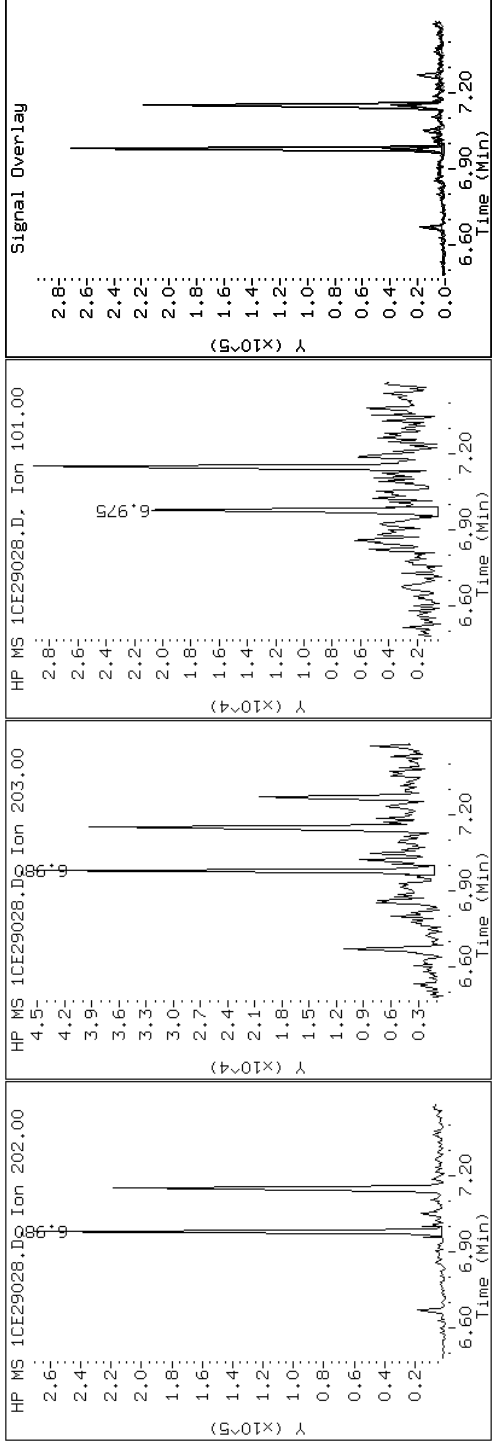
Client ID: CV0626B-CS

Instrument: BSMC5973.i

Sample Info: 680-90622-a-13-a

Operator: SCC

15 Fluoranthene



Data File: 1CE29028.D

Date: 29-MAY-2013 21:46

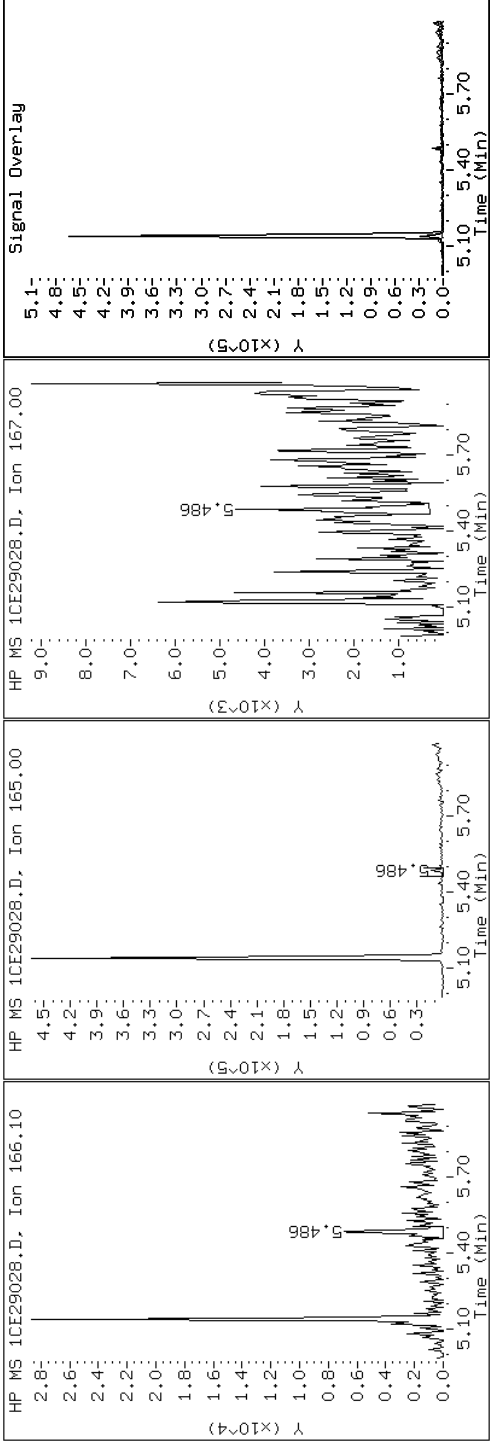
Client ID: CV0626B-CS

Instrument: BSMC5973.i

Sample Info: 680-90622-a-13-a

Operator: SCC

9 Fluorene



Data File: 1CE29028.D

Date: 29-MAY-2013 21:46

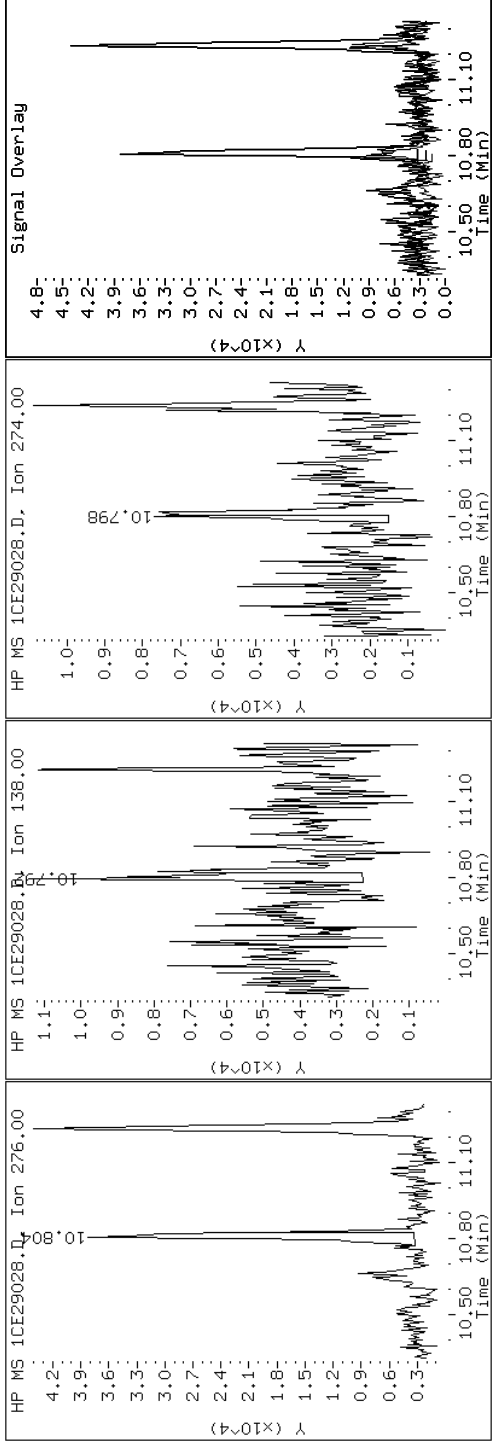
Client ID: CV0626B-CS

Instrument: BSMC5973.i

Sample Info: 680-90622-a-13-a

Operator: SCC

24 Indeno(1,2,3-cd)pyrene



Data File: 1CE29028.D

Date: 29-MAY-2013 21:46

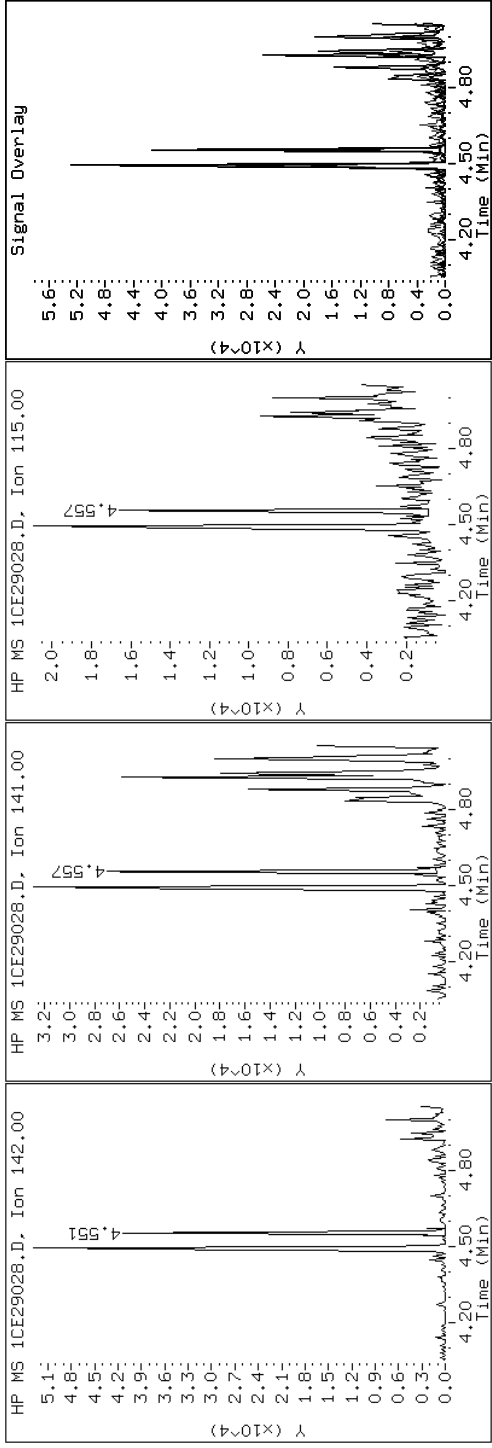
Client ID: CV0626B-CS

Instrument: BSMC5973.i

Sample Info: 680-90622-a-13-a

Operator: SCC

4 1-Methylnaphthalene



Data File: 1CE29028.D

Date: 29-MAY-2013 21:46

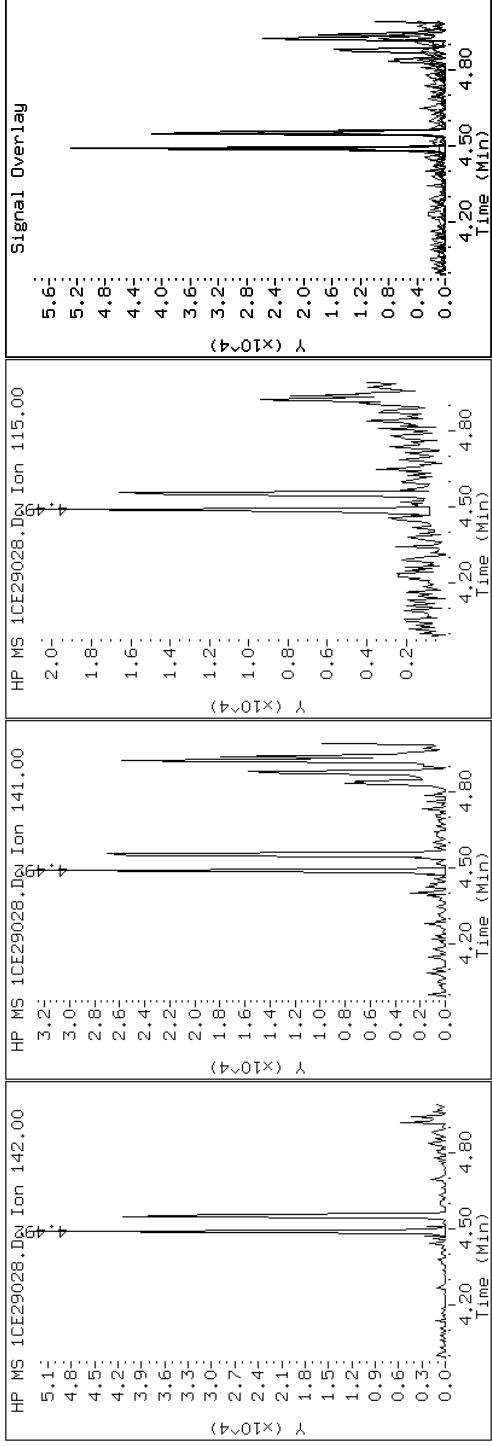
Client ID: CV0626B-CS

Instrument: BSMC5973.i

Sample Info: 680-90622-a-13-a

Operator: SCC

### 3 2-Methylnaphthalene



Data File: 1CE29028.D

Date: 29-MAY-2013 21:46

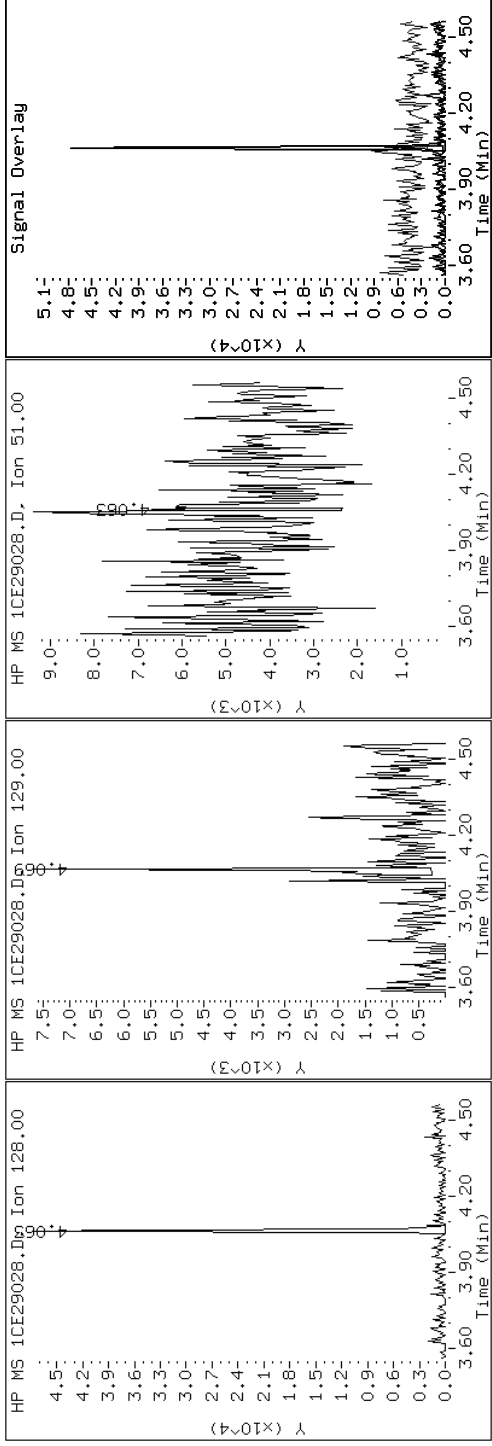
Client ID: CV0626B-CS

Instrument: BSMC5973.i

Sample Info: 680-90622-a-13-a

Operator: SCC

2 Naphthalene



Data File: 1CE29028.D

Date: 29-MAY-2013 21:46

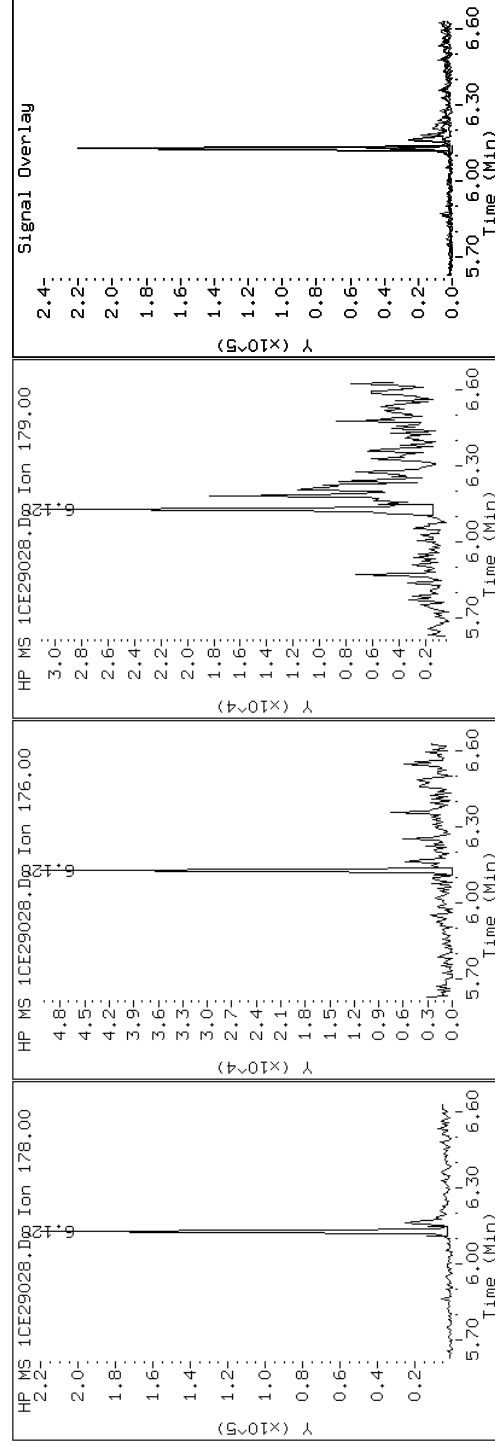
Client ID: CV0626B-CS

Instrument: BSMC5973.i

Sample Info: 680-90622-a-13-a

Operator: SCC

### 11 Phenanthrene





Data File: 1CE29028.D

Date: 29-MAY-2013 21:46

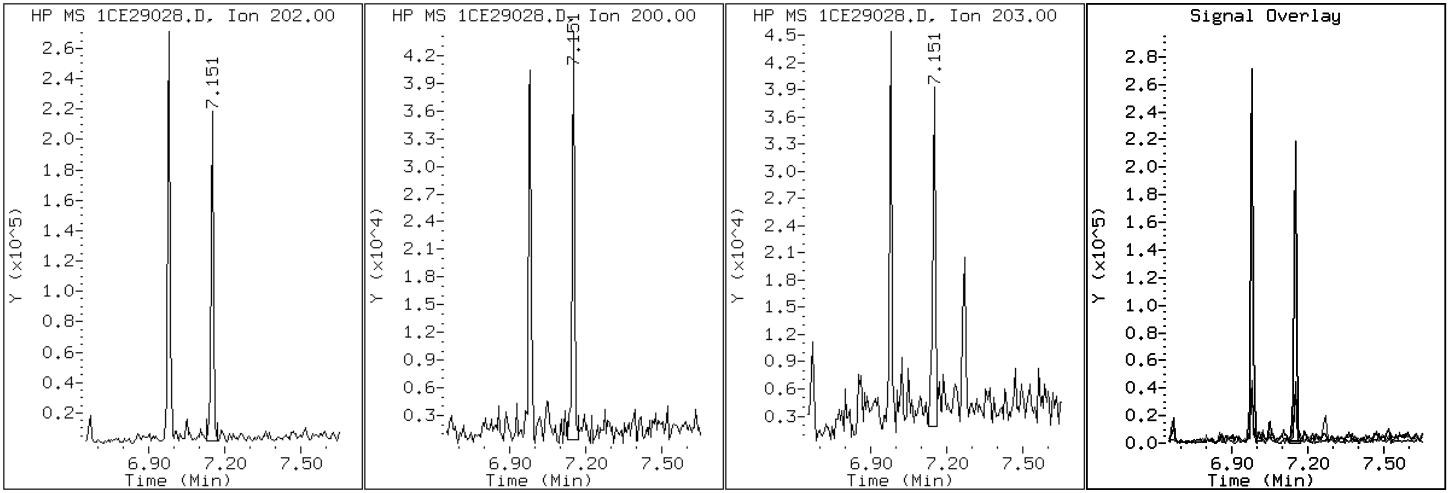
Client ID: CV0626B-CS

Instrument: BSMC5973.i

Sample Info: 680-90622-a-13-a

Operator: SCC

16 Pyrene

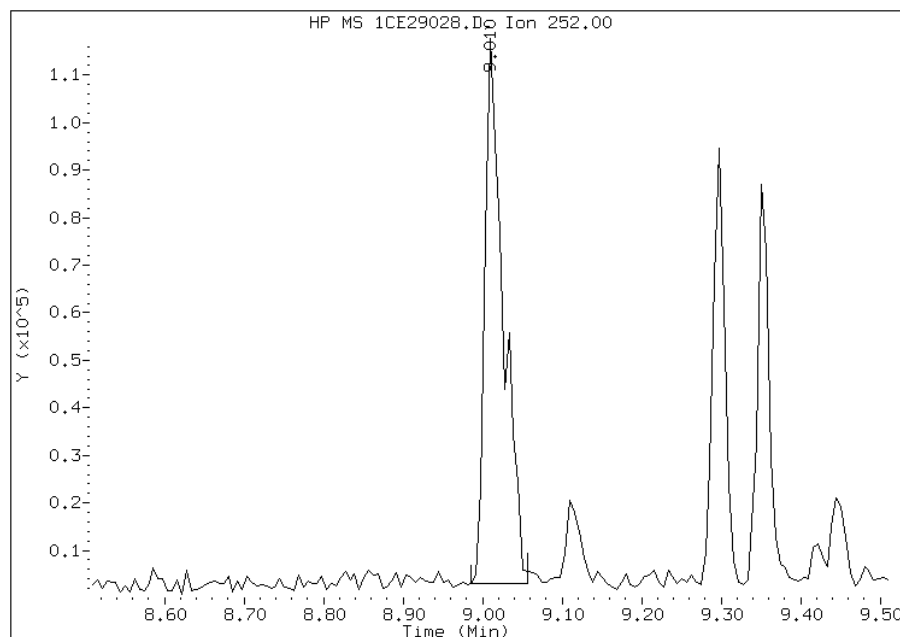


# Manual Integration Report

Data File: 1CE29028.D  
Inj. Date and Time: 29-MAY-2013 21:46  
Instrument ID: BSMC5973.i  
Client ID: CV0626B-CS  
Compound: 20 Benzo(b)fluoranthene  
CAS #: 205-99-2  
Report Date: 05/30/2013

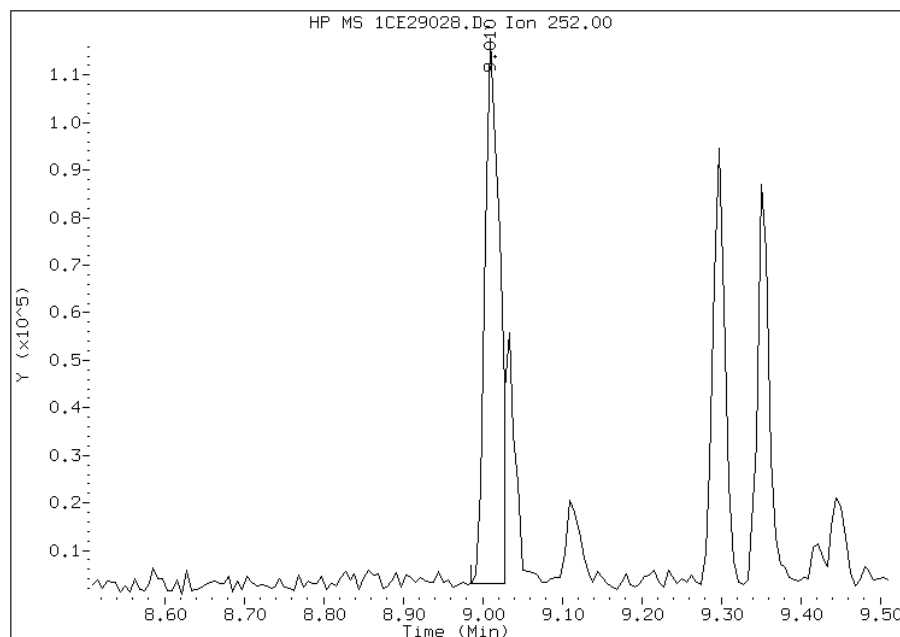
## Processing Integration Results

RT: 9.01  
Response: 186599  
Amount: 2  
Conc: 685



## Manual Integration Results

RT: 9.01  
Response: 147388  
Amount: 2  
Conc: 541



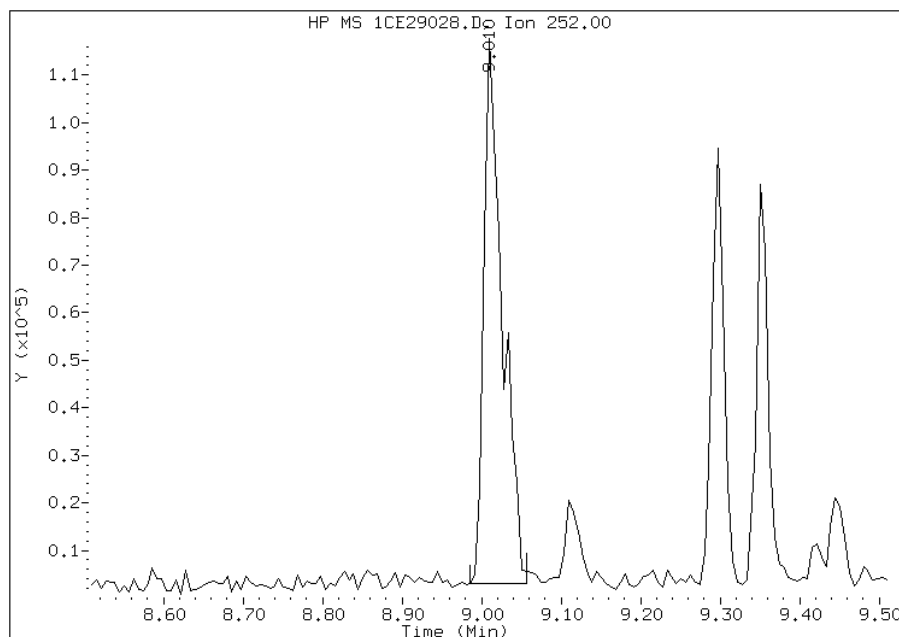
Manually Integrated By: cantins  
Modification Date: 30-May-2013 14:24  
Manual Integration Reason: Split Peak

# Manual Integration Report

Data File: 1CE29028.D  
Inj. Date and Time: 29-MAY-2013 21:46  
Instrument ID: BSMC5973.i  
Client ID: CV0626B-CS  
Compound: 21 Benzo(k)fluoranthene  
CAS #: 207-08-9  
Report Date: 05/30/2013

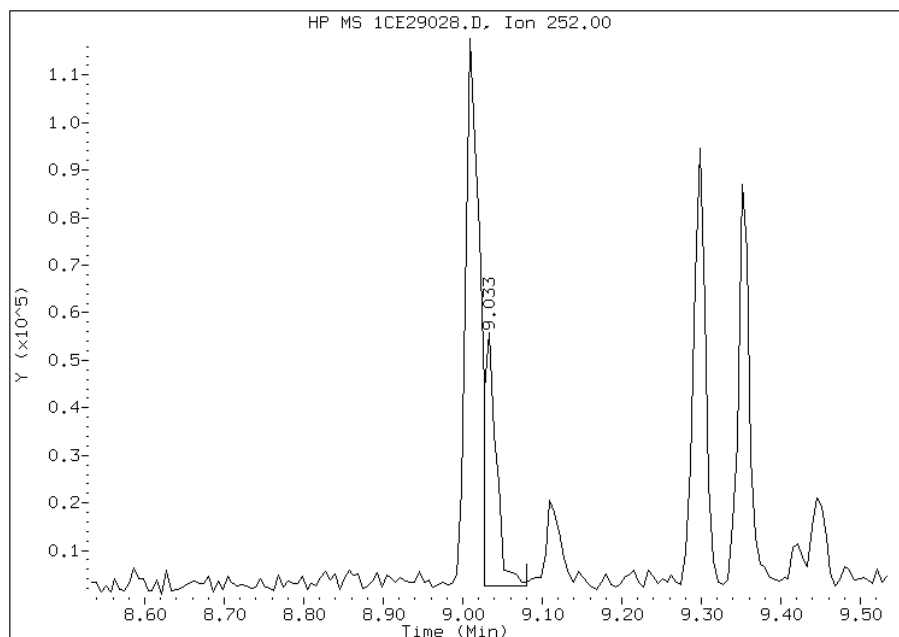
## Processing Integration Results

RT: 9.01  
Response: 186599  
Amount: 2  
Conc: 613



## Manual Integration Results

RT: 9.03  
Response: 56550  
Amount: 1  
Conc: 186



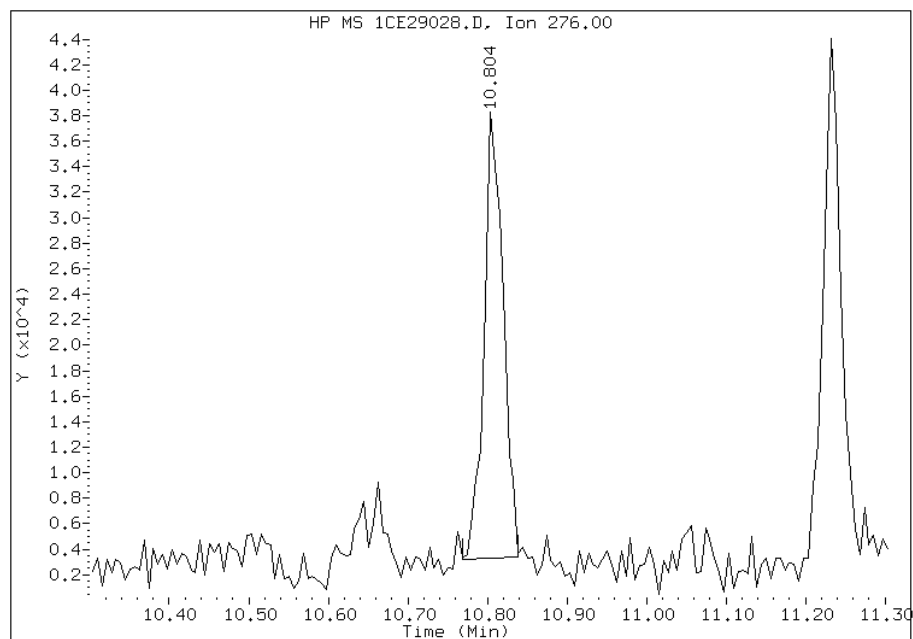
Manually Integrated By: cantins  
Modification Date: 30-May-2013 14:24  
Manual Integration Reason: Baseline Event

# Manual Integration Report

Data File: 1CE29028.D  
Inj. Date and Time: 29-MAY-2013 21:46  
Instrument ID: BSMC5973.i  
Client ID: CV0626B-CS  
Compound: 24 Indeno(1,2,3-cd)pyrene  
CAS #: 193-39-5  
Report Date: 05/30/2013

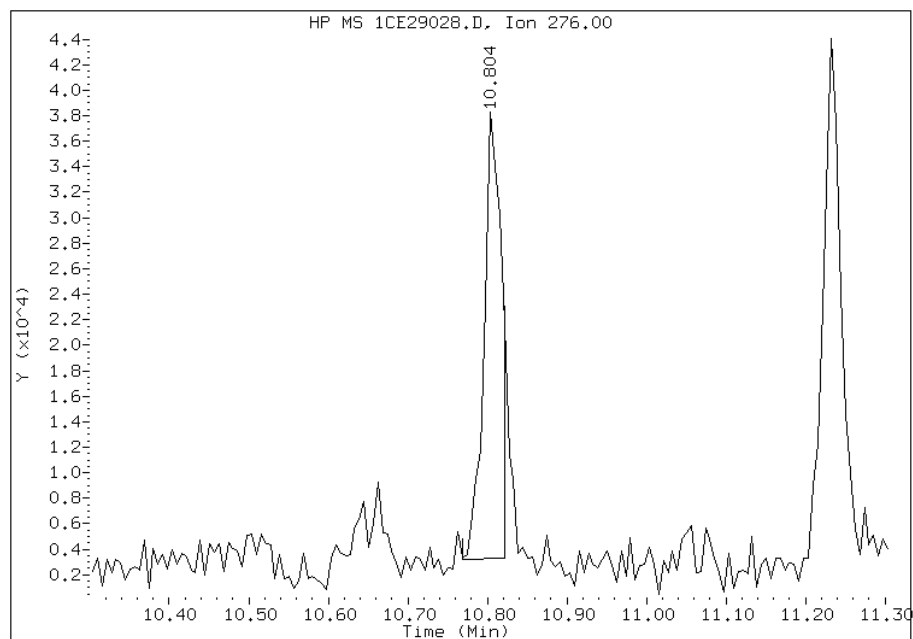
## Processing Integration Results

RT: 10.80  
Response: 57651  
Amount: 1  
Conc: 248



## Manual Integration Results

RT: 10.80  
Response: 52527  
Amount: 1  
Conc: 230



Manually Integrated By: cantins  
Modification Date: 30-May-2013 14:25  
Manual Integration Reason: Split Peak

FORM I  
GC/MS SEMI VOA ORGANICS ANALYSIS DATA SHEET

Lab Name: TestAmerica Tampa Job No.: 680-90622-1  
 SDG No.: 68090622-1  
 Client Sample ID: 052113-RB-Shovel Lab Sample ID: 680-90622-15  
 Matrix: Water Lab File ID: 1AE30019.D  
 Analysis Method: 8270C LL Date Collected: 05/21/2013 11:35  
 Extract. Method: 3520C Date Extracted: 05/28/2013 13:46  
 Sample wt/vol: 970 (mL) Date Analyzed: 05/30/2013 18:28  
 Con. Extract Vol.: 1 (mL) Dilution Factor: 1  
 Injection Volume: 1 (uL) Level: (low/med) Low  
 % Moisture: \_\_\_\_\_ GPC Cleanup: (Y/N) N  
 Analysis Batch No.: 137917 Units: ug/L

CAS NO.	COMPOUND NAME	RESULT	Q	RL	MDL
83-32-9	Acenaphthene	2.1	U	2.1	0.52
208-96-8	Acenaphthylene	1.0	U	1.0	0.26
120-12-7	Anthracene	0.21	U	0.21	0.078
56-55-3	Benzo[a]anthracene	0.21	U	0.21	0.052
50-32-8	Benzo[a]pyrene	0.21	U	0.21	0.059
205-99-2	Benzo[b]fluoranthene	0.21	U	0.21	0.052
191-24-2	Benzo[g,h,i]perylene	0.52	U	0.52	0.10
207-08-9	Benzo[k]fluoranthene	0.21	U	0.21	0.059
218-01-9	Chrysene	0.21	U	0.21	0.071
53-70-3	Dibenz(a,h)anthracene	0.21	U	0.21	0.052
206-44-0	Fluoranthene	0.52	U	0.52	0.056
86-73-7	Fluorene	2.1	U	2.1	0.52
193-39-5	Indeno[1,2,3-cd]pyrene	0.21	U	0.21	0.052
90-12-0	1-Methylnaphthalene	2.1	U	2.1	0.52
91-57-6	2-Methylnaphthalene	2.1	U	2.1	0.52
91-20-3	Naphthalene	2.1	U	2.1	0.26
85-01-8	Phenanthrene	0.52	U	0.52	0.21
129-00-0	Pyrene	0.52	U	0.52	0.092

CAS NO.	SURROGATE	%REC	Q	LIMITS
84-15-1	o-Terphenyl	64		30-130

TestAmerica Laboratories

Semivolatiles 8270C low level PAH

Data file : \\tam-chemsvr\chem\SM\BSMA5973.i\1A053013.b\1AE30019.D  
 Lab Smp Id: 680-90622-A-15-A Client Smp ID: 052113-RB-Shovel  
 Inj Date : 30-MAY-2013 18:28  
 Operator : TP Inst ID: BSMA5973.i  
 Smp Info : 680-90622-a-15-a  
 Misc Info : 680-90622-A-15-A  
 Comment :  
 Method : \\tam-chemsvr\chem\SM\BSMA5973.i\1A053013.b\a-bFASTPAHi-m.m  
 Meth Date : 31-May-2013 13:51 perrint Quant Type: ISTD  
 Cal Date : 30-MAY-2013 16:38 Cal File: 1AE30012.D  
 Als bottle: 16  
 Dil Factor: 680.00000  
 Integrator: HP RTE Compound Sublist: pah.sub  
 Target Version: 4.14  
 Processing Host: TAM-VM7N

Concentration Formula: Amt \* DF \* 1/Vi \* Vt/Vo \* A \* B \* C \* D \* CpndVariable

Name	Value	Description
DF	680.000	Dilution Factor
Vi	1.000	Injection Volume
Vt	1.000	Final Volume
Vo	970.000	Sample Volume
A	1000.000	uL to mL conversion
B	1000.000	mL to L conversion
C	0.00100	ng to ug conversion
D	1.000	ug to mg conversion(value = 1= if no con
Cpnd Variable		Local Compound Variable

Compounds	QUANT SIG	RT	EXP RT	REL RT	RESPONSE	CONCENTRATIONS	
						ON-COLUMN (ug/ml)	FINAL ( ug/l)
* 1 Naphthalene-d8	136	2.493	2.493	(1.000)	632681	40.0000	
* 7 Acenaphthene-d10	164	3.518	3.524	(1.000)	343446	40.0000	
* 11 Phenanthrene-d10	188	4.458	4.465	(1.000)	429131	40.0000	
\$ 15 o-Terphenyl	230	4.752	4.758	(1.066)	37759	6.44642	4519.1392(R)
* 19 Chrysene-d12	240	6.467	6.473	(1.000)	439281	40.0000	
* 24 Perylene-d12	264	7.546	7.552	(1.000)	388296	40.0000	

QC Flag Legend

R - Spike/Surrogate failed recovery limits.

Data File: 1AE30019.D

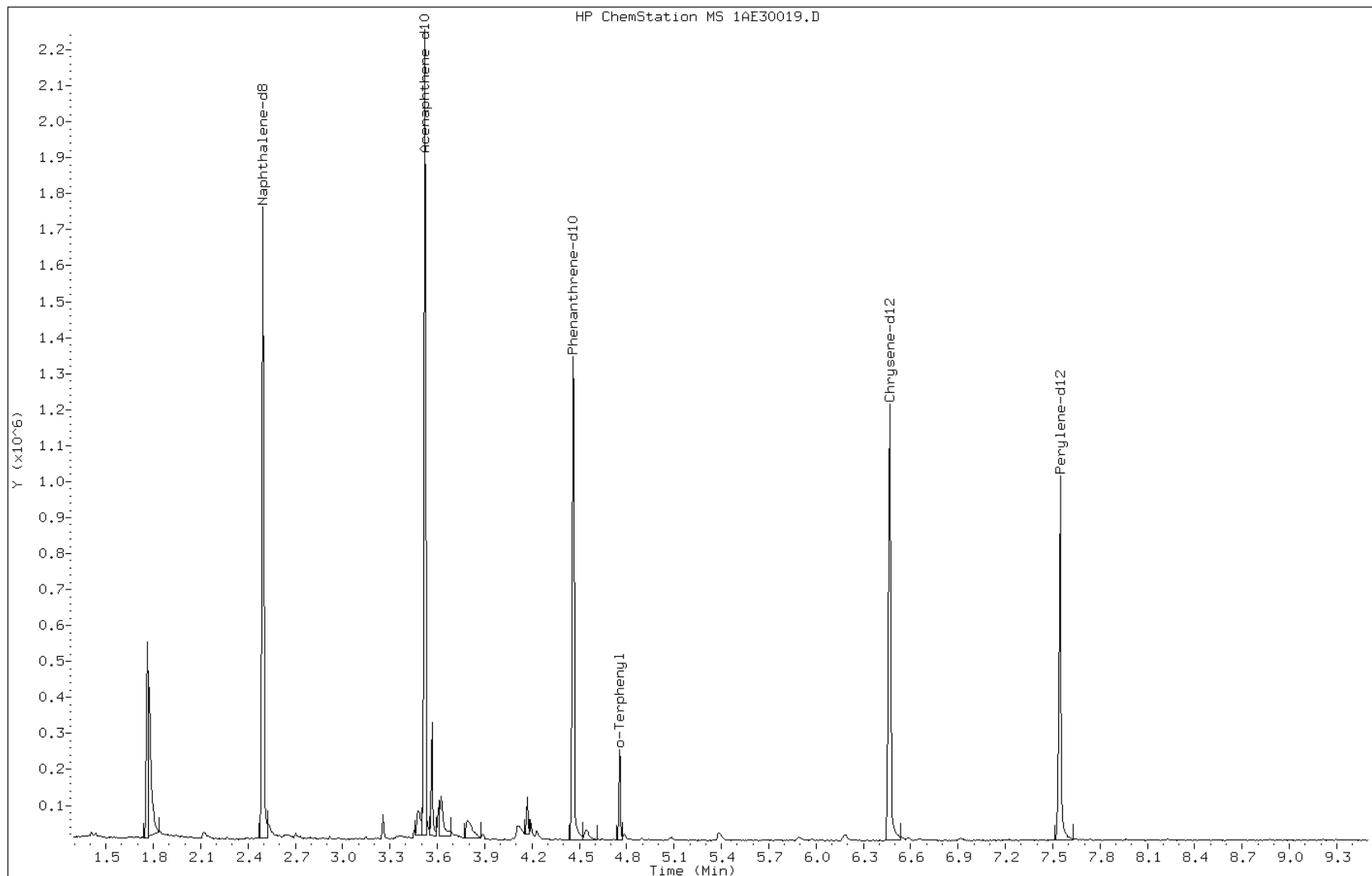
Date: 30-MAY-2013 18:28

Client ID: 052113-RB-Shovel

Instrument: BSMA5973.i

Sample Info: 680-90622-a-15-a

Operator: TP



FORM I  
GC/MS SEMI VOA ORGANICS ANALYSIS DATA SHEET

Lab Name: TestAmerica Tampa Job No.: 680-90622-1  
 SDG No.: 68090622-1  
 Client Sample ID: CV0747A-CS Lab Sample ID: 680-90622-16  
 Matrix: Solid Lab File ID: 1CE29031.D  
 Analysis Method: 8270C LL Date Collected: 05/21/2013 08:55  
 Extract. Method: 3546 Date Extracted: 05/24/2013 06:38  
 Sample wt/vol: 15.34(g) Date Analyzed: 05/29/2013 22:41  
 Con. Extract Vol.: 1(mL) Dilution Factor: 4  
 Injection Volume: 1(uL) Level: (low/med) Low  
 % Moisture: 26.2 GPC Cleanup: (Y/N) N  
 Analysis Batch No.: 137885 Units: ug/Kg

CAS NO.	COMPOUND NAME	RESULT	Q	RL	MDL
83-32-9	Acenaphthene	530	U	530	110
208-96-8	Acenaphthylene	46	J	210	26
120-12-7	Anthracene	140		44	22
56-55-3	Benzo[a]anthracene	550		42	21
50-32-8	Benzo[a]pyrene	530		55	28
205-99-2	Benzo[b]fluoranthene	990		65	32
191-24-2	Benzo[g,h,i]perylene	370		110	23
207-08-9	Benzo[k]fluoranthene	380		42	19
218-01-9	Chrysene	650		48	24
53-70-3	Dibenz(a,h)anthracene	140		110	22
206-44-0	Fluoranthene	1500		110	21
86-73-7	Fluorene	92	J	110	22
193-39-5	Indeno[1,2,3-cd]pyrene	310		110	38
90-12-0	1-Methylnaphthalene	61	J	210	23
91-57-6	2-Methylnaphthalene	82	J	210	38
91-20-3	Naphthalene	62	J	210	23
85-01-8	Phenanthrene	1000	B	42	21
129-00-0	Pyrene	1200		110	20

CAS NO.	SURROGATE	%REC	Q	LIMITS
84-15-1	o-Terphenyl	71		30-130



TestAmerica Laboratories

Semivolatiles 8270C low level PAH

Data file : \\tam-chemsvr\chem\SM\BSMC5973.i\1C052913.b\1CE29031.D  
 Lab Smp Id: 680-90622-A-16-A Client Smp ID: CV0747A-CS  
 Inj Date : 29-MAY-2013 22:41  
 Operator : SCC Inst ID: BSMC5973.i  
 Smp Info : 680-90622-a-16-a  
 Misc Info : 680-90622-A-16-A  
 Comment :  
 Method : \\tam-chemsvr\chem\SM\BSMC5973.i\1C052913.b\a-bFASTPAHi-m.m  
 Meth Date : 30-May-2013 11:17 cantins Quant Type: ISTD  
 Cal Date : 22-MAY-2013 18:05 Cal File: 1CE22020.D  
 Als bottle: 29  
 Dil Factor: 4.00000  
 Integrator: HP RTE Compound Sublist: pah.sub  
 Target Version: 4.14  
 Processing Host: TAM1000

Concentration Formula:

$$\text{Amt} * \text{DF} * 1/\text{Vi} * \text{Vt}/\text{Ws} * 100/(100 - \text{M}) * \text{A} * \text{B} * \text{C} * \text{D} * \text{GPC} * \text{CpndVariable}$$

Name	Value	Description
DF	4.000	Dilution Factor
Vi	1.000	Injection Volume
Vt	1.000	Final Volume
Ws	15.340	Weight Extracted
M	26.151	% Moisture
A	1000.000	uL to mL conversion
B	1000.000	g to kg conversion
C	0.00100	ng to ug conversion
D	1.000	ug to mg conversion(value = 1 if no conv)
GPC	1.000	GPC FACTOR
Cpnd Variable		Local Compound Variable

Compounds	QUANT	SIG	MASS	RT	EXP RT	REL RT	RESPONSE	CONCENTRATIONS	
								ON-COLUMN	FINAL
								(ug/ml)	(ug/Kg)
* 1 Naphthalene-d8	136		4.051	4.051	(1.000)	2848026	40.0000		
* 6 Acenaphthene-d10	164		5.139	5.140	(1.000)	2036232	40.0000		
* 10 Phenanthrene-d10	188		6.110	6.110	(1.000)	3745465	40.0000		
\$ 14 o-Terphenyl	230		6.362	6.363	(1.041)	103957	1.78177	629.1285	
* 18 Chrysene-d12	240		8.074	8.086	(1.000)	4145163	40.0000		
* 23 Perylene-d12	264		9.421	9.433	(1.000)	3702650	40.0000		
2 Naphthalene	128		4.063	4.062	(1.003)	14147	0.17602	62.1517	
3 2-Methylnaphthalene	142		4.492	4.493	(1.109)	10309	0.23125	81.6527	
4 1-Methylnaphthalene	142		4.551	4.551	(1.123)	7522	0.17150	60.5550	
5 Acenaphthylene	152		5.057	5.051	(0.984)	10220	0.13092	46.2283	
7 Acenaphthene	154		5.157	5.163	(1.003)	14034	0.28669	101.2288	
9 Fluorene	166		5.486	5.487	(1.068)	16211	0.25954	91.6422	
11 Phenanthrene	178		6.127	6.128	(1.003)	320741	2.89852	1023.4439	
12 Anthracene	178		6.163	6.163	(1.009)	41394	0.40378	142.5709	

Compounds	QUANT SIG	RT	EXP RT	REL RT	RESPONSE	CONCENTRATIONS	
						ON-COLUMN (ug/ml)	FINAL (ug/Kg)
13 Carbazole	167	6.263	6.263	(1.025)	41412	0.54735	193.2632
15 Fluoranthene	202	6.980	6.981	(1.142)	481946	4.26100	1504.5236
16 Pyrene	202	7.151	7.151	(0.886)	371499	3.31896	1171.8985
17 Benzo(a)anthracene	228	8.068	8.081	(0.999)	178287	1.55981	550.7550
19 Chrysene	228	8.098	8.109	(1.003)	211101	1.83438	647.7052
20 Benzo(b)fluoranthene	252	9.009	9.028	(0.956)	255201	2.80526	990.5155
21 Benzo(k)fluoranthene	252	9.033	9.051	(0.959)	107927	1.06221	375.0570(Q)
22 Benzo(a)pyrene	252	9.356	9.369	(0.993)	130820	1.50689	532.0692
24 Indeno(1,2,3-cd)pyrene	276	10.803	10.827	(1.147)	71068	0.87608	309.3372(M)
25 Dibenzo(a,h)anthracene	278	10.833	10.850	(1.150)	31889	0.40351	142.4752
26 Benzo(g,h,i)perylene	276	11.233	11.256	(1.192)	90428	1.05126	371.1930(M)

QC Flag Legend

- Q - Qualifier signal failed the ratio test.
- M - Compound response manually integrated.

Data File: 1CE29031.D

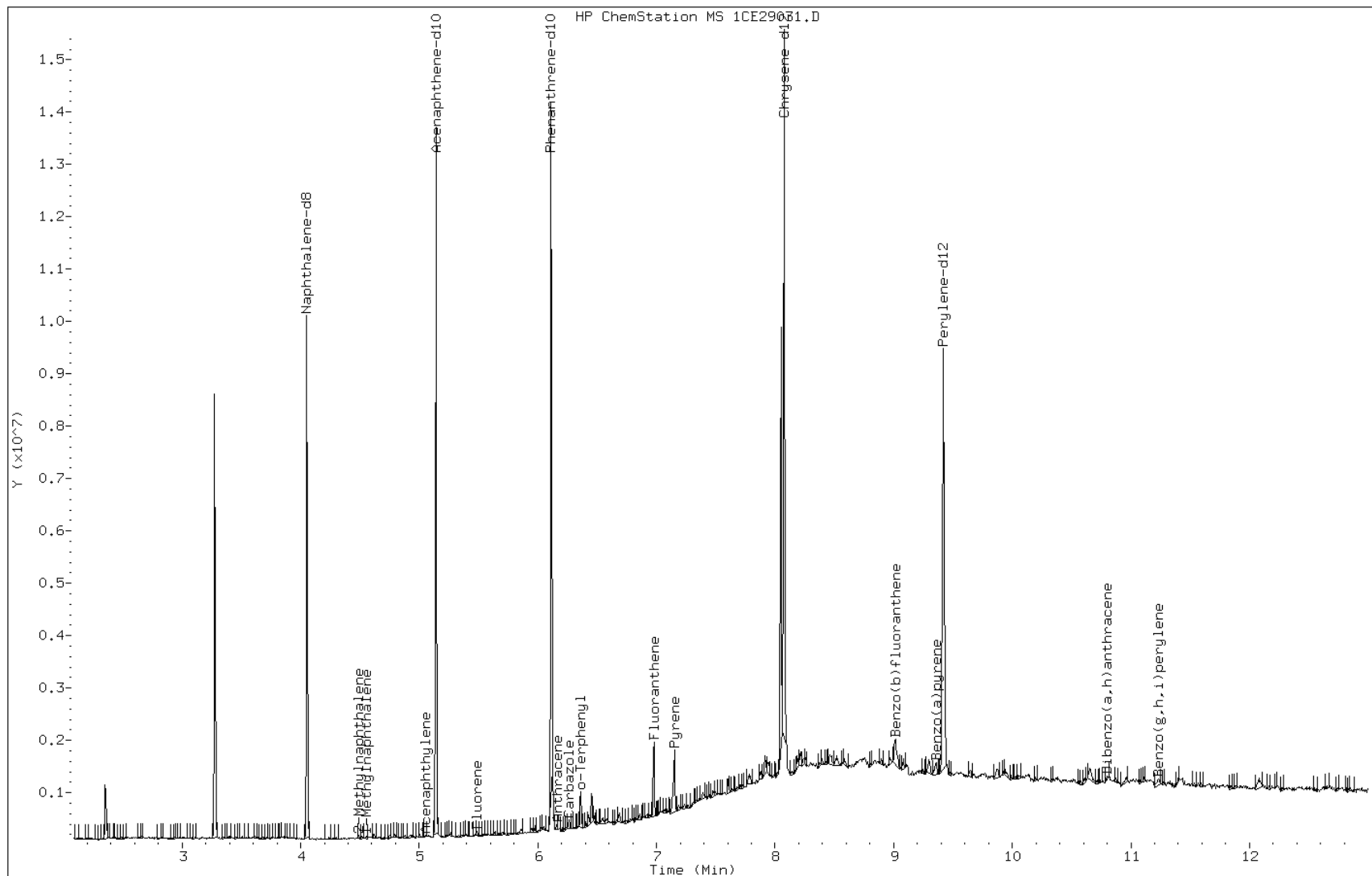
Date: 29-MAY-2013 22:41

Client ID: CV0747A-CS

Instrument: BSMC5973.i

Sample Info: 680-90622-a-16-a

Operator: SCC



Data File: 1CE29031.D

Date: 29-MAY-2013 22:41

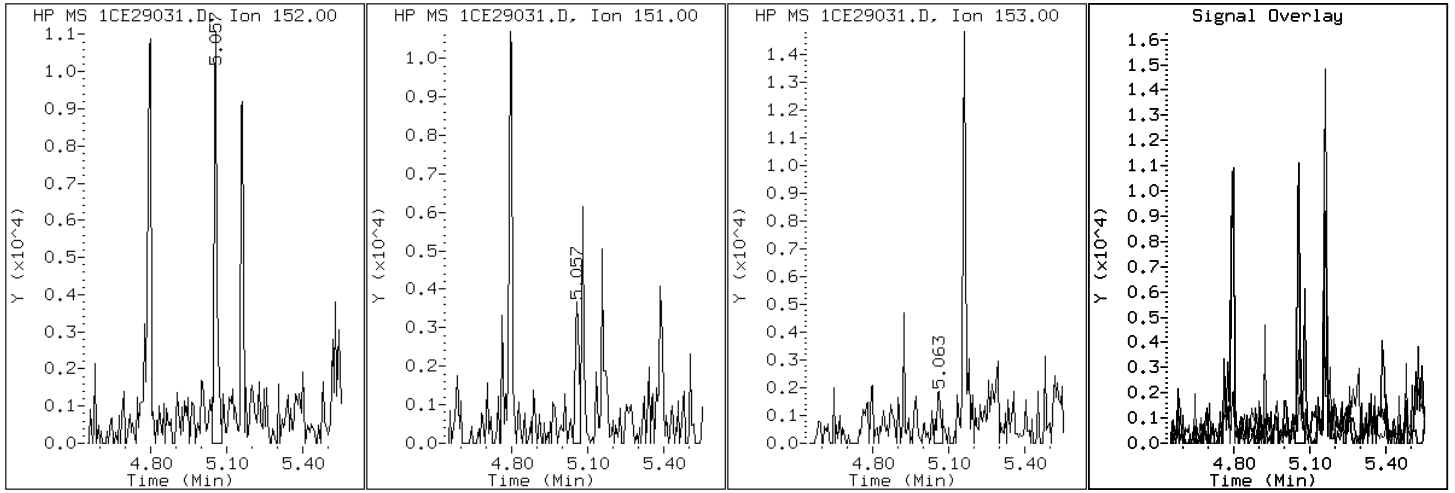
Client ID: CV0747A-CS

Instrument: BSMC5973.i

Sample Info: 680-90622-a-16-a

Operator: SCC

5 Acenaphthylene



Data File: 1CE29031.D

Date: 29-MAY-2013 22:41

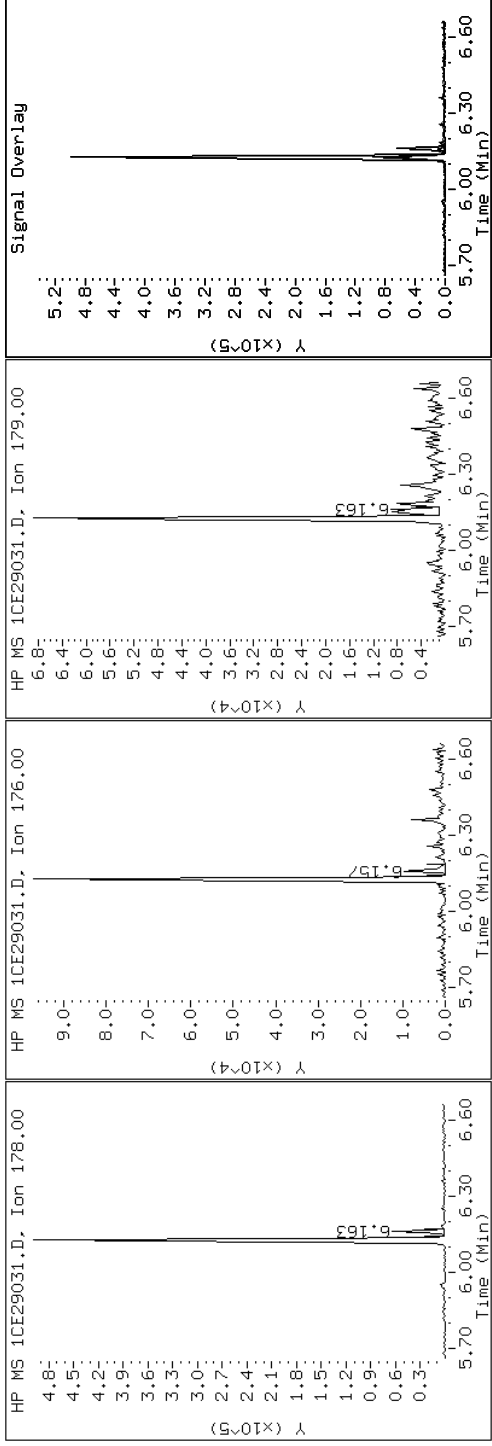
Client ID: CV0747A-CS

Instrument: BSMC5973.i

Sample Info: 680-90622-a-16-a

Operator: SCC

12 Anthracene



Data File: 1CE29031.D

Date: 29-MAY-2013 22:41

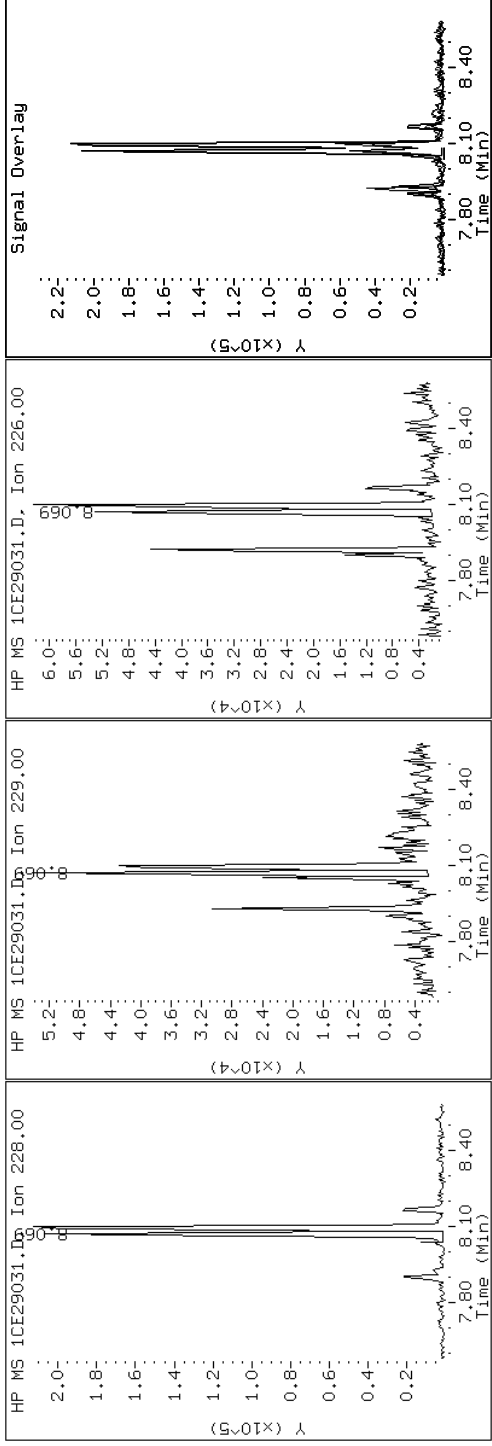
Client ID: CV0747A-CS

Instrument: BSMC5973.i

Sample Info: 680-90622-a-16-a

Operator: SCC

17 Benzo(a)anthracene



Data File: 1CE29031.D

Date: 29-MAY-2013 22:41

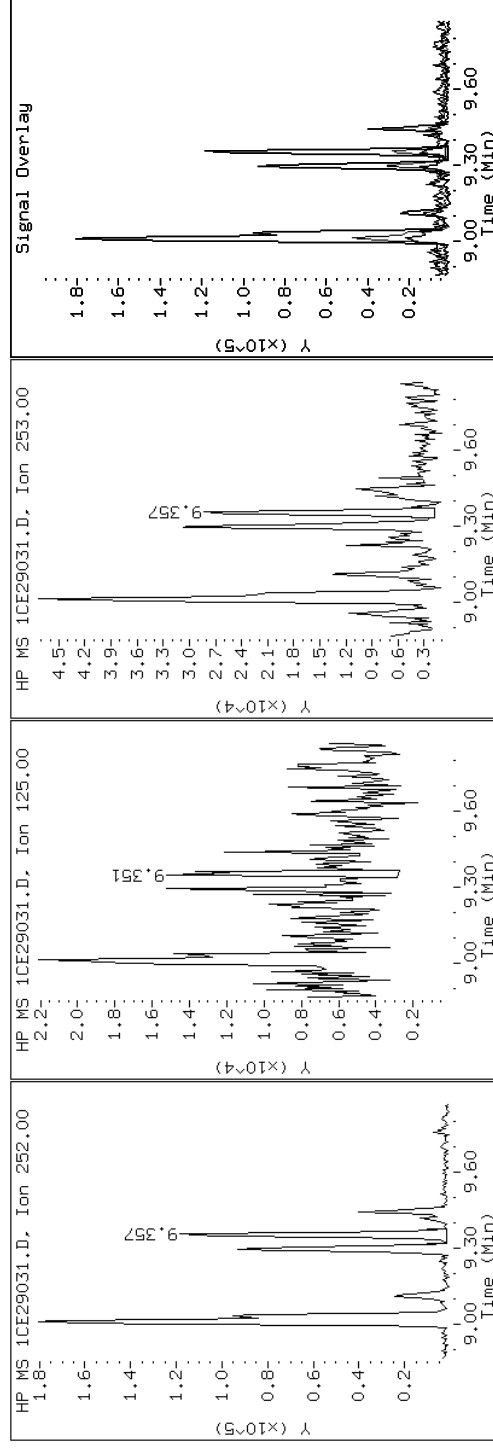
Client ID: CV0747A-CS

Instrument: BSMC5973.i

Sample Info: 680-90622-a-16-a

Operator: SCC

### 22 Benzo(a)pyrene



Data File: 1CE29031.D

Date: 29-MAY-2013 22:41

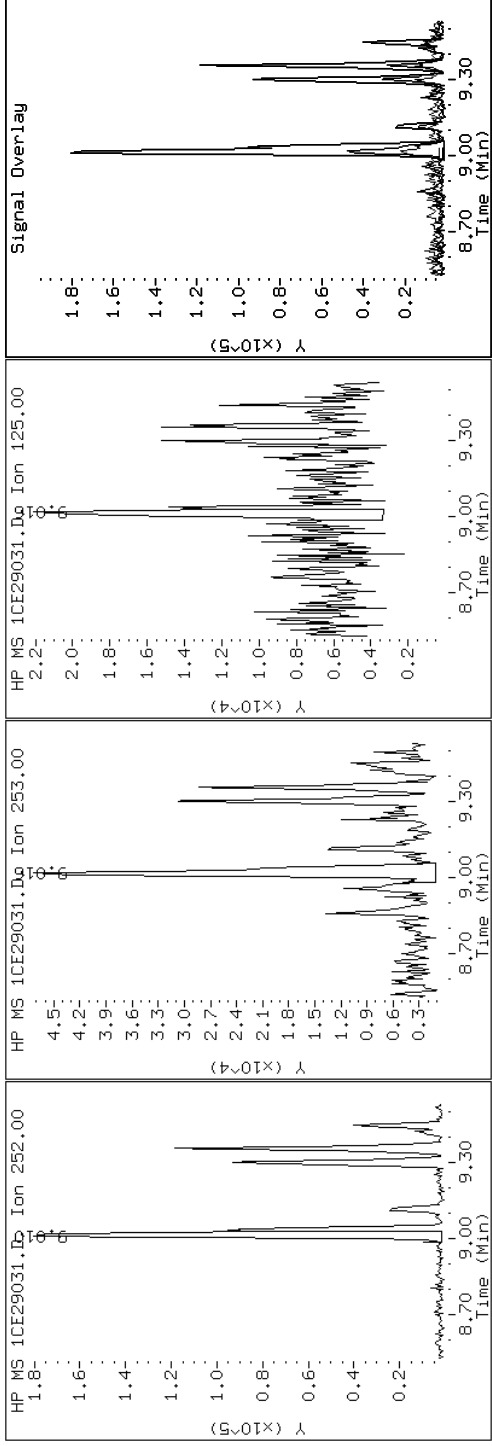
Client ID: CV0747A-CS

Instrument: BSMC5973.i

Sample Info: 680-90622-a-16-a

Operator: SCC

20 Benzo(b)fluoranthene





Data File: 1CE29031.D

Date: 29-MAY-2013 22:41

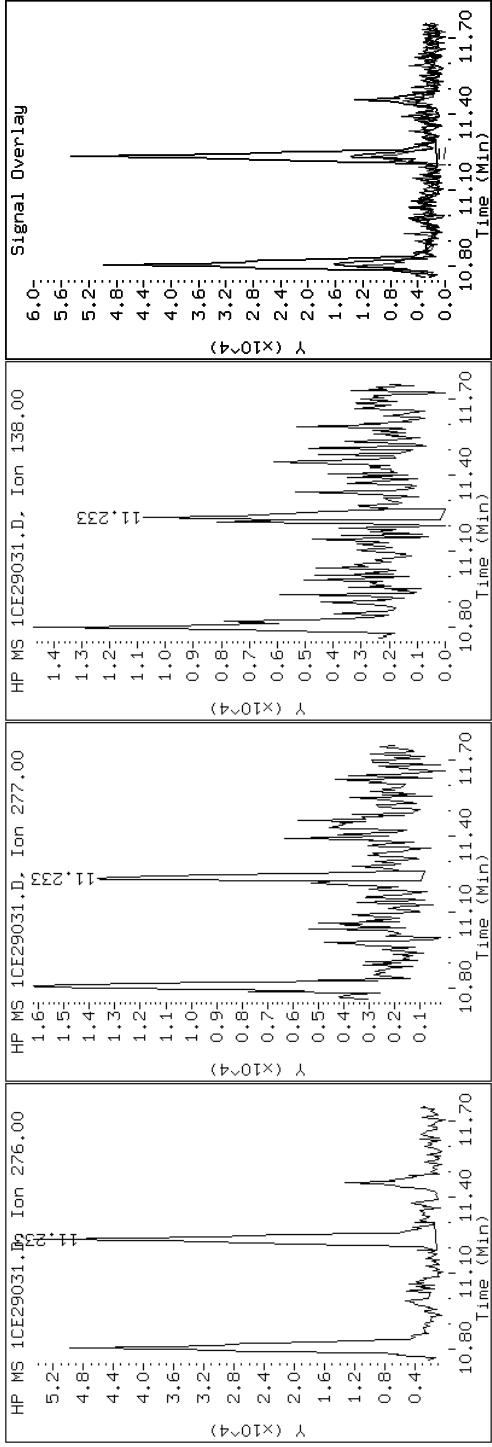
Client ID: CV0747A-CS

Instrument: BSMC5973.i

Sample Info: 680-90622-a-16-a

Operator: SCC

26 Benzo(g,h,i)perylene



Data File: 1CE29031.D

Date: 29-MAY-2013 22:41

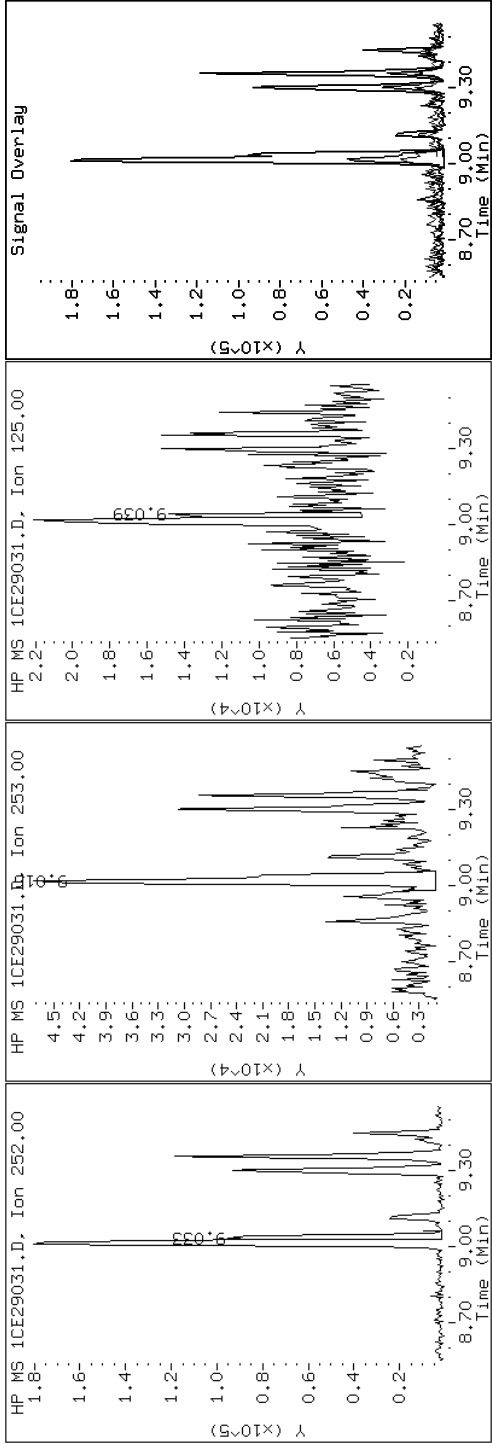
Client ID: CV0747A-CS

Instrument: BSMC5973.i

Sample Info: 680-90622-a-16-a

Operator: SCC

21 Benzo(k)fluoranthene



Data File: 1CE29031.D

Date: 29-MAY-2013 22:41

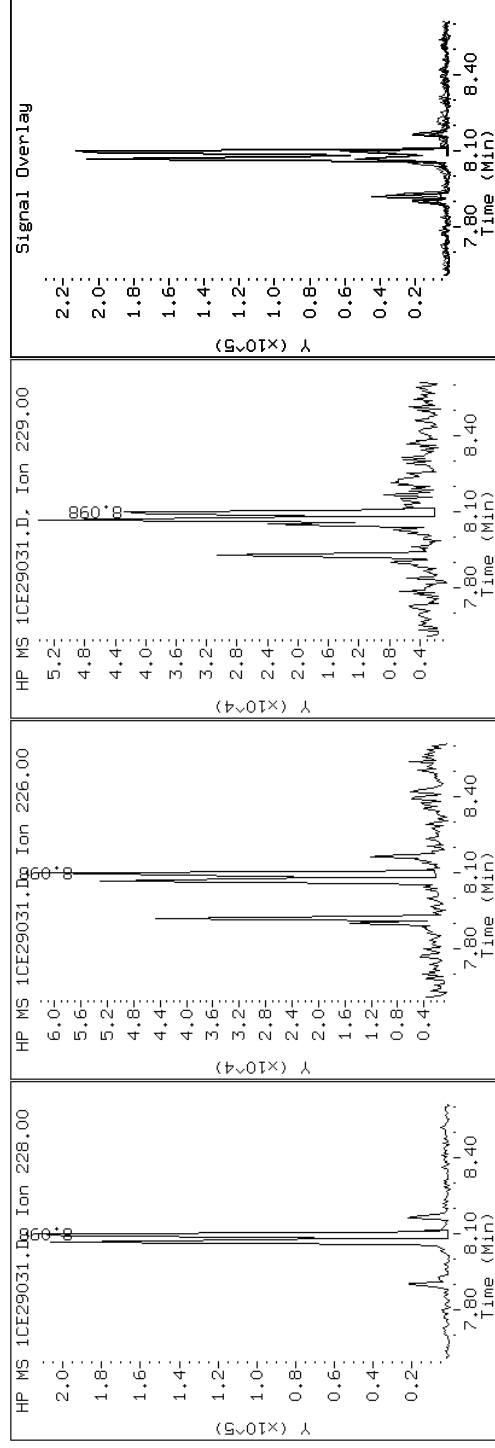
Client ID: CV0747A-CS

Instrument: BSMC5973.i

Sample Info: 680-90622-a-16-a

Operator: SCC

19 Chrysene



Data File: 1CE29031.D

Date: 29-MAY-2013 22:41

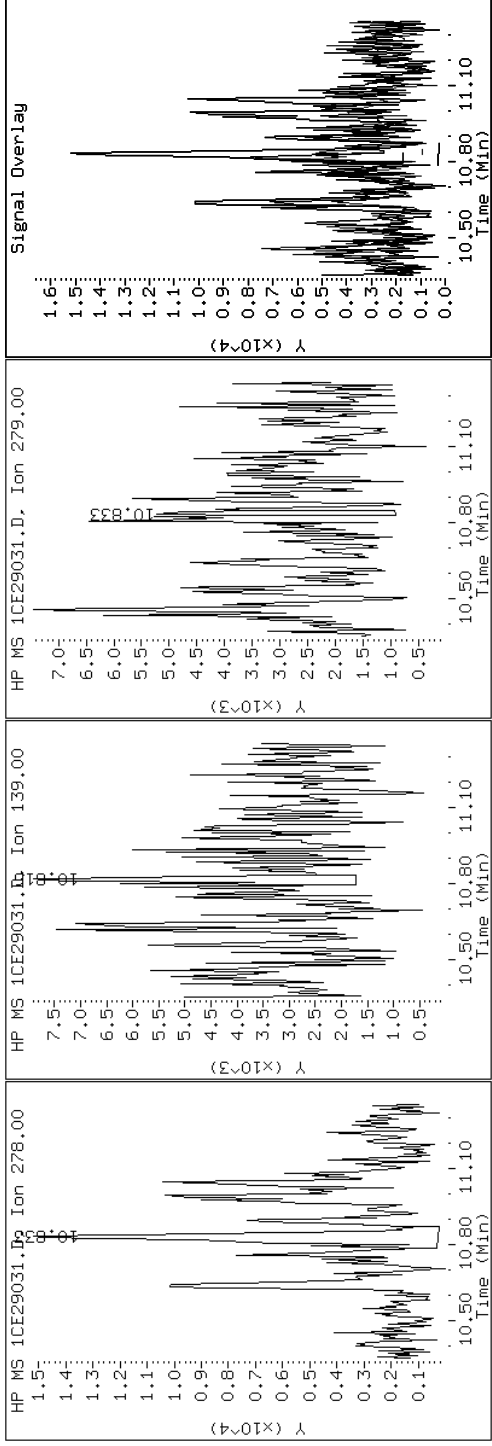
Client ID: CV0747A-CS

Instrument: BSMC5973.i

Sample Info: 680-90622-a-16-a

Operator: SCC

25 Dibenzo(a,h)anthracene



Data File: 1CE29031.D

Date: 29-MAY-2013 22:41

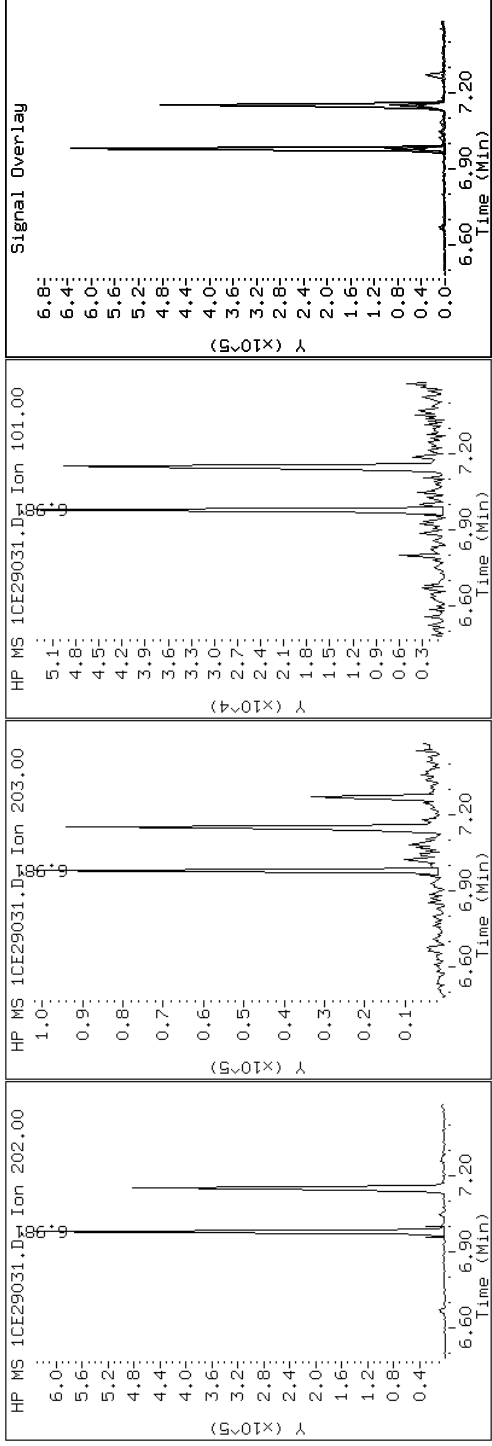
Client ID: CV0747A-CS

Instrument: BSMC5973.i

Sample Info: 680-90622-a-16-a

Operator: SCC

15 Fluoranthene



Data File: 1CE29031.D

Date: 29-MAY-2013 22:41

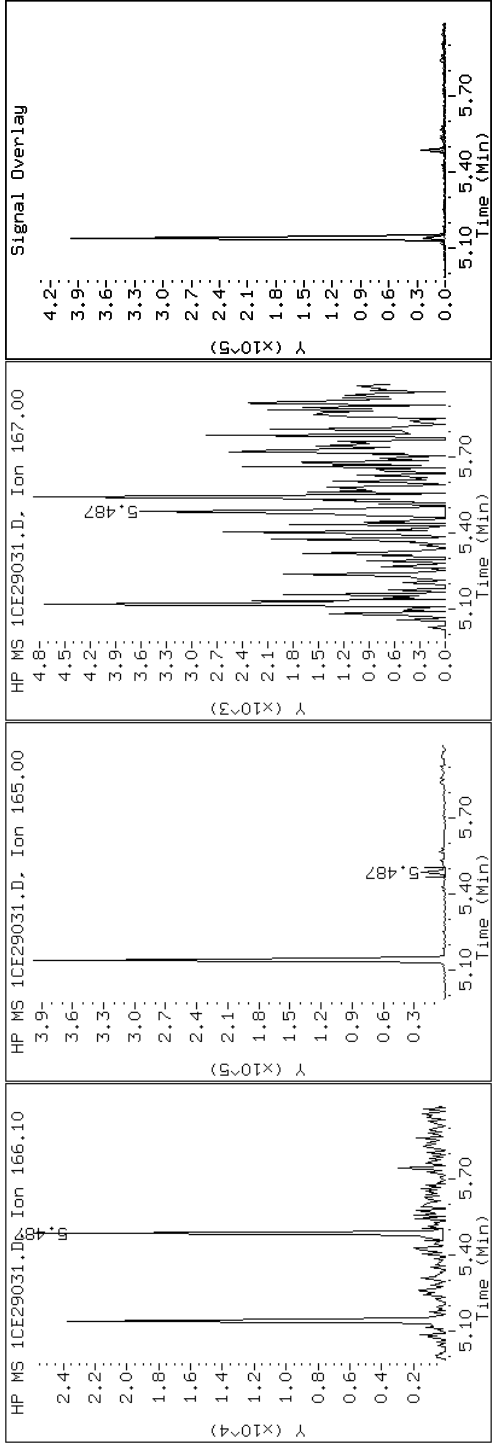
Client ID: CV0747A-CS

Instrument: BSMC5973.i

Sample Info: 680-90622-a-16-a

Operator: SCC

9 Fluorene



Data File: 1CE29031.D

Date: 29-MAY-2013 22:41

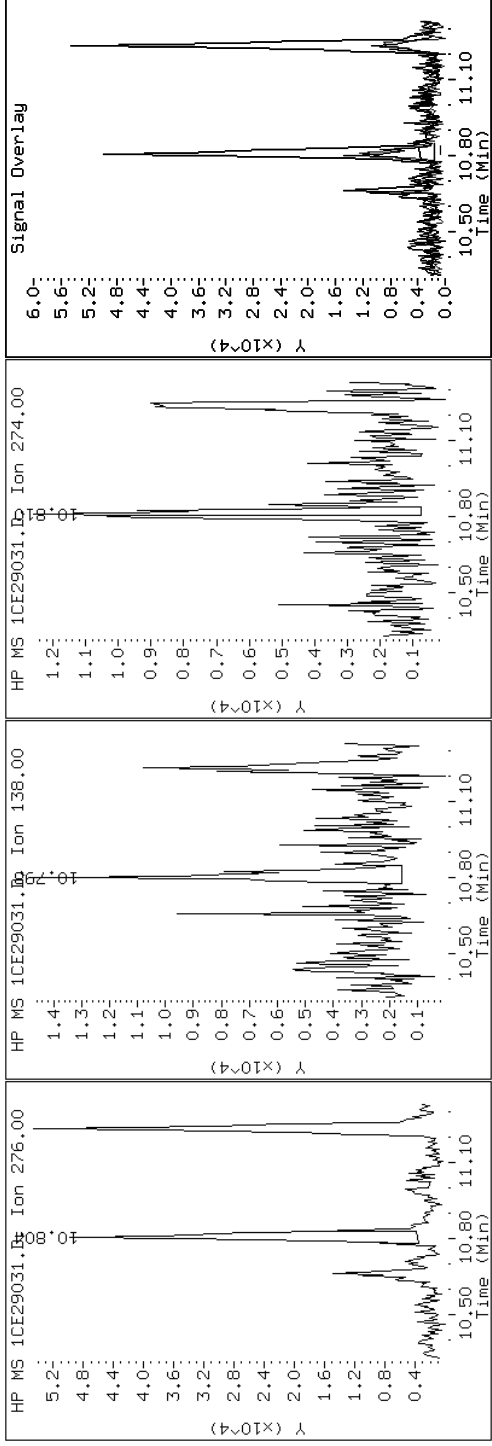
Client ID: CV0747A-CS

Instrument: BSMC5973.i

Sample Info: 680-90622-a-16-a

Operator: SCC

24 Indeno(1,2,3-cd)pyrene



Data File: 1CE29031.D

Date: 29-MAY-2013 22:41

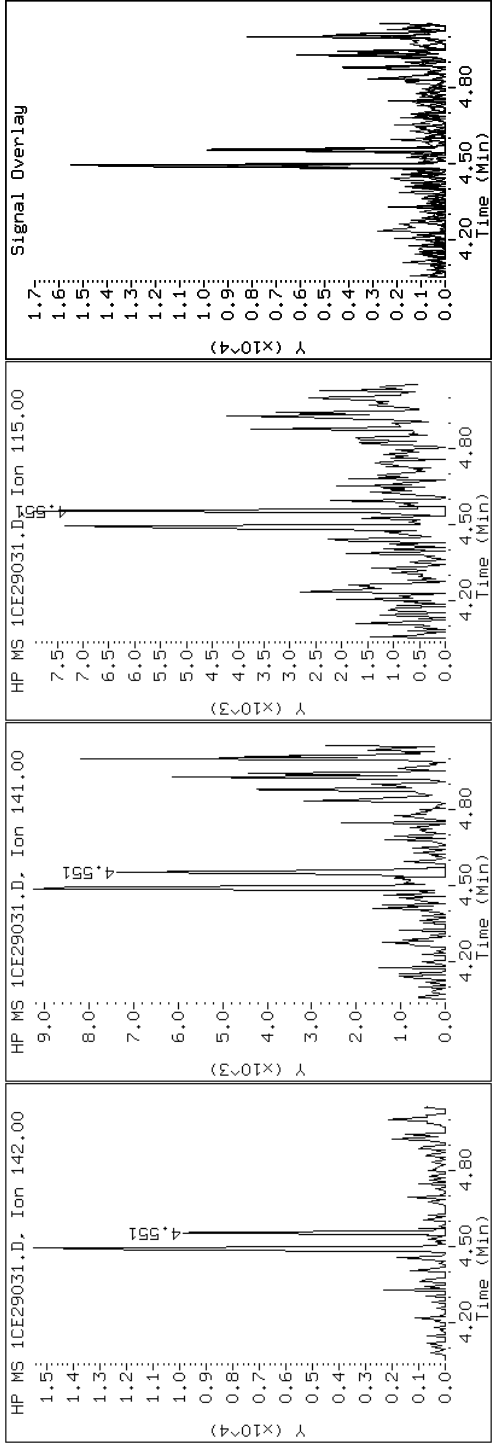
Client ID: CV0747A-CS

Instrument: BSMC5973.i

Sample Info: 680-90622-a-16-a

Operator: SCC

4 1-Methylnaphthalene





Data File: 1CE29031.D

Date: 29-MAY-2013 22:41

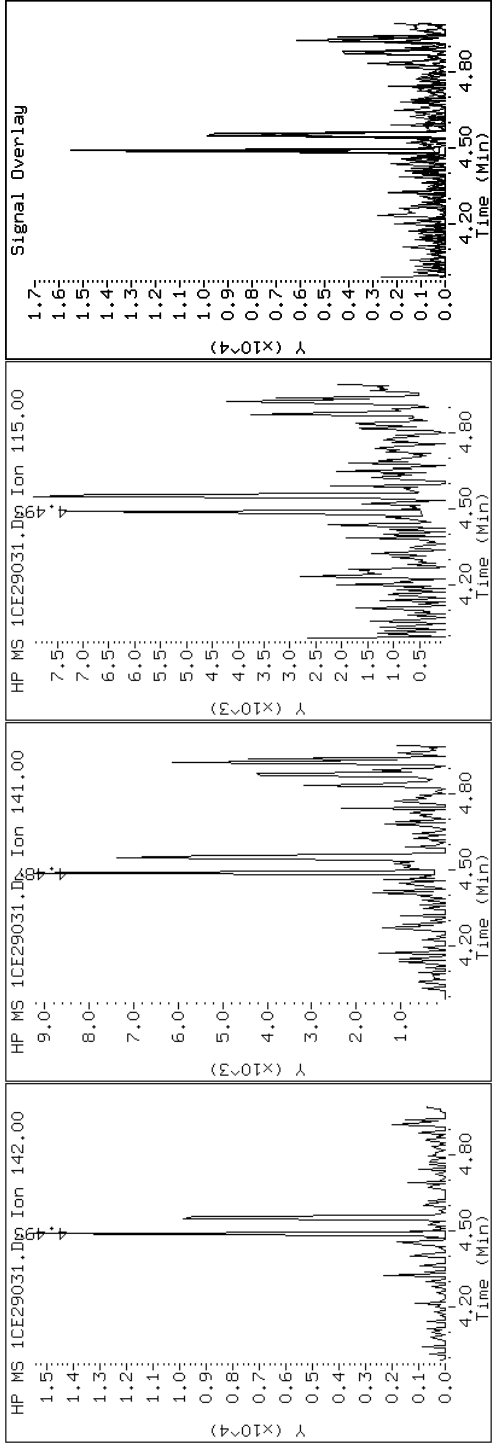
Client ID: CV0747A-CS

Instrument: BSMC5973.i

Sample Info: 680-90622-a-16-a

Operator: SCC

### 3 2-Methylnaphthalene



Data File: 1CE29031.D

Date: 29-MAY-2013 22:41

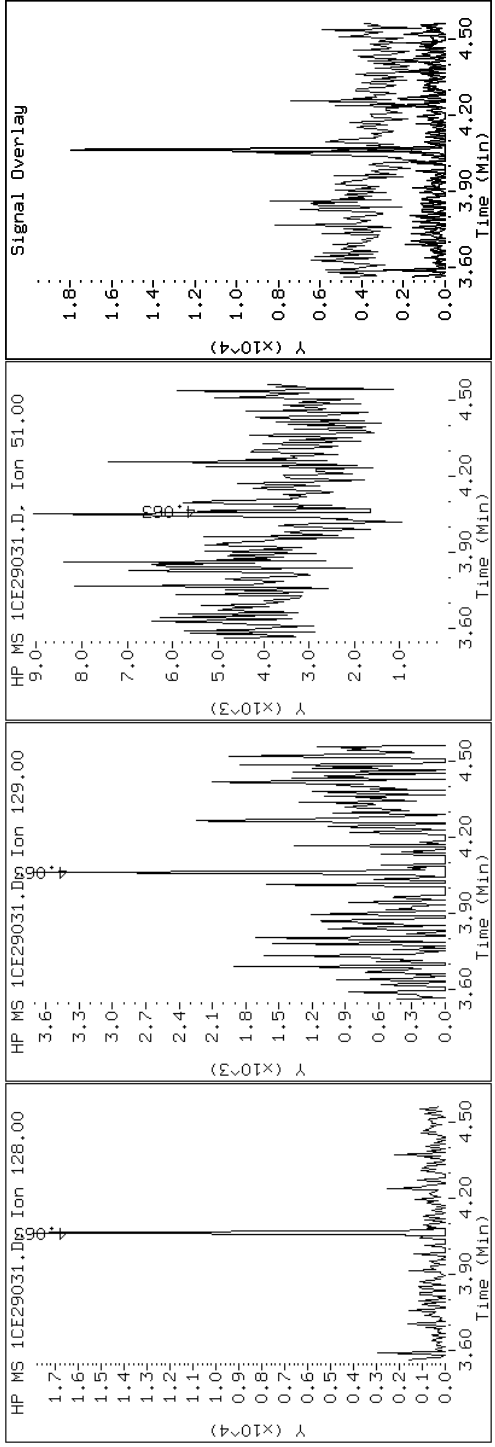
Client ID: CV0747A-CS

Instrument: BSMC5973.i

Sample Info: 680-90622-a-16-a

Operator: SCC

2 Naphthalene



Data File: 1CE29031.D

Date: 29-MAY-2013 22:41

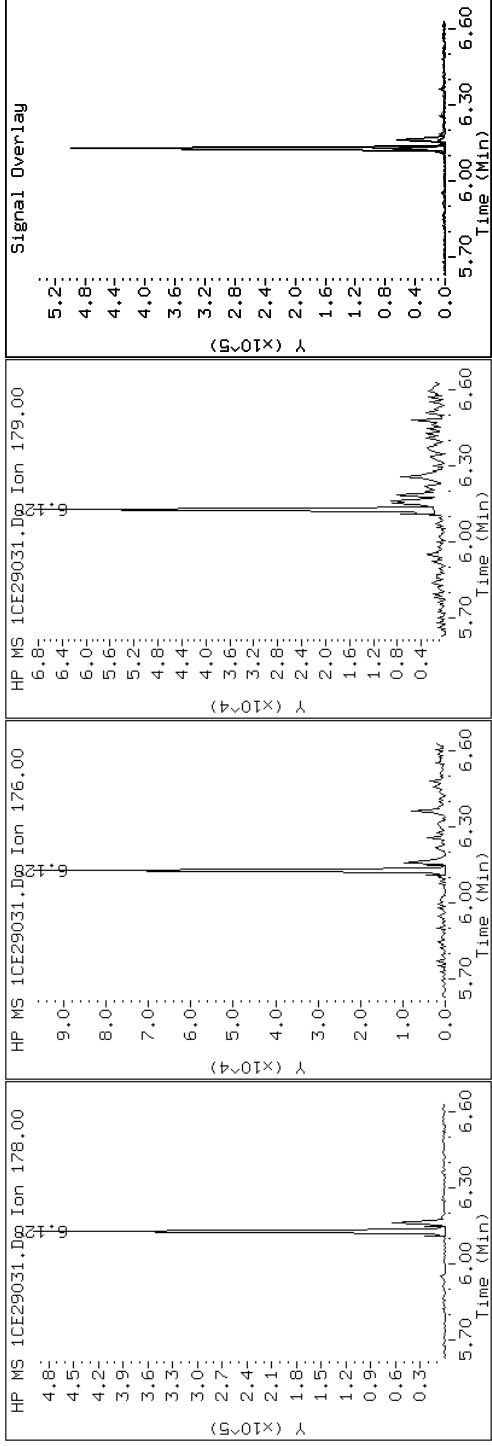
Client ID: CV0747A-CS

Instrument: BSMC5973.i

Sample Info: 680-90622-a-16-a

Operator: SCC

11 Phenanthrene



Data File: 1CE29031.D

Date: 29-MAY-2013 22:41

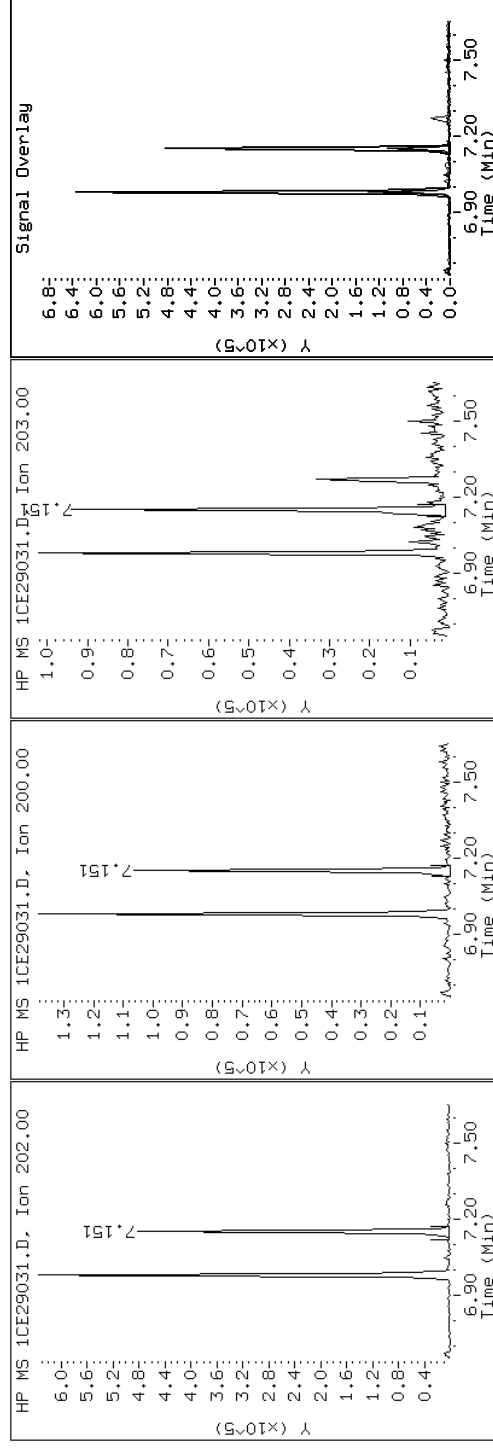
Client ID: CV0747A-CS

Instrument: BSMC5973.i

Sample Info: 680-90622-a-16-a

Operator: SCC

### 16 Pyrene

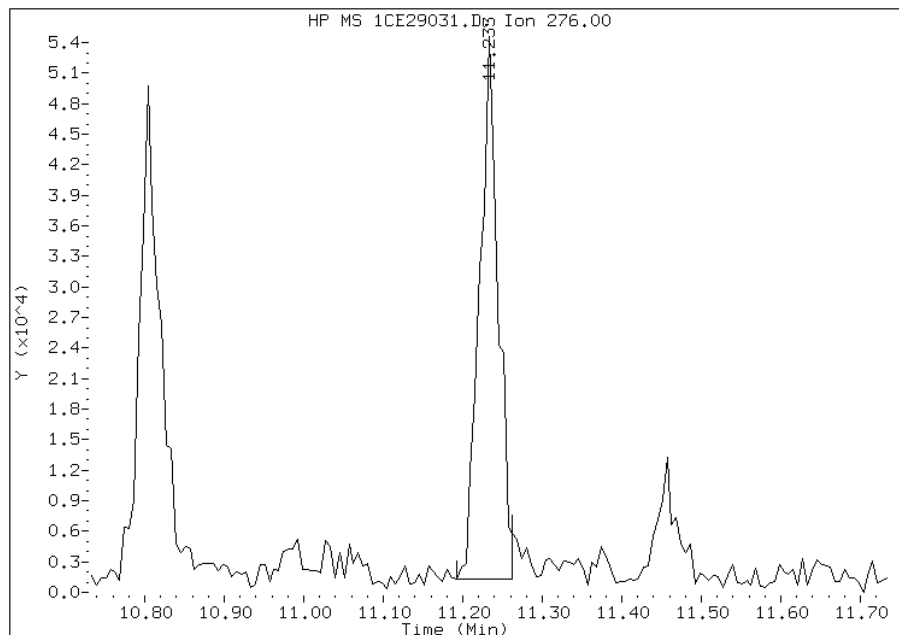


# Manual Integration Report

Data File: 1CE29031.D  
Inj. Date and Time: 29-MAY-2013 22:41  
Instrument ID: BSMC5973.i  
Client ID: CV0747A-CS  
Compound: 26 Benzo(g,h,i)perylene  
CAS #: 191-24-2  
Report Date: 06/03/2013

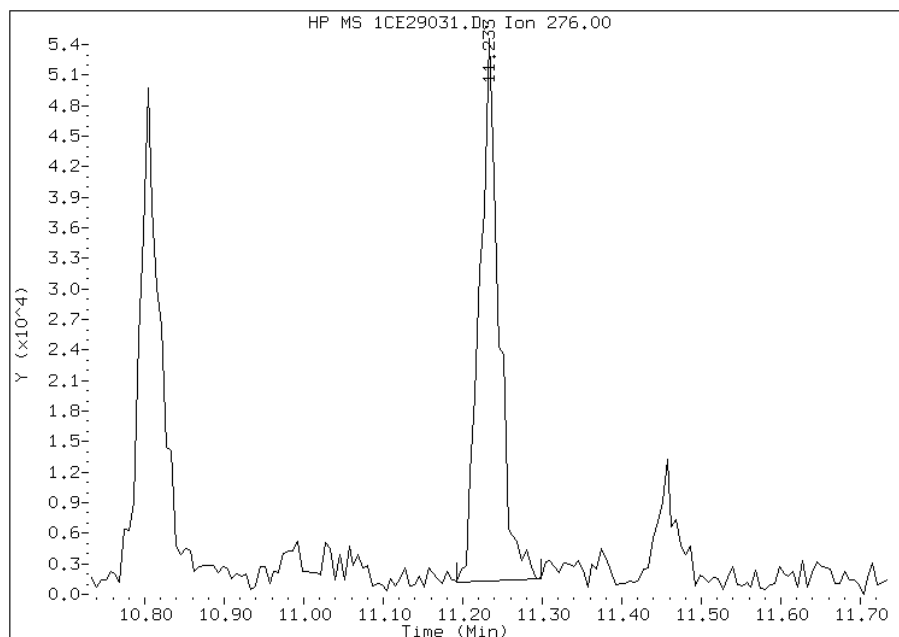
## Processing Integration Results

RT: 11.23  
Response: 87014  
Amount: 1  
Conc: 357



## Manual Integration Results

RT: 11.23  
Response: 90428  
Amount: 1  
Conc: 371



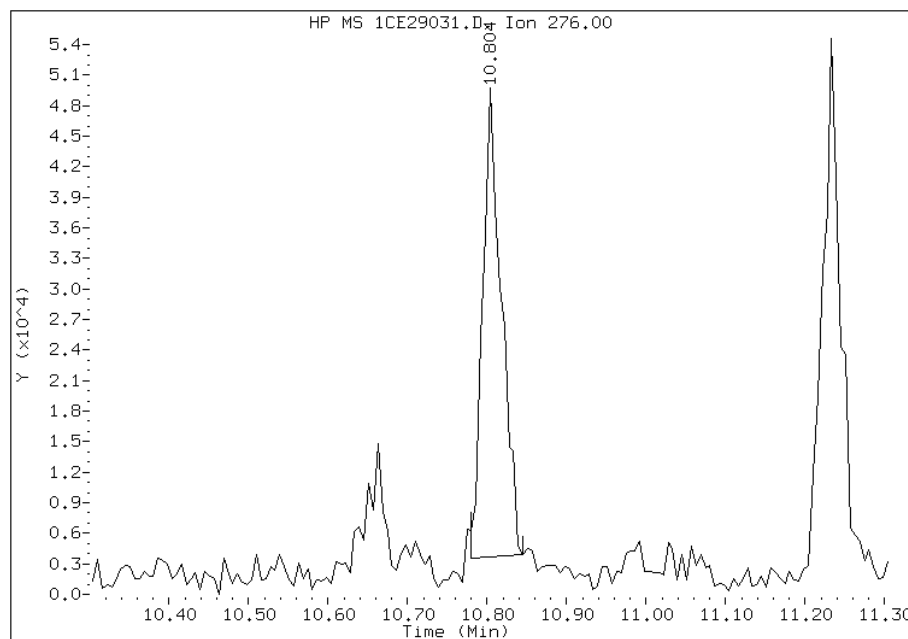
Manually Integrated By: cantins  
Modification Date: 03-Jun-2013 13:54  
Manual Integration Reason: Baseline Event

# Manual Integration Report

Data File: 1CE29031.D  
Inj. Date and Time: 29-MAY-2013 22:41  
Instrument ID: BSMC5973.i  
Client ID: CV0747A-CS  
Compound: 24 Indeno(1,2,3-cd)pyrene  
CAS #: 193-39-5  
Report Date: 06/03/2013

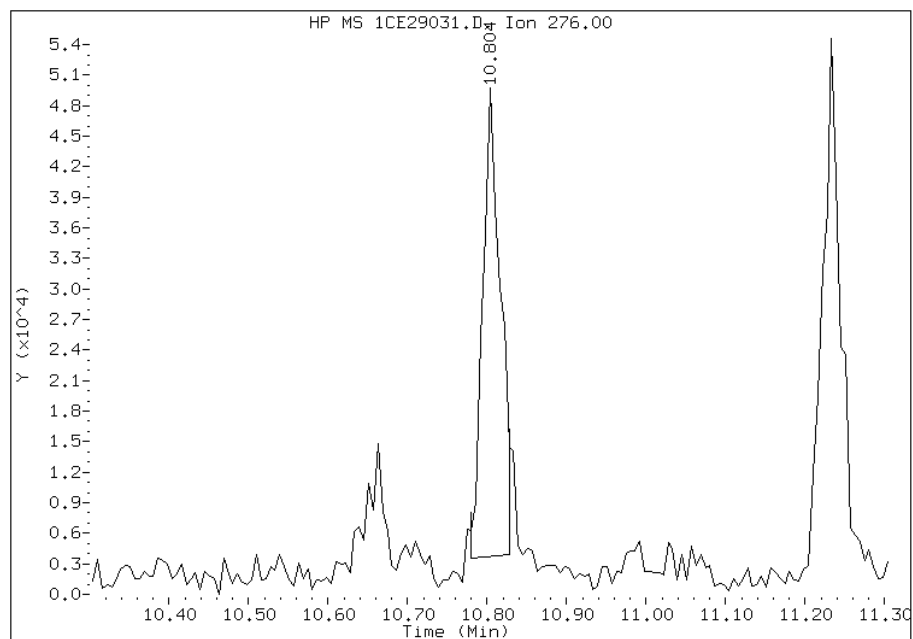
## Processing Integration Results

RT: 10.80  
Response: 74943  
Amount: 1  
Conc: 323



## Manual Integration Results

RT: 10.80  
Response: 71068  
Amount: 1  
Conc: 309



Manually Integrated By: cantins  
Modification Date: 03-Jun-2013 13:54  
Manual Integration Reason: Split Peak

FORM I  
GC/MS SEMI VOA ORGANICS ANALYSIS DATA SHEET

Lab Name: TestAmerica Tampa Job No.: 680-90622-1  
 SDG No.: 68090622-1  
 Client Sample ID: CV0747A-CSD Lab Sample ID: 680-90622-17  
 Matrix: Solid Lab File ID: 1CE29032.D  
 Analysis Method: 8270C LL Date Collected: 05/21/2013 08:55  
 Extract. Method: 3546 Date Extracted: 05/24/2013 06:38  
 Sample wt/vol: 15.04(g) Date Analyzed: 05/29/2013 22:59  
 Con. Extract Vol.: 1(mL) Dilution Factor: 1  
 Injection Volume: 1(uL) Level: (low/med) Low  
 % Moisture: 29.9 GPC Cleanup: (Y/N) N  
 Analysis Batch No.: 137885 Units: ug/Kg

CAS NO.	COMPOUND NAME	RESULT	Q	RL	MDL
83-32-9	Acenaphthene	28	J	140	28
208-96-8	Acenaphthylene	29	J	57	7.1
120-12-7	Anthracene	71		12	6.0
56-55-3	Benzo[a]anthracene	360		11	5.6
50-32-8	Benzo[a]pyrene	320		15	7.4
205-99-2	Benzo[b]fluoranthene	580		17	8.7
191-24-2	Benzo[g,h,i]perylene	240		28	6.3
207-08-9	Benzo[k]fluoranthene	260		11	5.1
218-01-9	Chrysene	410		13	6.4
53-70-3	Dibenz(a,h)anthracene	74		28	5.8
206-44-0	Fluoranthene	830		28	5.7
86-73-7	Fluorene	33		28	5.8
193-39-5	Indeno[1,2,3-cd]pyrene	190		28	10
90-12-0	1-Methylnaphthalene	53	J	57	6.3
91-57-6	2-Methylnaphthalene	95		57	10
91-20-3	Naphthalene	72		57	6.3
85-01-8	Phenanthrene	380	B	11	5.6
129-00-0	Pyrene	660		28	5.3

CAS NO.	SURROGATE	%REC	Q	LIMITS
84-15-1	o-Terphenyl	66		30-130

TestAmerica Laboratories

Semivolatle 8270C low level PAH

Data file : \\tam-chemsvr\chem\SM\BSMC5973.i\1C052913.b\1CE29032.D  
 Lab Smp Id: 680-90622-A-17-A Client Smp ID: CV0747A-CSD  
 Inj Date : 29-MAY-2013 22:59  
 Operator : SCC Inst ID: BSMC5973.i  
 Smp Info : 680-90622-a-17-a  
 Misc Info : 680-90622-A-17-A  
 Comment :  
 Method : \\tam-chemsvr\chem\SM\BSMC5973.i\1C052913.b\a-bFASTPAHi-m.m  
 Meth Date : 30-May-2013 11:17 cantins Quant Type: ISTD  
 Cal Date : 22-MAY-2013 18:05 Cal File: 1CE22020.D  
 Als bottle: 30  
 Dil Factor: 1.00000  
 Integrator: HP RTE Compound Sublist: pah.sub  
 Target Version: 4.14  
 Processing Host: TAM1000

Concentration Formula:

$$\text{Amt} * \text{DF} * 1/\text{Vi} * \text{Vt}/\text{Ws} * 100/(100 - \text{M}) * \text{A} * \text{B} * \text{C} * \text{D} * \text{GPC} * \text{CpndVariable}$$

Name	Value	Description
DF	1.000	Dilution Factor
Vi	1.000	Injection Volume
Vt	1.000	Final Volume
Ws	15.040	Weight Extracted
M	29.938	% Moisture
A	1000.000	uL to mL conversion
B	1000.000	g to kg conversion
C	0.00100	ng to ug conversion
D	1.000	ug to mg conversion(value = 1 if no conv)
GPC	1.000	GPC FACTOR
Cpnd Variable		Local Compound Variable

Compounds	QUANT	SIG	MASS	RT	EXP RT	REL RT	RESPONSE	CONCENTRATIONS	
								ON-COLUMN	FINAL
								(ug/ml)	(ug/Kg)
* 1 Naphthalene-d8	136		4.051	4.051	(1.000)	3200461	40.0000		
* 6 Acenaphthene-d10	164		5.139	5.140	(1.000)	2113981	40.0000		
* 10 Phenanthrene-d10	188		6.110	6.110	(1.000)	3864436	40.0000		
\$ 14 o-Terphenyl	230		6.363	6.363	(1.041)	396065	6.57936	624.3832	
* 18 Chrysene-d12	240		8.074	8.086	(1.000)	4232494	40.0000		
* 23 Perylene-d12	264		9.421	9.433	(1.000)	4147373	40.0000		
2 Naphthalene	128		4.063	4.062	(1.003)	68782	0.76157	72.2727	
3 2-Methylnaphthalene	142		4.492	4.493	(1.109)	50132	1.00072	94.9686	
4 1-Methylnaphthalene	142		4.557	4.551	(1.125)	27657	0.56113	53.2516	
5 Acenaphthylene	152		5.051	5.051	(0.983)	24873	0.30692	29.1267	
7 Acenaphthene	154		5.163	5.163	(1.005)	14831	0.29183	27.6948	
9 Fluorene	166		5.486	5.487	(1.068)	22682	0.34979	33.1950	
11 Phenanthrene	178		6.127	6.128	(1.003)	452664	3.96476	376.2570	
12 Anthracene	178		6.163	6.163	(1.009)	78910	0.74603	70.7986	



Compounds	QUANT SIG		CONCENTRATIONS				
	MASS	RT	EXP RT	REL RT	RESPONSE	ON-COLUMN (ug/ml)	FINAL (ug/Kg)
-----	----	----	-----	-----	-----	-----	-----
13 Carbazole	167	6.263	6.263	(1.025)	83260	0.95764	90.8800
15 Fluoranthene	202	6.980	6.981	(1.142)	1018860	8.73066	828.5415
16 Pyrene	202	7.151	7.151	(0.886)	791127	6.92207	656.9061
17 Benzo(a)anthracene	228	8.068	8.081	(0.999)	436989	3.74427	355.3317
19 Chrysene	228	8.098	8.109	(1.003)	502901	4.27984	406.1574
20 Benzo(b)fluoranthene	252	9.015	9.028	(0.957)	624338	6.12704	581.4572(M)
21 Benzo(k)fluoranthene	252	9.027	9.051	(0.958)	316931	2.78473	264.2719(M)
22 Benzo(a)pyrene	252	9.357	9.369	(0.993)	337734	3.34164	317.1224
24 Indeno(1,2,3-cd)pyrene	276	10.809	10.827	(1.147)	206464	2.01975	191.6747(M)
25 Dibenzo(a,h)anthracene	278	10.833	10.850	(1.150)	69145	0.78111	74.1273
26 Benzo(g,h,i)perylene	276	11.239	11.256	(1.193)	243444	2.52667	239.7811(M)

QC Flag Legend

M - Compound response manually integrated.

Data File: 1CE29032.D

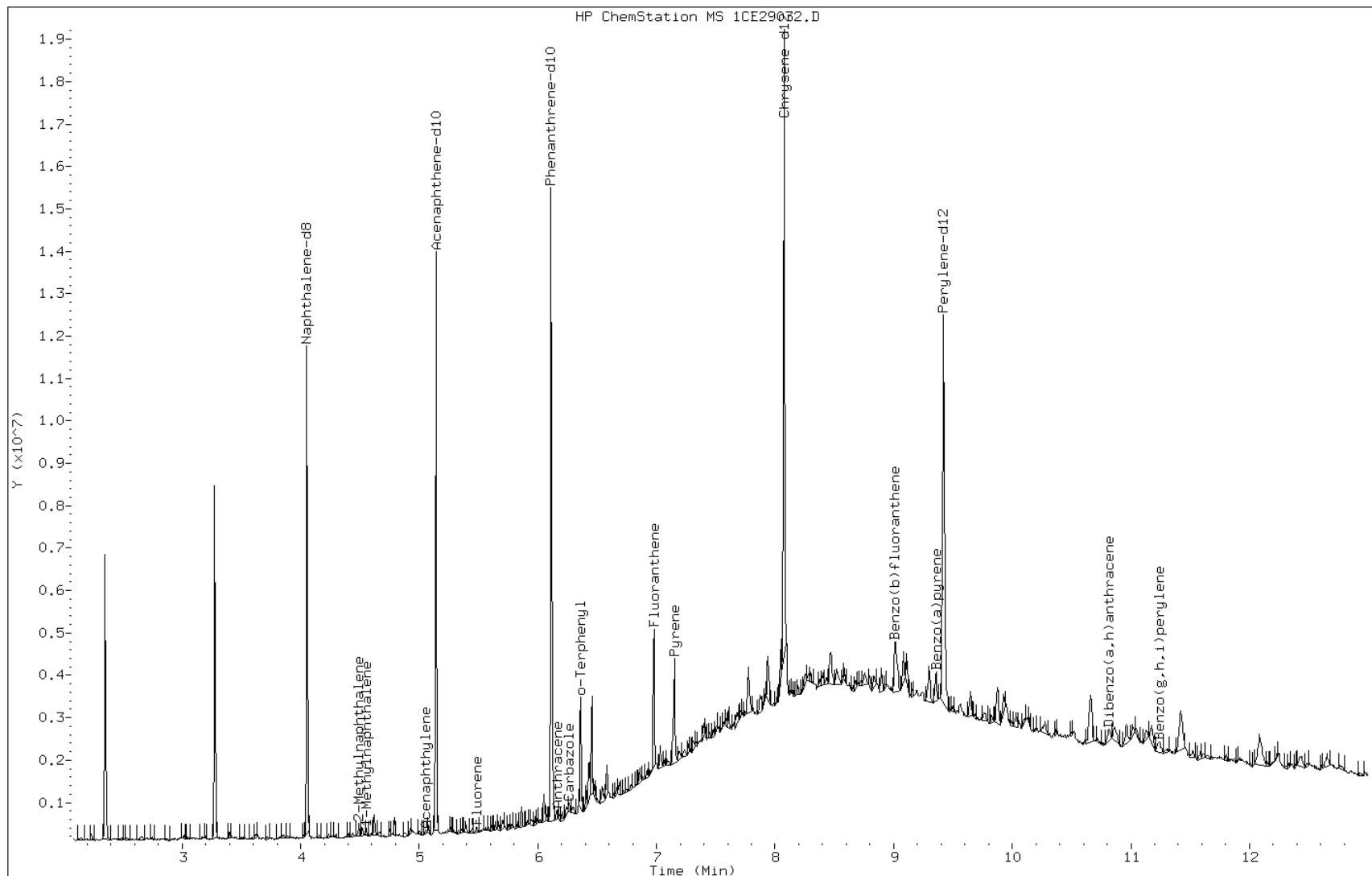
Date: 29-MAY-2013 22:59

Client ID: CV0747A-CSD

Sample Info: 680-90622-a-17-a

Instrument: BSMC5973.i

Operator: SCC



Data File: 1CE29032.D

Date: 29-MAY-2013 22:59

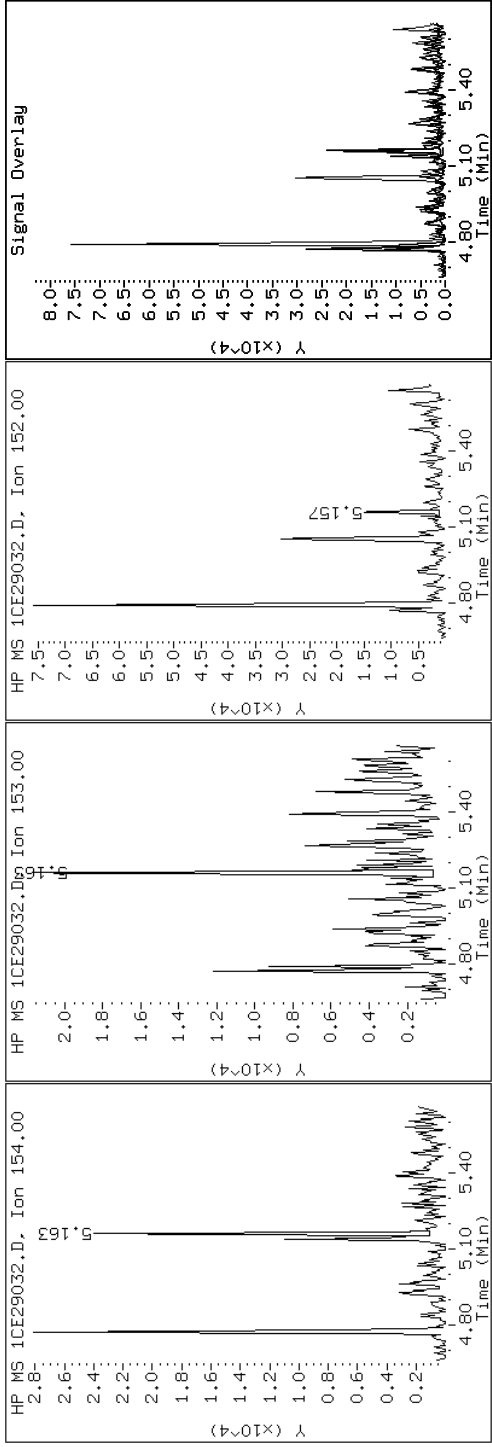
Client ID: CV0747A-CSD

Instrument: BSMC5973.i

Sample Info: 680-90622-a-17-a

Operator: SCC

7 Acenaphthene



Data File: 1CE29032.D

Date: 29-MAY-2013 22:59

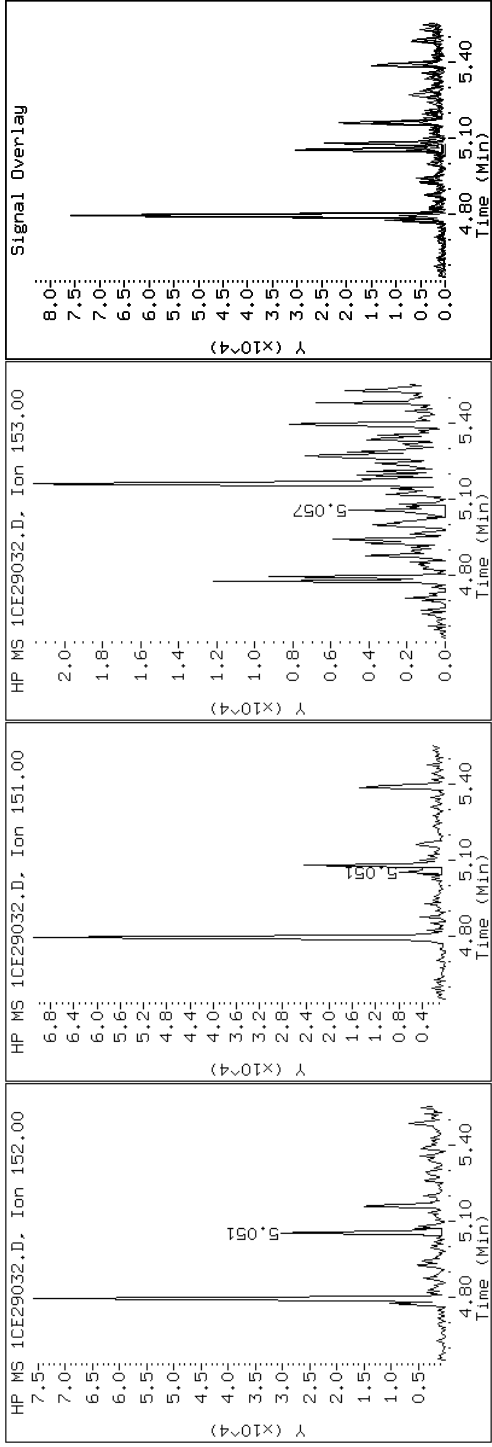
Client ID: CV0747A-CSD

Instrument: BSMC5973.i

Sample Info: 680-90622-a-17-a

Operator: SCC

5 Acenaphthylene



Data File: 1CE29032.D

Date: 29-MAY-2013 22:59

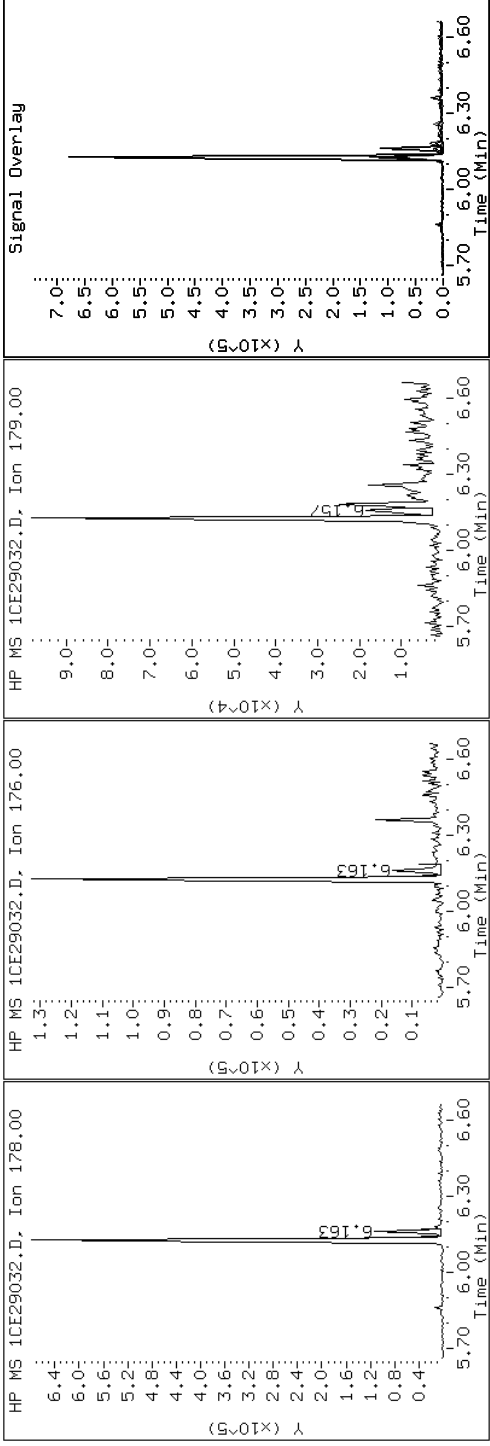
Client ID: CV0747A-CSD

Instrument: BSMC5973.i

Sample Info: 680-90622-a-17-a

Operator: SCC

12 Anthracene



Data File: 1CE29032.D

Date: 29-MAY-2013 22:59

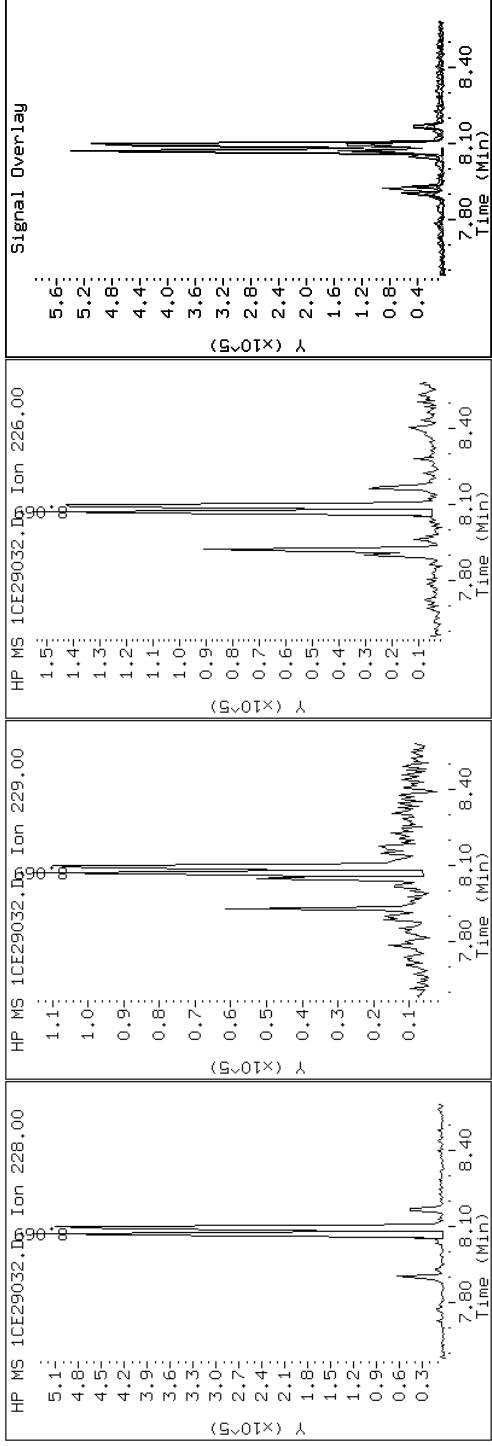
Client ID: CV0747A-CSD

Instrument: BSMC5973.i

Sample Info: 680-90622-a-17-a

Operator: SCC

17 Benzo(a)anthracene



Data File: 1CE29032.D

Date: 29-MAY-2013 22:59

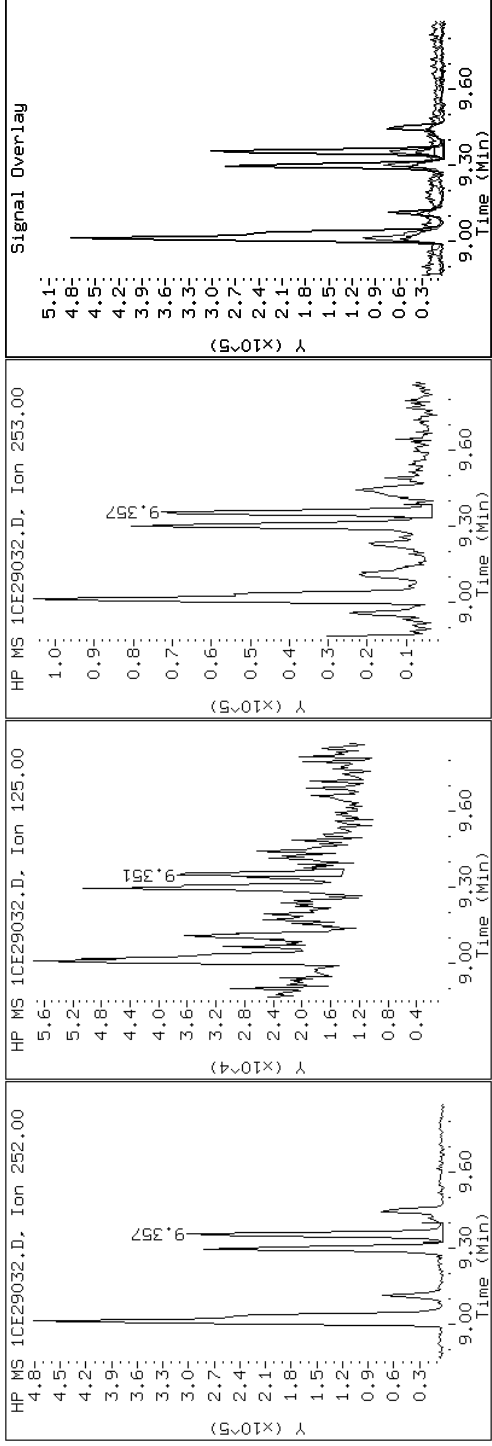
Client ID: CV0747A-CSD

Instrument: BSMC5973.i

Sample Info: 680-90622-a-17-a

Operator: SCC

22 Benzo(a)pyrene



Data File: 1CE29032.D

Date: 29-MAY-2013 22:59

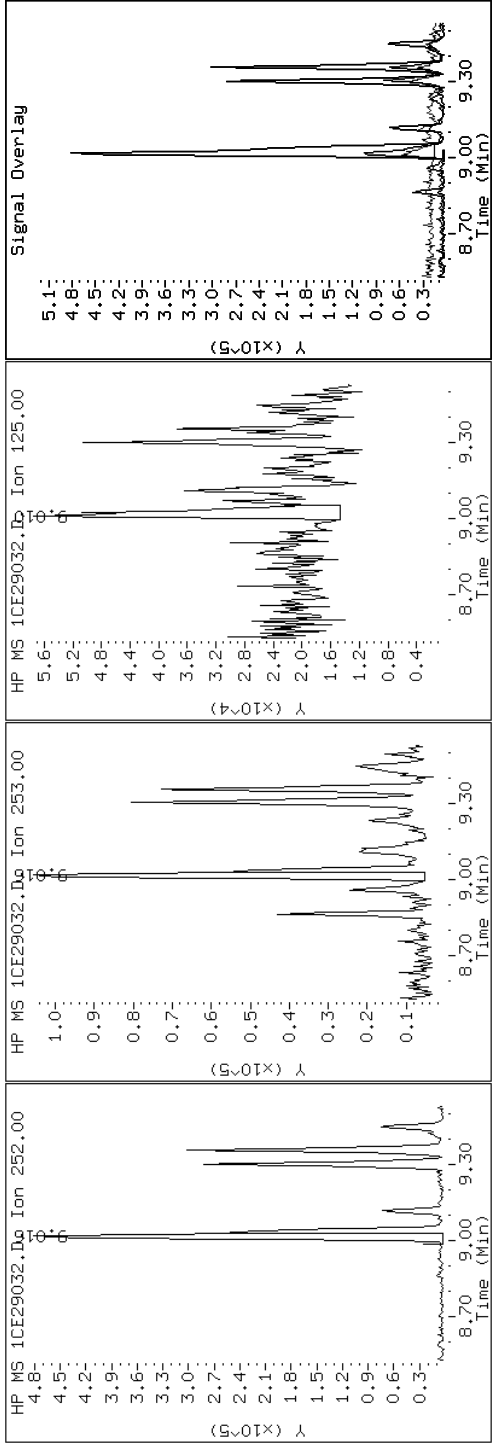
Client ID: CV0747A-CSD

Instrument: BSMC5973.i

Sample Info: 680-90622-a-17-a

Operator: SCC

20 Benzo(b)fluoranthene





Data File: 1CE29032.D

Date: 29-MAY-2013 22:59

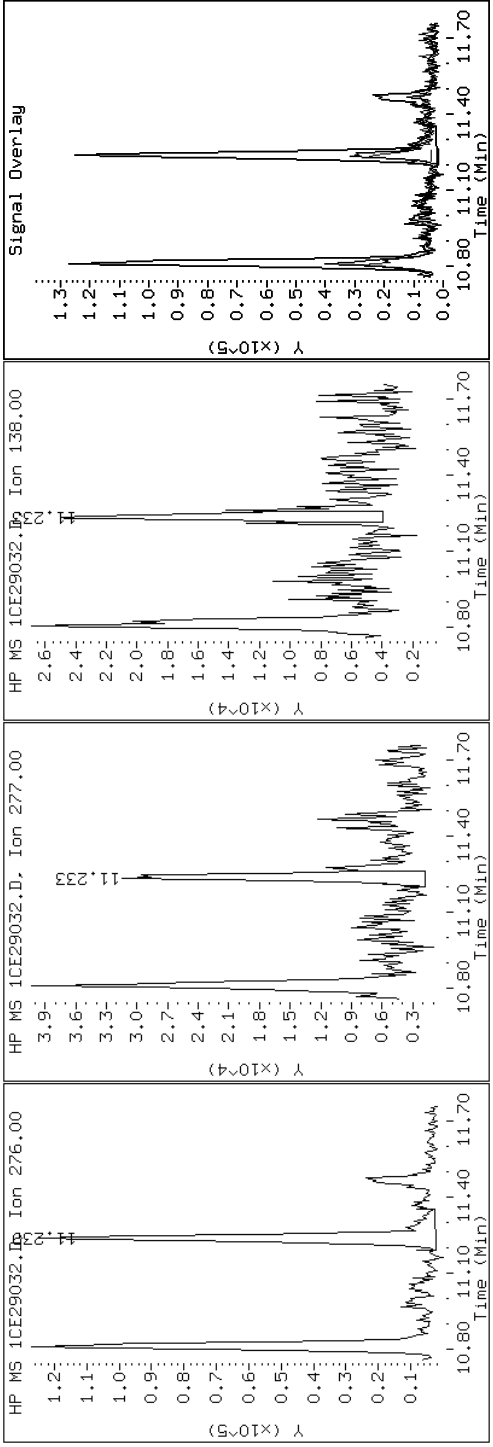
Client ID: CV0747A-CSD

Instrument: BSMC5973.i

Sample Info: 680-90622-a-17-a

Operator: SCC

26 Benzo(g,h,i)perylene



Data File: 1CE29032.D

Date: 29-MAY-2013 22:59

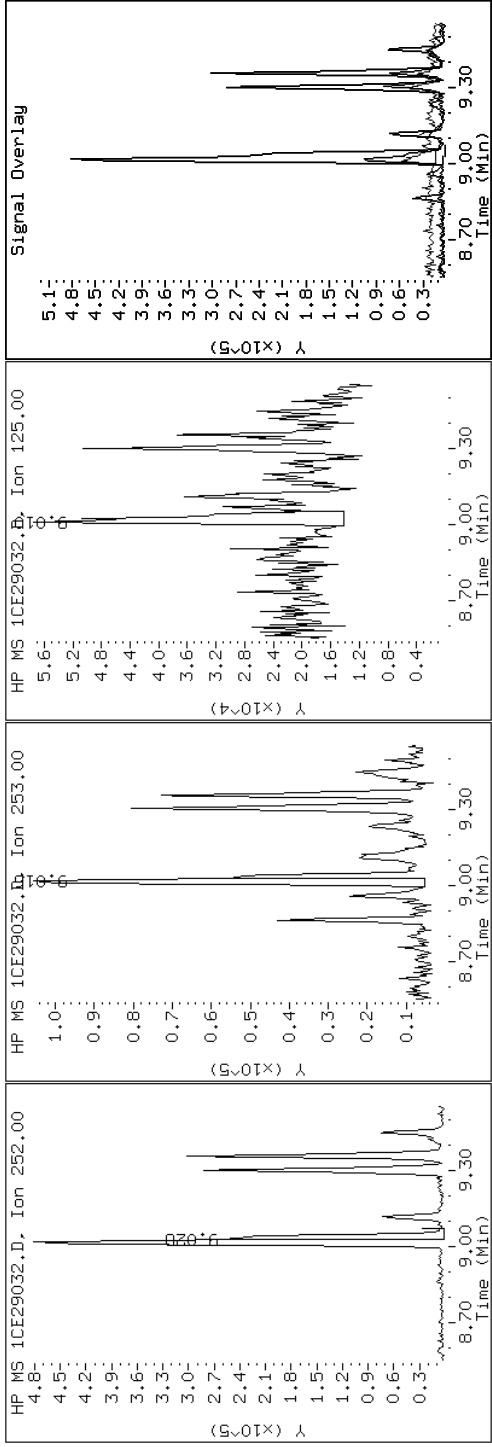
Client ID: CV0747A-CSD

Instrument: BSMC5973.i

Sample Info: 680-90622-a-17-a

Operator: SCC

21 Benzo(k)fluoranthene



Data File: 1CE29032.D

Date: 29-MAY-2013 22:59

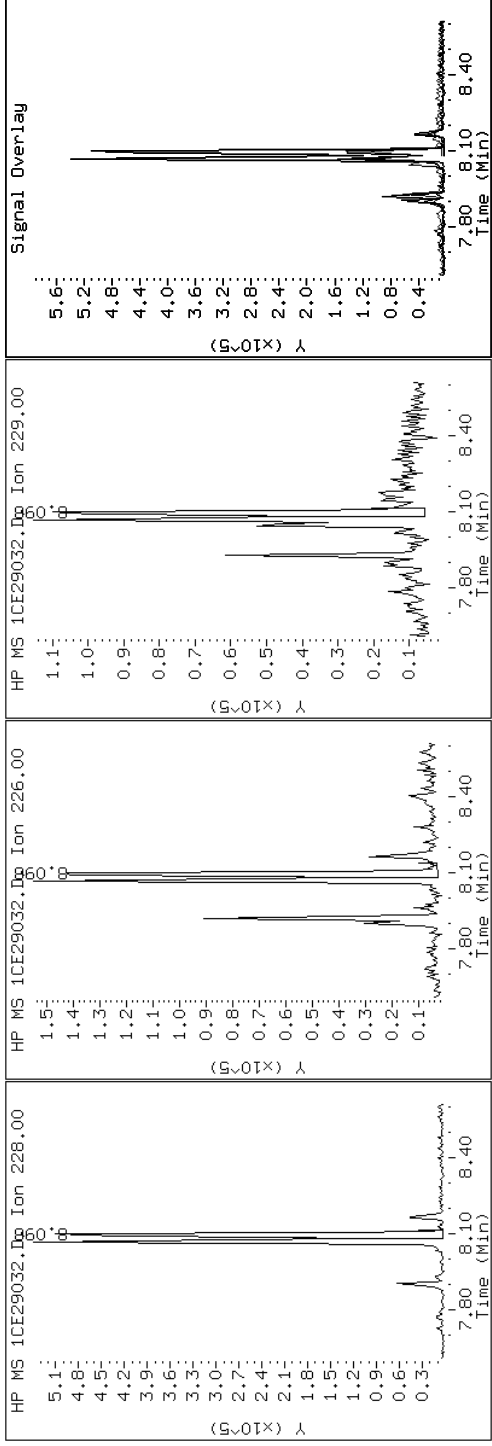
Client ID: CV0747A-CSD

Instrument: BSMC5973.i

Sample Info: 680-90622-a-17-a

Operator: SCC

19 Chrysene



Data File: 1CE29032.D

Date: 29-MAY-2013 22:59

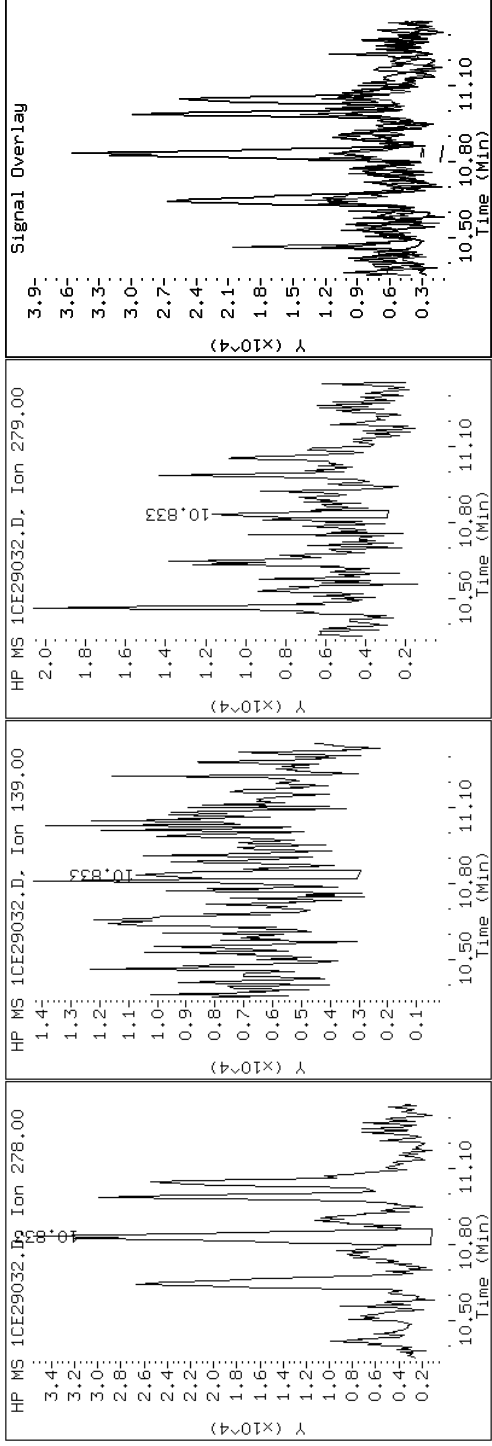
Client ID: CV0747A-CSD

Instrument: BSMC5973.i

Sample Info: 680-90622-a-17-a

Operator: SCC

25 Dibenzo(a,h)anthracene



Data File: 1CE29032.D

Date: 29-MAY-2013 22:59

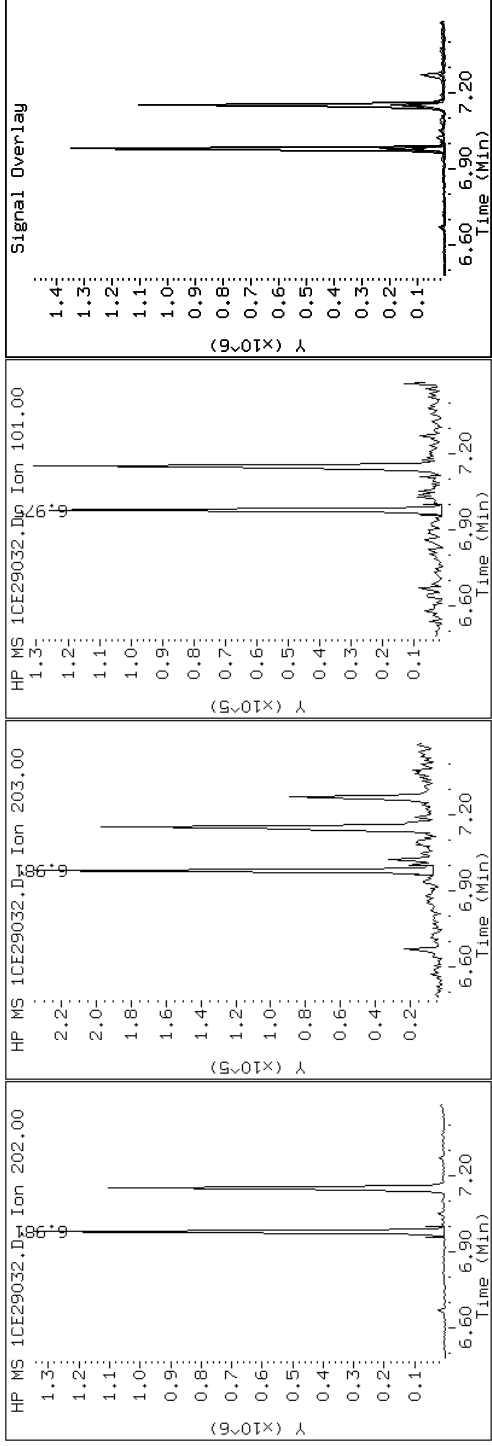
Client ID: CV0747A-CSD

Instrument: BSMC5973.i

Sample Info: 680-90622-a-17-a

Operator: SCC

15 Fluoranthene



Data File: 1CE29032.D

Date: 29-MAY-2013 22:59

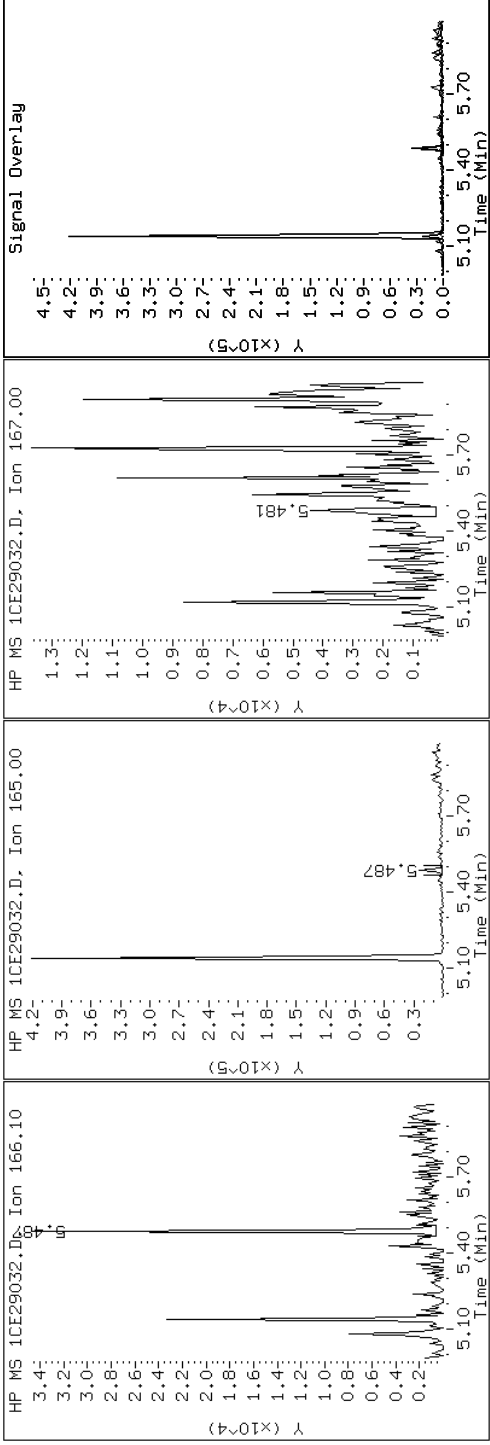
Client ID: CV0747A-CSD

Instrument: BSMC5973.i

Sample Info: 680-90622-a-17-a

Operator: SCC

9 Fluorene



Data File: 1CE29032.D

Date: 29-MAY-2013 22:59

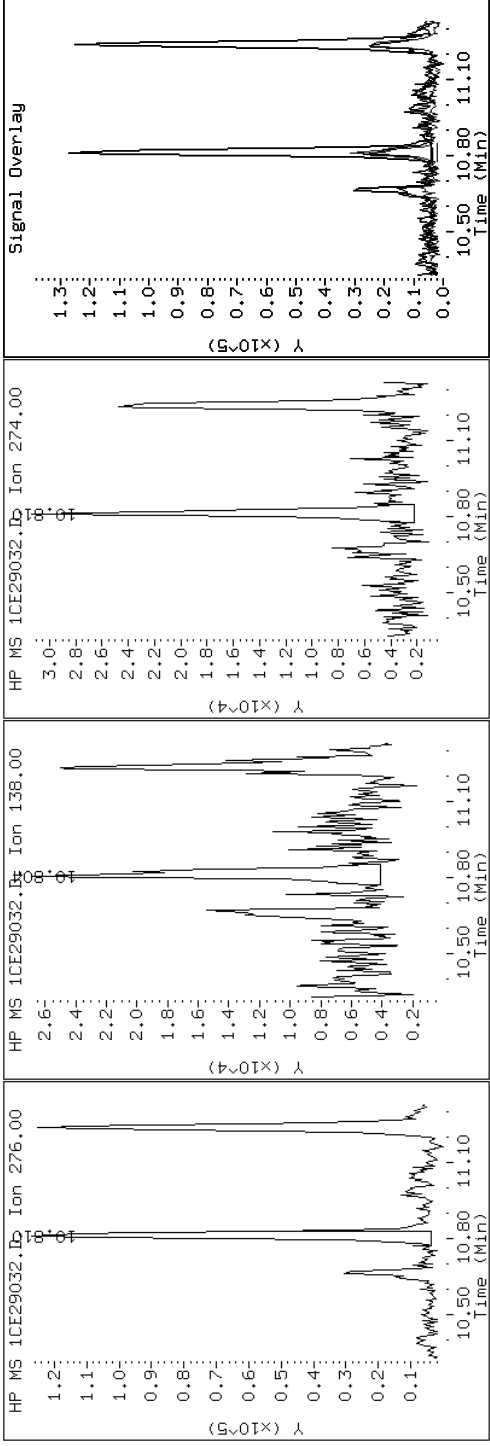
Client ID: CV0747A-CSD

Instrument: BSMC5973.i

Sample Info: 680-90622-a-17-a

Operator: SCC

24 Indeno(1,2,3-cd)pyrene



Data File: 1CE29032.D

Date: 29-MAY-2013 22:59

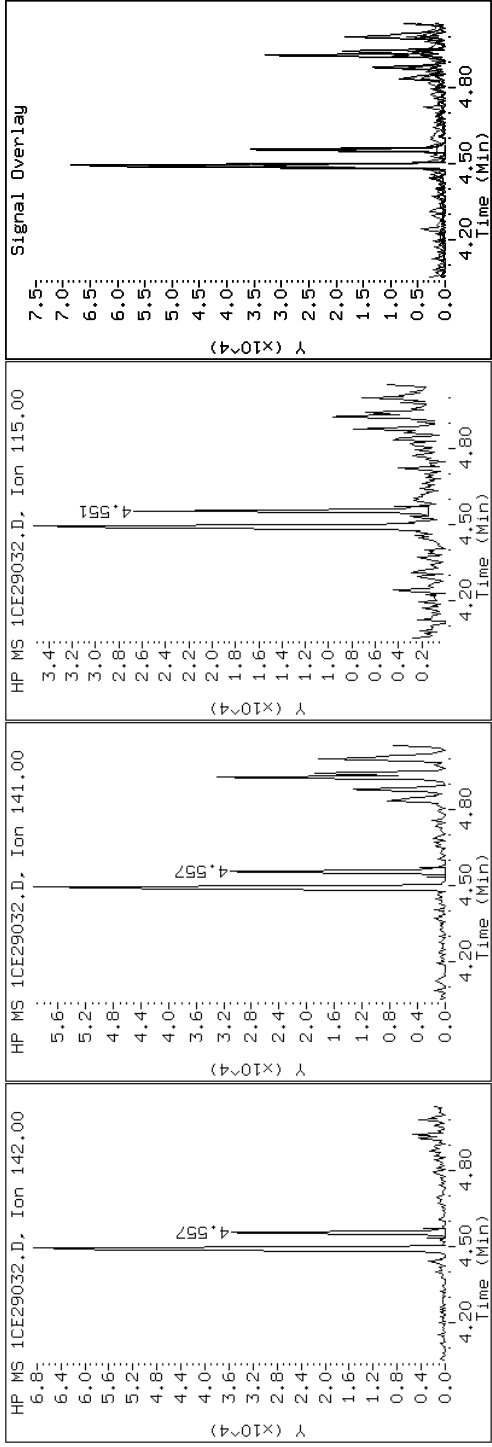
Client ID: CV0747A-CSD

Instrument: BSMC5973.i

Sample Info: 680-90622-a-17-a

Operator: SCC

4 1-Methylnaphthalene





Data File: 1CE29032.D

Date: 29-MAY-2013 22:59

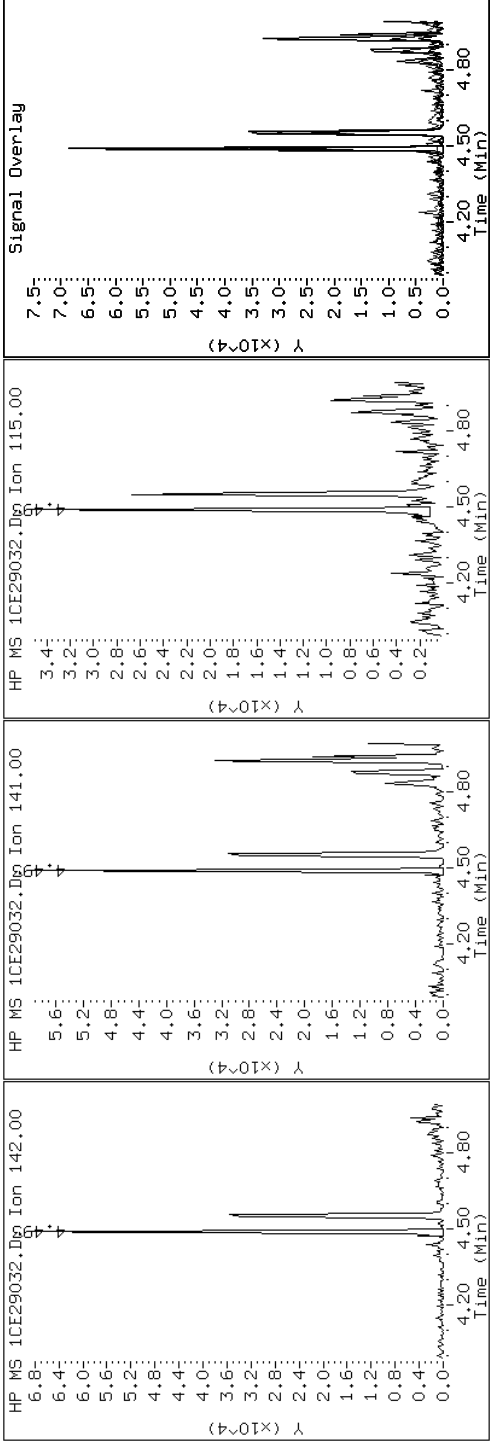
Client ID: CV0747A-CSD

Instrument: BSMC5973.i

Sample Info: 680-90622-a-17-a

Operator: SCC

### 3 2-Methylnaphthalene



Data File: 1CE29032.D

Date: 29-MAY-2013 22:59

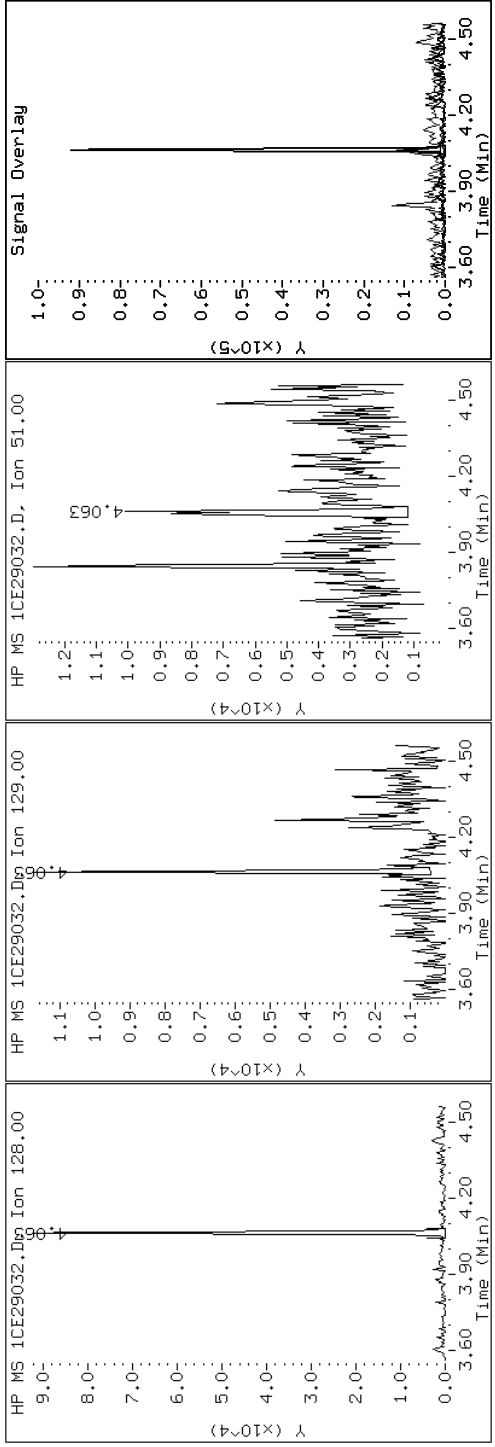
Client ID: CV0747A-CSD

Instrument: BSMC5973.i

Sample Info: 680-90622-a-17-a

Operator: SCC

2 Naphthalene



Data File: 1CE29032.D

Date: 29-MAY-2013 22:59

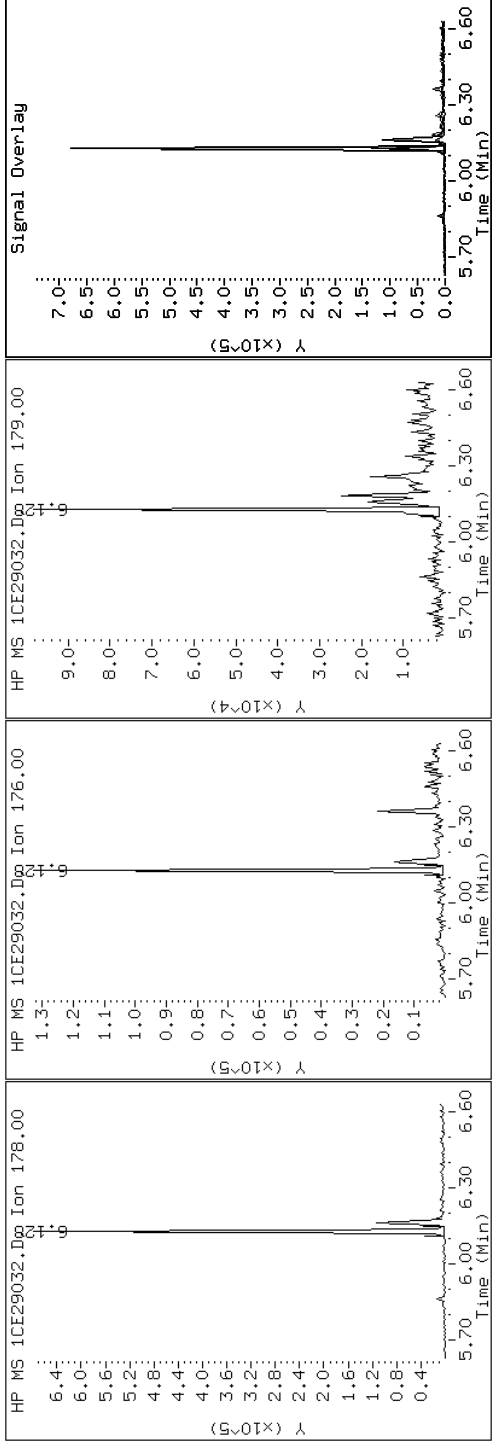
Client ID: CV0747A-CSD

Instrument: BSMC5973.i

Sample Info: 680-90622-a-17-a

Operator: SCC

11 Phenanthrene



Data File: 1CE29032.D

Date: 29-MAY-2013 22:59

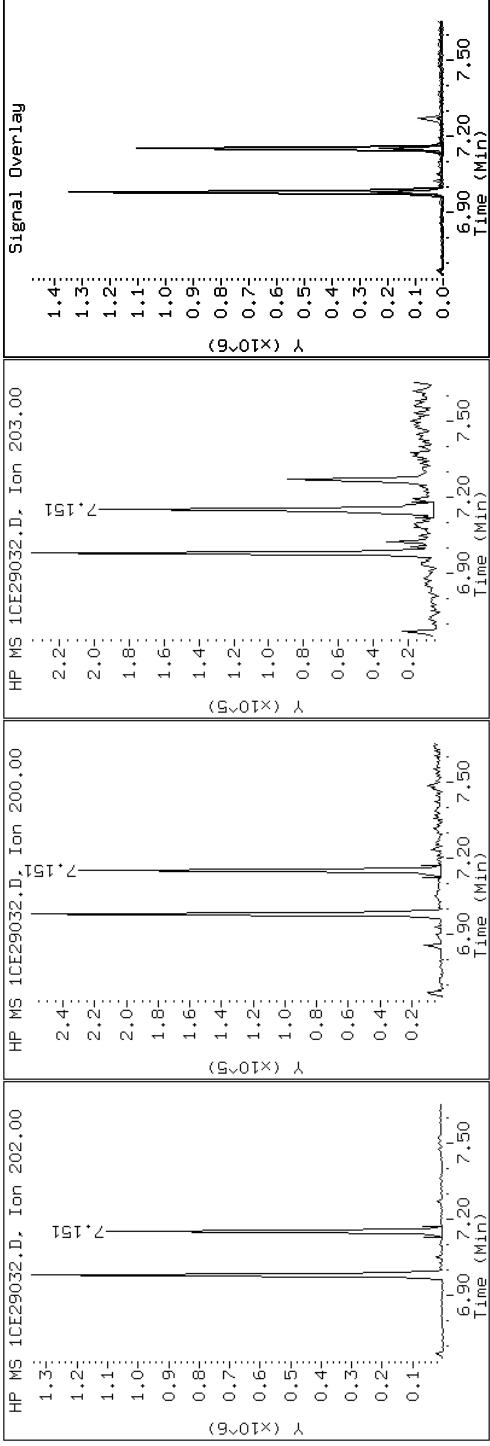
Client ID: CV0747A-CSD

Instrument: BSMC5973.i

Sample Info: 680-90622-a-17-a

Operator: SCC

16 Pyrene

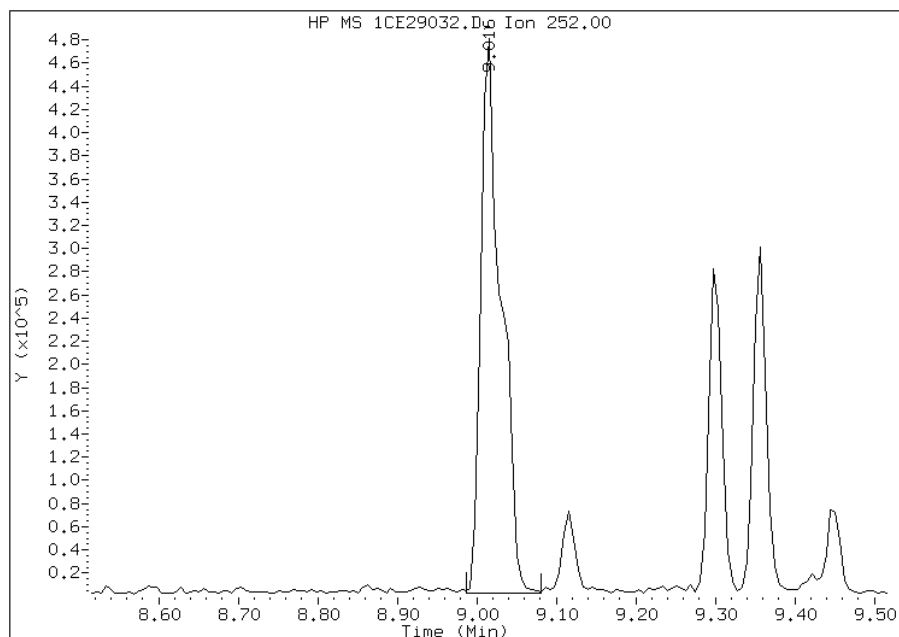


# Manual Integration Report

Data File: 1CE29032.D  
Inj. Date and Time: 29-MAY-2013 22:59  
Instrument ID: BSMC5973.i  
Client ID: CV0747A-CSD  
Compound: 20 Benzo(b)fluoranthene  
CAS #: 205-99-2  
Report Date: 06/03/2013

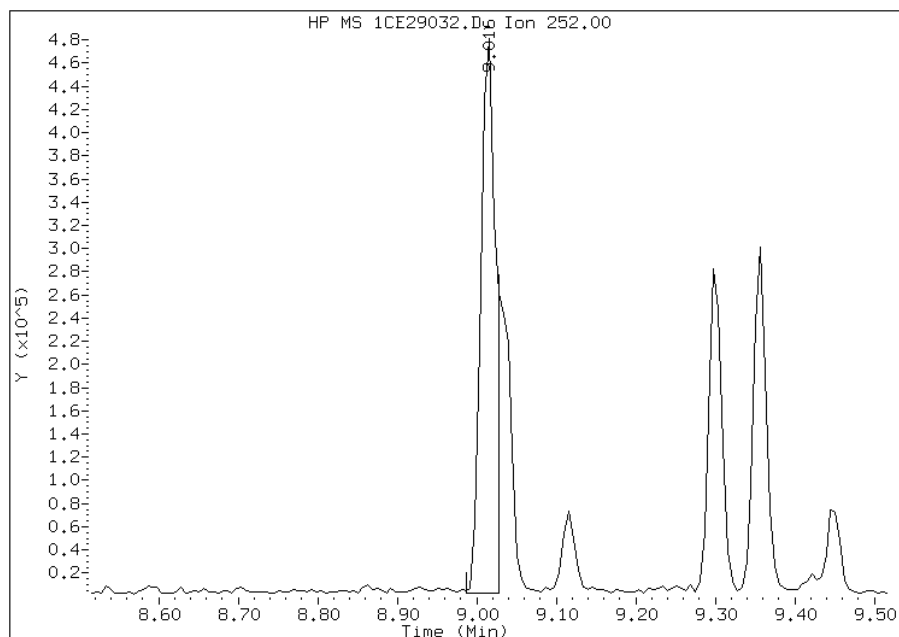
## Processing Integration Results

RT: 9.02  
Response: 848651  
Amount: 8  
Conc: 790



## Manual Integration Results

RT: 9.02  
Response: 624338  
Amount: 6  
Conc: 581



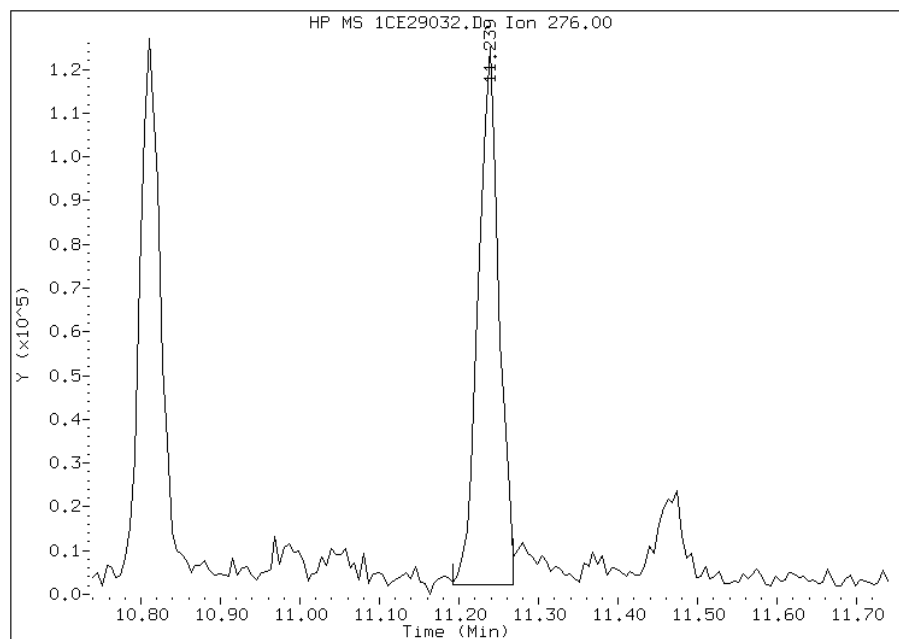
Manually Integrated By: cantins  
Modification Date: 03-Jun-2013 13:54  
Manual Integration Reason: Split Peak

# Manual Integration Report

Data File: 1CE29032.D  
Inj. Date and Time: 29-MAY-2013 22:59  
Instrument ID: BSMC5973.i  
Client ID: CV0747A-CSD  
Compound: 26 Benzo(g,h,i)perylene  
CAS #: 191-24-2  
Report Date: 06/03/2013

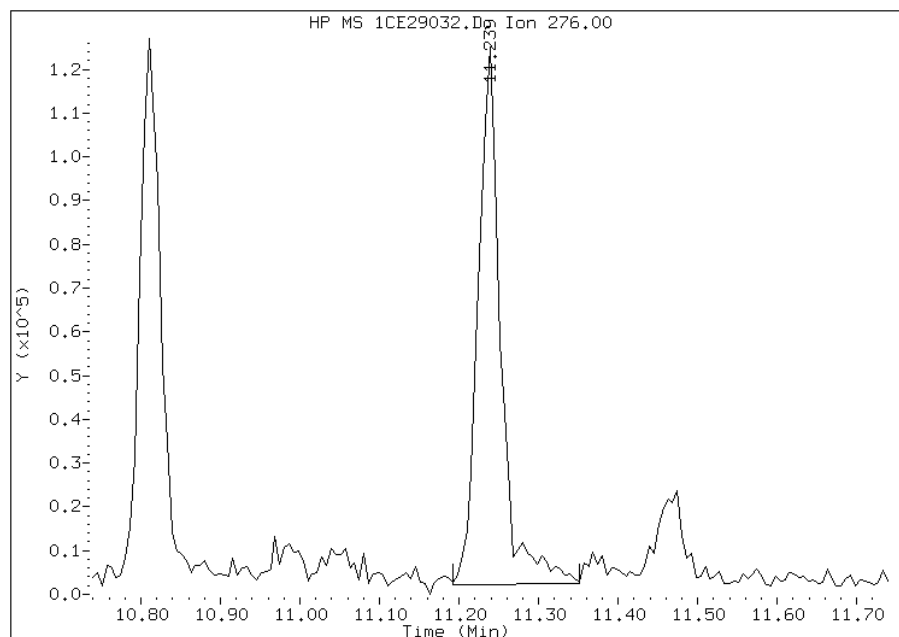
## Processing Integration Results

RT: 11.24  
Response: 222097  
Amount: 2  
Conc: 219



## Manual Integration Results

RT: 11.24  
Response: 243444  
Amount: 3  
Conc: 240



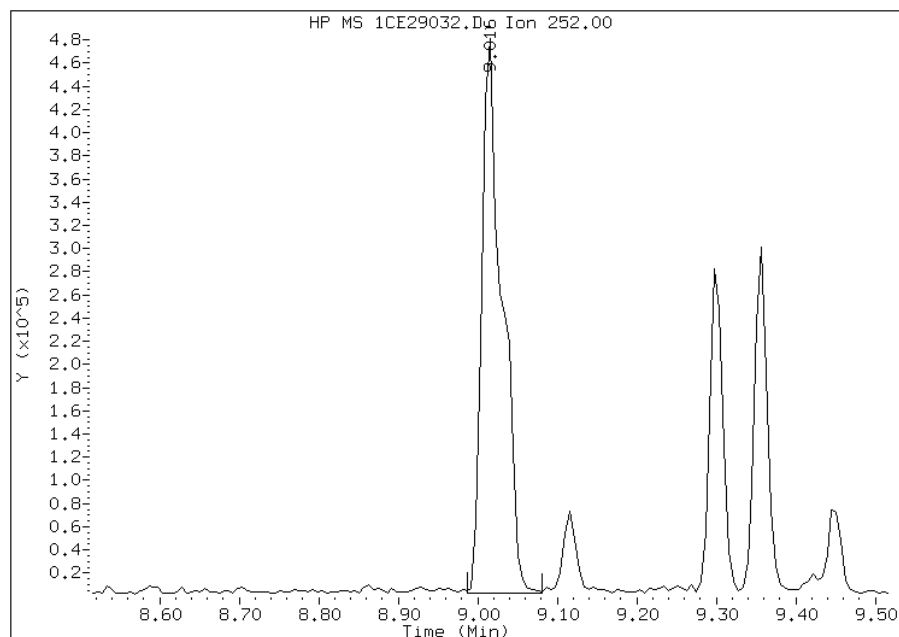
Manually Integrated By: cantins  
Modification Date: 03-Jun-2013 13:55  
Manual Integration Reason: Baseline Event

# Manual Integration Report

Data File: 1CE29032.D  
Inj. Date and Time: 29-MAY-2013 22:59  
Instrument ID: BSMC5973.i  
Client ID: CV0747A-CSD  
Compound: 21 Benzo(k)fluoranthene  
CAS #: 207-08-9  
Report Date: 06/03/2013

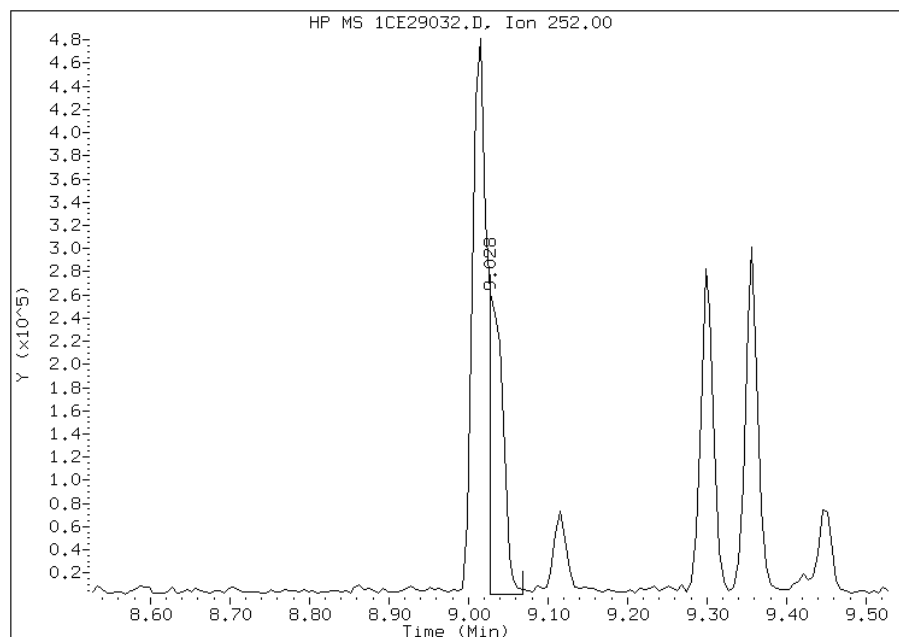
## Processing Integration Results

RT: 9.02  
Response: 849356  
Amount: 7  
Conc: 708



## Manual Integration Results

RT: 9.03  
Response: 316931  
Amount: 3  
Conc: 264



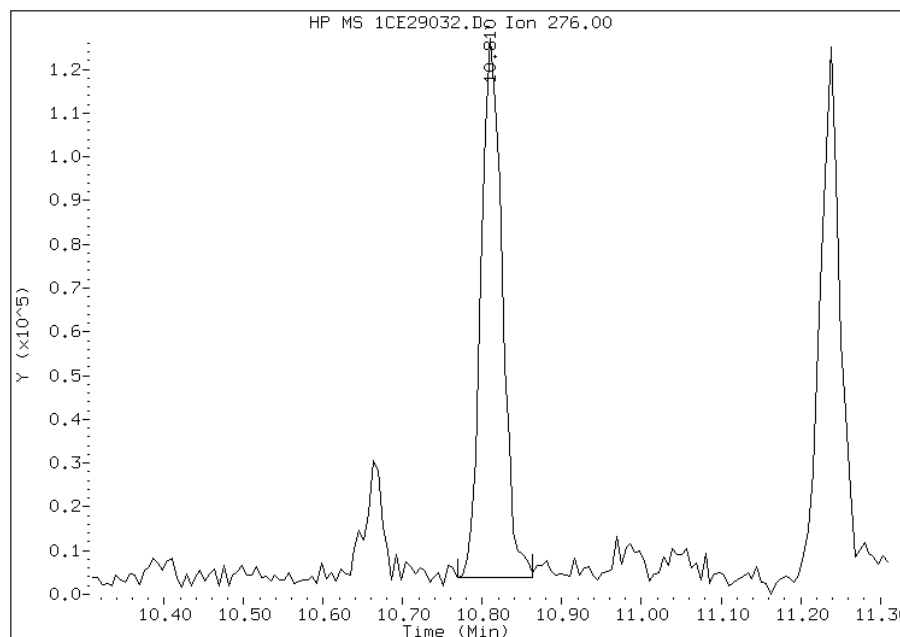
Manually Integrated By: cantins  
Modification Date: 03-Jun-2013 13:55  
Manual Integration Reason: Baseline Event

# Manual Integration Report

Data File: 1CE29032.D  
Inj. Date and Time: 29-MAY-2013 22:59  
Instrument ID: BSMC5973.i  
Client ID: CV0747A-CSD  
Compound: 24 Indeno(1,2,3-cd)pyrene  
CAS #: 193-39-5  
Report Date: 06/03/2013

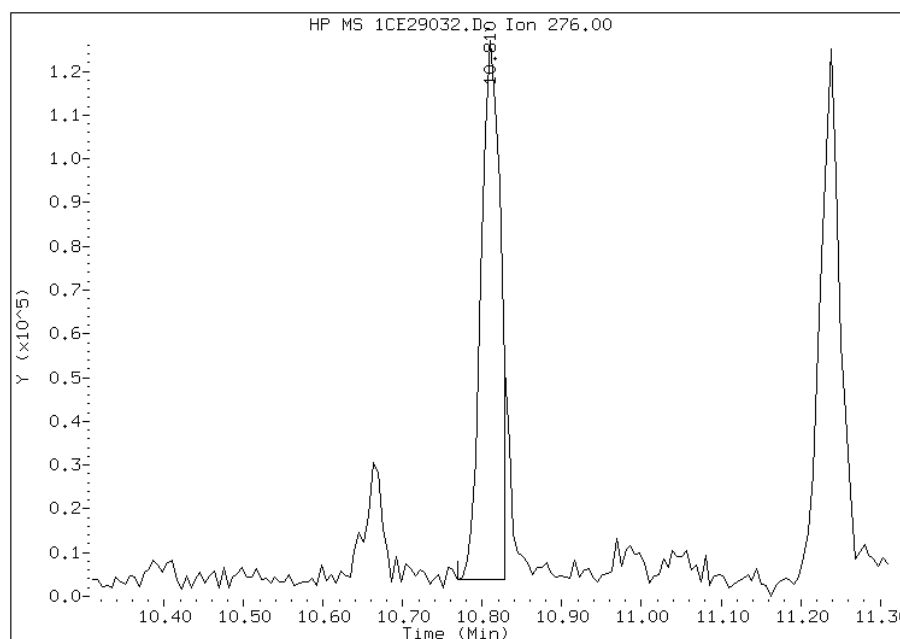
## Processing Integration Results

RT: 10.81  
Response: 226968  
Amount: 2  
Conc: 209



## Manual Integration Results

RT: 10.81  
Response: 206464  
Amount: 2  
Conc: 192



Manually Integrated By: cantins  
Modification Date: 03-Jun-2013 13:55  
Manual Integration Reason: Split Peak



FORM I  
GC/MS SEMI VOA ORGANICS ANALYSIS DATA SHEET

Lab Name: TestAmerica Tampa Job No.: 680-90622-1  
 SDG No.: 68090622-1  
 Client Sample ID: CV1351A-CS Lab Sample ID: 680-90622-18  
 Matrix: Solid Lab File ID: 1CE29033.D  
 Analysis Method: 8270C LL Date Collected: 05/21/2013 10:50  
 Extract. Method: 3546 Date Extracted: 05/24/2013 06:38  
 Sample wt/vol: 15.07(g) Date Analyzed: 05/29/2013 23:18  
 Con. Extract Vol.: 1(mL) Dilution Factor: 4  
 Injection Volume: 1(uL) Level: (low/med) Low  
 % Moisture: 28.6 GPC Cleanup: (Y/N) N  
 Analysis Batch No.: 137885 Units: ug/Kg

CAS NO.	COMPOUND NAME	RESULT	Q	RL	MDL
83-32-9	Acenaphthene	560	U	560	110
208-96-8	Acenaphthylene	31	J	220	28
120-12-7	Anthracene	100		47	23
56-55-3	Benzo[a]anthracene	530		45	22
50-32-8	Benzo[a]pyrene	510		58	29
205-99-2	Benzo[b]fluoranthene	740		68	34
191-24-2	Benzo[g,h,i]perylene	340		110	25
207-08-9	Benzo[k]fluoranthene	290		45	20
218-01-9	Chrysene	600		50	25
53-70-3	Dibenz(a,h)anthracene	80	J	110	23
206-44-0	Fluoranthene	790		110	22
86-73-7	Fluorene	48	J	110	23
193-39-5	Indeno[1,2,3-cd]pyrene	300		110	40
90-12-0	1-Methylnaphthalene	160	J	220	25
91-57-6	2-Methylnaphthalene	190	J	220	40
91-20-3	Naphthalene	130	J	220	25
85-01-8	Phenanthrene	550	B	45	22
129-00-0	Pyrene	780		110	21

CAS NO.	SURROGATE	%REC	Q	LIMITS
84-15-1	o-Terphenyl	58		30-130

TestAmerica Laboratories

Semivolatiles 8270C low level PAH

Data file : \\tam-chemsvr\chem\SM\BSMC5973.i\1C052913.b\1CE29033.D  
 Lab Smp Id: 680-90622-A-18-A Client Smp ID: CV1351A-CS  
 Inj Date : 29-MAY-2013 23:18  
 Operator : SCC Inst ID: BSMC5973.i  
 Smp Info : 680-90622-a-18-a  
 Misc Info : 680-90622-A-18-A  
 Comment :  
 Method : \\tam-chemsvr\chem\SM\BSMC5973.i\1C052913.b\a-bFASTPAHi-m.m  
 Meth Date : 30-May-2013 11:17 cantins Quant Type: ISTD  
 Cal Date : 22-MAY-2013 18:05 Cal File: 1CE22020.D  
 Als bottle: 31  
 Dil Factor: 4.00000  
 Integrator: HP RTE Compound Sublist: pah.sub  
 Target Version: 4.14  
 Processing Host: TAM1000

Concentration Formula:

$$\text{Amt} * \text{DF} * 1/\text{Vi} * \text{Vt}/\text{Ws} * 100/(100 - \text{M}) * \text{A} * \text{B} * \text{C} * \text{D} * \text{GPC} * \text{CpndVariable}$$

Name	Value	Description
DF	4.000	Dilution Factor
Vi	1.000	Injection Volume
Vt	1.000	Final Volume
Ws	15.070	Weight Extracted
M	28.639	% Moisture
A	1000.000	uL to mL conversion
B	1000.000	g to kg conversion
C	0.00100	ng to ug conversion
D	1.000	ug to mg conversion(value = 1 if no conv)
GPC	1.000	GPC FACTOR
Cpnd Variable		Local Compound Variable

Compounds	QUANT	SIG	MASS	RT	EXP RT	REL RT	RESPONSE	CONCENTRATIONS	
								ON-COLUMN (ug/ml)	FINAL (ug/Kg)
* 1 Naphthalene-d8	136		4.051	4.051	(1.000)	3672207	40.0000		
* 6 Acenaphthene-d10	164		5.139	5.140	(1.000)	2070374	40.0000		
* 10 Phenanthrene-d10	188		6.110	6.110	(1.000)	3792394	40.0000		
\$ 14 o-Terphenyl	230		6.362	6.363	(1.041)	85210	1.44238	536.4922	
* 18 Chrysene-d12	240		8.074	8.086	(1.000)	3716680	40.0000		
* 23 Perylene-d12	264		9.421	9.433	(1.000)	3717417	40.0000		
2 Naphthalene	128		4.068	4.062	(1.004)	35093	0.33864	125.9565(Q)	
3 2-Methylnaphthalene	142		4.492	4.493	(1.109)	28972	0.50404	187.4754	
4 1-Methylnaphthalene	142		4.551	4.551	(1.123)	23720	0.41943	156.0067	
5 Acenaphthylene	152		5.057	5.051	(0.984)	6698	0.08439	31.3888	
7 Acenaphthene	154		5.163	5.163	(1.005)	10274	0.20642	76.7777	
9 Fluorene	166		5.486	5.487	(1.068)	8195	0.12904	47.9963	
11 Phenanthrene	178		6.127	6.128	(1.003)	165823	1.47999	550.4800	
12 Anthracene	178		6.162	6.163	(1.009)	29078	0.28013	104.1946	

Compounds	QUANT SIG	MASS	RT	EXP RT	REL RT	RESPONSE	CONCENTRATIONS	
							ON-COLUMN (ug/ml)	FINAL (ug/Kg)
13 Carbazole		167	6.262	6.263	(1.025)	18149	0.30204	112.3431
15 Fluoranthene		202	6.980	6.981	(1.142)	243083	2.12256	789.4824
16 Pyrene		202	7.151	7.151	(0.886)	211673	2.10910	784.4751
17 Benzo(a)anthracene		228	8.068	8.081	(0.999)	146590	1.43035	532.0157
19 Chrysene		228	8.098	8.109	(1.003)	165821	1.60703	597.7340
20 Benzo(b)fluoranthene		252	9.009	9.028	(0.956)	181876	1.99131	740.6629(M)
21 Benzo(k)fluoranthene		252	9.027	9.051	(0.958)	78165	0.76624	285.0006(QMH)
22 Benzo(a)pyrene		252	9.351	9.369	(0.993)	117639	1.36019	505.9194
24 Indeno(1,2,3-cd)pyrene		276	10.809	10.827	(1.147)	65495	0.81718	303.9479(M)
25 Dibenzo(a,h)anthracene		278	10.821	10.850	(1.149)	17112	0.21567	80.2168(H)
26 Benzo(g,h,i)perylene		276	11.233	11.256	(1.192)	79547	0.92109	342.5997

QC Flag Legend

- Q - Qualifier signal failed the ratio test.
- M - Compound response manually integrated.
- H - Operator selected an alternate compound hit.

Data File: 1CE29033.D

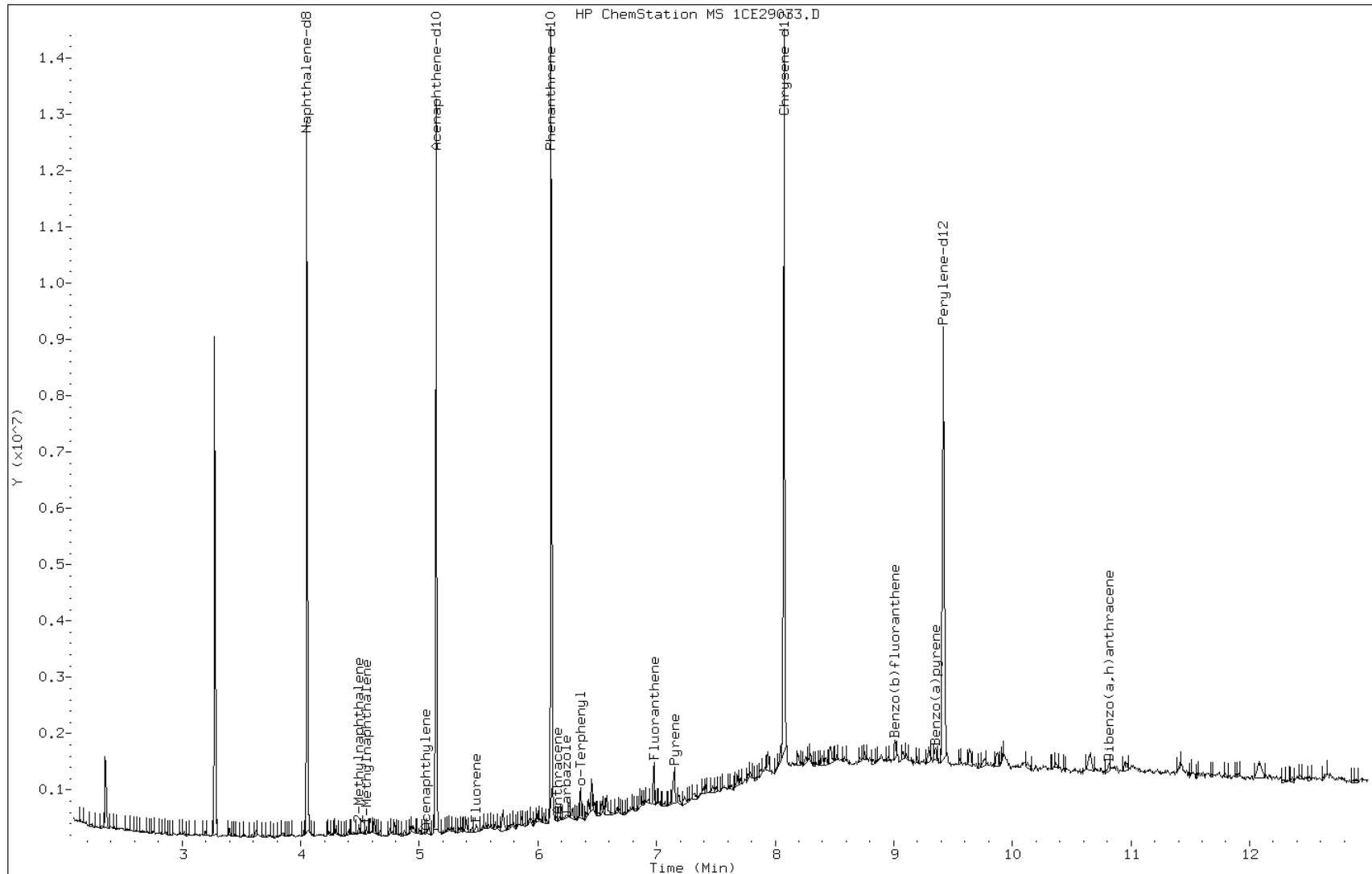
Date: 29-MAY-2013 23:18

Client ID: CV1351A-CS

Instrument: BSMC5973.i

Sample Info: 680-90622-a-18-a

Operator: SCC



Data File: 1CE29033.D

Date: 29-MAY-2013 23:18

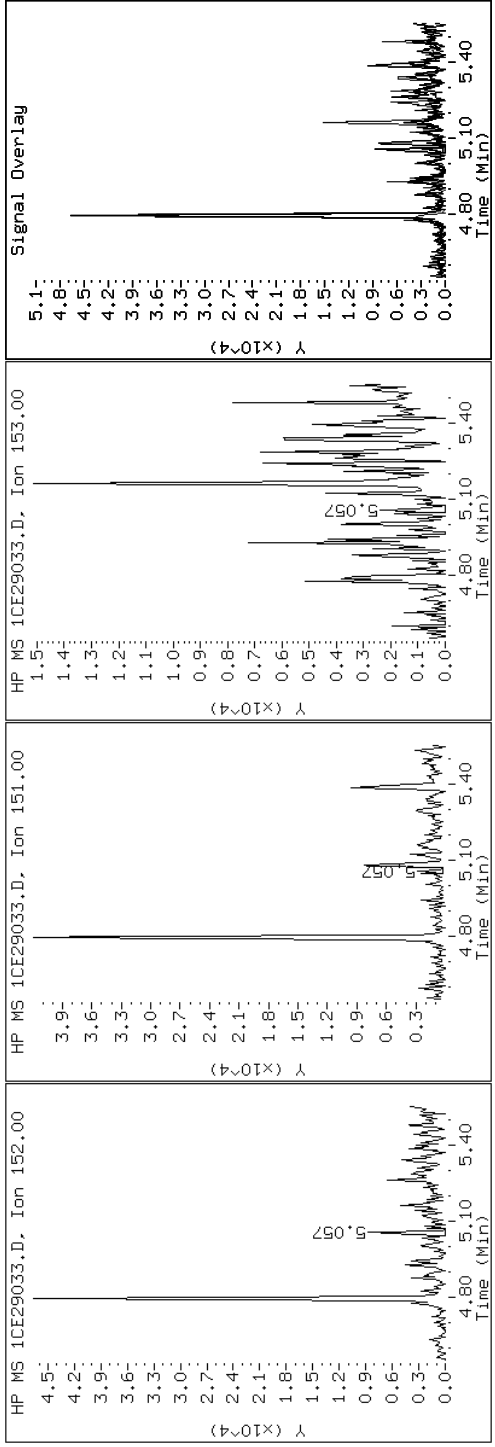
Client ID: CVI351A-CS

Instrument: BSMC5973.i

Sample Info: 680-90622-a-18-a

Operator: SCC

5 Acenaphthylene



Data File: 1CE29033.D

Date: 29-MAY-2013 23:18

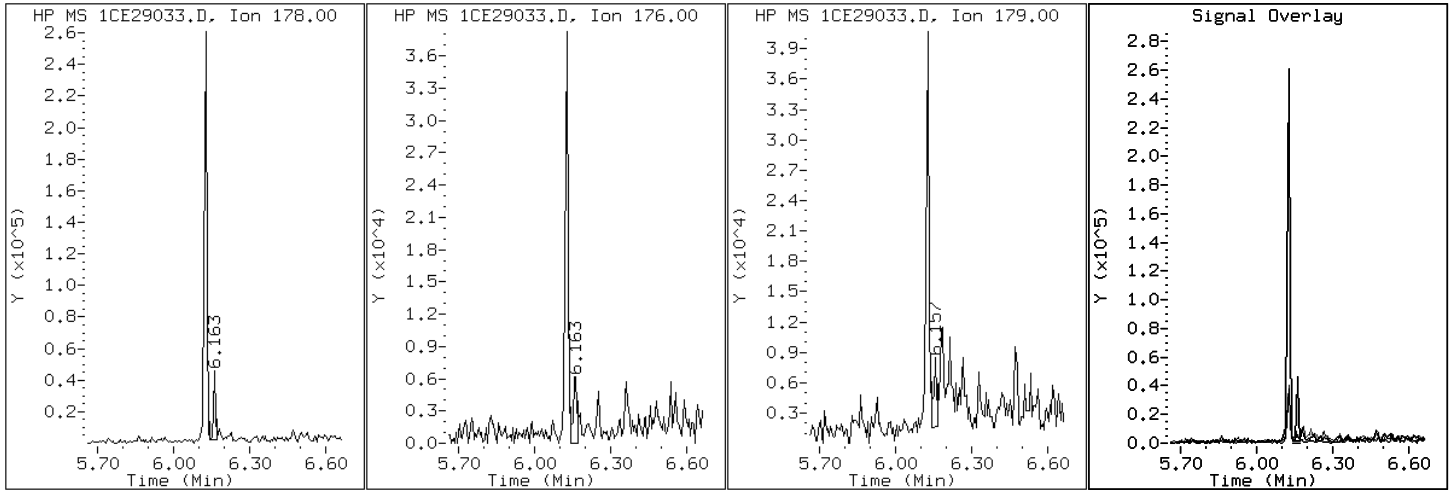
Client ID: CV1351A-CS

Instrument: BSMC5973.i

Sample Info: 680-90622-a-18-a

Operator: SCC

12 Anthracene



Data File: 1CE29033.D

Date: 29-MAY-2013 23:18

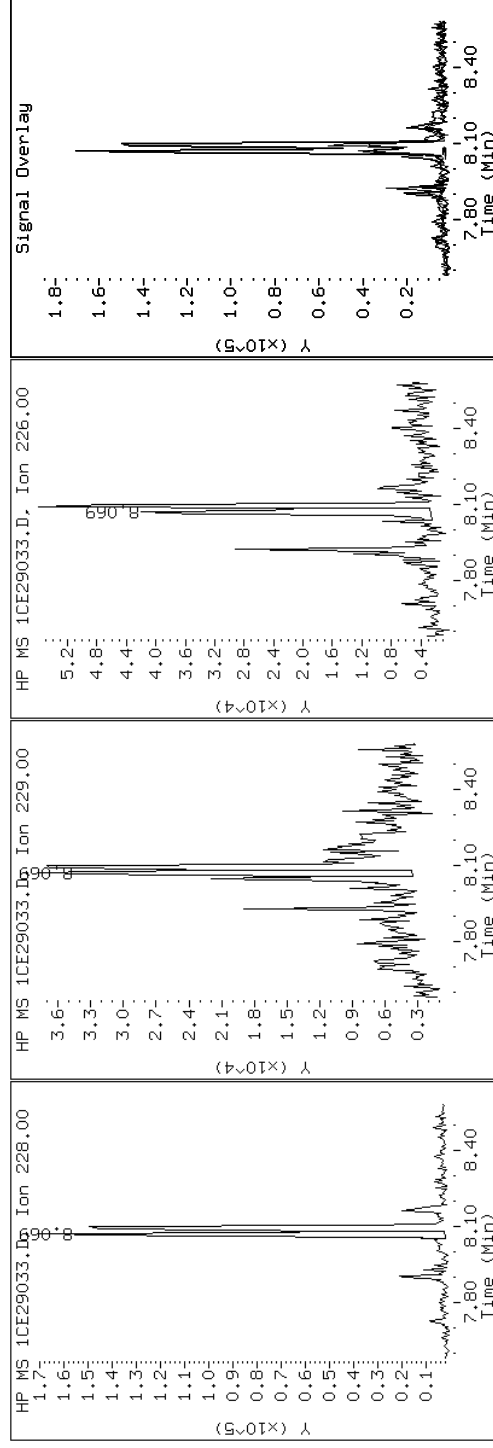
Client ID: CV1351A-CS

Instrument: BSMC5973.i

Sample Info: 680-90622-a-18-a

Operator: SCC

17 Benzo(a)anthracene



Data File: 1CE29033.D

Date: 29-MAY-2013 23:18

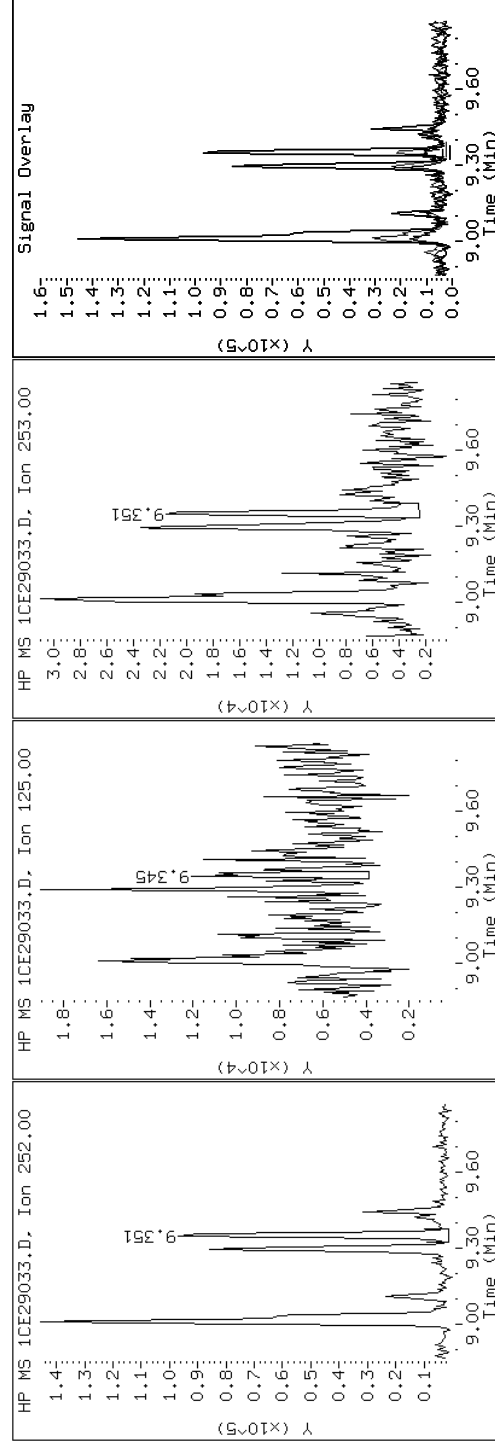
Client ID: CV1351A-CS

Instrument: BSMC5973.i

Sample Info: 680-90622-a-18-a

Operator: SCC

22 Benzo(a)pyrene





Data File: 1CE29033.D

Date: 29-MAY-2013 23:18

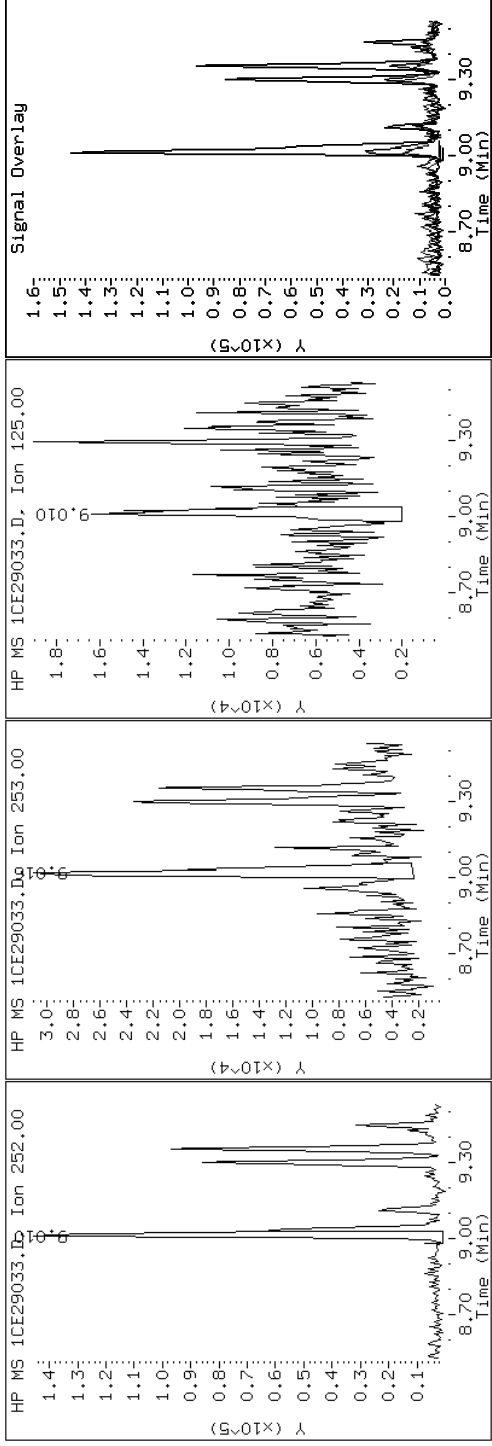
Client ID: CV1351A-CS

Instrument: BSMC5973.i

Sample Info: 680-90622-a-18-a

Operator: SCC

20 Benzo(b)fluoranthene



Data File: 1CE29033.D

Date: 29-MAY-2013 23:18

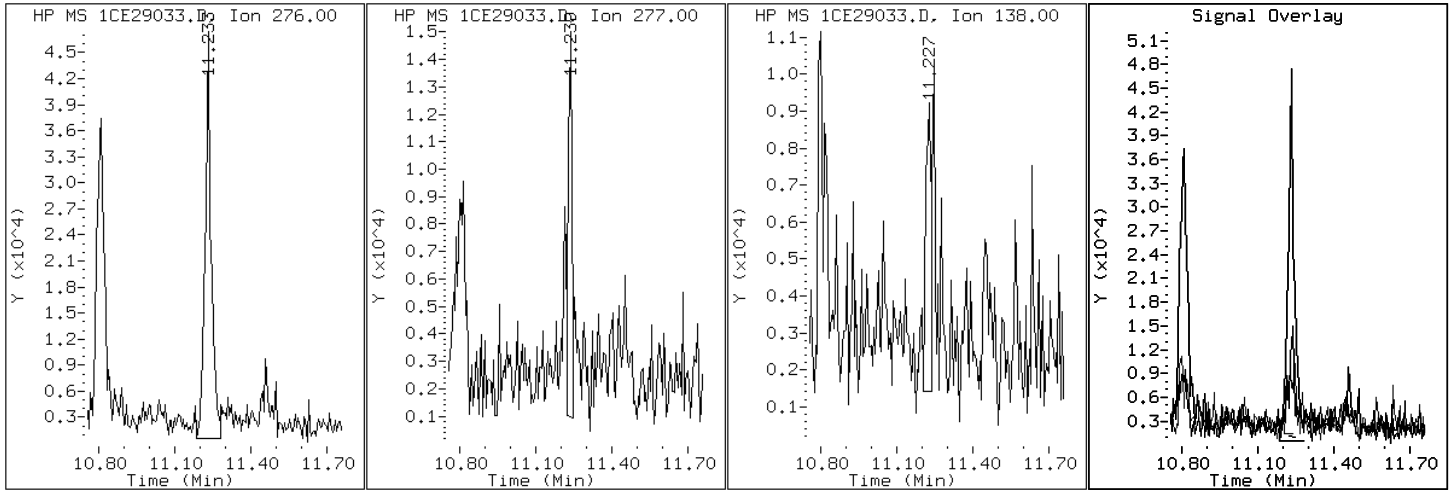
Client ID: CV1351A-CS

Instrument: BSMC5973.i

Sample Info: 680-90622-a-18-a

Operator: SCC

26 Benzo(g,h,i)perylene



Data File: 1CE29033.D

Date: 29-MAY-2013 23:18

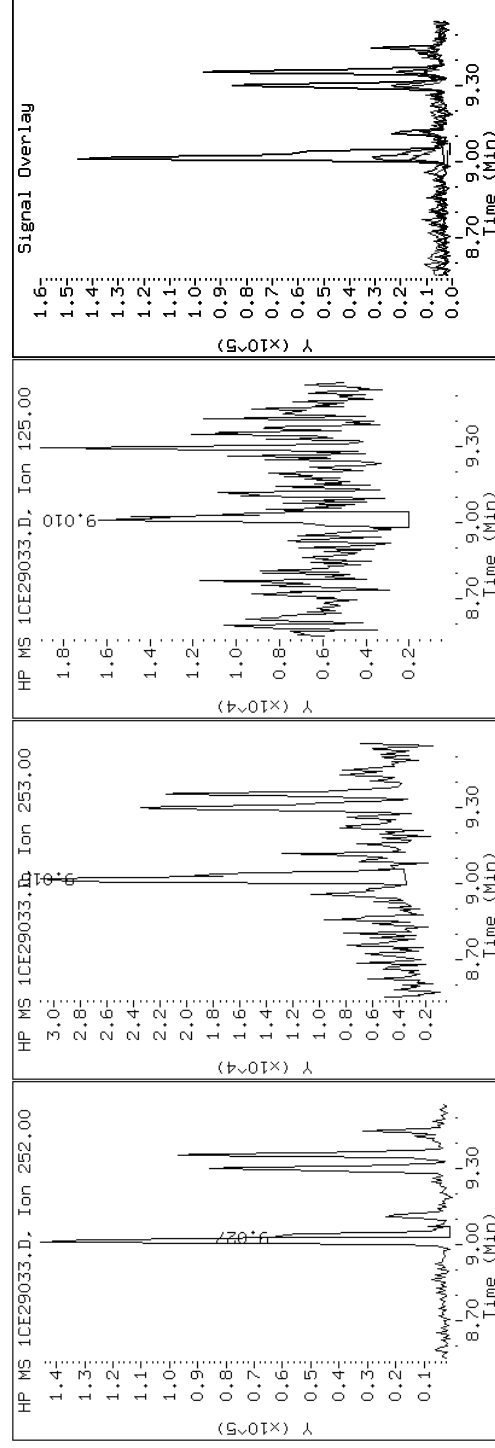
Client ID: CVI351A-CS

Instrument: BSMC5973.i

Sample Info: 680-90622-a-18-a

Operator: SCC

21 Benzo(k)fluoranthene



Data File: 1CE29033.D

Date: 29-MAY-2013 23:18

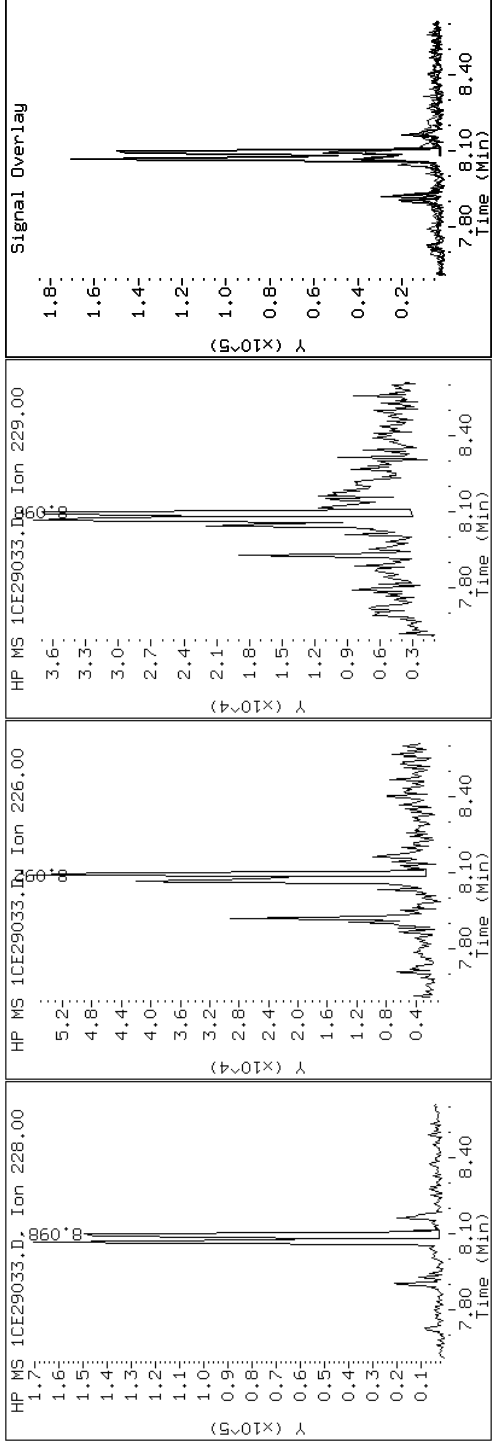
Client ID: CV1351A-CS

Instrument: BSMC5973.i

Sample Info: 680-90622-a-18-a

Operator: SCC

19 Chrysene



Data File: 1CE29033.D

Date: 29-MAY-2013 23:18

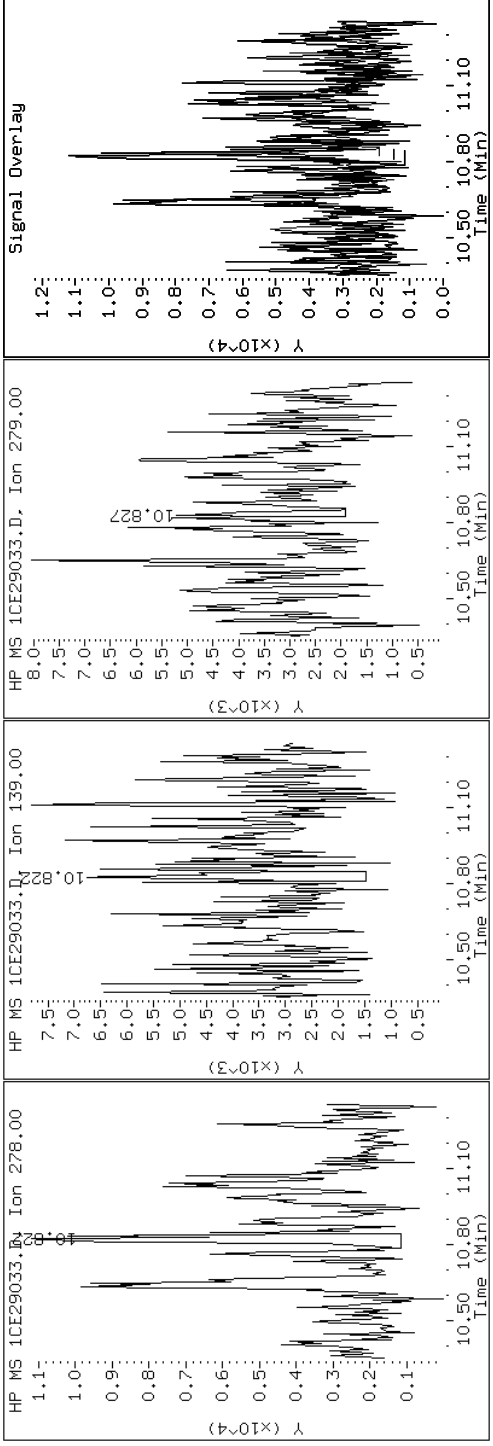
Client ID: CV1351A-CS

Instrument: BSMC5973.i

Sample Info: 680-90622-a-18-a

Operator: SCC

25 Dibenzo(a,h)anthracene



Data File: 1CE29033.D

Date: 29-MAY-2013 23:18

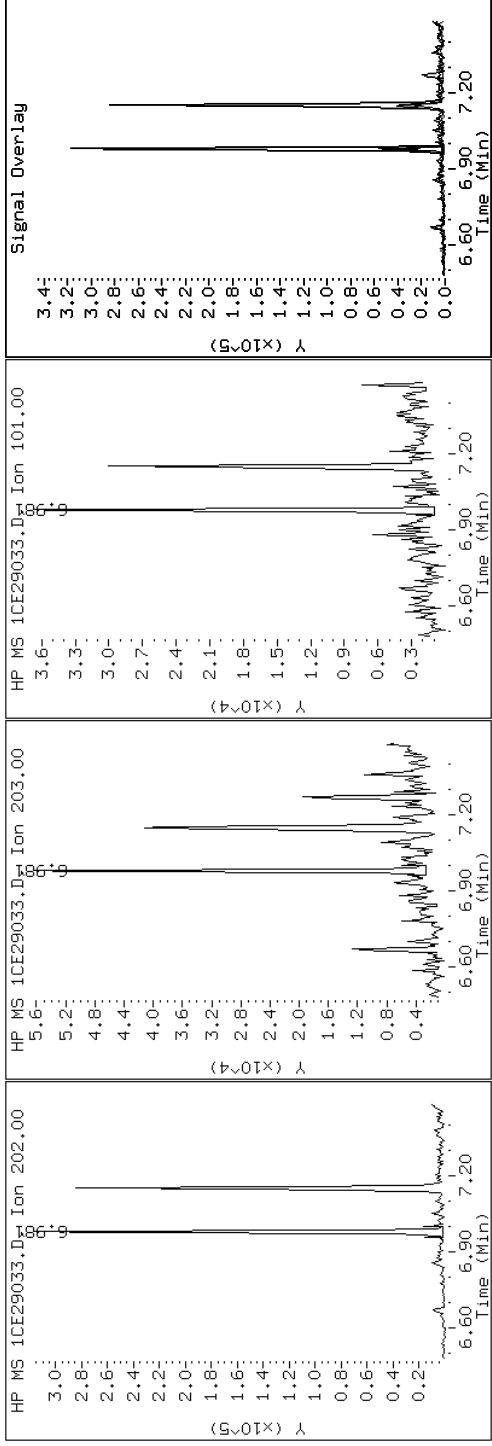
Client ID: CV1351A-CS

Instrument: BSMC5973.i

Sample Info: 680-90622-a-18-a

Operator: SCC

15 Fluoranthene



Data File: 1CE29033.D

Date: 29-MAY-2013 23:18

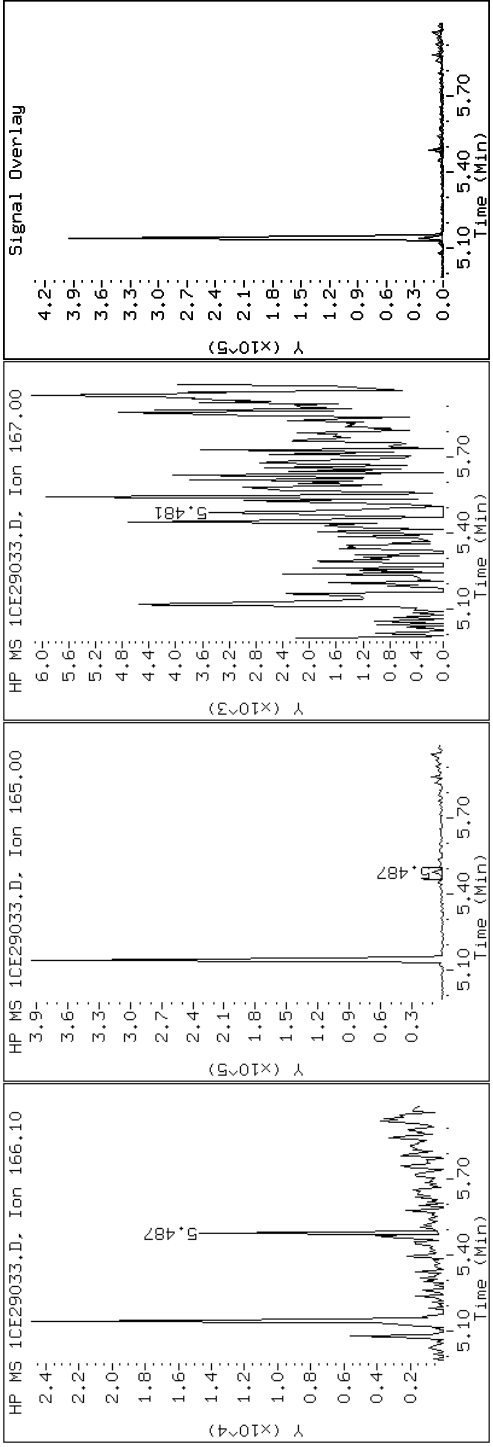
Client ID: CVI351A-CS

Instrument: BSMC5973.i

Sample Info: 680-90622-a-18-a

Operator: SCC

9 Fluorene



Data File: 1CE29033.D

Date: 29-MAY-2013 23:18

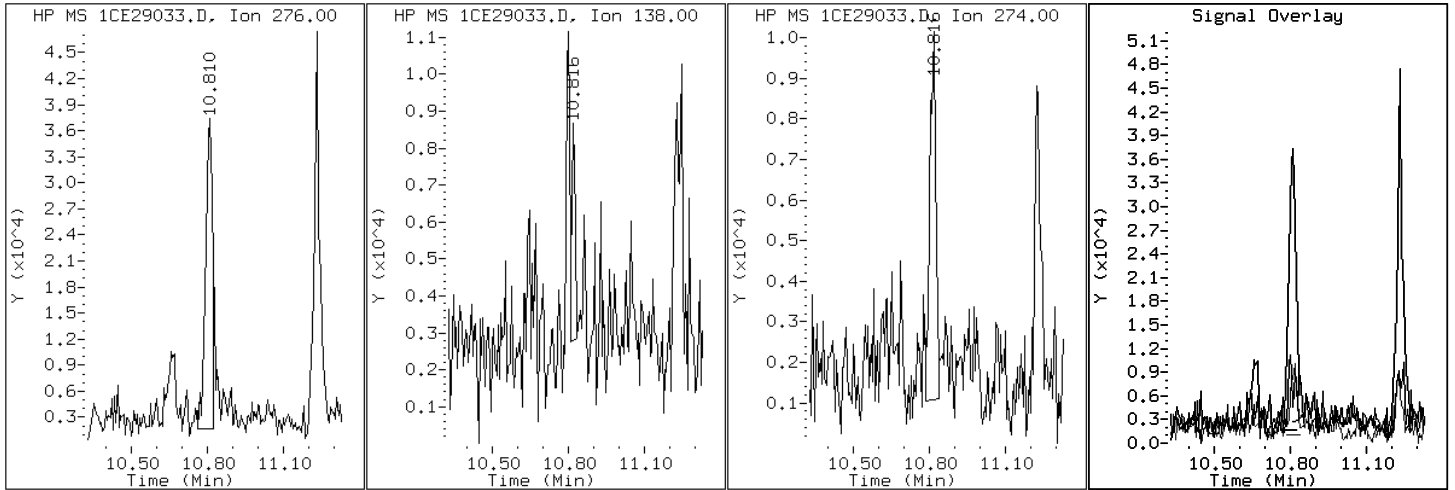
Client ID: CV1351A-CS

Instrument: BSMC5973.i

Sample Info: 680-90622-a-18-a

Operator: SCC

24 Indeno(1,2,3-cd)pyrene





Data File: 1CE29033.D

Date: 29-MAY-2013 23:18

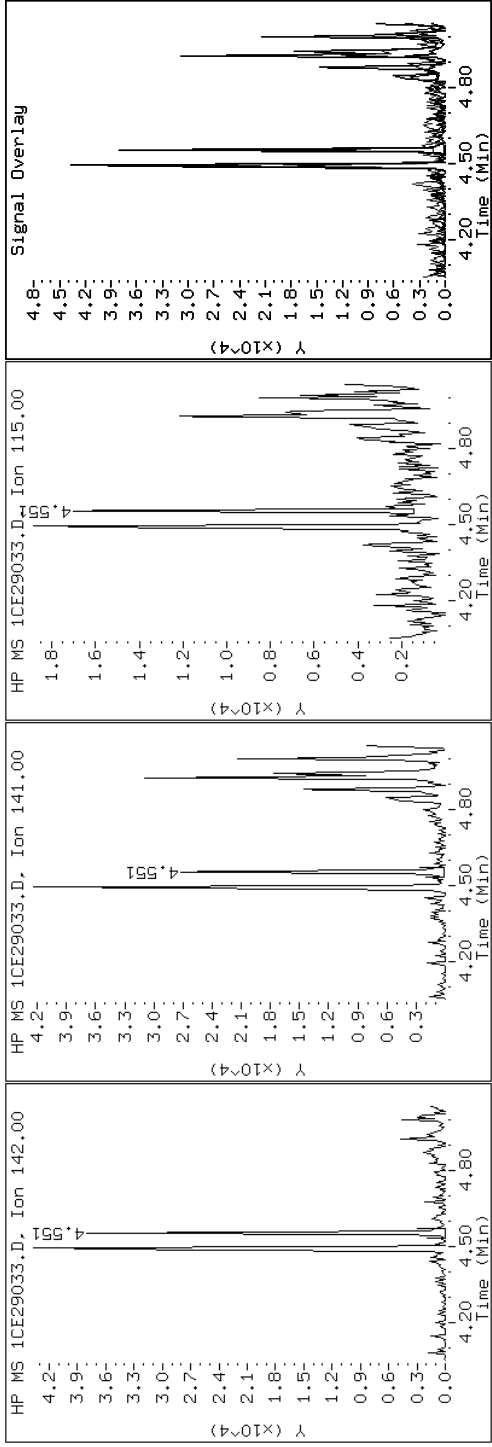
Client ID: CVI351A-CS

Instrument: BSMC5973.i

Sample Info: 680-90622-a-18-a

Operator: SCC

### 4 1-Methylnaphthalene



Data File: 1CE29033.D

Date: 29-MAY-2013 23:18

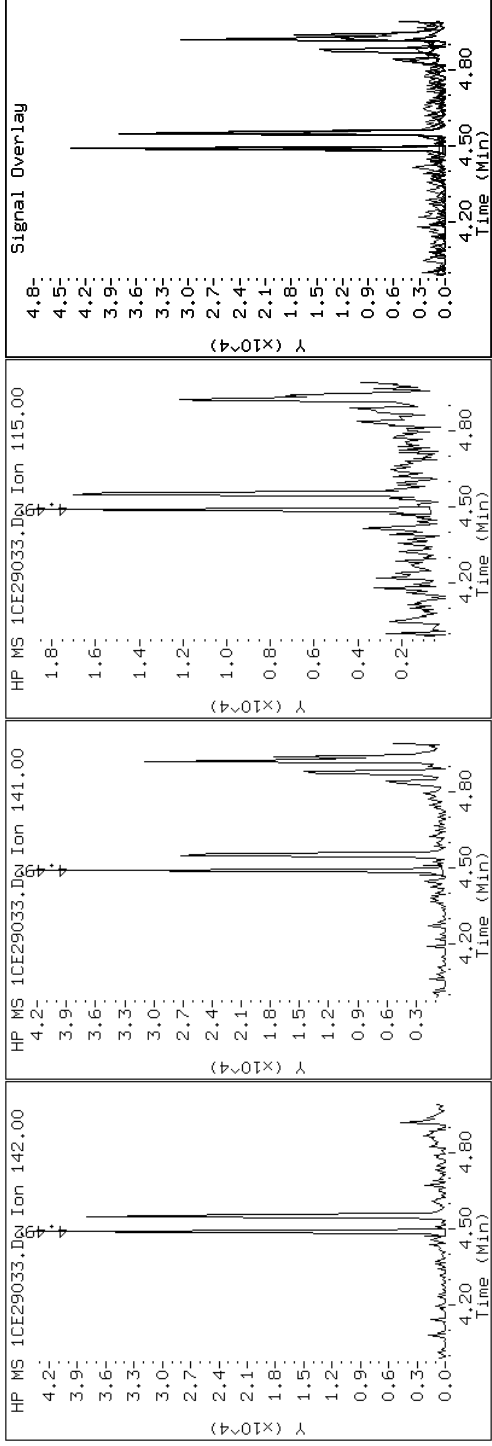
Client ID: CV1351A-CS

Instrument: BSMC5973.i

Sample Info: 680-90622-a-18-a

Operator: SCC

### 3 2-Methylnaphthalene



Data File: 1CE29033.D

Date: 29-MAY-2013 23:18

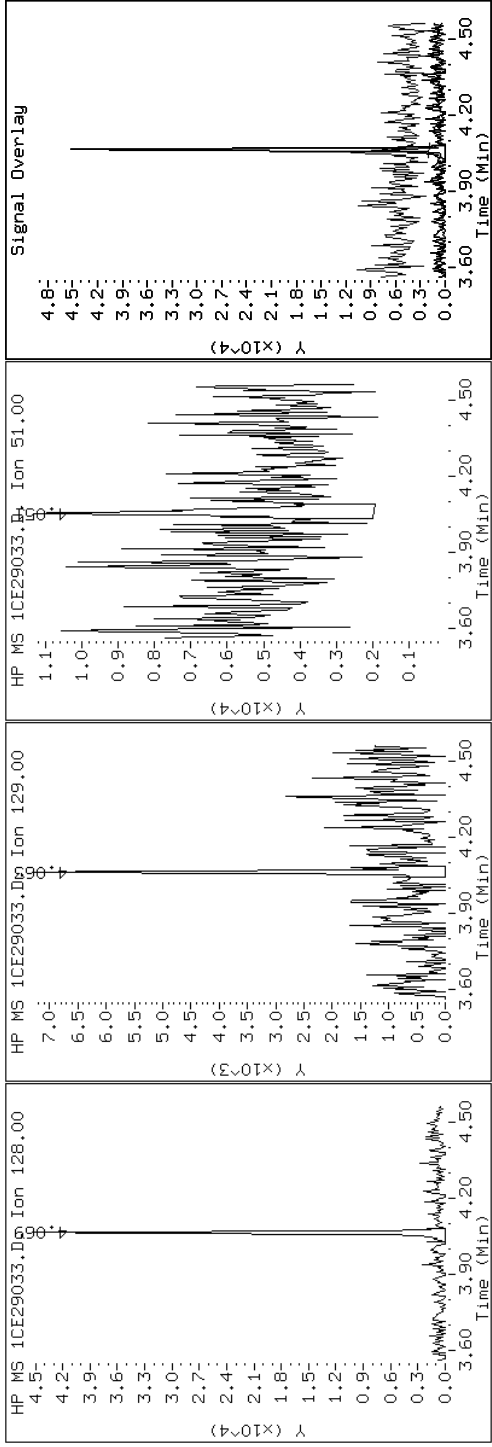
Client ID: CVI351A-CS

Instrument: BSMC5973.i

Sample Info: 680-90622-a-18-a

Operator: SCC

### 2 Naphthalene



Data File: 1CE29033.D

Date: 29-MAY-2013 23:18

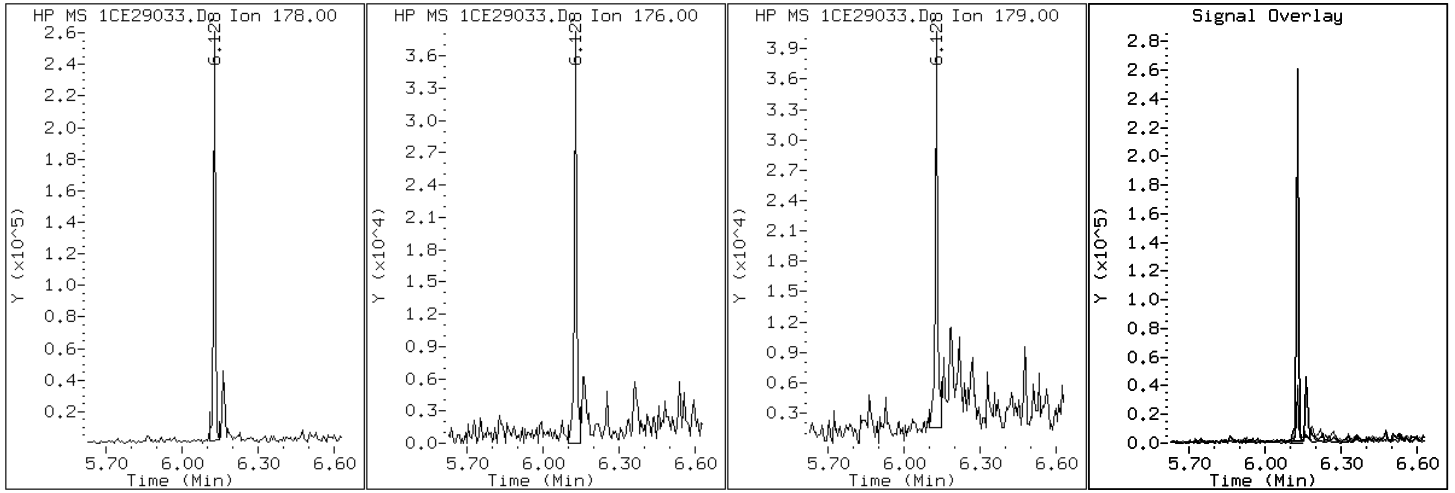
Client ID: CV1351A-CS

Instrument: BSMC5973.i

Sample Info: 680-90622-a-18-a

Operator: SCC

11 Phenanthrene



Data File: 1CE29033.D

Date: 29-MAY-2013 23:18

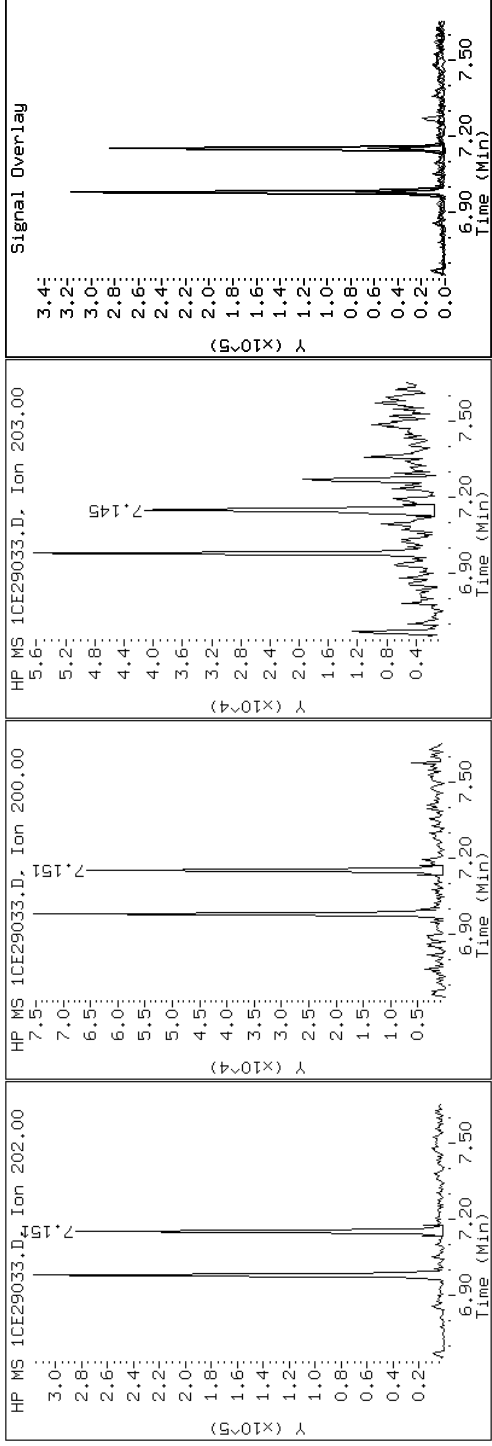
Client ID: CVI351A-CS

Instrument: BSMC5973.i

Sample Info: 680-90622-a-18-a

Operator: SCC

16 Pyrene

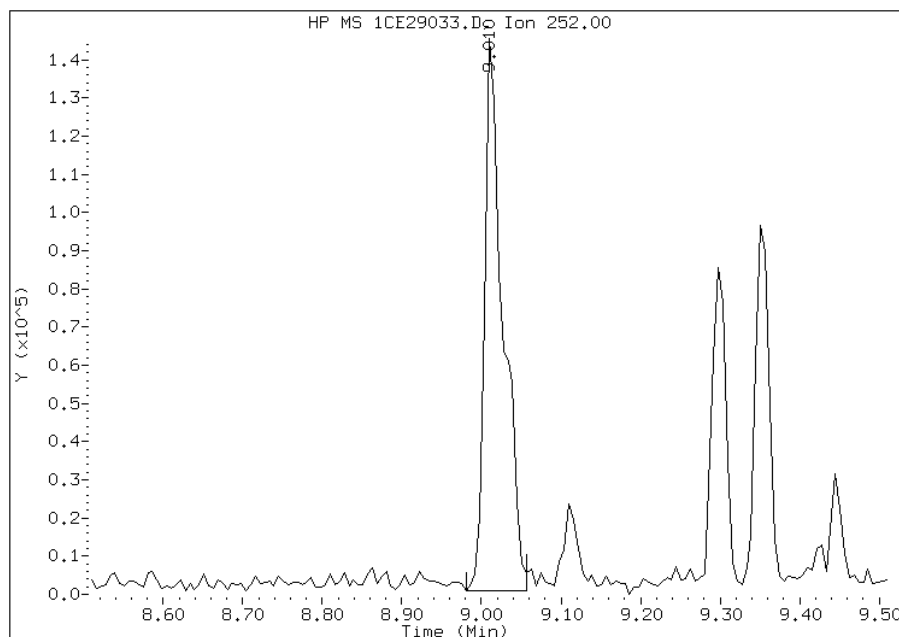


# Manual Integration Report

Data File: 1CE29033.D  
Inj. Date and Time: 29-MAY-2013 23:18  
Instrument ID: BSMC5973.i  
Client ID: CV1351A-CS  
Compound: 20 Benzo(b)fluoranthene  
CAS #: 205-99-2  
Report Date: 06/03/2013

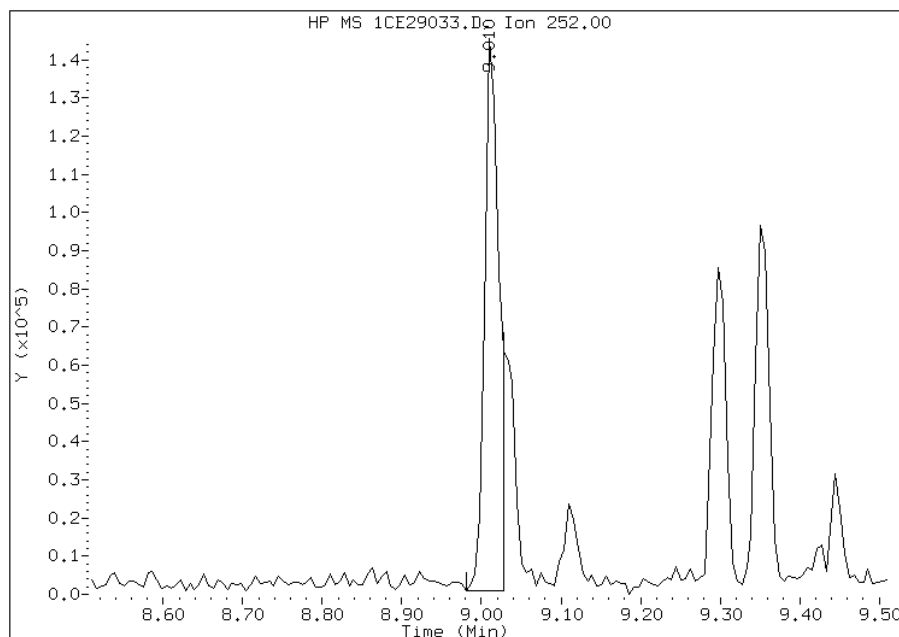
## Processing Integration Results

RT: 9.01  
Response: 234707  
Amount: 3  
Conc: 956



## Manual Integration Results

RT: 9.01  
Response: 181876  
Amount: 2  
Conc: 741



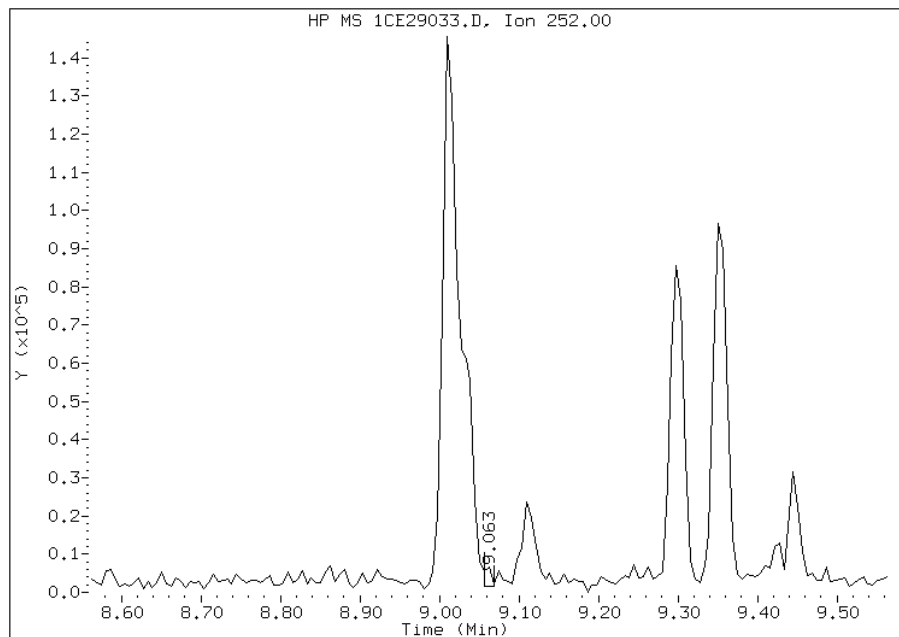
Manually Integrated By: cantins  
Modification Date: 03-Jun-2013 13:55  
Manual Integration Reason: Split Peak

# Manual Integration Report

Data File: 1CE29033.D  
Inj. Date and Time: 29-MAY-2013 23:18  
Instrument ID: BSMC5973.i  
Client ID: CV1351A-CS  
Compound: 21 Benzo(k)fluoranthene  
CAS #: 207-08-9  
Report Date: 06/03/2013

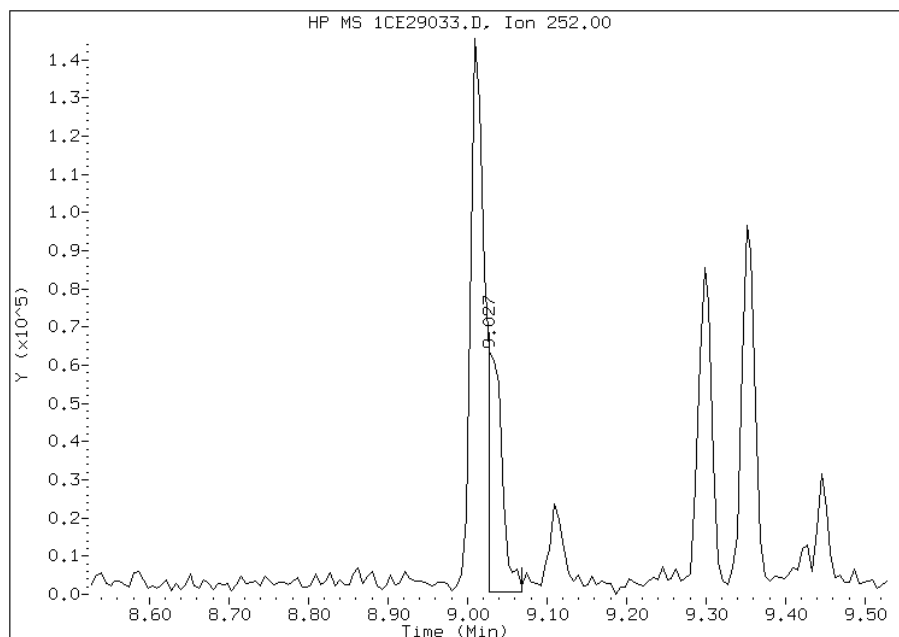
## Processing Integration Results

RT: 9.06  
Response: 3502  
Amount: 0  
Conc: 13



## Manual Integration Results

RT: 9.03  
Response: 78165  
Amount: 1  
Conc: 285



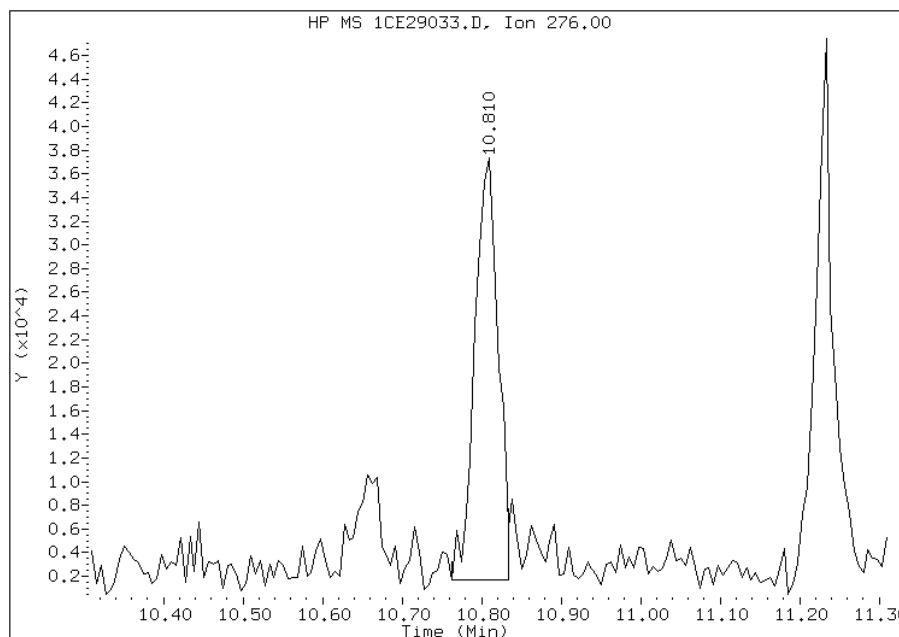
Manually Integrated By: cantins  
Modification Date: 03-Jun-2013 13:56  
Manual Integration Reason: Baseline Event

# Manual Integration Report

Data File: 1CE29033.D  
Inj. Date and Time: 29-MAY-2013 23:18  
Instrument ID: BSMC5973.i  
Client ID: CV1351A-CS  
Compound: 24 Indeno(1,2,3-cd)pyrene  
CAS #: 193-39-5  
Report Date: 06/03/2013

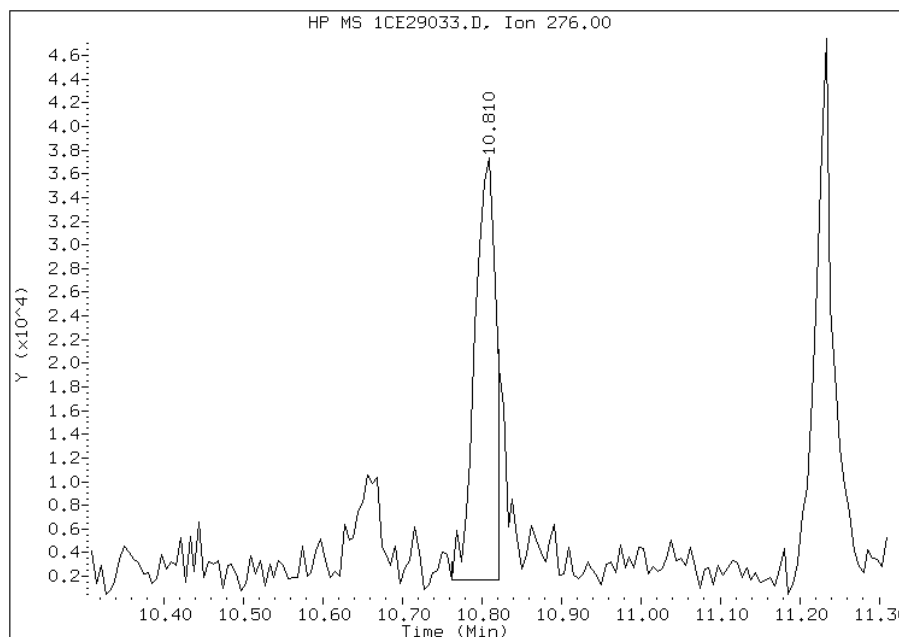
## Processing Integration Results

RT: 10.81  
Response: 72251  
Amount: 1  
Conc: 329



## Manual Integration Results

RT: 10.81  
Response: 65495  
Amount: 1  
Conc: 304



Manually Integrated By: cantins  
Modification Date: 03-Jun-2013 13:56  
Manual Integration Reason: Split Peak



FORM I  
GC/MS SEMI VOA ORGANICS ANALYSIS DATA SHEET

Lab Name: TestAmerica Tampa Job No.: 680-90622-1  
 SDG No.: 68090622-1  
 Client Sample ID: CV1351B-CS Lab Sample ID: 680-90622-19  
 Matrix: Solid Lab File ID: 1CE29034.D  
 Analysis Method: 8270C LL Date Collected: 05/21/2013 10:40  
 Extract. Method: 3546 Date Extracted: 05/24/2013 06:38  
 Sample wt/vol: 15.29(g) Date Analyzed: 05/29/2013 23:36  
 Con. Extract Vol.: 1(mL) Dilution Factor: 1  
 Injection Volume: 1(uL) Level: (low/med) Low  
 % Moisture: 22.8 GPC Cleanup: (Y/N) N  
 Analysis Batch No.: 137885 Units: ug/Kg

CAS NO.	COMPOUND NAME	RESULT	Q	RL	MDL
83-32-9	Acenaphthene	130	U	130	25
208-96-8	Acenaphthylene	35	J	51	6.4
120-12-7	Anthracene	35		11	5.3
56-55-3	Benzo[a]anthracene	220		10	5.0
50-32-8	Benzo[a]pyrene	220		13	6.6
205-99-2	Benzo[b]fluoranthene	390		16	7.8
191-24-2	Benzo[g,h,i]perylene	180		25	5.6
207-08-9	Benzo[k]fluoranthene	140		10	4.6
218-01-9	Chrysene	270		11	5.7
53-70-3	Dibenz(a,h)anthracene	60		25	5.2
206-44-0	Fluoranthene	330		25	5.1
86-73-7	Fluorene	17	J	25	5.2
193-39-5	Indeno[1,2,3-cd]pyrene	140		25	9.0
90-12-0	1-Methylnaphthalene	110		51	5.6
91-57-6	2-Methylnaphthalene	130		51	9.0
91-20-3	Naphthalene	110		51	5.6
85-01-8	Phenanthrene	220	B	10	5.0
129-00-0	Pyrene	340		25	4.7

CAS NO.	SURROGATE	%REC	Q	LIMITS
84-15-1	o-Terphenyl	66		30-130

TestAmerica Laboratories

Semivolatiles 8270C low level PAH

Data file : \\tam-chemsvr\chem\SM\BSMC5973.i\1C052913.b\1CE29034.D  
 Lab Smp Id: 680-90622-A-19-A Client Smp ID: CV1351B-CS  
 Inj Date : 29-MAY-2013 23:36  
 Operator : SCC Inst ID: BSMC5973.i  
 Smp Info : 680-90622-a-19-a  
 Misc Info : 680-90622-A-19-A  
 Comment :  
 Method : \\tam-chemsvr\chem\SM\BSMC5973.i\1C052913.b\a-bFASTPAHi-m.m  
 Meth Date : 30-May-2013 11:17 cantins Quant Type: ISTD  
 Cal Date : 22-MAY-2013 18:05 Cal File: 1CE22020.D  
 Als bottle: 32  
 Dil Factor: 1.00000  
 Integrator: HP RTE Compound Sublist: pah.sub  
 Target Version: 4.14  
 Processing Host: TAM1000

Concentration Formula:

$$\text{Amt} * \text{DF} * 1/\text{Vi} * \text{Vt}/\text{Ws} * 100/(100 - \text{M}) * \text{A} * \text{B} * \text{C} * \text{D} * \text{GPC} * \text{CpndVariable}$$

Name	Value	Description
DF	1.000	Dilution Factor
Vi	1.000	Injection Volume
Vt	1.000	Final Volume
Ws	15.290	Weight Extracted
M	22.826	% Moisture
A	1000.000	uL to mL conversion
B	1000.000	g to kg conversion
C	0.00100	ng to ug conversion
D	1.000	ug to mg conversion(value = 1 if no conv)
GPC	1.000	GPC FACTOR
Cpnd Variable		Local Compound Variable

Compounds	QUANT	SIG	MASS	RT	EXP RT	REL RT	RESPONSE	CONCENTRATIONS	
								ON-COLUMN	FINAL
								(ug/ml)	(ug/Kg)
* 1 Naphthalene-d8	136		4.051	4.051	(1.000)	2970763	40.0000		
* 6 Acenaphthene-d10	164		5.139	5.140	(1.000)	1922370	40.0000		
* 10 Phenanthrene-d10	188		6.109	6.110	(1.000)	3948377	40.0000		
\$ 14 o-Terphenyl	230		6.362	6.363	(1.041)	404579	6.57792	557.4556	
* 18 Chrysene-d12	240		8.074	8.086	(1.000)	3836061	40.0000		
* 23 Perylene-d12	264		9.421	9.433	(1.000)	3659184	40.0000		
2 Naphthalene	128		4.068	4.062	(1.004)	112306	1.33961	113.5276	
3 2-Methylnaphthalene	142		4.492	4.493	(1.109)	73582	1.58239	134.1022	
4 1-Methylnaphthalene	142		4.551	4.551	(1.123)	59822	1.30757	110.8123	
5 Acenaphthylene	152		5.057	5.051	(0.984)	30408	0.41262	34.9679	
9 Fluorene	166		5.486	5.487	(1.068)	11631	0.19724	16.7158(Q)	
11 Phenanthrene	178		6.127	6.128	(1.003)	296376	2.54069	215.3148	
12 Anthracene	178		6.162	6.163	(1.009)	44682	0.41345	35.0386	
13 Carbazole	167		6.262	6.263	(1.025)	36045	0.47195	39.9957(Q)	

Compounds	QUANT SIG	RT	EXP RT	REL RT	RESPONSE	CONCENTRATIONS	
						ON-COLUMN (ug/ml)	FINAL (ug/Kg)
15 Fluoranthene	202	6.980	6.981 (1.142)		465312	3.90251	330.7243
16 Pyrene	202	7.151	7.151 (0.886)		420692	4.06130	344.1810
17 Benzo(a)anthracene	228	8.068	8.081 (0.999)		270419	2.55649	216.6537
19 Chrysene	228	8.098	8.109 (1.003)		342838	3.21917	272.8138
20 Benzo(b)fluoranthene	252	9.009	9.028 (0.956)		415771	4.62460	391.9184(M)
21 Benzo(k)fluoranthene	252	9.027	9.051 (0.958)		166232	1.65547	140.2957(QMH)
22 Benzo(a)pyrene	252	9.356	9.369 (0.993)		233305	2.63823	223.5810
24 Indeno(1,2,3-cd)pyrene	276	10.809	10.827 (1.147)		142074	1.61014	136.4539(M)
25 Dibenzo(a,h)anthracene	278	10.827	10.850 (1.149)		55254	0.70746	59.9549
26 Benzo(g,h,i)perylene	276	11.233	11.256 (1.192)		179631	2.11309	179.0773(M)

QC Flag Legend

- Q - Qualifier signal failed the ratio test.
- M - Compound response manually integrated.
- H - Operator selected an alternate compound hit.

Data File: 1CE29034.D

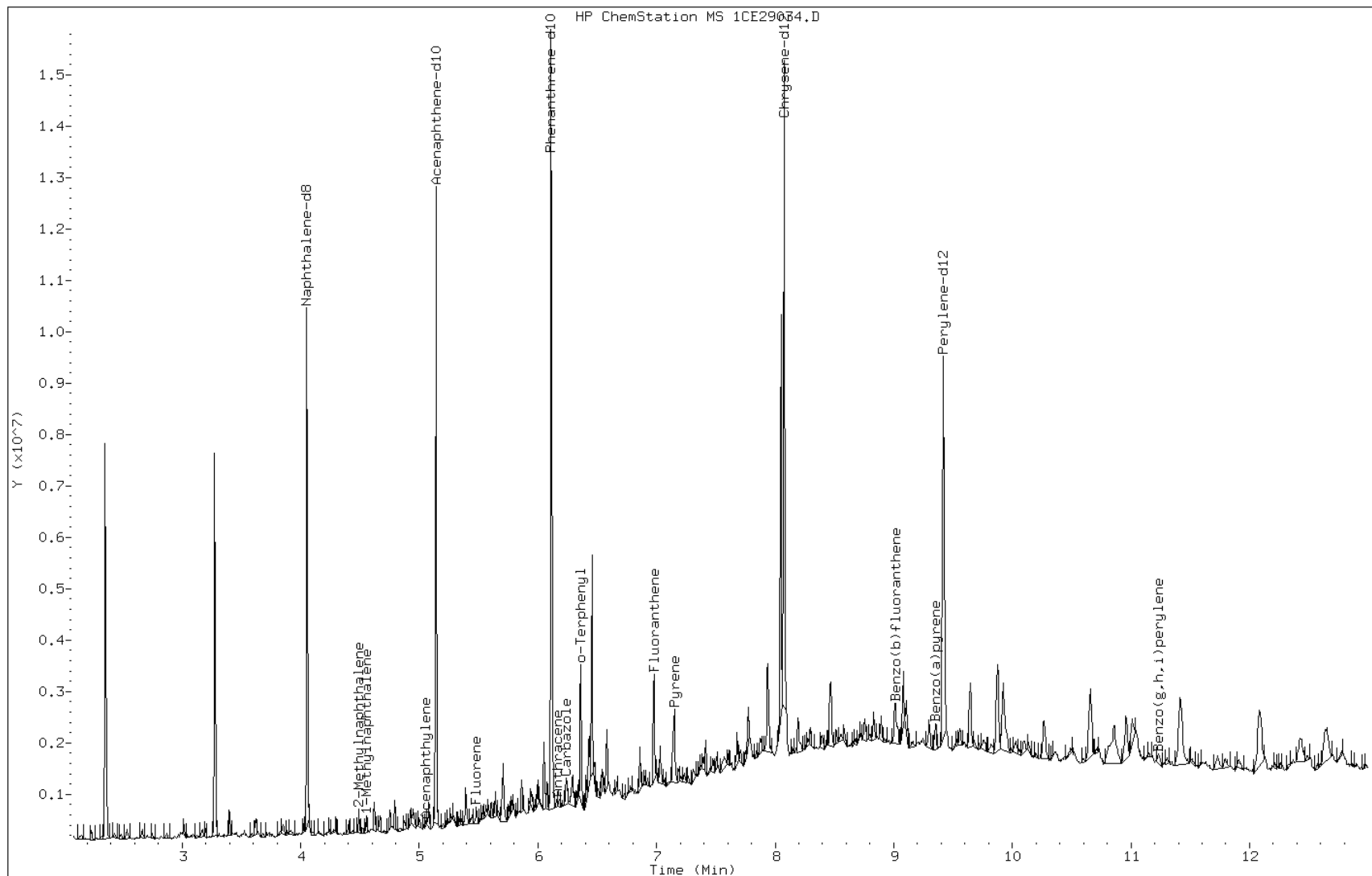
Date: 29-MAY-2013 23:36

Client ID: CV1351B-CS

Instrument: BSMC5973.i

Sample Info: 680-90622-a-19-a

Operator: SCC



Data File: 1CE29034.D

Date: 29-MAY-2013 23:36

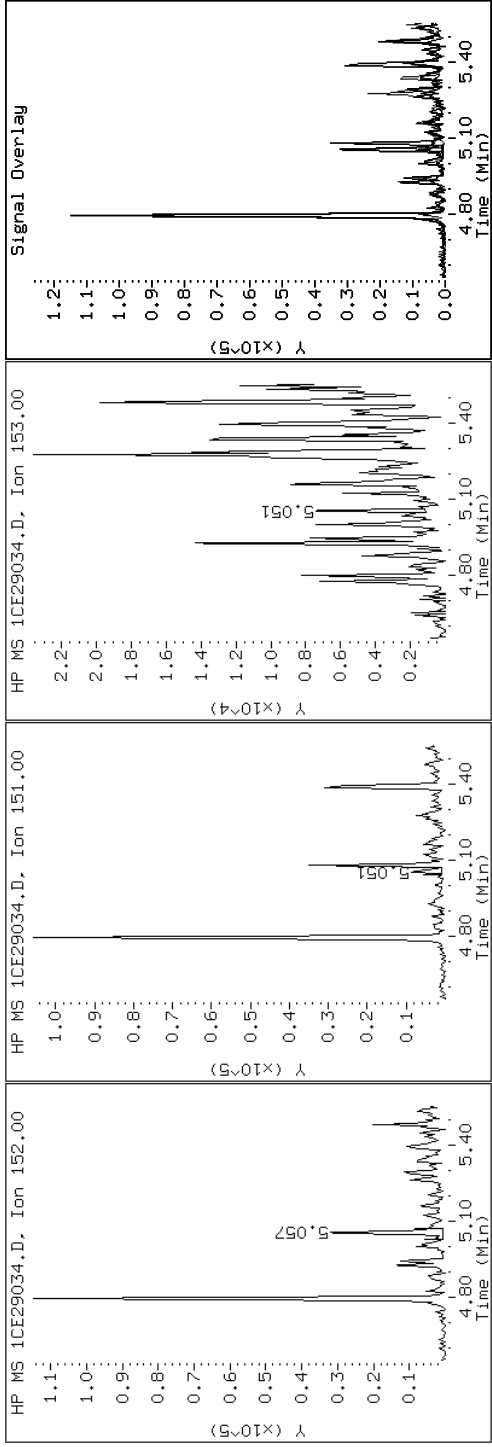
Client ID: CVI351B-CS

Instrument: BSMC5973.i

Sample Info: 680-90622-a-19-a

Operator: SCC

5 Acenaphthylene



Data File: 1CE29034.D

Date: 29-MAY-2013 23:36

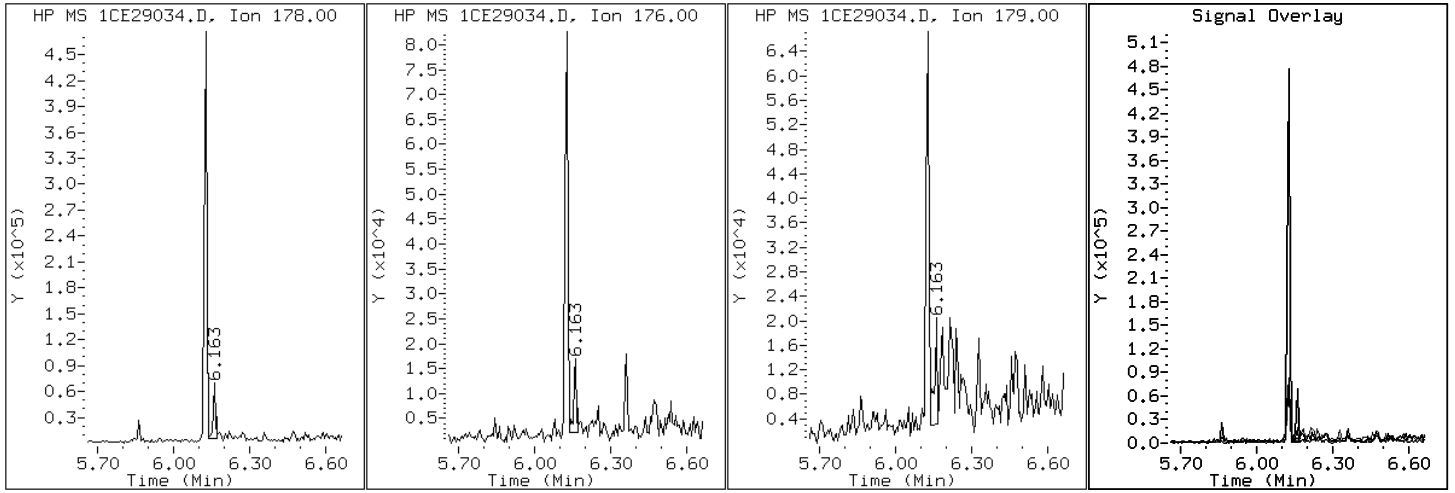
Client ID: CV1351B-CS

Instrument: BSMC5973.i

Sample Info: 680-90622-a-19-a

Operator: SCC

12 Anthracene



Data File: 1CE29034.D

Date: 29-MAY-2013 23:36

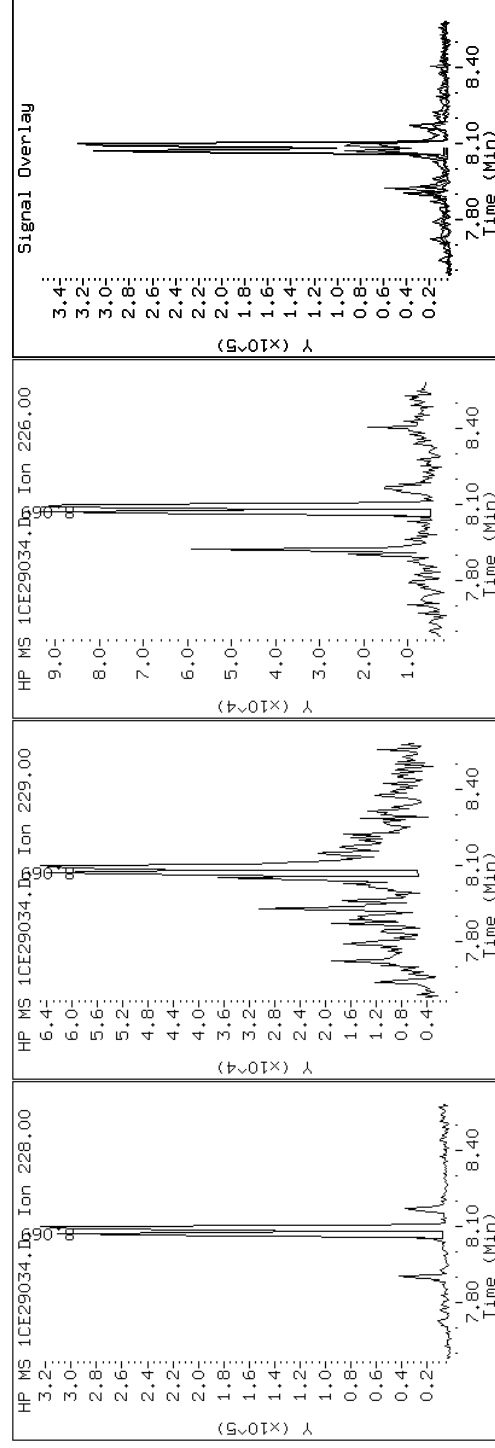
Client ID: CV1351B-CS

Instrument: BSMC5973.i

Sample Info: 680-90622-a-19-a

Operator: SCC

### 17 Benzo(a)anthracene



Data File: 1CE29034.D

Date: 29-MAY-2013 23:36

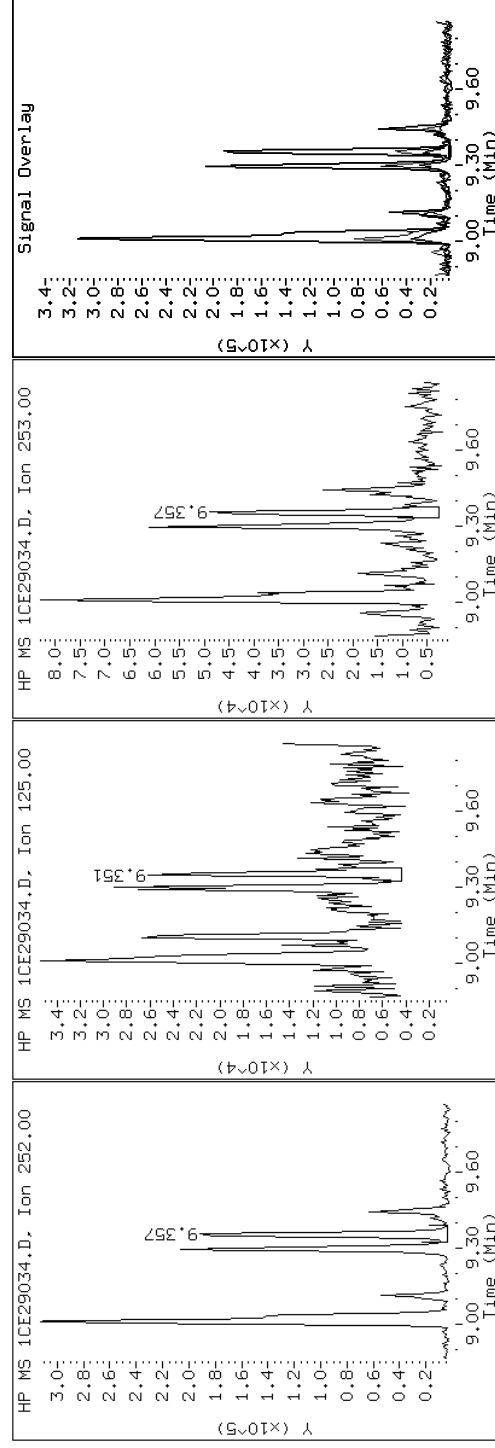
Client ID: CVI351B-CS

Instrument: BSMC5973.i

Sample Info: 680-90622-a-19-a

Operator: SCC

22 Benzo(a)pyrene





Data File: 1CE29034.D

Date: 29-MAY-2013 23:36

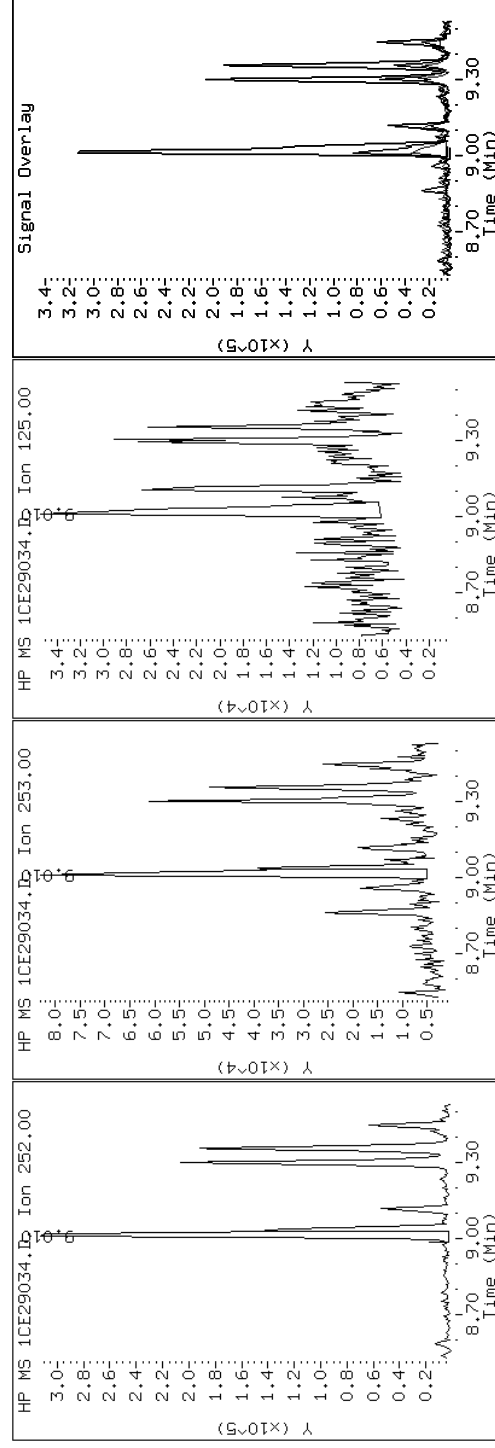
Client ID: CV1351B-CS

Instrument: BSMC5973.i

Sample Info: 680-90622-a-19-a

Operator: SCC

20 Benzo(b)fluoranthene



Data File: 1CE29034.D

Date: 29-MAY-2013 23:36

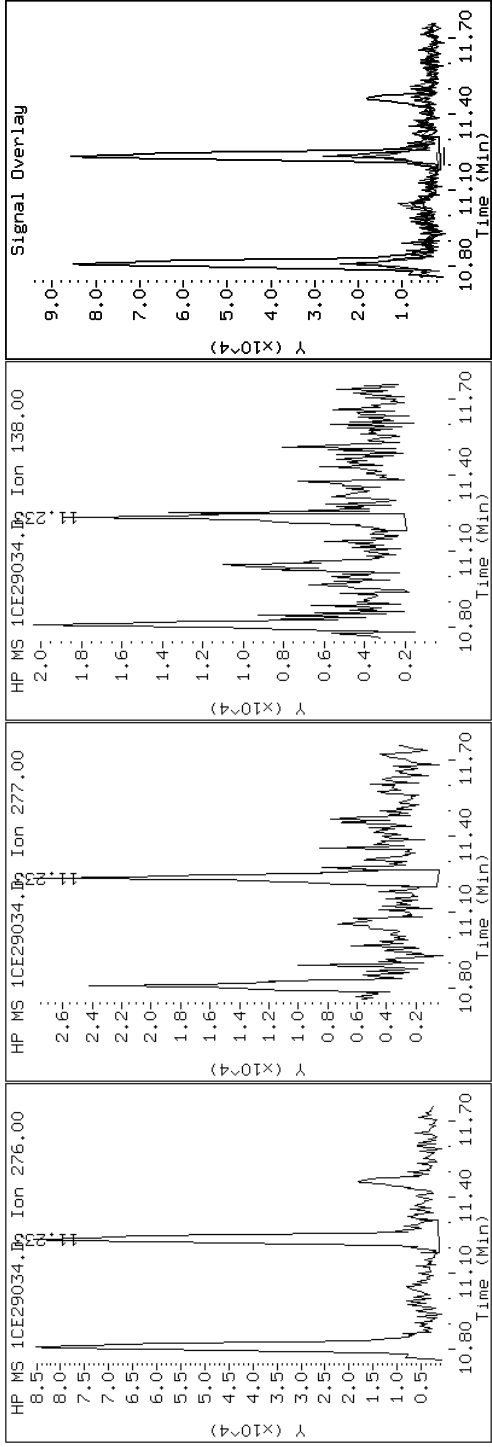
Client ID: CVI351B-CS

Instrument: BSMC5973.i

Sample Info: 680-90622-a-19-a

Operator: SCC

26 Benzo(g,h,i)perylene



Data File: 1CE29034.D

Date: 29-MAY-2013 23:36

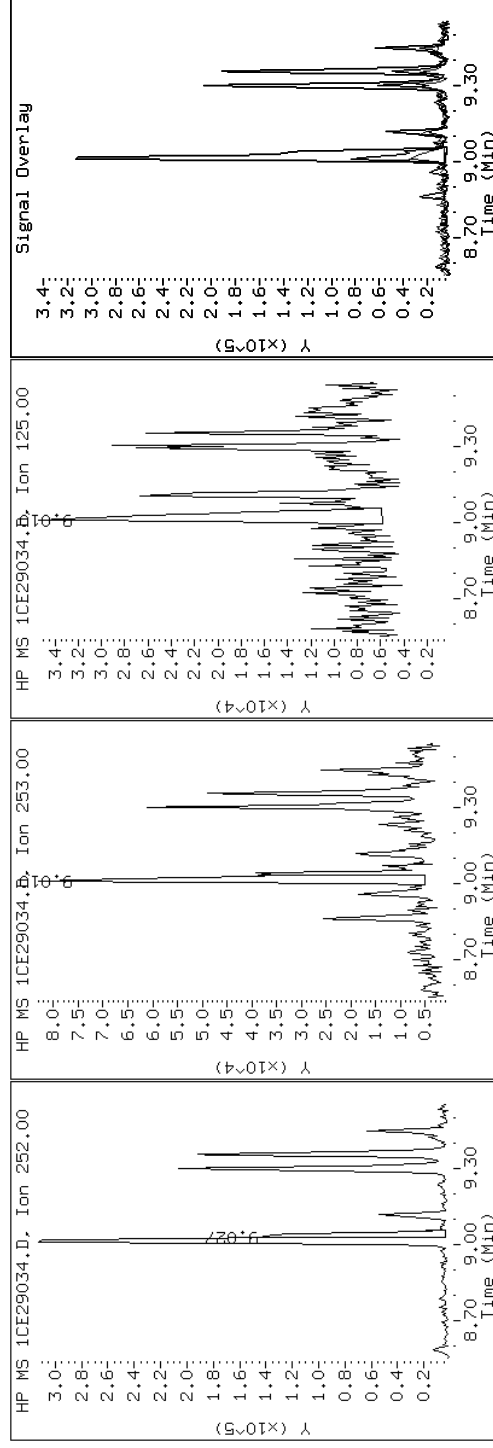
Client ID: CV1351B-CS

Instrument: BSMC5973.i

Sample Info: 680-90622-a-19-a

Operator: SCC

21 Benzo(k)fluoranthene



Data File: 1CE29034.D

Date: 29-MAY-2013 23:36

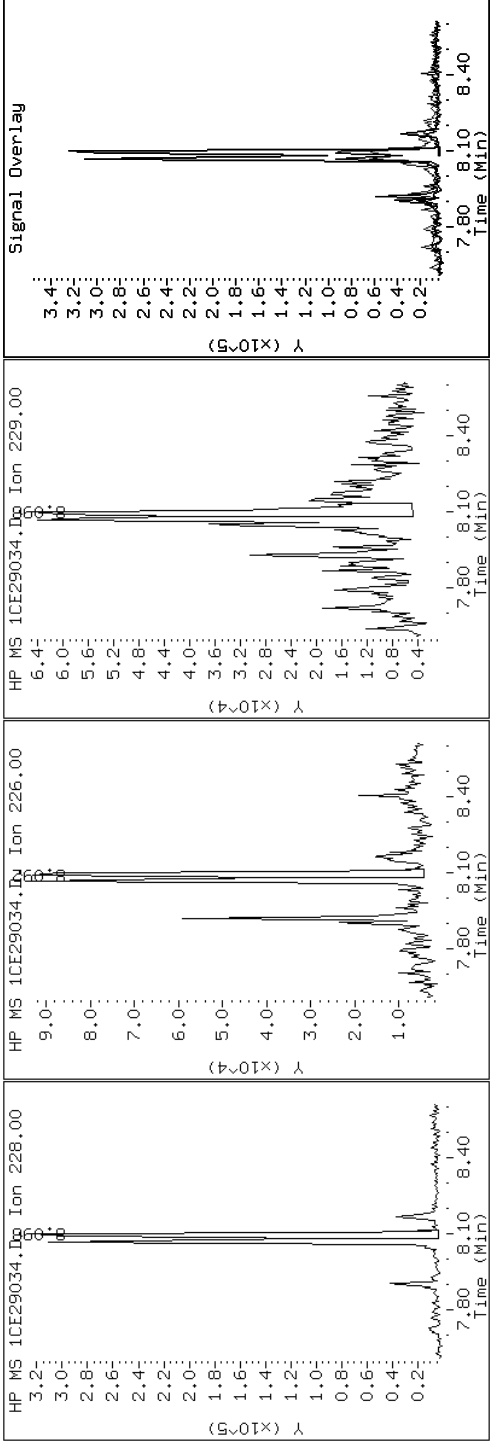
Client ID: CVI351B-CS

Instrument: BSMC5973.i

Sample Info: 680-90622-a-19-a

Operator: SCC

19 Chrysene



Data File: 1CE29034.D

Date: 29-MAY-2013 23:36

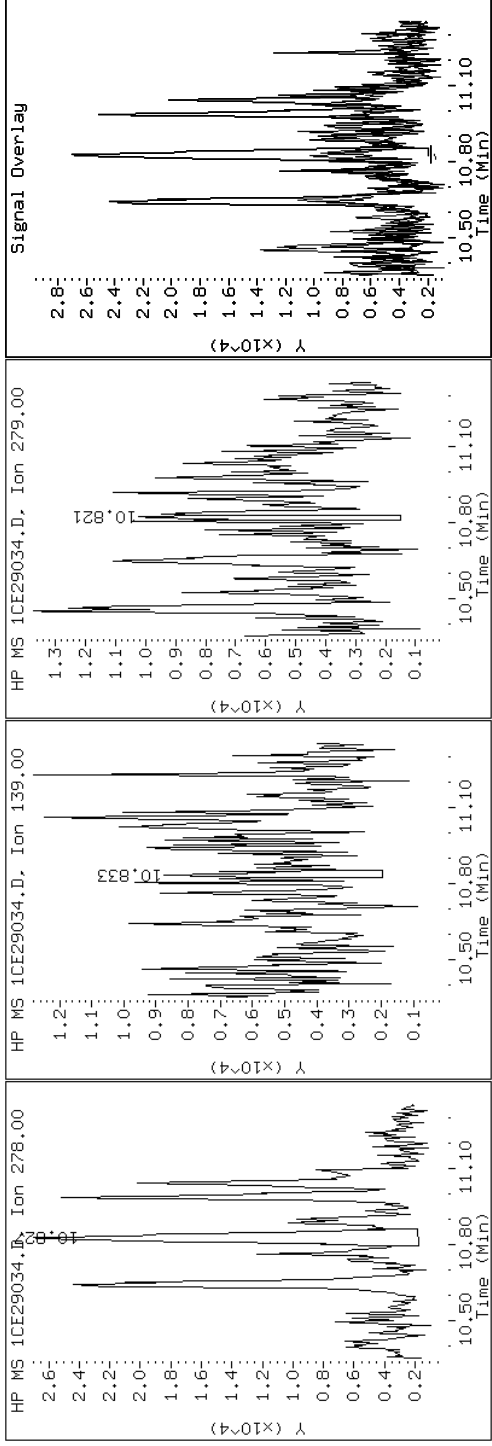
Client ID: CVI351B-CS

Instrument: BSMC5973.i

Sample Info: 680-90622-a-19-a

Operator: SCC

25 Dibenzo(a,h)anthracene



Data File: 1CE29034.D

Date: 29-MAY-2013 23:36

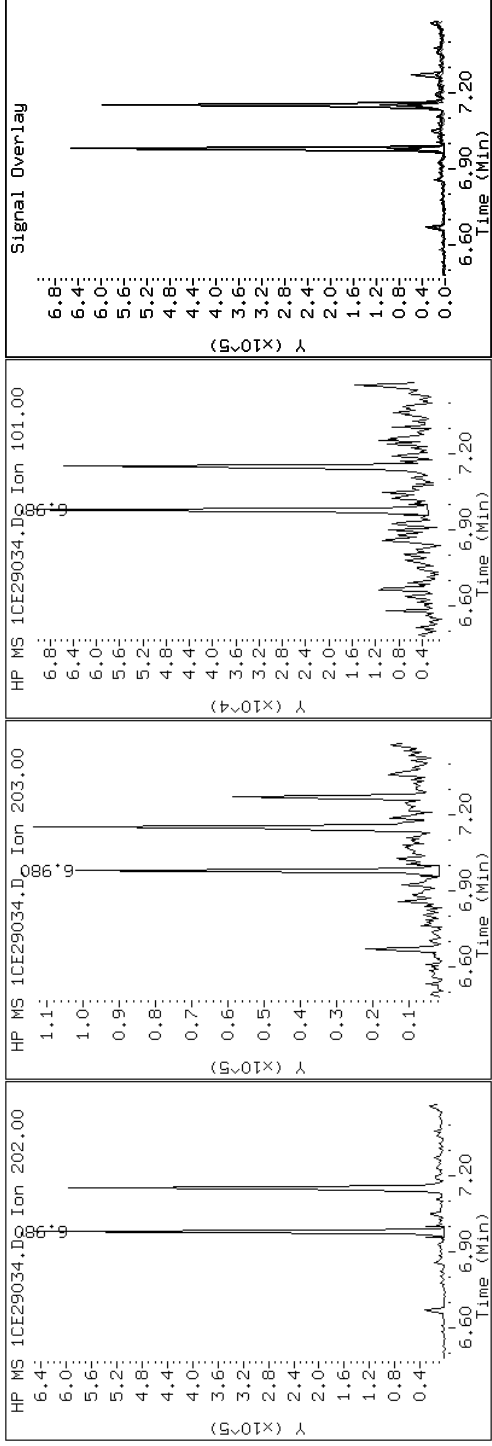
Client ID: CVI351B-CS

Instrument: BSMC5973.i

Sample Info: 680-90622-a-19-a

Operator: SCC

15 Fluoranthene



Data File: 1CE29034.D

Date: 29-MAY-2013 23:36

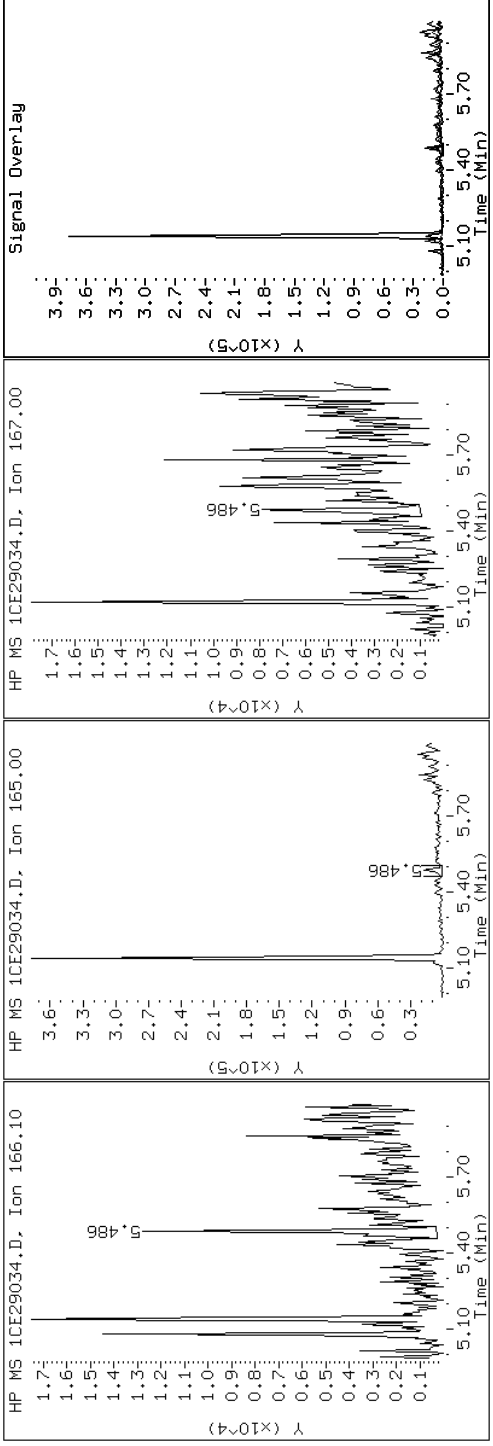
Client ID: CVI351B-CS

Instrument: BSMC5973.i

Sample Info: 680-90622-a-19-a

Operator: SCC

9 Fluorene



Data File: 1CE29034.D

Date: 29-MAY-2013 23:36

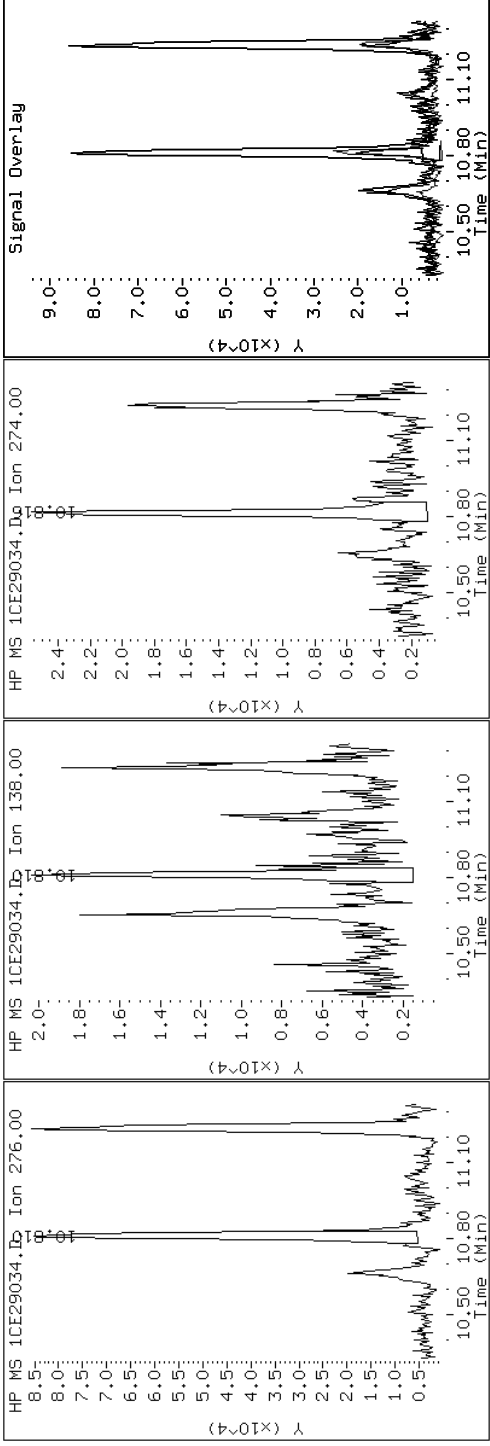
Client ID: CVI351B-CS

Instrument: BSMC5973.i

Sample Info: 680-90622-a-19-a

Operator: SCC

24 Indeno(1,2,3-cd)pyrene





Data File: 1CE29034.D

Date: 29-MAY-2013 23:36

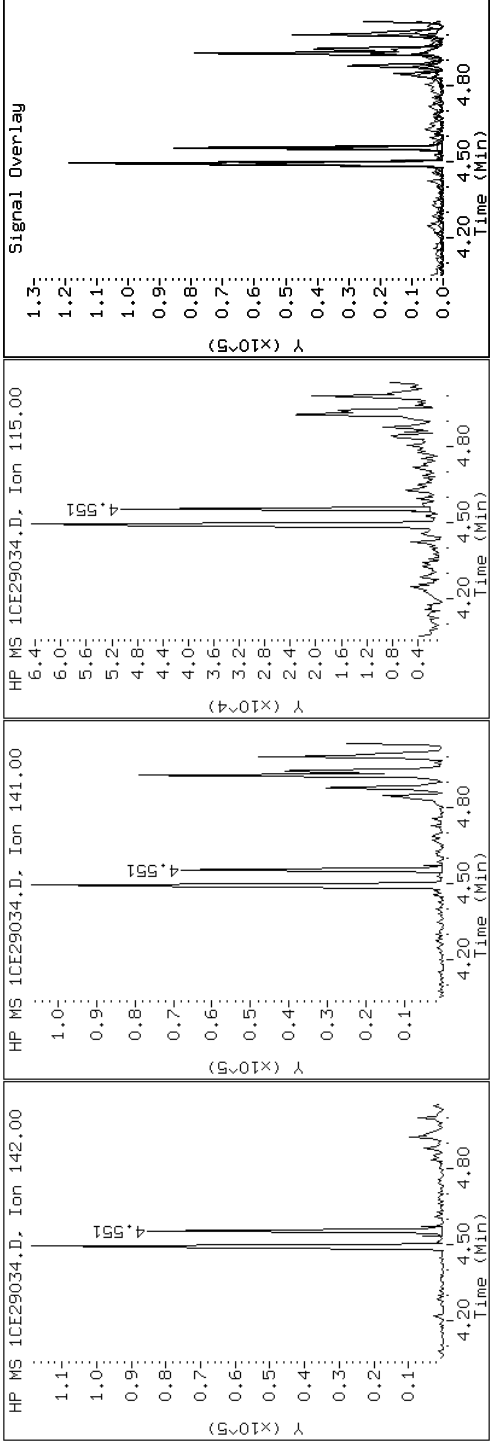
Client ID: CVI351B-CS

Instrument: BSMC5973.i

Sample Info: 680-90622-a-19-a

Operator: SCC

4 1-Methylnaphthalene



Data File: 1CE29034.D

Date: 29-MAY-2013 23:36

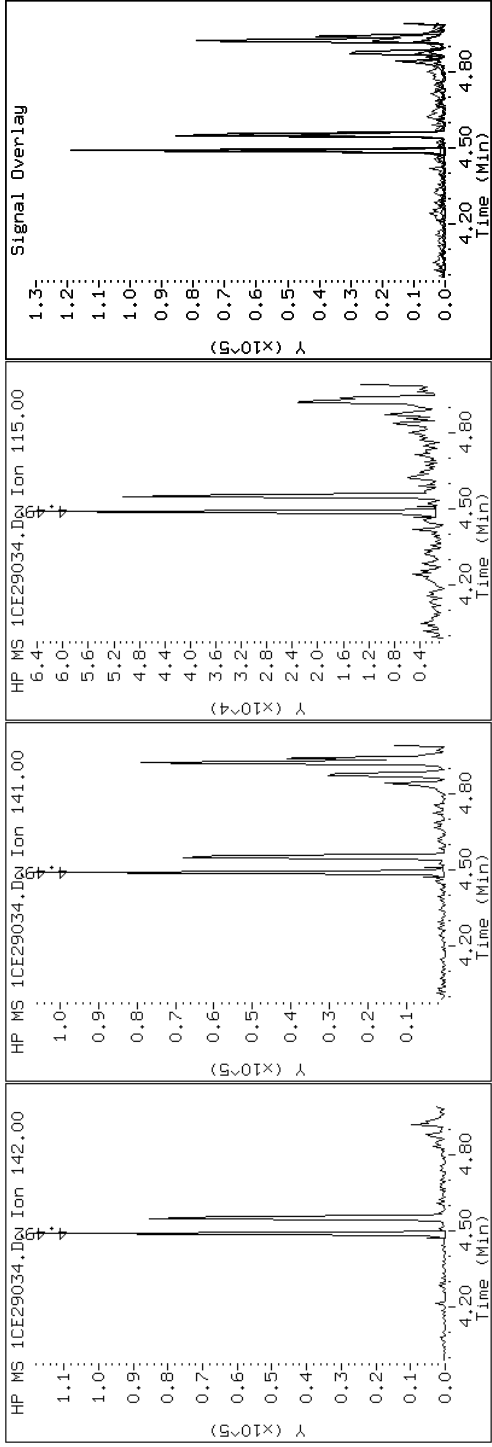
Client ID: CVI351B-CS

Instrument: BSMC5973.i

Sample Info: 680-90622-a-19-a

Operator: SCC

### 3 2-Methylnaphthalene



Data File: 1CE29034.D

Date: 29-MAY-2013 23:36

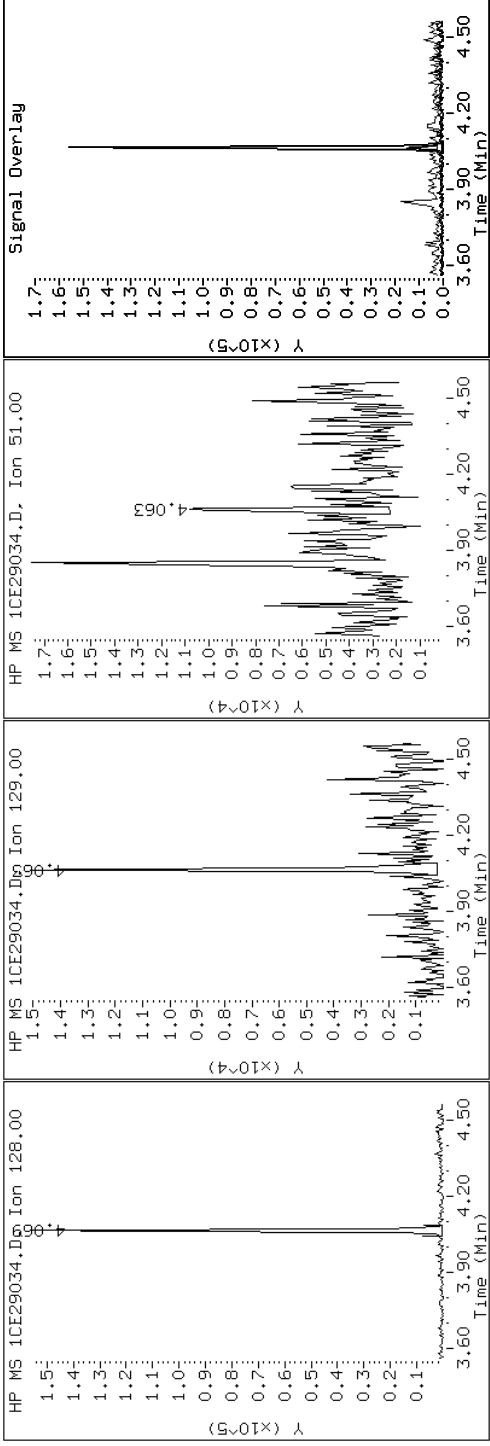
Client ID: CV1351B-CS

Instrument: BSMC5973.i

Sample Info: 680-90622-a-19-a

Operator: SCC

2 Naphthalene



Data File: 1CE29034.D

Date: 29-MAY-2013 23:36

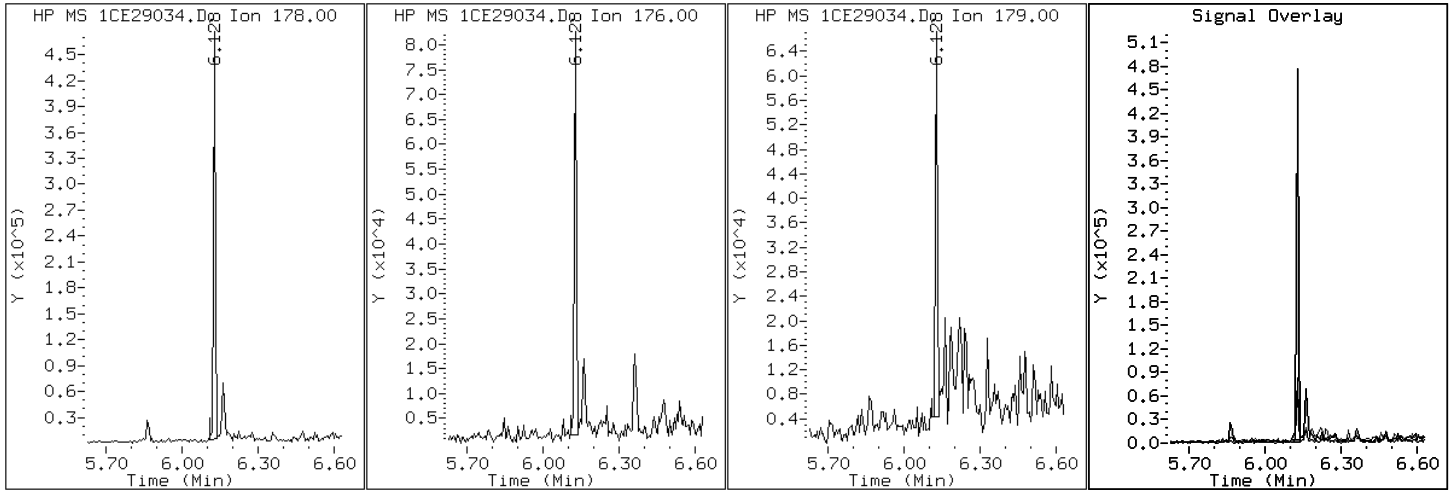
Client ID: CV1351B-CS

Instrument: BSMC5973.i

Sample Info: 680-90622-a-19-a

Operator: SCC

11 Phenanthrene



Data File: 1CE29034.D

Date: 29-MAY-2013 23:36

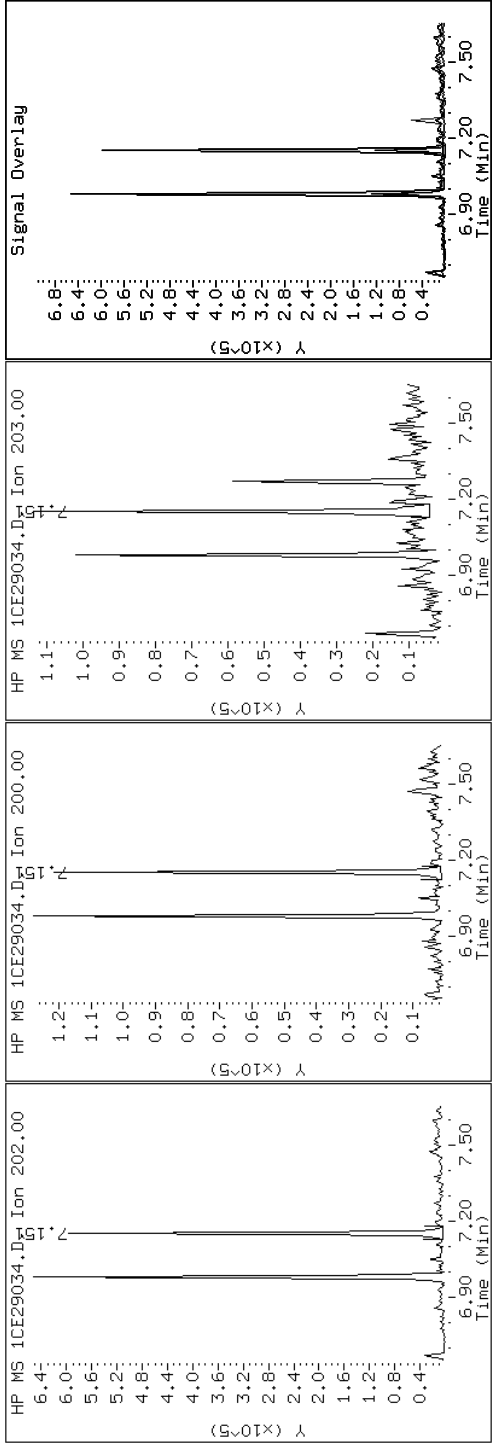
Client ID: CVI351B-CS

Instrument: BSMC5973.i

Sample Info: 680-90622-a-19-a

Operator: SCC

16 Pyrene

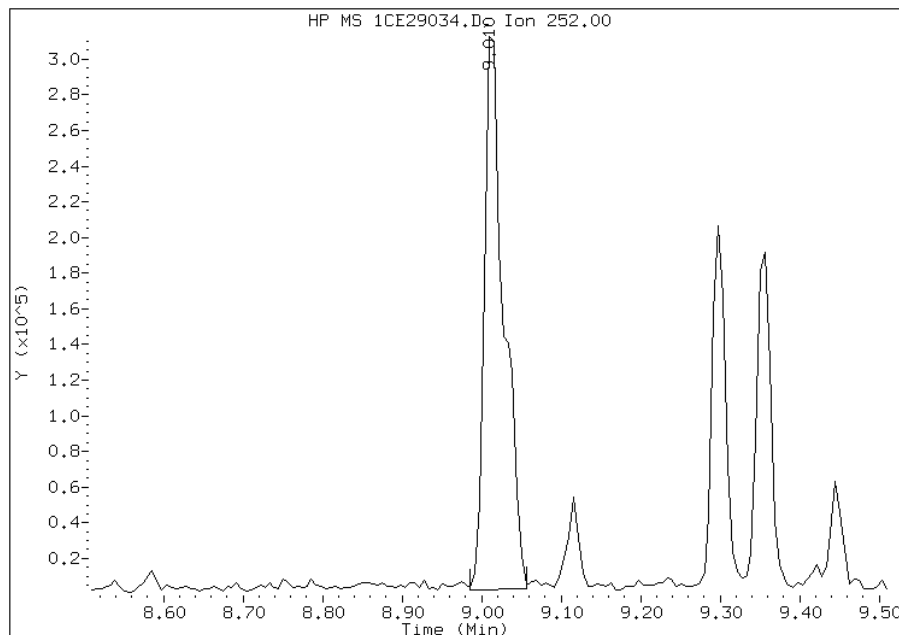


# Manual Integration Report

Data File: 1CE29034.D  
Inj. Date and Time: 29-MAY-2013 23:36  
Instrument ID: BSMC5973.i  
Client ID: CV1351B-CS  
Compound: 20 Benzo(b)fluoranthene  
CAS #: 205-99-2  
Report Date: 06/03/2013

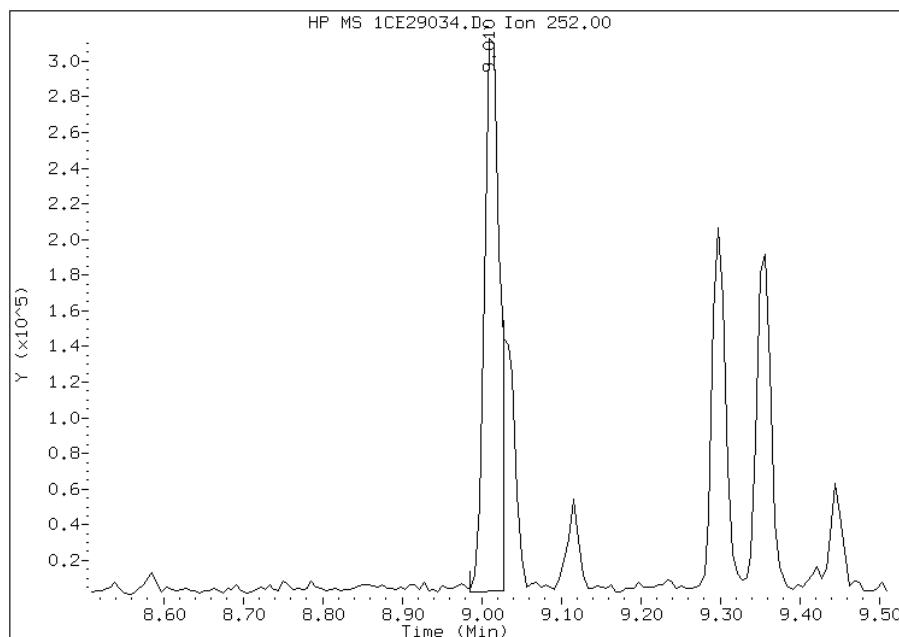
## Processing Integration Results

RT: 9.01  
Response: 533964  
Amount: 6  
Conc: 503



## Manual Integration Results

RT: 9.01  
Response: 415771  
Amount: 5  
Conc: 392



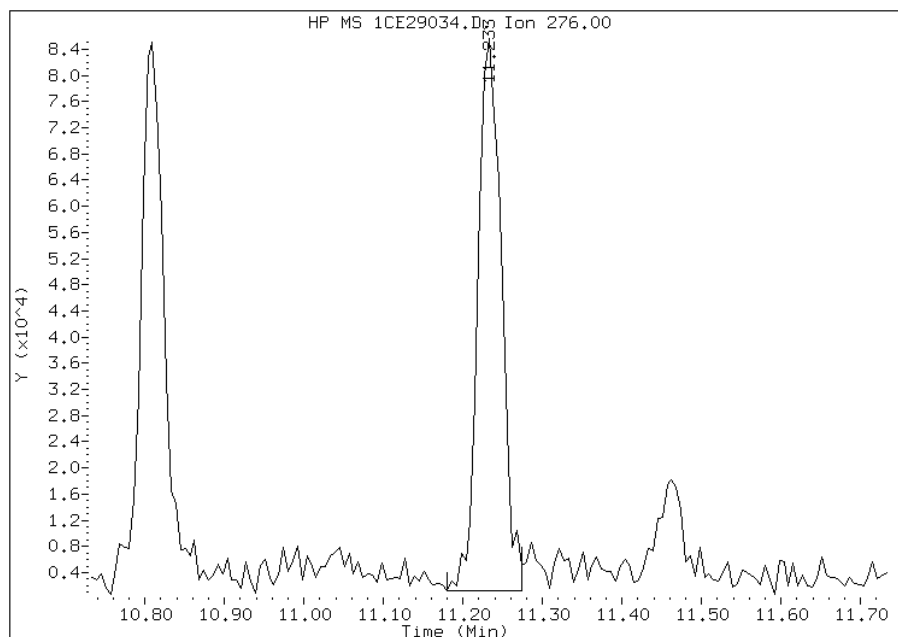
Manually Integrated By: cantins  
Modification Date: 03-Jun-2013 13:57  
Manual Integration Reason: Split Peak

# Manual Integration Report

Data File: 1CE29034.D  
Inj. Date and Time: 29-MAY-2013 23:36  
Instrument ID: BSMC5973.i  
Client ID: CV1351B-CS  
Compound: 26 Benzo(g,h,i)perylene  
CAS #: 191-24-2  
Report Date: 06/03/2013

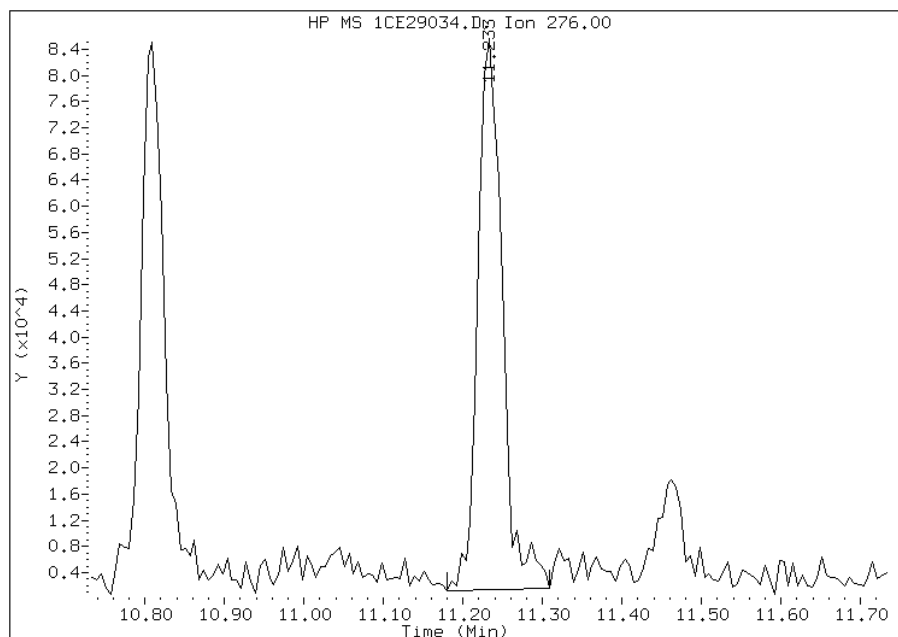
## Processing Integration Results

RT: 11.23  
Response: 172650  
Amount: 2  
Conc: 172



## Manual Integration Results

RT: 11.23  
Response: 179631  
Amount: 2  
Conc: 179



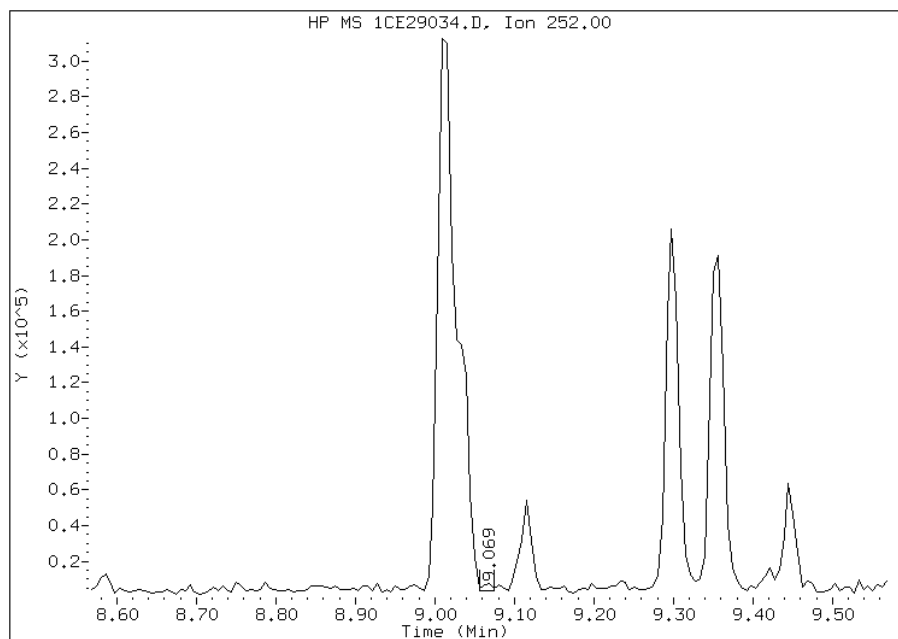
Manually Integrated By: cantins  
Modification Date: 03-Jun-2013 13:57  
Manual Integration Reason: Baseline Event

# Manual Integration Report

Data File: 1CE29034.D  
Inj. Date and Time: 29-MAY-2013 23:36  
Instrument ID: BSMC5973.i  
Client ID: CV1351B-CS  
Compound: 21 Benzo(k)fluoranthene  
CAS #: 207-08-9  
Report Date: 06/03/2013

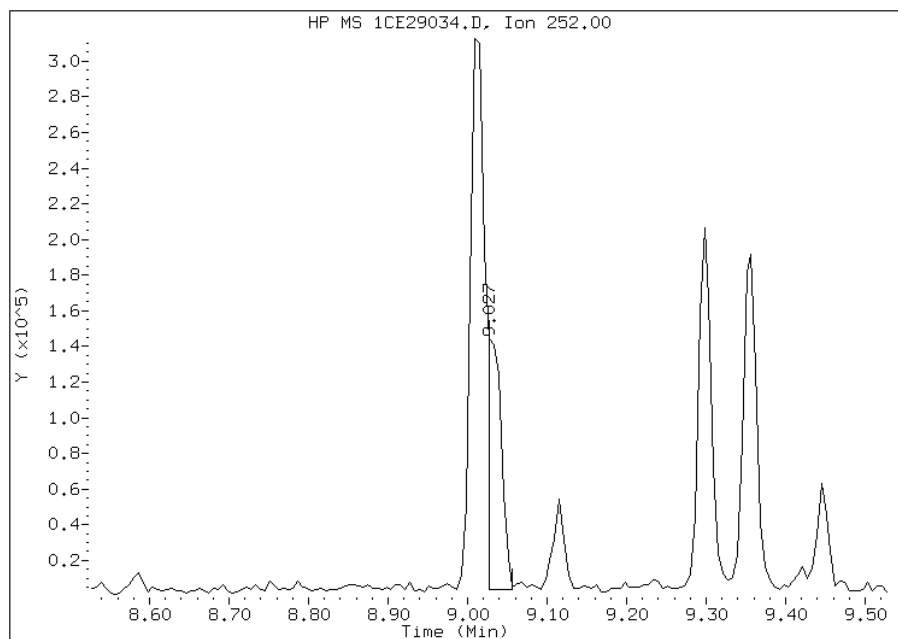
## Processing Integration Results

RT: 9.07  
Response: 3977  
Amount: 0  
Conc: 3



## Manual Integration Results

RT: 9.03  
Response: 166232  
Amount: 2  
Conc: 140



Manually Integrated By: cantins  
Modification Date: 03-Jun-2013 13:57  
Manual Integration Reason: Baseline Event

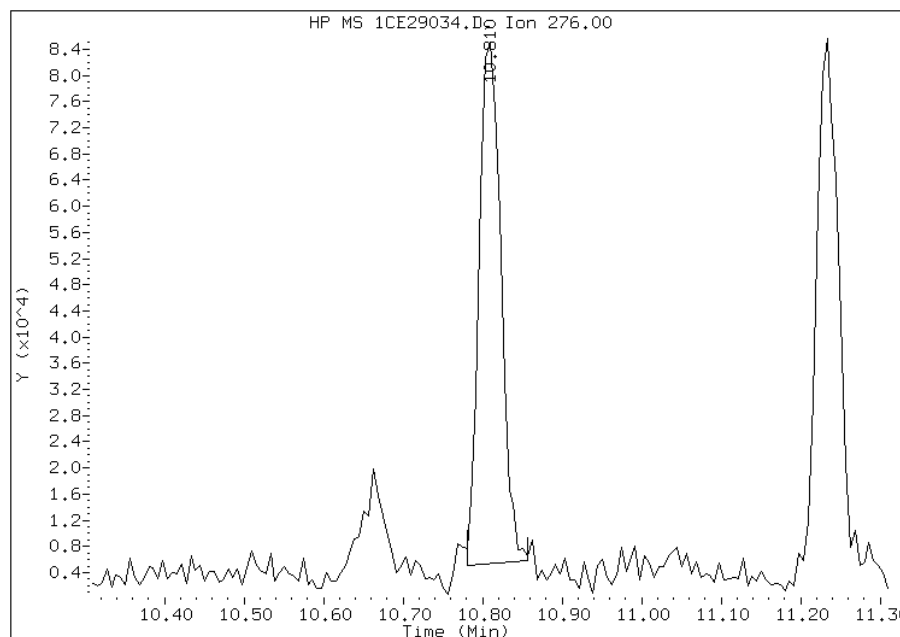


# Manual Integration Report

Data File: 1CE29034.D  
Inj. Date and Time: 29-MAY-2013 23:36  
Instrument ID: BSMC5973.i  
Client ID: CV1351B-CS  
Compound: 24 Indeno(1,2,3-cd)pyrene  
CAS #: 193-39-5  
Report Date: 06/03/2013

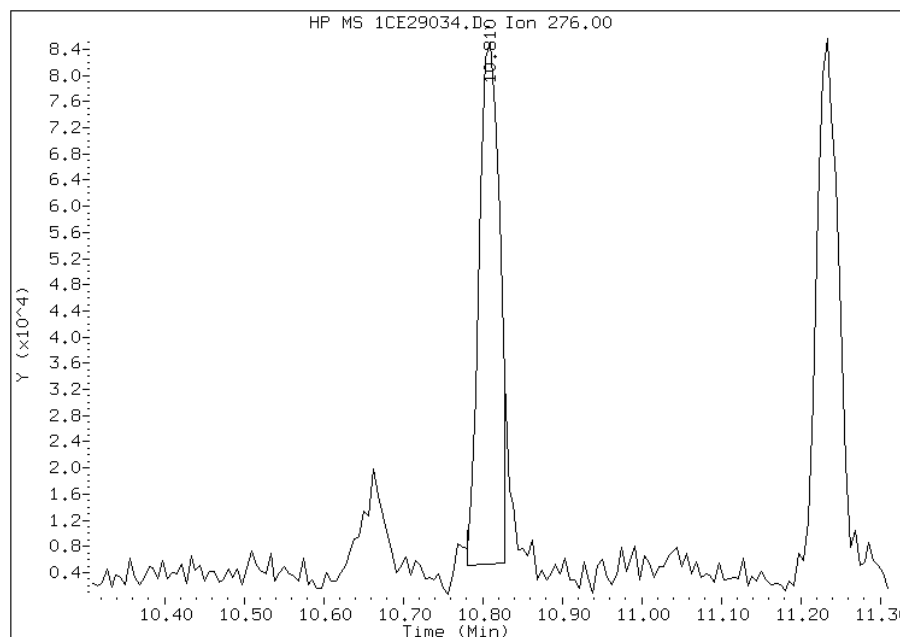
## Processing Integration Results

RT: 10.81  
Response: 150612  
Amount: 2  
Conc: 144



## Manual Integration Results

RT: 10.81  
Response: 142074  
Amount: 2  
Conc: 136



Manually Integrated By: cantins  
Modification Date: 03-Jun-2013 13:57  
Manual Integration Reason: Split Peak

FORM I  
GC/MS SEMI VOA ORGANICS ANALYSIS DATA SHEET

Lab Name: TestAmerica Tampa Job No.: 680-90622-1  
 SDG No.: 68090622-1  
 Client Sample ID: CV1358A-CS Lab Sample ID: 680-90622-20  
 Matrix: Solid Lab File ID: 1DE29012.D  
 Analysis Method: 8270C LL Date Collected: 05/21/2013 09:30  
 Extract. Method: 3546 Date Extracted: 05/24/2013 12:33  
 Sample wt/vol: 15.00(g) Date Analyzed: 05/29/2013 18:32  
 Con. Extract Vol.: 1(mL) Dilution Factor: 4  
 Injection Volume: 1(uL) Level: (low/med) Low  
 % Moisture: 23.8 GPC Cleanup: (Y/N) N  
 Analysis Batch No.: 137911 Units: ug/Kg

CAS NO.	COMPOUND NAME	RESULT	Q	RL	MDL
83-32-9	Acenaphthene	530	U	530	110
208-96-8	Acenaphthylene	99	J	210	26
120-12-7	Anthracene	150		44	22
56-55-3	Benzo[a]anthracene	410		42	20
50-32-8	Benzo[a]pyrene	420		55	27
205-99-2	Benzo[b]fluoranthene	770		64	32
191-24-2	Benzo[g,h,i]perylene	400		110	23
207-08-9	Benzo[k]fluoranthene	210		42	19
218-01-9	Chrysene	630		47	24
53-70-3	Dibenz(a,h)anthracene	110		110	22
206-44-0	Fluoranthene	880		110	21
86-73-7	Fluorene	39	J	110	22
193-39-5	Indeno[1,2,3-cd]pyrene	360		110	37
90-12-0	1-Methylnaphthalene	190	J	210	23
91-57-6	2-Methylnaphthalene	240		210	37
91-20-3	Naphthalene	180	J	210	23
85-01-8	Phenanthrene	660	B	42	20
129-00-0	Pyrene	830		110	19

CAS NO.	SURROGATE	%REC	Q	LIMITS
84-15-1	o-Terphenyl	72		30-130

TestAmerica Laboratories

Semivolatiles 8270 low level PAH

Data file : \\tam-chemsvr\chem\SM\BSMSD.i\1D052913.b\1DE29012.D  
 Lab Smp Id: 680-90622-A-20-A Client Smp ID: CV1358A-CS  
 Inj Date : 29-MAY-2013 18:32  
 Operator : SCC Inst ID: BSMSD.i  
 Smp Info : 680-90622-a-20-a  
 Misc Info : 680-90622-A-20-A  
 Comment :  
 Method : \\tam-chemsvr\chem\SM\BSMSD.i\1D052913.b\dFASTPAHi.m  
 Meth Date : 29-May-2013 17:42 cantins Quant Type: ISTD  
 Cal Date : 23-MAY-2013 15:19 Cal File: 1DE23009.D  
 Als bottle: 12  
 Dil Factor: 4.00000  
 Integrator: HP RTE Compound Sublist: pah.sub  
 Target Version: 4.14  
 Processing Host: TAM1000

Concentration Formula:

$$\text{Amt} * \text{DF} * 1/\text{Vi} * \text{Vt}/\text{Ws} * 100/(100 - \text{M}) * \text{A} * \text{B} * \text{C} * \text{D} * \text{GPC} * \text{CpndVariable}$$

Name	Value	Description
DF	4.000	Dilution Factor
Vi	1.000	Injection Volume
Vt	1.000	Final Volume
Ws	15.000	Weight Extracted
M	23.841	% Moisture
A	1000.000	uL to mL conversion
B	1000.000	g to kg conversion
C	0.00100	ng to ug conversion
D	1.000	ug to mg conversion(value = 1 if no conv)
GPC	1.000	GPC FACTOR
Cpnd Variable		Local Compound Variable

Compounds	QUANT	SIG	RT	EXP RT	REL RT	RESPONSE	CONCENTRATIONS	
							ON-COLUMN ( ug/l)	FINAL (ug/Kg)
* 1 Naphthalene-d8	136		6.278	6.277	(1.000)	3650098	40.0000	
* 7 Acenaphthene-d10	164		7.947	7.945	(1.000)	2014679	40.0000	
* 11 Phenanthrene-d10	188		9.199	9.197	(1.000)	3154456	40.0000	
\$ 15 o-Terphenyl	230		9.510	9.508	(1.034)	83442	1.80557	630
* 19 Chrysene-d12	240		11.560	11.559	(1.000)	2576374	40.0000	
* 24 Perylene-d12	264		13.470	13.456	(1.000)	2832780	40.0000	
2 Naphthalene	128		6.296	6.294	(1.003)	45305	0.50331	180
3 2-Methylnaphthalene	142		6.995	6.993	(1.114)	40060	0.69897	240
4 1-Methylnaphthalene	142		7.089	7.087	(1.129)	31697	0.53721	190
5 1,1'-Biphenyl	154		7.430	7.428	(0.935)	9215	0.13538	47
6 Acenaphthylene	152		7.812	7.816	(0.983)	23544	0.28186	99
9 Dibenzofuran	168		8.117	8.116	(1.021)	18286	0.25027	88
10 Fluorene	166		8.411	8.409	(1.058)	6695	0.11167	39
12 Phenanthrene	178		9.216	9.214	(1.002)	161127	1.88600	660

Compounds	QUANT SIG	RT	EXP RT	REL RT	RESPONSE	CONCENTRATIONS	
						ON-COLUMN ( ug/l)	FINAL (ug/Kg)
13 Anthracene	178	9.257	9.255 (1.006)		35260	0.42536	150
16 Fluoranthene	202	10.197	10.195 (1.109)		218996	2.50564	880
17 Pyrene	202	10.385	10.383 (0.898)		178226	2.36280	830
18 Benzo(a)anthracene	228	11.543	11.541 (0.998)		89054	1.16470	410
20 Chrysene	228	11.584	11.582 (1.002)		123479	1.79340	630
21 Benzo(b)fluoranthene	252	12.894	12.898 (0.957)		156490	2.20510	770
22 Benzo(k)fluoranthene	252	12.929	12.939 (0.960)		43690	0.58789	200(H)
23 Benzo(a)pyrene	252	13.364	13.362 (0.992)		77321	1.19901	420
25 Indeno(1,2,3-cd)pyrene	276	15.103	15.101 (1.121)		64508	1.02412	360(M)
26 Dibenzo(a,h)anthracene	278	15.133	15.143 (1.123)		16964	0.32253	110
27 Benzo(g,h,i)perylene	276	15.568	15.577 (1.156)		72976	1.13454	400(M)

QC Flag Legend

- M - Compound response manually integrated.
- H - Operator selected an alternate compound hit.

Data File: 1DE29012.D

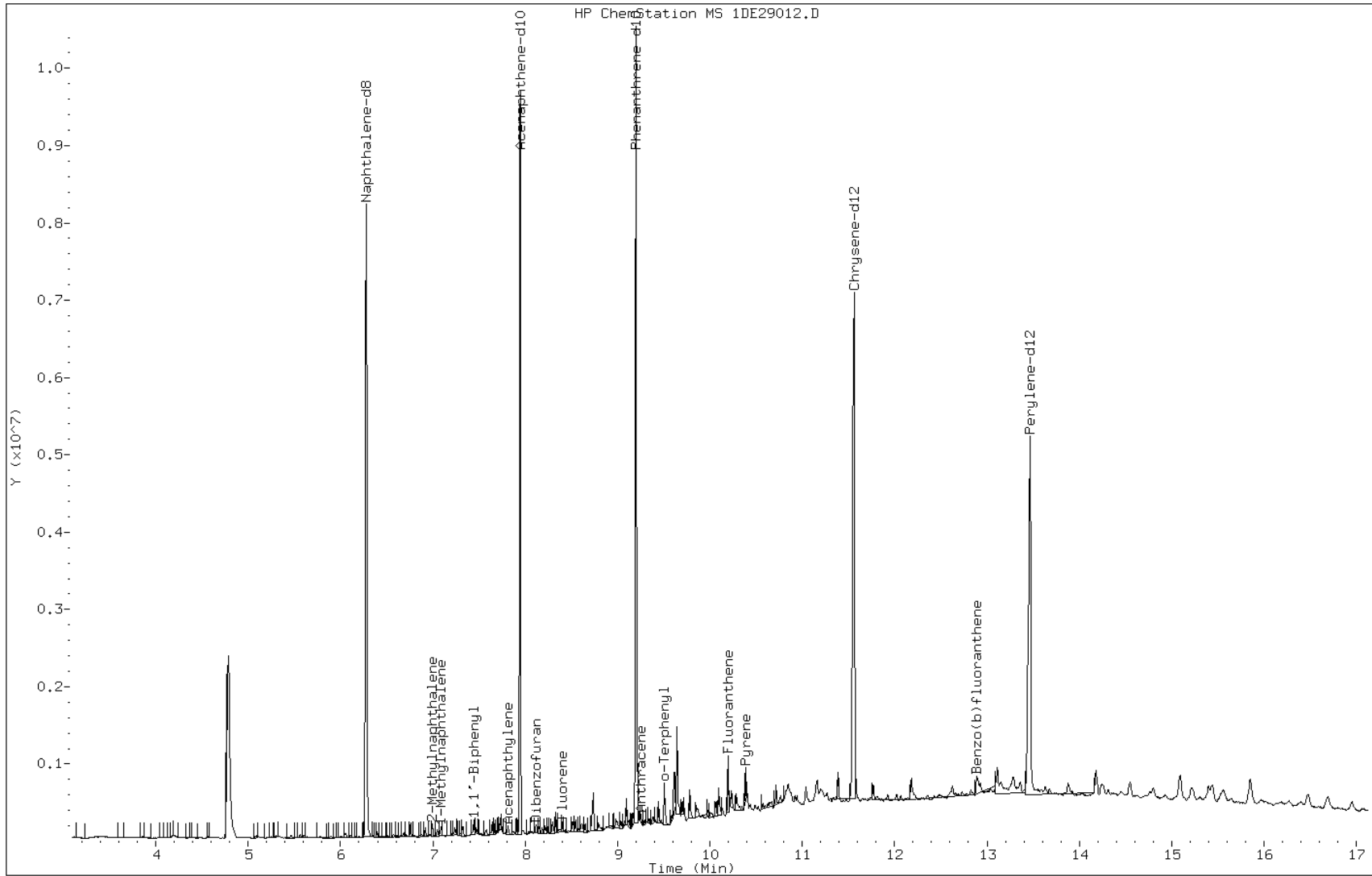
Date: 29-MAY-2013 18:32

Client ID: CV1358A-CS

Instrument: BSMSD.i

Sample Info: 680-90622-a-20-a

Operator: SCC



Data File: 1DE29012.D

Date: 29-MAY-2013 18:32

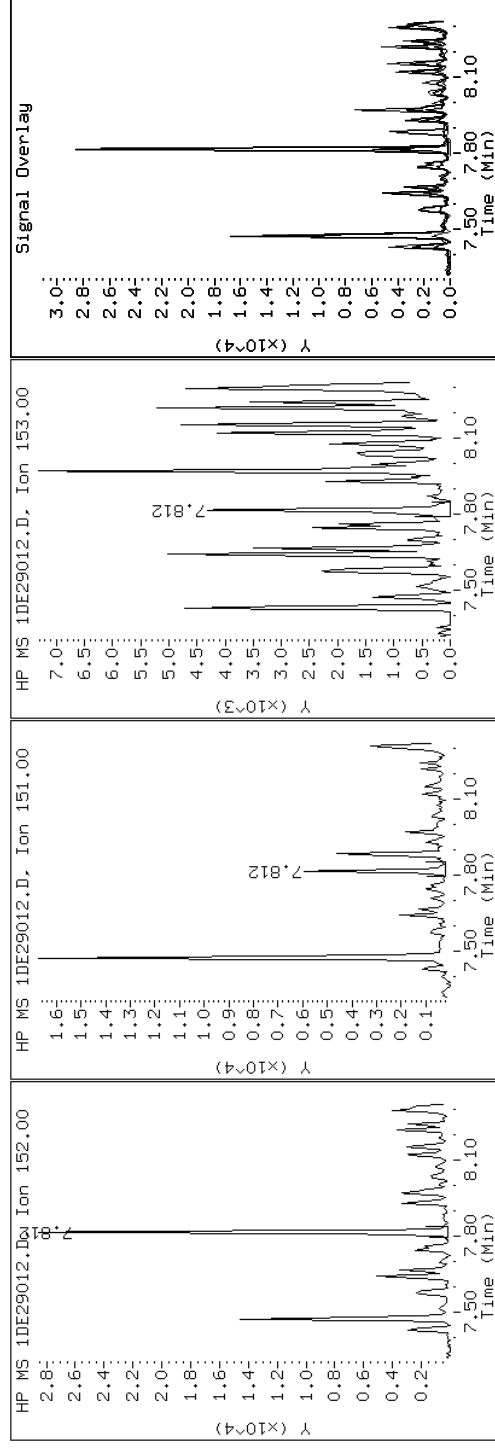
Client ID: CVI358A-CS

Instrument: BSMMSD.i

Sample Info: 680-90622-a-20-a

Operator: SCC

### 6 Acenaphthylene



Data File: 1DE29012.D

Date: 29-MAY-2013 18:32

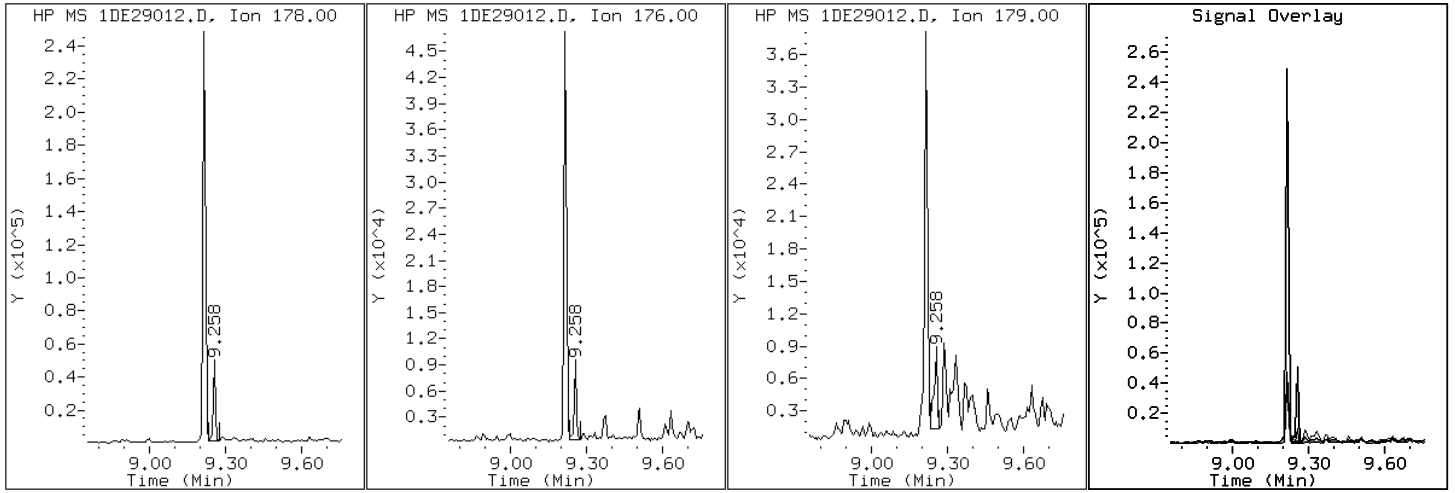
Client ID: CV1358A-CS

Instrument: BSMSD.i

Sample Info: 680-90622-a-20-a

Operator: SCC

13 Anthracene



Data File: 1DE29012.D

Date: 29-MAY-2013 18:32

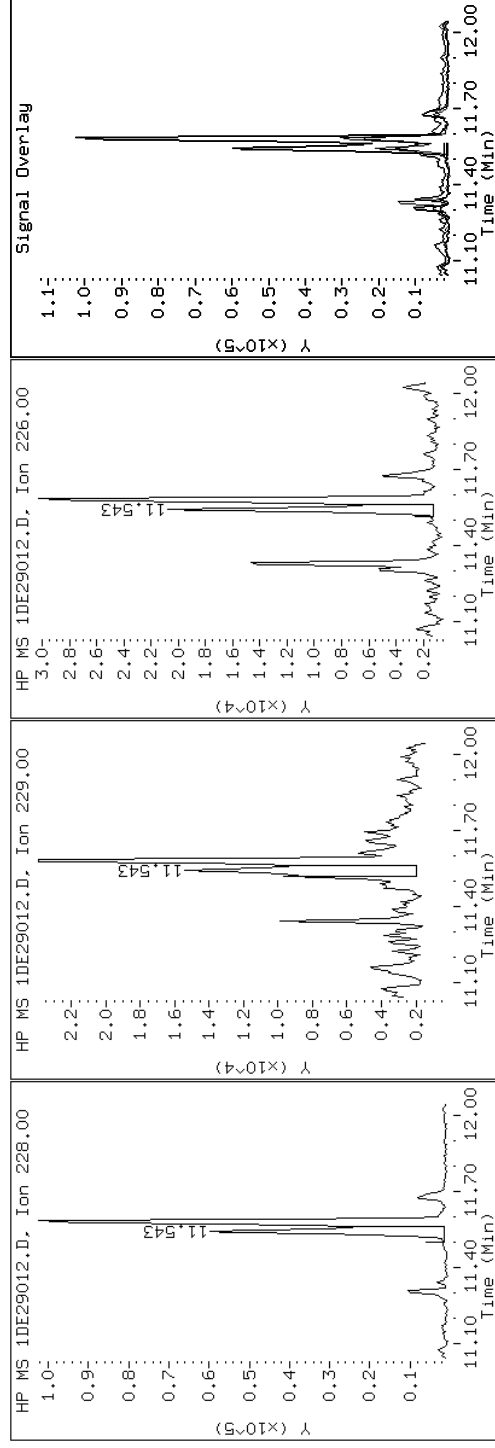
Client ID: CV1358A-CS

Instrument: BSMDS.i

Sample Info: 680-90622-a-20-a

Operator: SCC

18 Benzo(a)anthracene





Data File: 1DE29012.D

Date: 29-MAY-2013 18:32

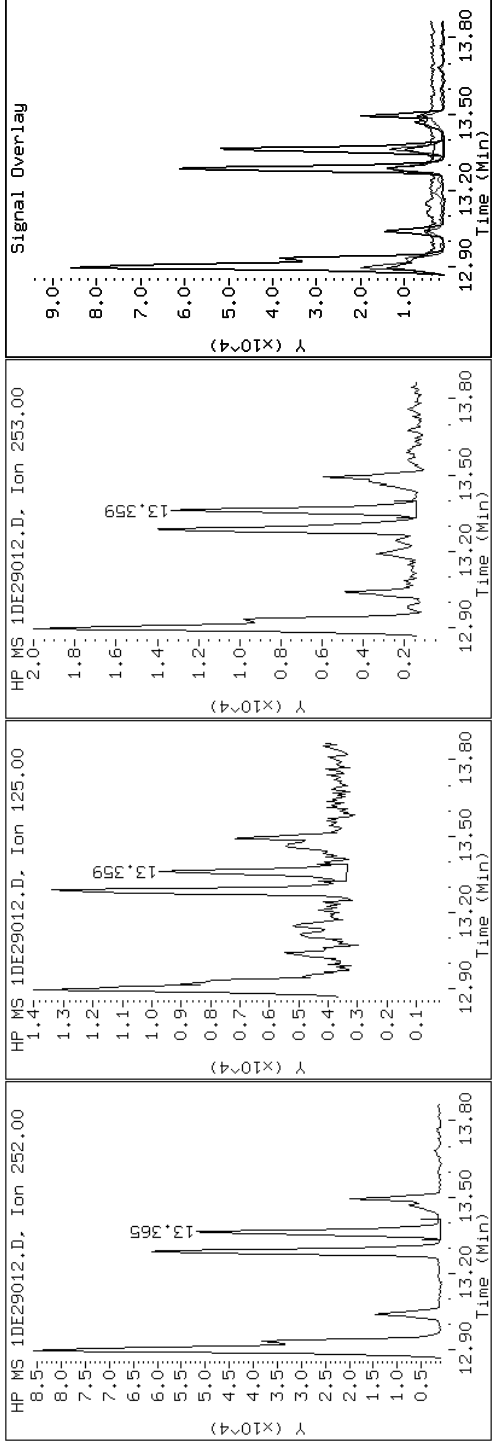
Client ID: CV1358A-CS

Instrument: BSMDS.i

Sample Info: 680-90622-a-20-a

Operator: SCC

23 Benzo(a)pyrene



Data File: 1DE29012.D

Date: 29-MAY-2013 18:32

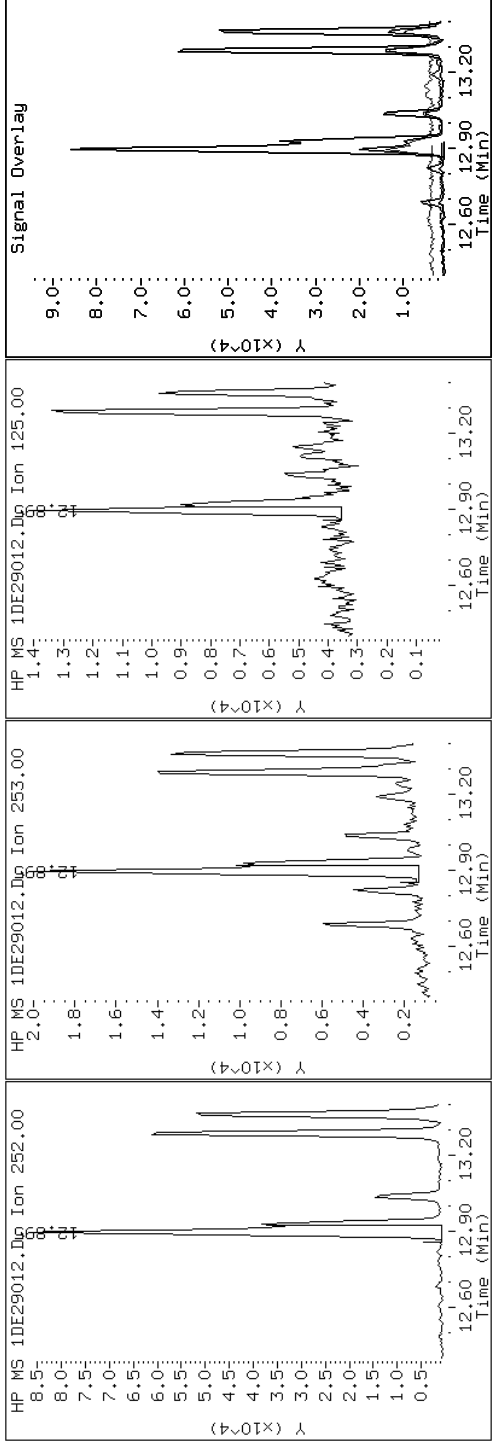
Client ID: CV1358A-CS

Instrument: BSMSD.i

Sample Info: 680-90622-a-20-a

Operator: SCC

21 Benzo(b)fluoranthene



Data File: 1DE29012.D

Date: 29-MAY-2013 18:32

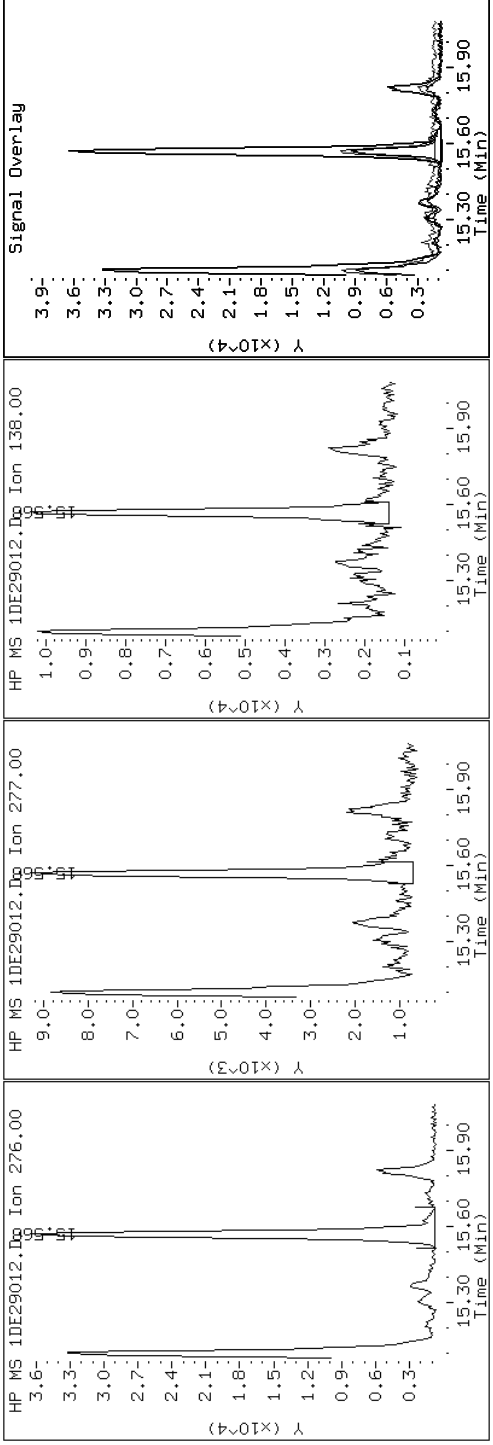
Client ID: CV1358A-CS

Instrument: BSMDS.i

Sample Info: 680-90622-a-20-a

Operator: SCC

27 Benzo(g,h,i)perylene



Data File: 1DE29012.D

Date: 29-MAY-2013 18:32

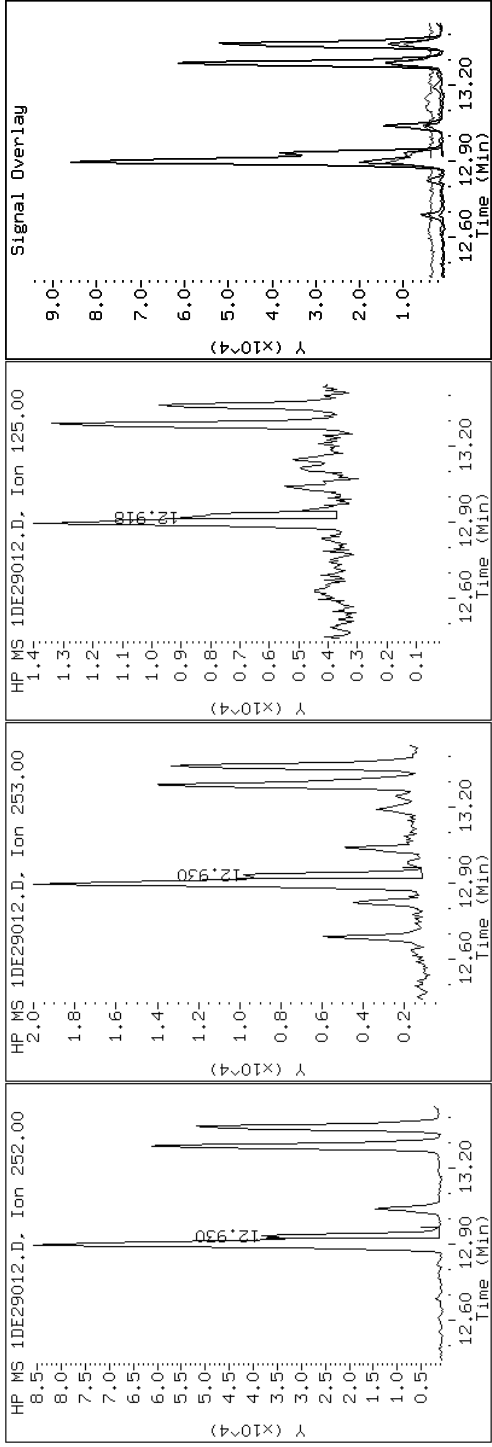
Client ID: CV1358A-CS

Instrument: BSMSD.i

Sample Info: 680-90622-a-20-a

Operator: SCC

22 Benzo(k)fluoranthene



Data File: 1DE29012.D

Date: 29-MAY-2013 18:32

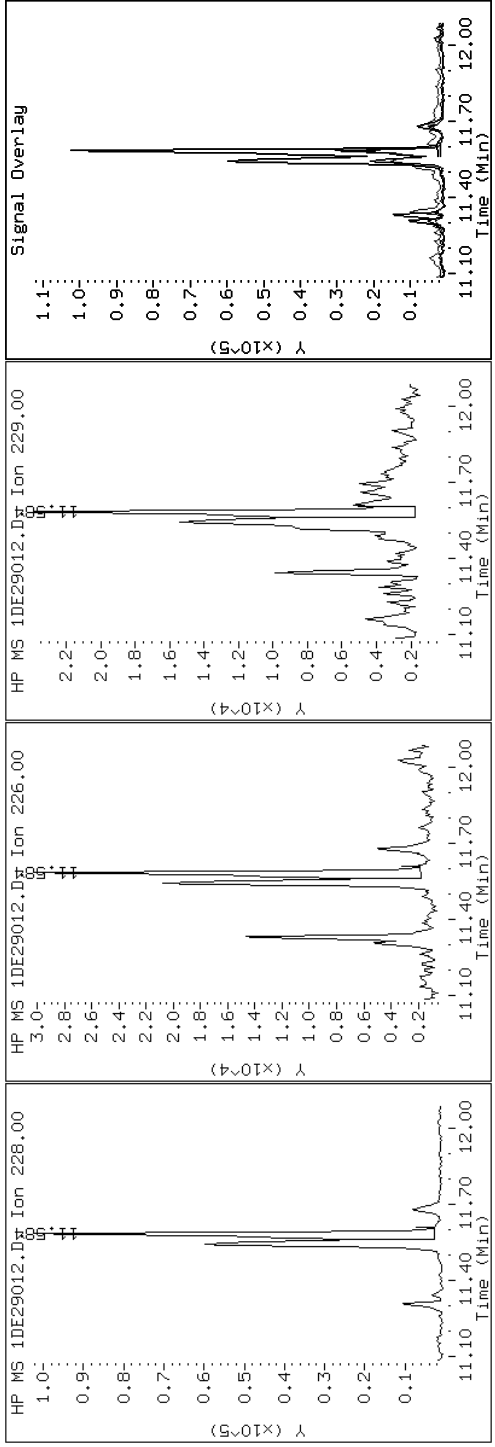
Client ID: CV1358A-CS

Instrument: BSMSD.i

Sample Info: 680-90622-a-20-a

Operator: SCC

20 Chrysene



Data File: 1DE29012.D

Date: 29-MAY-2013 18:32

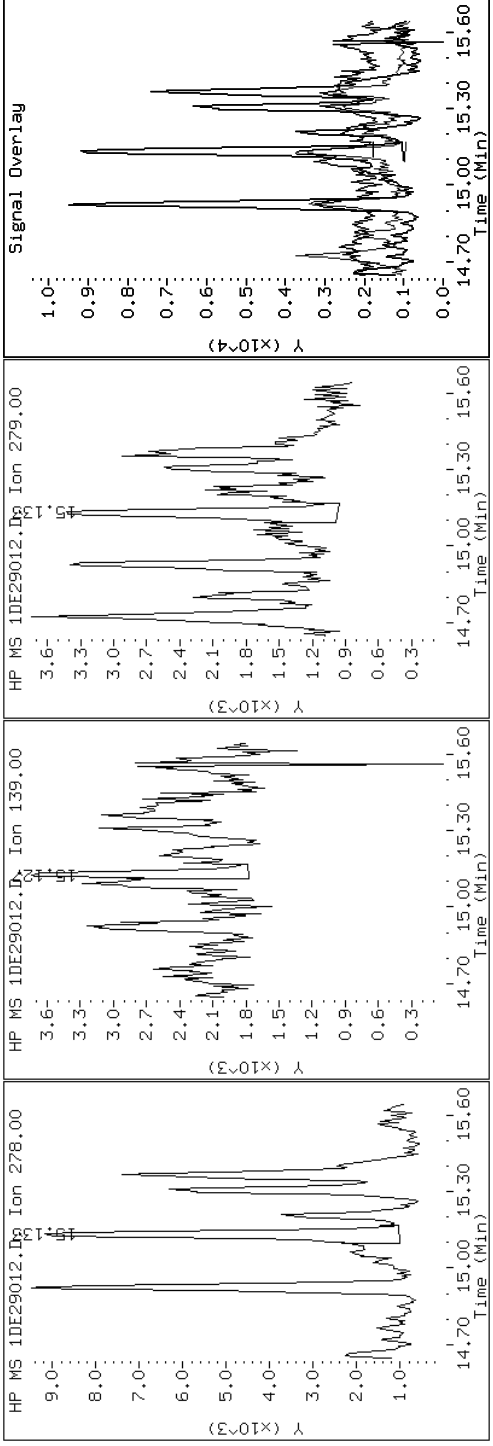
Client ID: CV1358A-CS

Instrument: BSMMSD.i

Sample Info: 680-90622-a-20-a

Operator: SCC

26 Dibenzo(a,h)anthracene



Data File: 1DE29012.D

Date: 29-MAY-2013 18:32

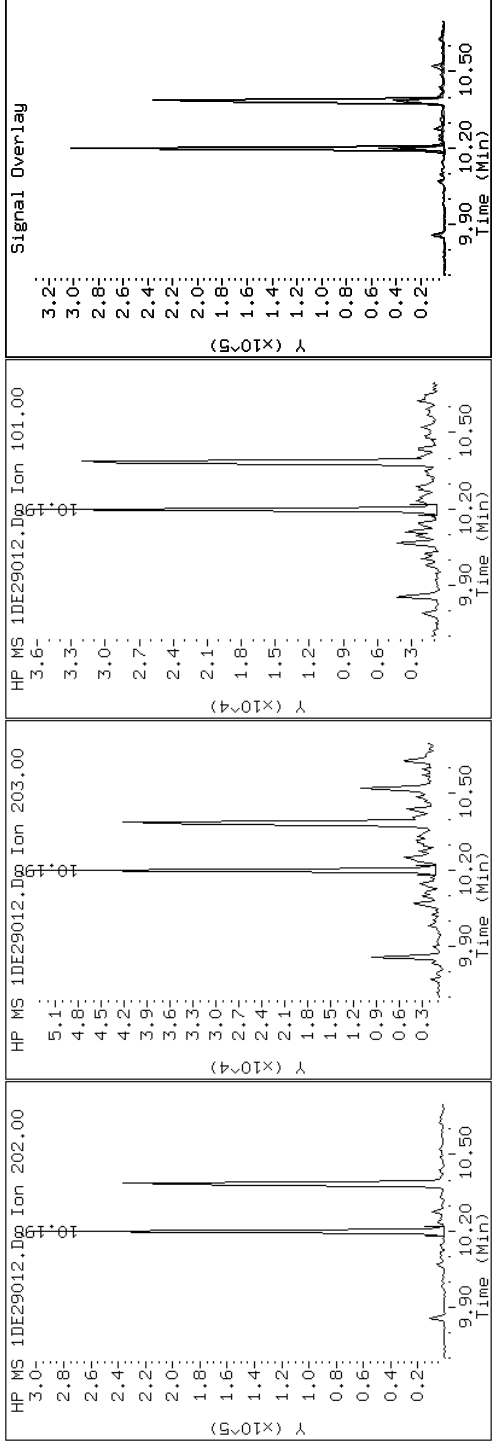
Client ID: CV1358A-CS

Instrument: BSMDS.i

Sample Info: 680-90622-a-20-a

Operator: SCC

16 Fluoranthene



Data File: 1DE29012.D

Date: 29-MAY-2013 18:32

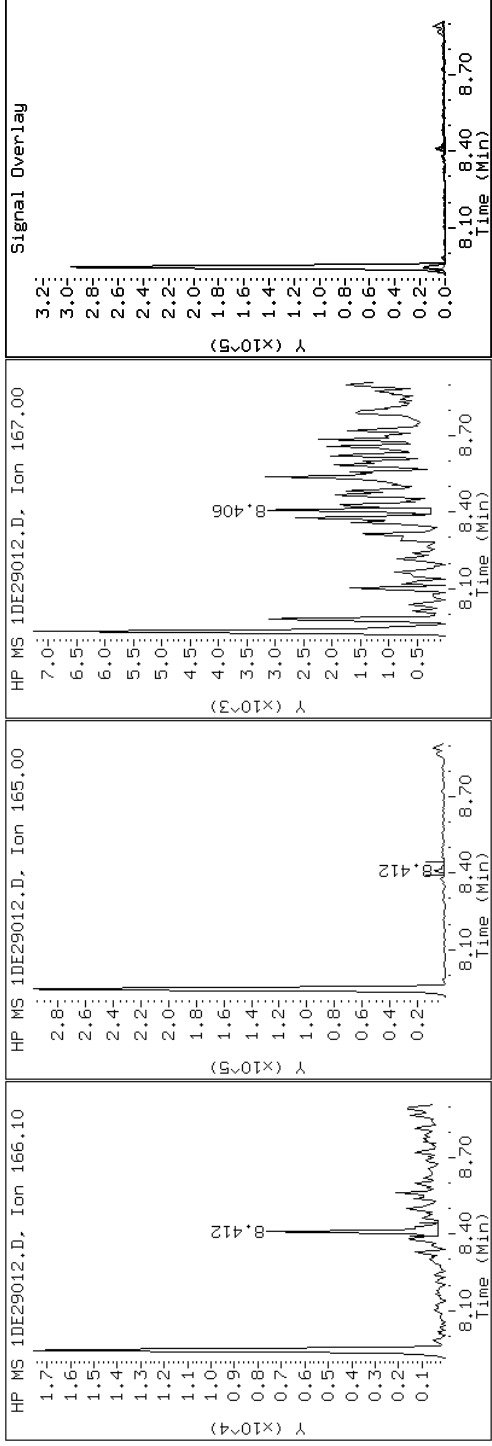
Client ID: CVI358A-CS

Instrument: BSMDS.i

Sample Info: 680-90622-a-20-a

Operator: SCC

10 Fluorene





Data File: 1DE29012.D

Date: 29-MAY-2013 18:32

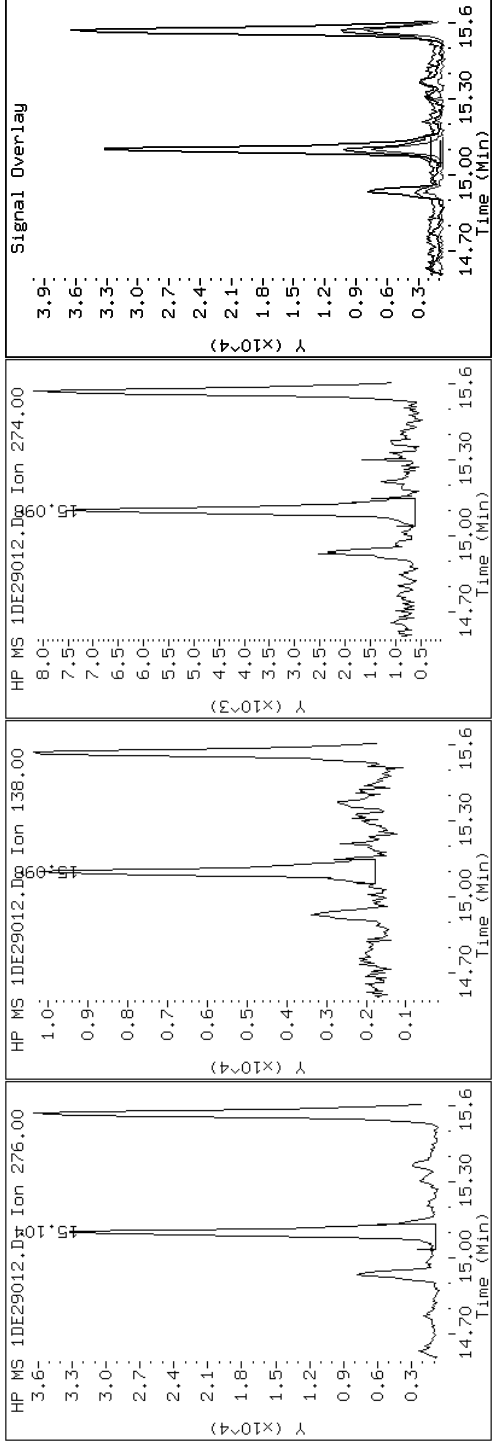
Client ID: CV1358A-CS

Instrument: BSMDS.i

Sample Info: 680-90622-a-20-a

Operator: SCC

25 Indeno(1,2,3-cd)pyrene



Data File: 1DE29012.D

Date: 29-MAY-2013 18:32

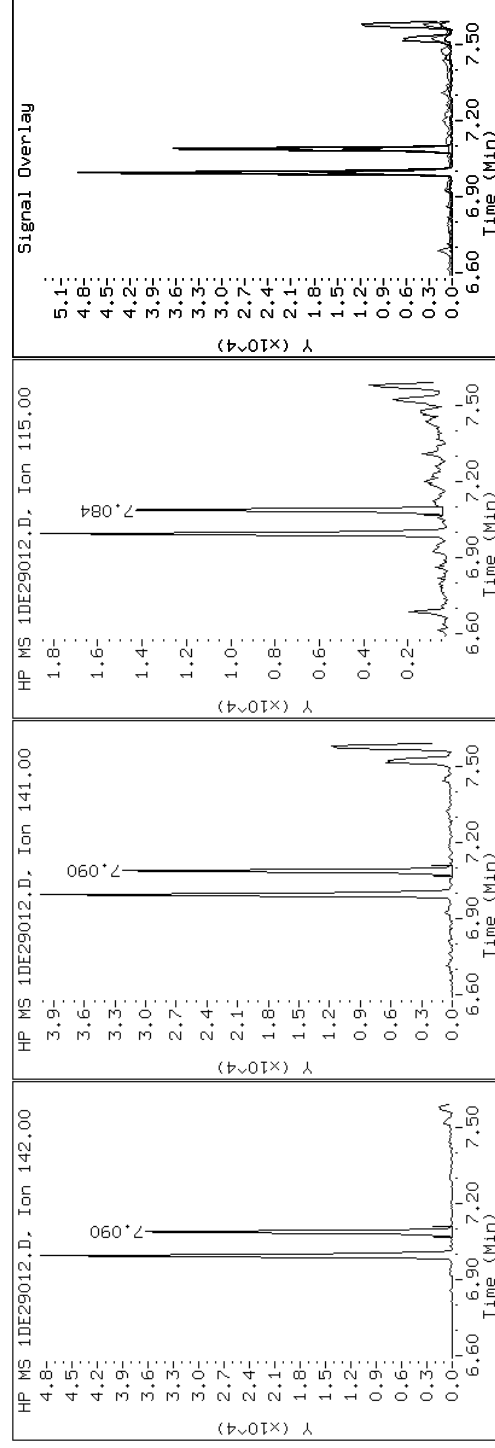
Client ID: CV1358A-CS

Instrument: BSMDS.i

Sample Info: 680-90622-a-20-a

Operator: SCC

#### 4 1-Methylnaphthalene



Data File: 1DE29012.D

Date: 29-MAY-2013 18:32

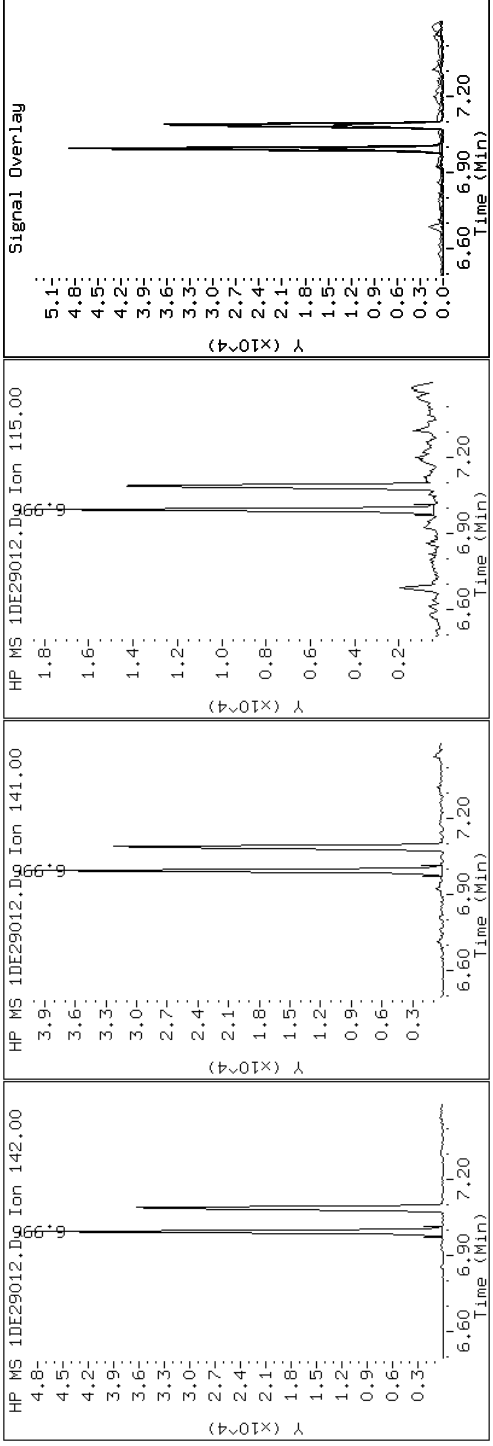
Client ID: CV1358A-CS

Instrument: BSMDS.i

Sample Info: 680-90622-a-20-a

Operator: SCC

3 2-Methylnaphthalene



Data File: 1DE29012.D

Date: 29-MAY-2013 18:32

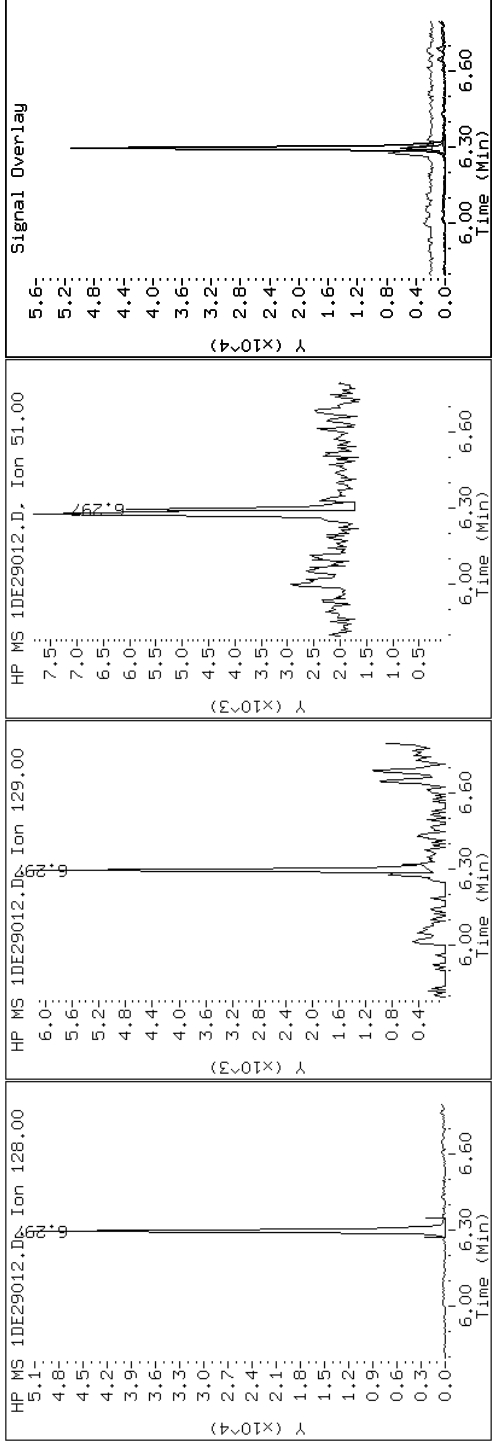
Client ID: CV1358A-CS

Instrument: BSMSD.i

Sample Info: 680-90622-a-20-a

Operator: SCC

2 Naphthalene



Data File: 1DE29012.D

Date: 29-MAY-2013 18:32

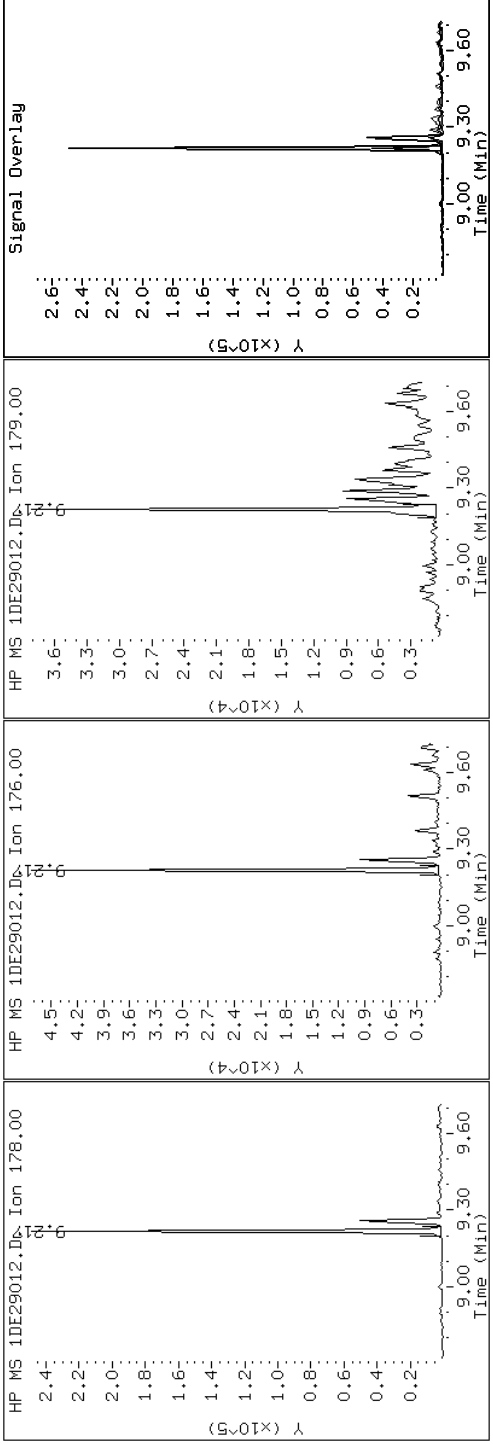
Client ID: CV1358A-CS

Instrument: BSMSD.i

Sample Info: 680-90622-a-20-a

Operator: SCC

12 Phenanthrene



Data File: 1DE29012.D

Date: 29-MAY-2013 18:32

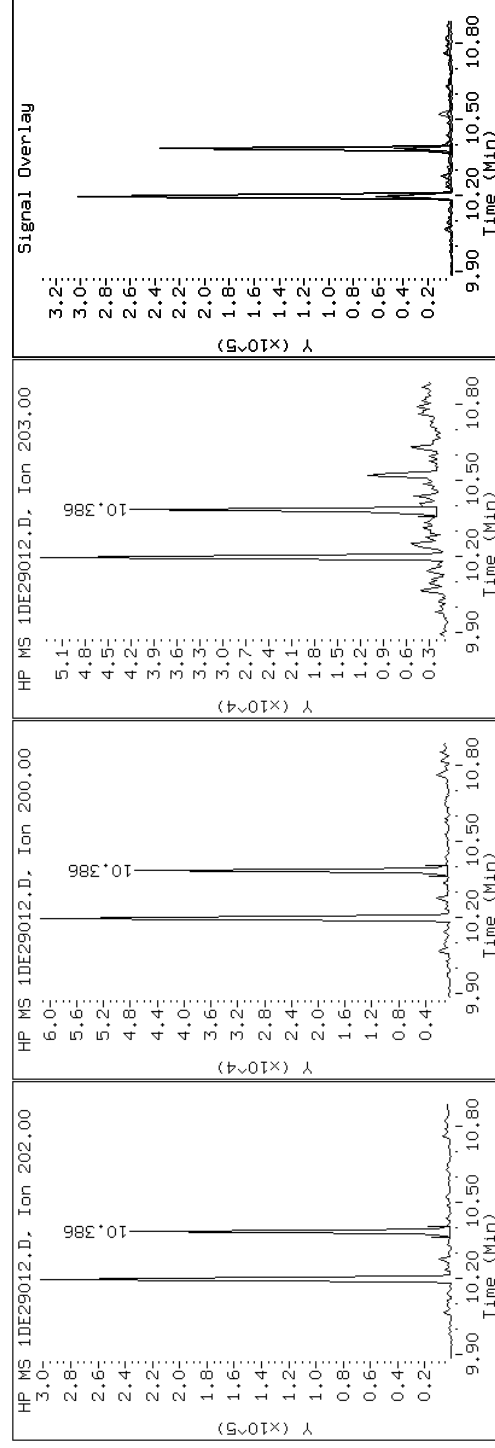
Client ID: CV1358A-CS

Instrument: BSMDS.i

Sample Info: 680-90622-a-20-a

Operator: SCC

17 Pyrene

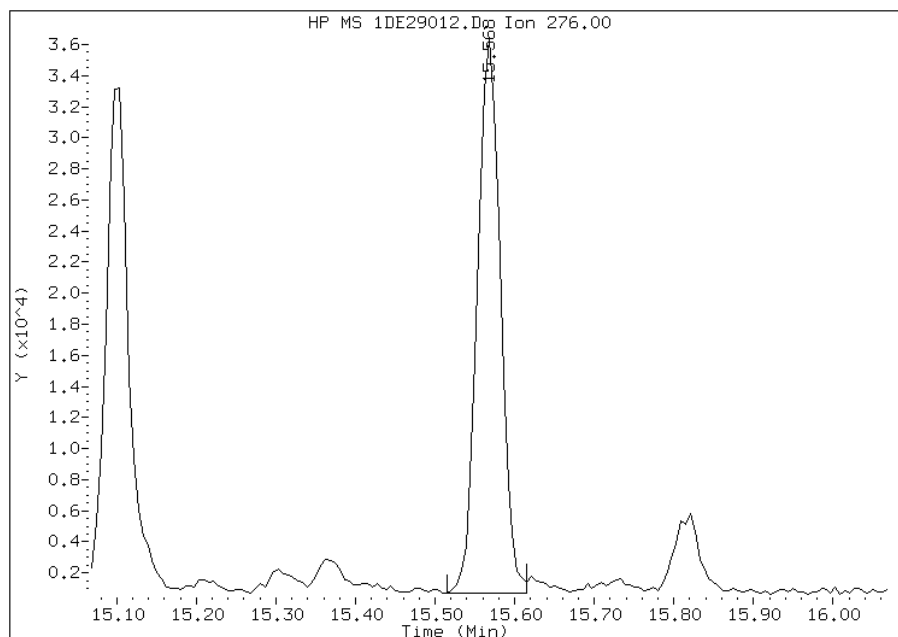


# Manual Integration Report

Data File: 1DE29012.D  
Inj. Date and Time: 29-MAY-2013 18:32  
Instrument ID: BSMSD.i  
Client ID: CV1358A-CS  
Compound: 27 Benzo(g,h,i)perylene  
CAS #: 191-24-2  
Report Date: 06/03/2013

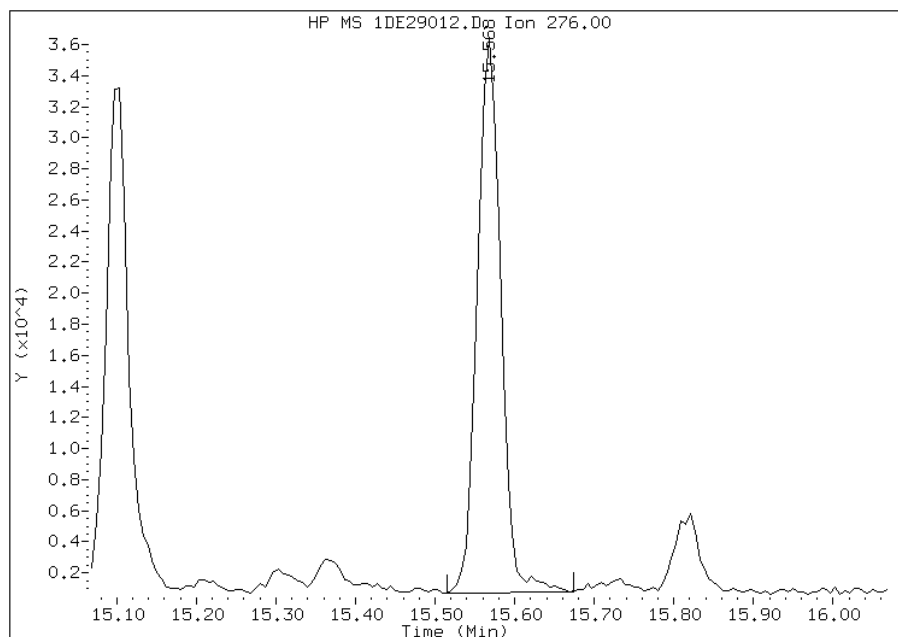
## Processing Integration Results

RT: 15.57  
Response: 71649  
Amount: 1  
Conc: 390



## Manual Integration Results

RT: 15.57  
Response: 72976  
Amount: 1  
Conc: 397



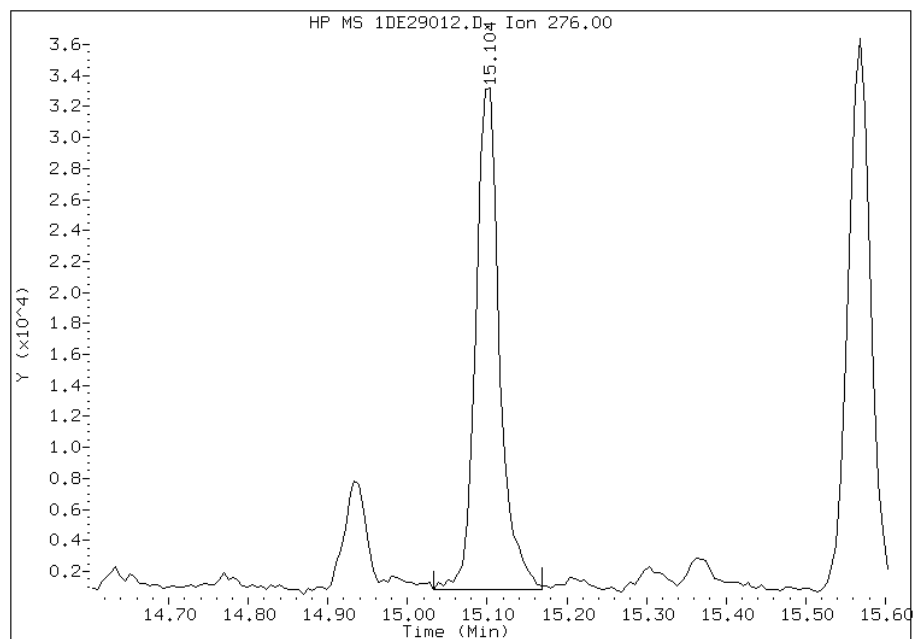
Manually Integrated By: cantins  
Modification Date: 03-Jun-2013 15:58  
Manual Integration Reason: Baseline Event

# Manual Integration Report

Data File: 1DE29012.D  
Inj. Date and Time: 29-MAY-2013 18:32  
Instrument ID: BSMSD.i  
Client ID: CV1358A-CS  
Compound: 25 Indeno(1,2,3-cd)pyrene  
CAS #: 193-39-5  
Report Date: 06/03/2013

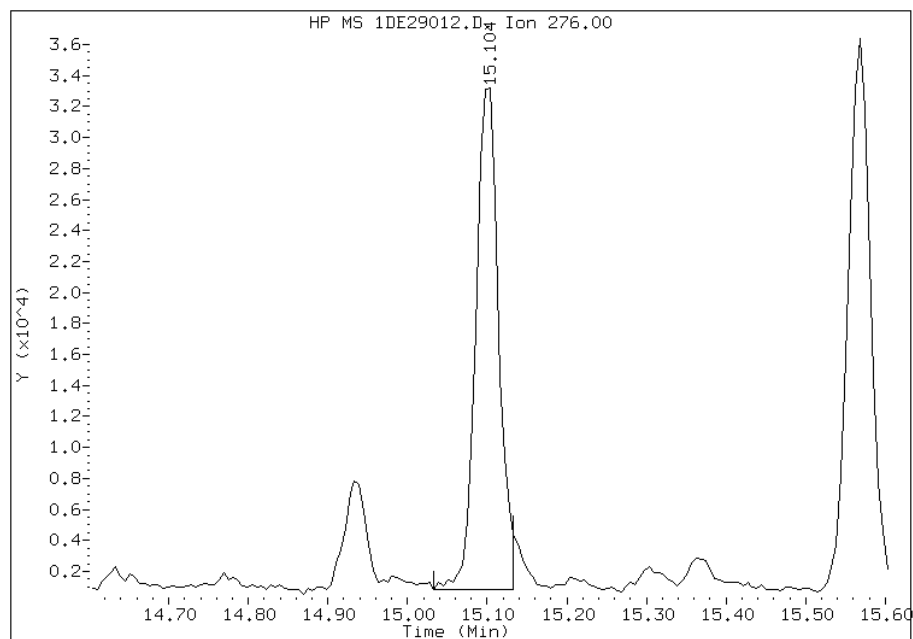
## Processing Integration Results

RT: 15.10  
Response: 67111  
Amount: 1  
Conc: 371



## Manual Integration Results

RT: 15.10  
Response: 64508  
Amount: 1  
Conc: 359



Manually Integrated By: cantins  
Modification Date: 03-Jun-2013 15:58  
Manual Integration Reason: Split Peak



FORM I  
GC/MS SEMI VOA ORGANICS ANALYSIS DATA SHEET

Lab Name: TestAmerica Tampa Job No.: 680-90622-1  
 SDG No.: 68090622-1  
 Client Sample ID: CV1358A-CSD Lab Sample ID: 680-90622-21  
 Matrix: Solid Lab File ID: 1DE29013.D  
 Analysis Method: 8270C LL Date Collected: 05/21/2013 09:30  
 Extract. Method: 3546 Date Extracted: 05/24/2013 12:33  
 Sample wt/vol: 15.06(g) Date Analyzed: 05/29/2013 18:55  
 Con. Extract Vol.: 1(mL) Dilution Factor: 4  
 Injection Volume: 1(uL) Level: (low/med) Low  
 % Moisture: 25.1 GPC Cleanup: (Y/N) N  
 Analysis Batch No.: 137911 Units: ug/Kg

CAS NO.	COMPOUND NAME	RESULT	Q	RL	MDL
83-32-9	Acenaphthene	530	U	530	110
208-96-8	Acenaphthylene	63	J	210	27
120-12-7	Anthracene	110		45	22
56-55-3	Benzo[a]anthracene	310		43	21
50-32-8	Benzo[a]pyrene	330		55	28
205-99-2	Benzo[b]fluoranthene	550		65	32
191-24-2	Benzo[g,h,i]perylene	310		110	23
207-08-9	Benzo[k]fluoranthene	190		43	19
218-01-9	Chrysene	470		48	24
53-70-3	Dibenz(a,h)anthracene	100	J	110	22
206-44-0	Fluoranthene	550		110	21
86-73-7	Fluorene	30	J	110	22
193-39-5	Indeno[1,2,3-cd]pyrene	290		110	38
90-12-0	1-Methylnaphthalene	150	J	210	23
91-57-6	2-Methylnaphthalene	200	J	210	38
91-20-3	Naphthalene	140	J	210	23
85-01-8	Phenanthrene	420	B	43	21
129-00-0	Pyrene	550		110	20

CAS NO.	SURROGATE	%REC	Q	LIMITS
84-15-1	o-Terphenyl	56		30-130

TestAmerica Laboratories

Semivolatiles 8270 low level PAH

Data file : \\tam-chemsvr\chem\SM\BSMSD.i\1D052913.b\1DE29013.D  
 Lab Smp Id: 680-90622-A-21-A Client Smp ID: CV1358A-CSD  
 Inj Date : 29-MAY-2013 18:55  
 Operator : SCC Inst ID: BSMSD.i  
 Smp Info : 680-90622-a-21-a  
 Misc Info : 680-90622-A-21-A  
 Comment :  
 Method : \\tam-chemsvr\chem\SM\BSMSD.i\1D052913.b\dFASTPAHi.m  
 Meth Date : 29-May-2013 17:42 cantins Quant Type: ISTD  
 Cal Date : 23-MAY-2013 15:19 Cal File: 1DE23009.D  
 Als bottle: 13  
 Dil Factor: 4.00000  
 Integrator: HP RTE Compound Sublist: pah.sub  
 Target Version: 4.14  
 Processing Host: TAM1000

Concentration Formula:

$$\text{Amt} * \text{DF} * 1/\text{Vi} * \text{Vt}/\text{Ws} * 100/(100 - \text{M}) * \text{A} * \text{B} * \text{C} * \text{D} * \text{GPC} * \text{CpndVariable}$$

Name	Value	Description
DF	4.000	Dilution Factor
Vi	1.000	Injection Volume
Vt	1.000	Final Volume
Ws	15.060	Weight Extracted
M	25.081	% Moisture
A	1000.000	uL to mL conversion
B	1000.000	g to kg conversion
C	0.00100	ng to ug conversion
D	1.000	ug to mg conversion(value = 1 if no conv)
GPC	1.000	GPC FACTOR
Cpnd Variable		Local Compound Variable

Compounds	QUANT	SIG	RT	EXP RT	REL RT	RESPONSE	CONCENTRATIONS	
							ON-COLUMN ( ug/l)	FINAL (ug/Kg)
* 1 Naphthalene-d8	136		6.279	6.277	(1.000)	3830915	40.0000	
* 7 Acenaphthene-d10	164		7.947	7.945	(1.000)	2119711	40.0000	
* 11 Phenanthrene-d10	188		9.199	9.197	(1.000)	3360049	40.0000	
\$ 15 o-Terphenyl	230		9.510	9.508	(1.034)	68698	1.39557	490
* 19 Chrysene-d12	240		11.561	11.559	(1.000)	2816107	40.0000	
* 24 Perylene-d12	264		13.470	13.456	(1.000)	3105225	40.0000	
2 Naphthalene	128		6.296	6.294	(1.003)	37222	0.39400	140
3 2-Methylnaphthalene	142		6.996	6.993	(1.114)	33337	0.55421	200
4 1-Methylnaphthalene	142		7.084	7.087	(1.128)	27015	0.43625	150
5 1,1'-Biphenyl	154		7.430	7.428	(0.935)	8157	0.11390	40
6 Acenaphthylene	152		7.812	7.816	(0.983)	15677	0.17838	63
9 Dibenzofuran	168		8.118	8.116	(1.021)	15008	0.19523	69
10 Fluorene	166		8.412	8.409	(1.058)	5328	0.08446	30
12 Phenanthrene	178		9.217	9.214	(1.002)	107219	1.17822	420

Compounds	QUANT SIG	RT	EXP RT	REL RT	RESPONSE	CONCENTRATIONS	
						ON-COLUMN ( ug/l)	FINAL (ug/Kg)
13 Anthracene	178	9.258	9.255 (1.006)		26753	0.30299	110
16 Fluoranthene	202	10.198	10.195 (1.109)		145000	1.55751	550
17 Pyrene	202	10.386	10.383 (0.898)		127176	1.54248	550
18 Benzo(a)anthracene	228	11.543	11.541 (0.998)		73815	0.88321	310
20 Chrysene	228	11.584	11.582 (1.002)		100387	1.33390	470
21 Benzo(b)fluoranthene	252	12.895	12.898 (0.957)		120385	1.54751	550
22 Benzo(k)fluoranthene	252	12.930	12.939 (0.960)		44186	0.54240	190
23 Benzo(a)pyrene	252	13.359	13.362 (0.992)		64299	0.93337	330
25 Indeno(1,2,3-cd)pyrene	276	15.098	15.101 (1.121)		53697	0.81331	290(M)
26 Dibenzo(a,h)anthracene	278	15.127	15.143 (1.123)		15601	0.28218	100
27 Benzo(g,h,i)perylene	276	15.568	15.577 (1.156)		60802	0.86234	300(M)

QC Flag Legend

M - Compound response manually integrated.

Data File: 1DE29013.D

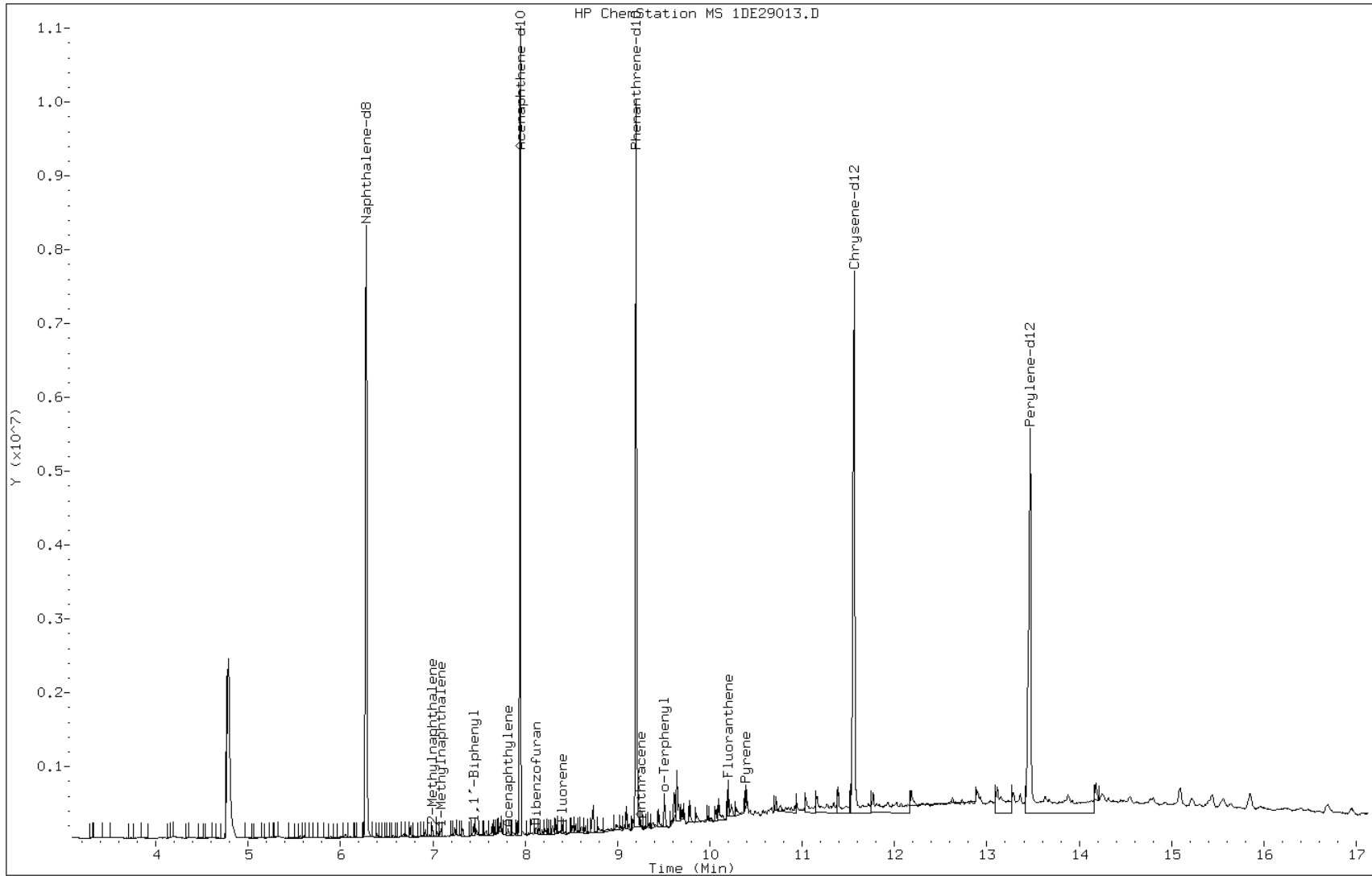
Date: 29-MAY-2013 18:55

Client ID: CV1358A-CSD

Sample Info: 680-90622-a-21-a

Instrument: BSMSD.i

Operator: SCC



Data File: 1DE29013.D

Date: 29-MAY-2013 18:55

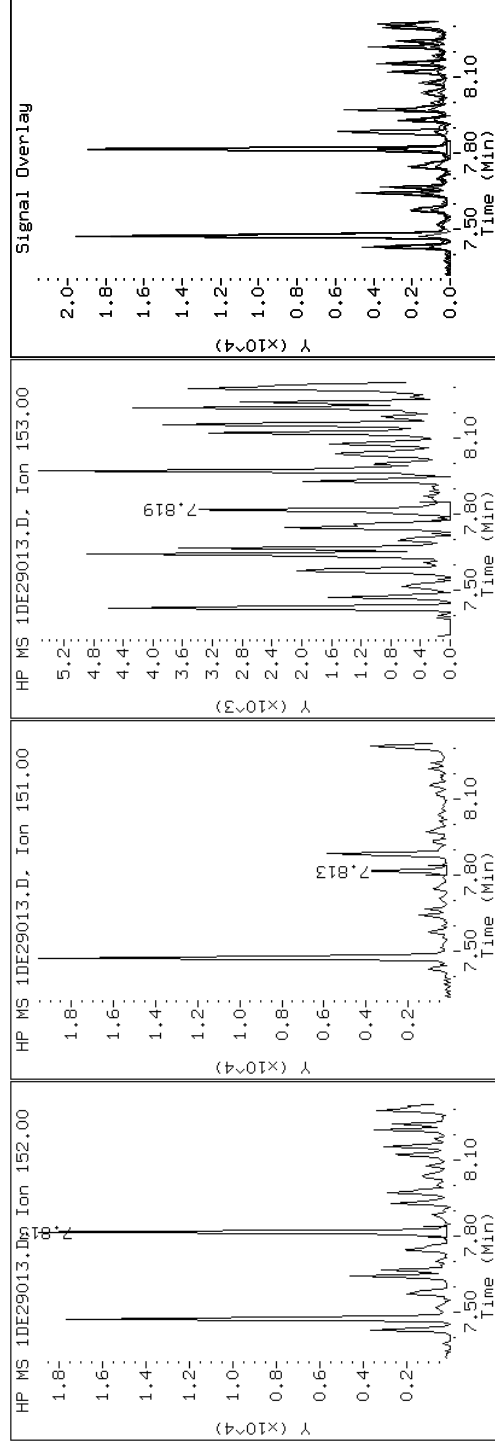
Client ID: CVI358A-CSD

Instrument: BSMMSD.i

Sample Info: 680-90622-a-21-a

Operator: SCC

### 6 Acenaphthylene



Data File: 1DE29013.D

Date: 29-MAY-2013 18:55

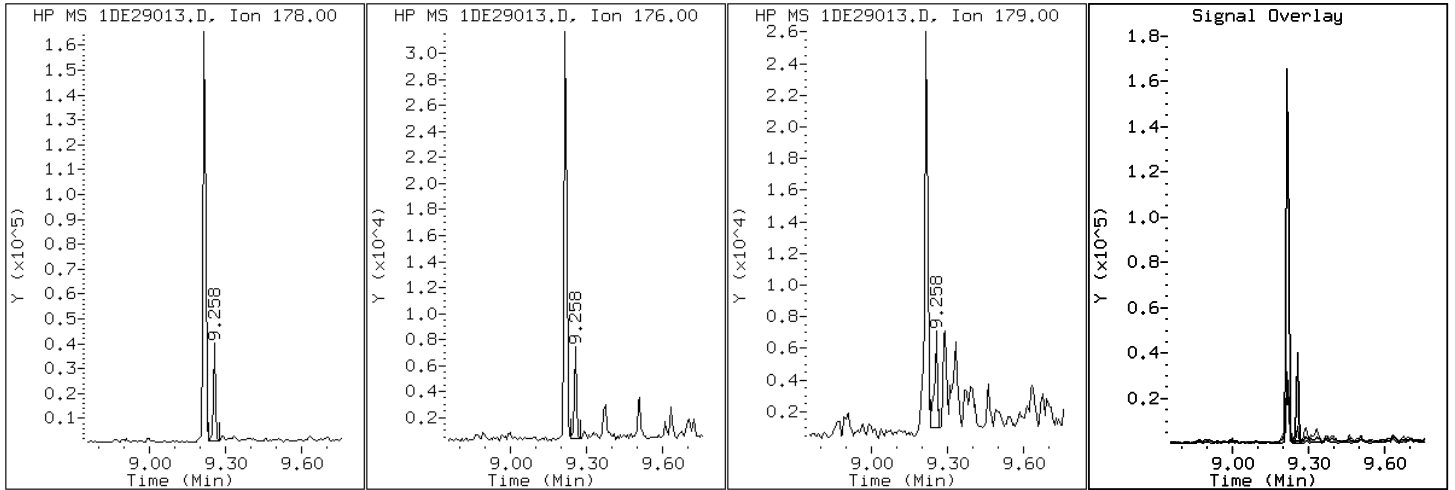
Client ID: CV1358A-CSD

Instrument: BSMSD.i

Sample Info: 680-90622-a-21-a

Operator: SCC

13 Anthracene



Data File: 1DE29013.D

Date: 29-MAY-2013 18:55

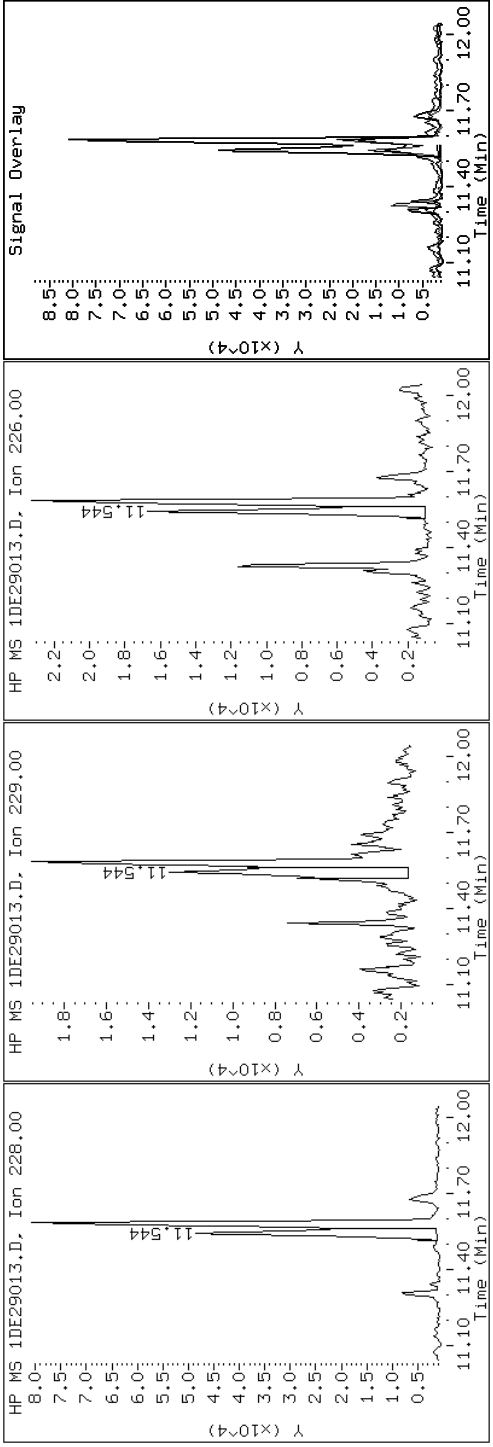
Client ID: CV1358A-CSD

Instrument: BSMDS.i

Sample Info: 680-90622-a-21-a

Operator: SCC

18 Benzo(a)anthracene



Data File: 1DE29013.D

Date: 29-MAY-2013 18:55

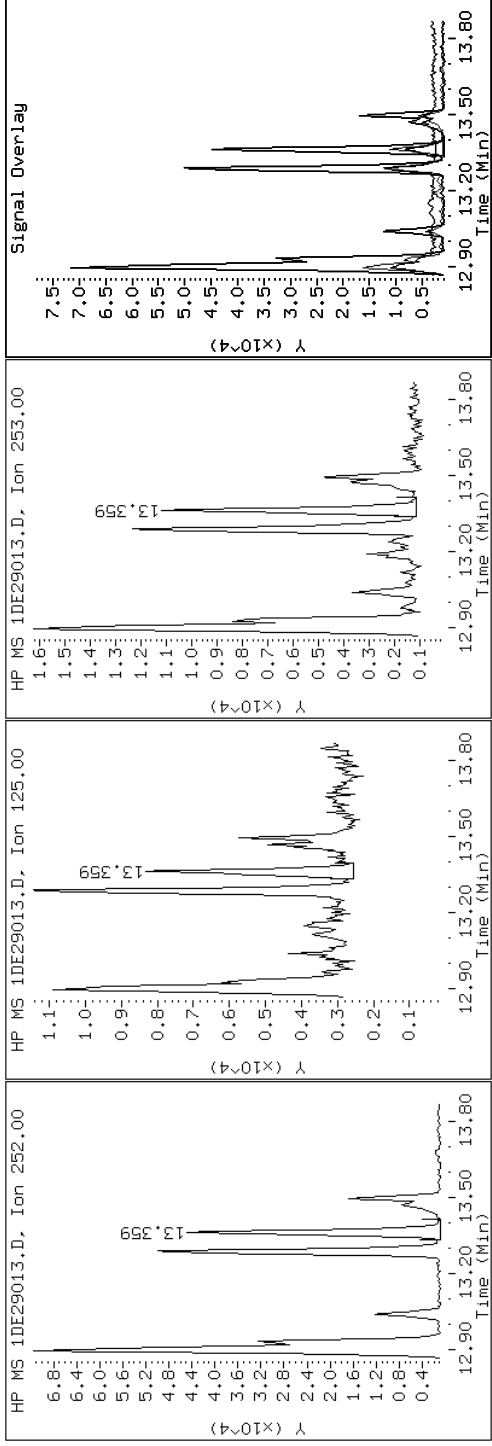
Client ID: CV1358A-CSD

Instrument: BSMMSD.i

Sample Info: 680-90622-a-21-a

Operator: SCC

23 Benzo(a)pyrene





Data File: 1DE29013.D

Date: 29-MAY-2013 18:55

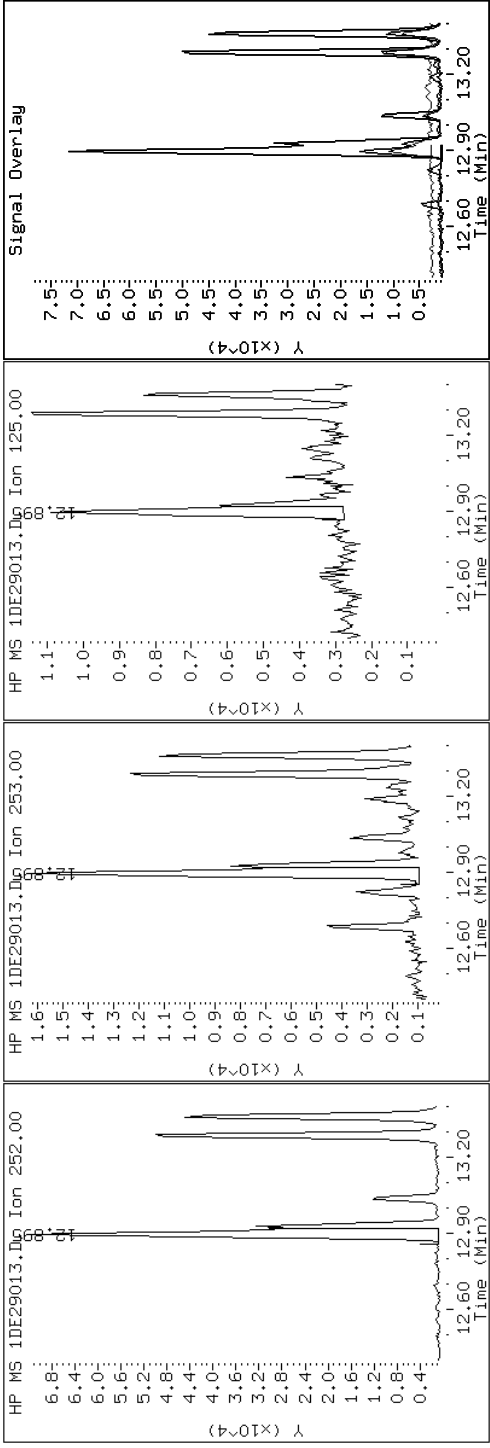
Client ID: CV1358A-CSD

Instrument: BSMDS.i

Sample Info: 680-90622-a-21-a

Operator: SCC

21 Benzo(b)fluoranthene



Data File: 1DE29013.D

Date: 29-MAY-2013 18:55

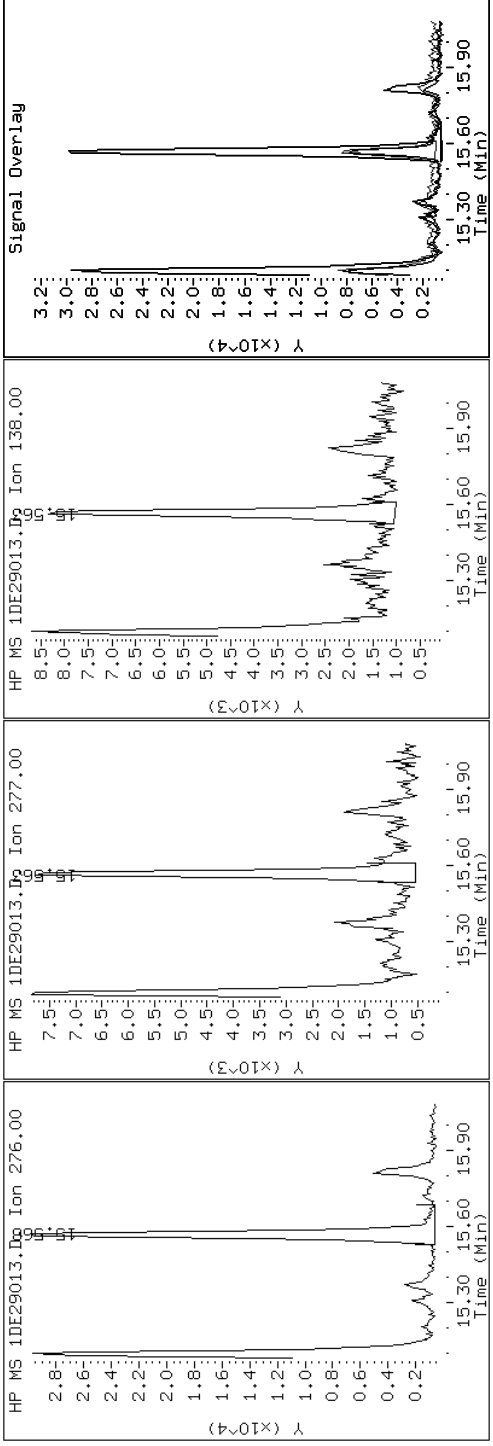
Client ID: CV1358A-CSD

Instrument: BSMDS.i

Sample Info: 680-90622-a-21-a

Operator: SCC

27 Benzo(g,h,i)perylene



Data File: 1DE29013.D

Date: 29-MAY-2013 18:55

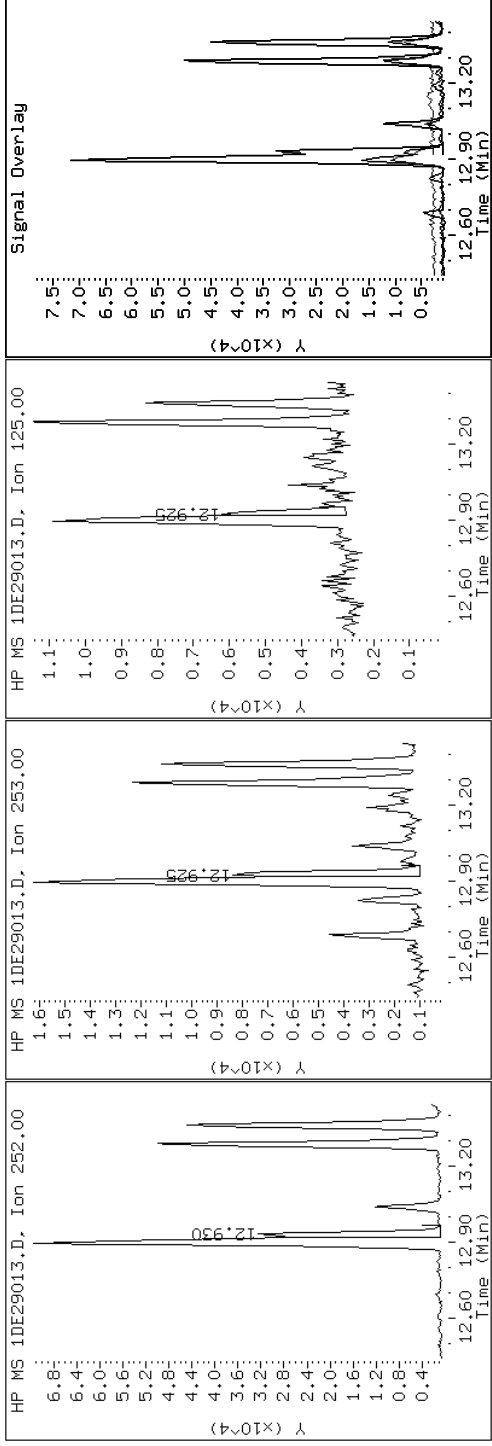
Client ID: CV1358A-CSD

Instrument: BSMDS.i

Sample Info: 680-90622-a-21-a

Operator: SCC

22 Benzo(k)fluoranthene



Data File: 1DE29013.D

Date: 29-MAY-2013 18:55

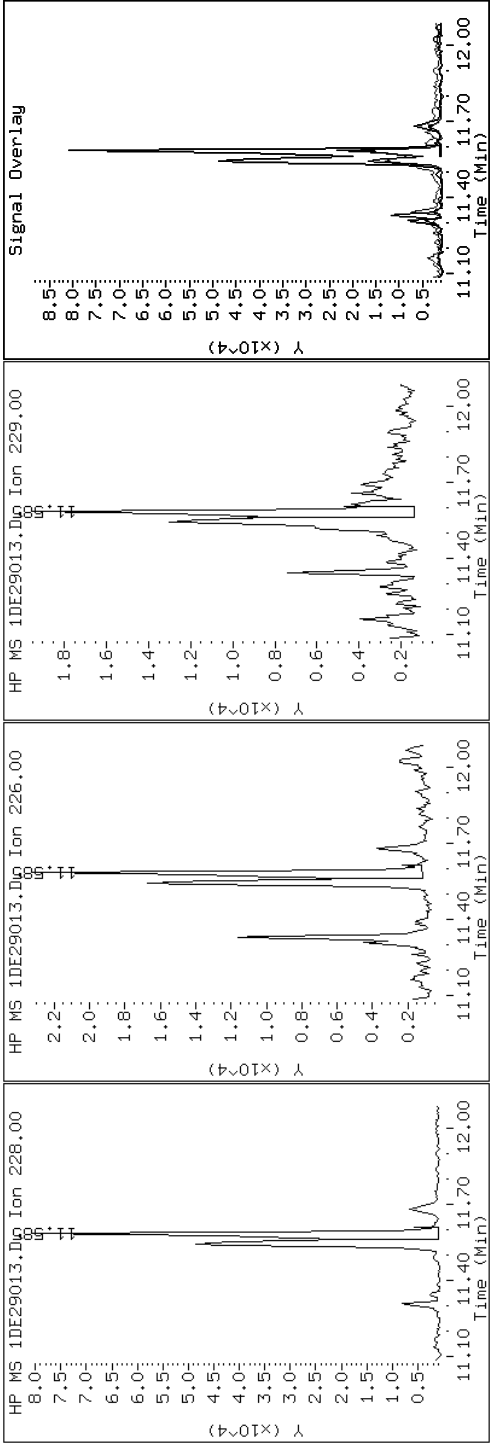
Client ID: CVI358A-CSD

Instrument: BSMMSD.i

Sample Info: 680-90622-a-21-a

Operator: SCC

20 Chrysene



Data File: 1DE29013.D

Date: 29-MAY-2013 18:55

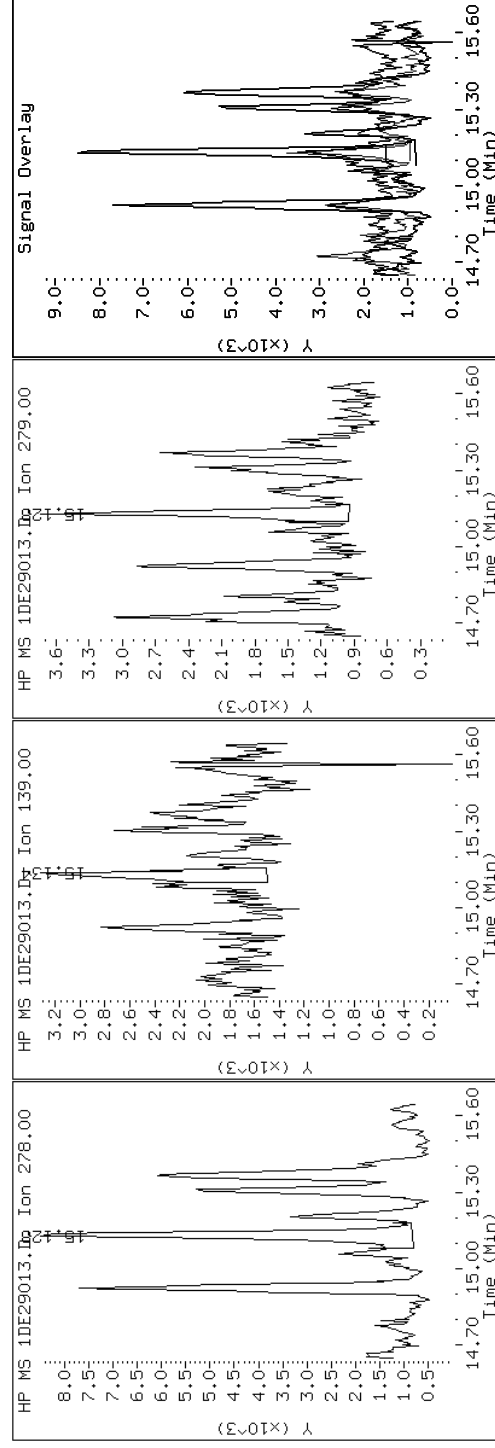
Client ID: CV1358A-CSD

Instrument: BSMDS.i

Sample Info: 680-90622-a-21-a

Operator: SCC

26 Dibenzo(a,h)anthracene



Data File: 1DE29013.D

Date: 29-MAY-2013 18:55

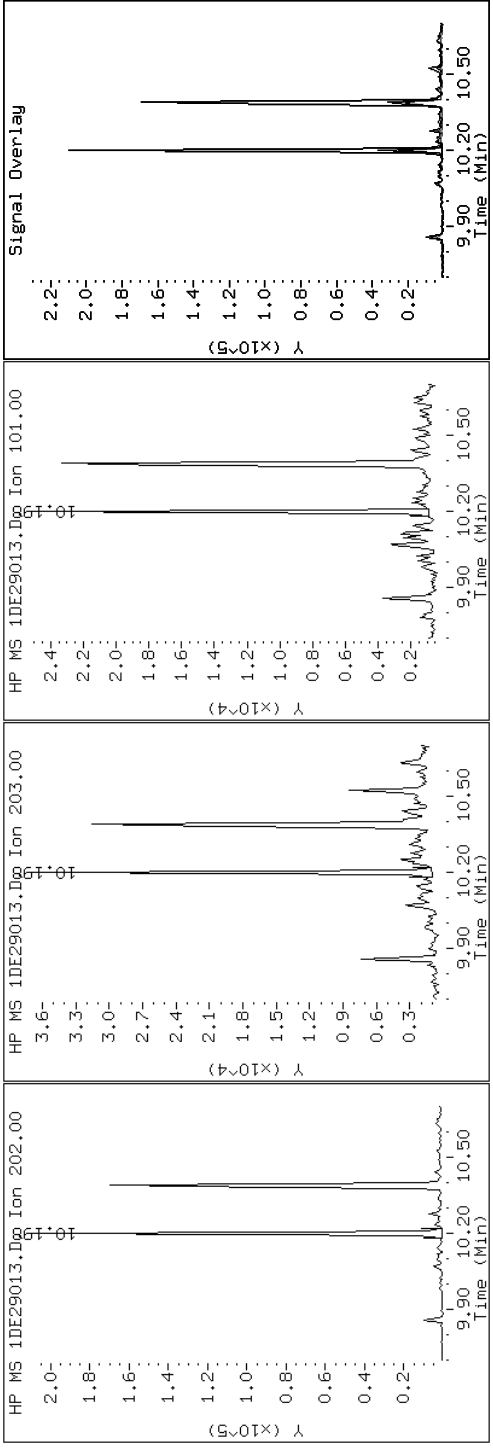
Client ID: CV1358A-CSD

Instrument: BSMDS.i

Sample Info: 680-90622-a-21-a

Operator: SCC

16 Fluoranthene



Data File: 1DE29013.D

Date: 29-MAY-2013 18:55

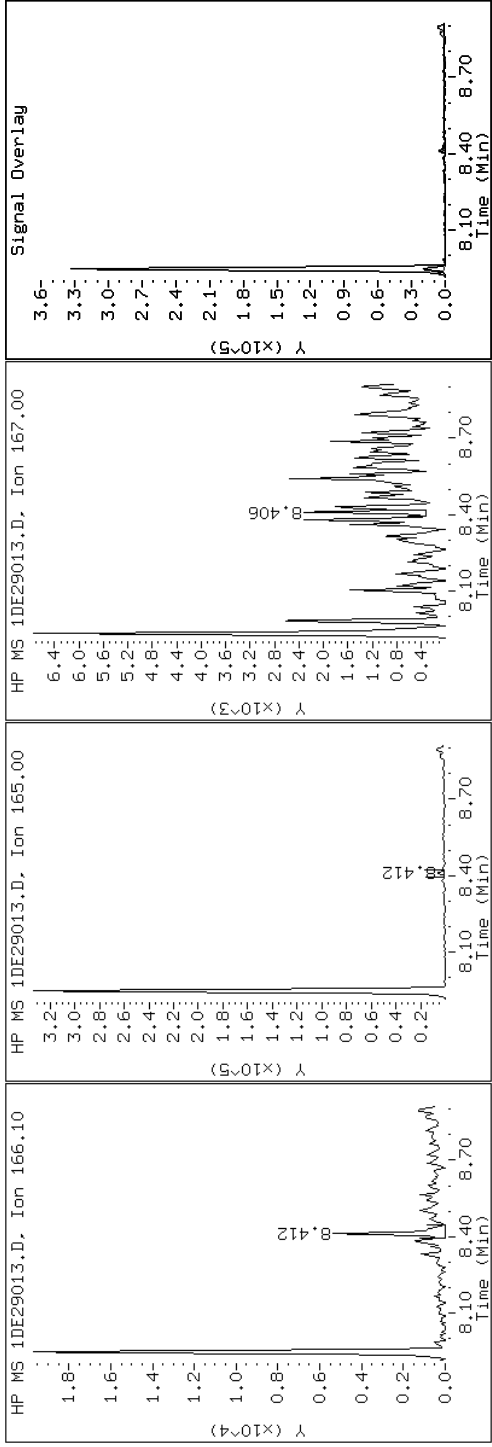
Client ID: CVI358A-CSD

Instrument: BSMSD.i

Sample Info: 680-90622-a-21-a

Operator: SCC

10 Fluorene



Data File: 1DE29013.D

Date: 29-MAY-2013 18:55

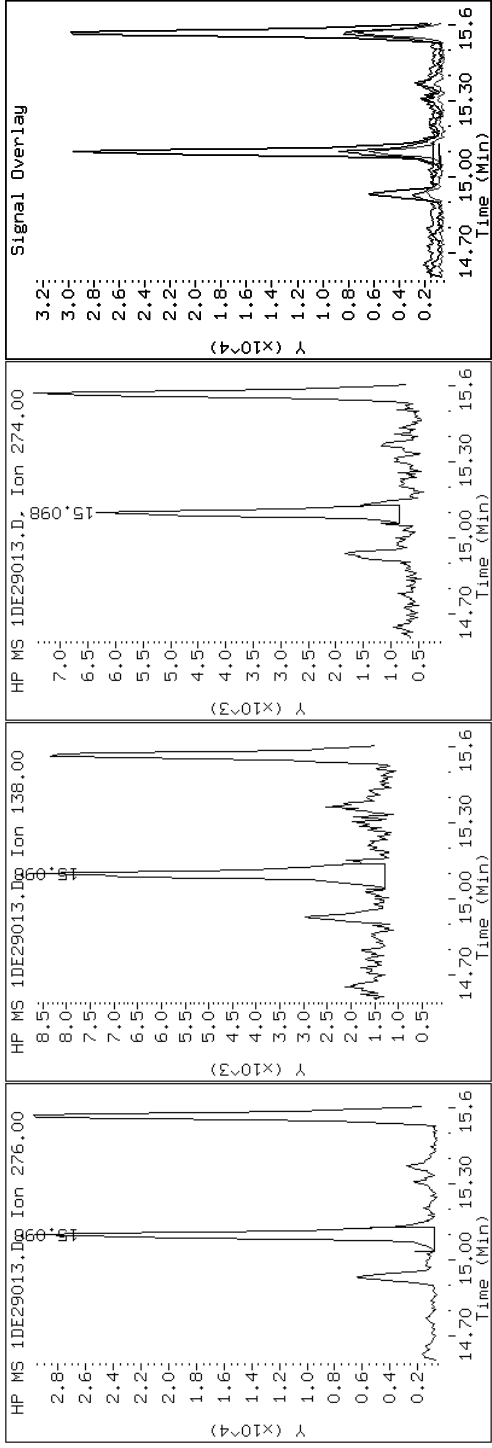
Client ID: CVI358A-CSD

Instrument: BSMDS.i

Sample Info: 680-90622-a-21-a

Operator: SCC

25 Indeno(1,2,3-cd)pyrene





Data File: 1DE29013.D

Date: 29-MAY-2013 18:55

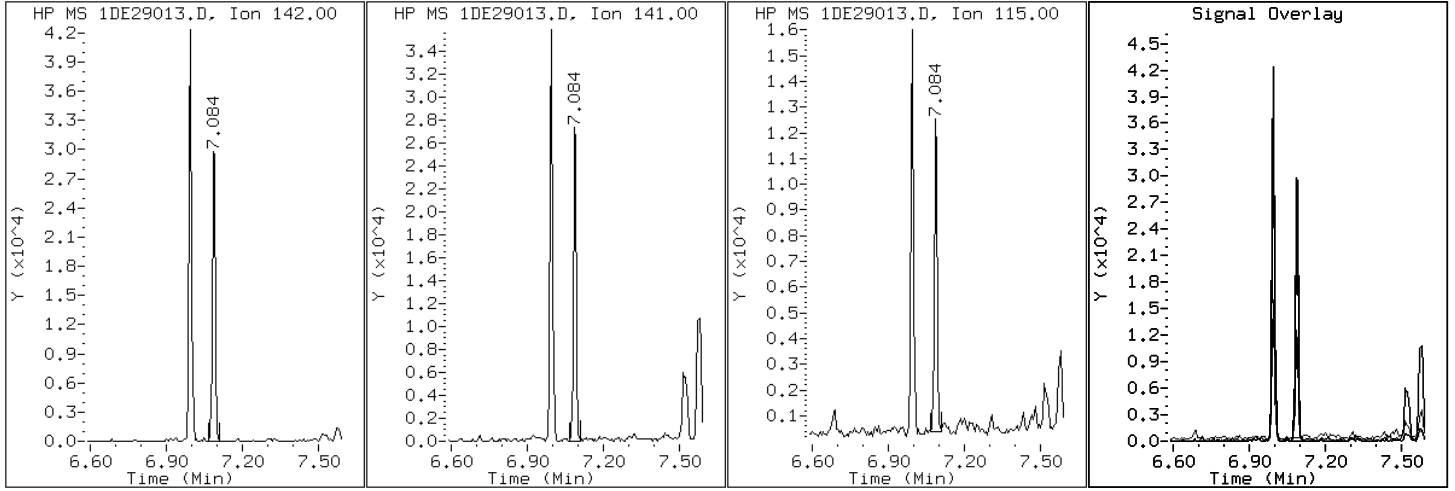
Client ID: CV1358A-CSD

Instrument: BSMSD.i

Sample Info: 680-90622-a-21-a

Operator: SCC

4 1-Methylnaphthalene



Data File: 1DE29013.D

Date: 29-MAY-2013 18:55

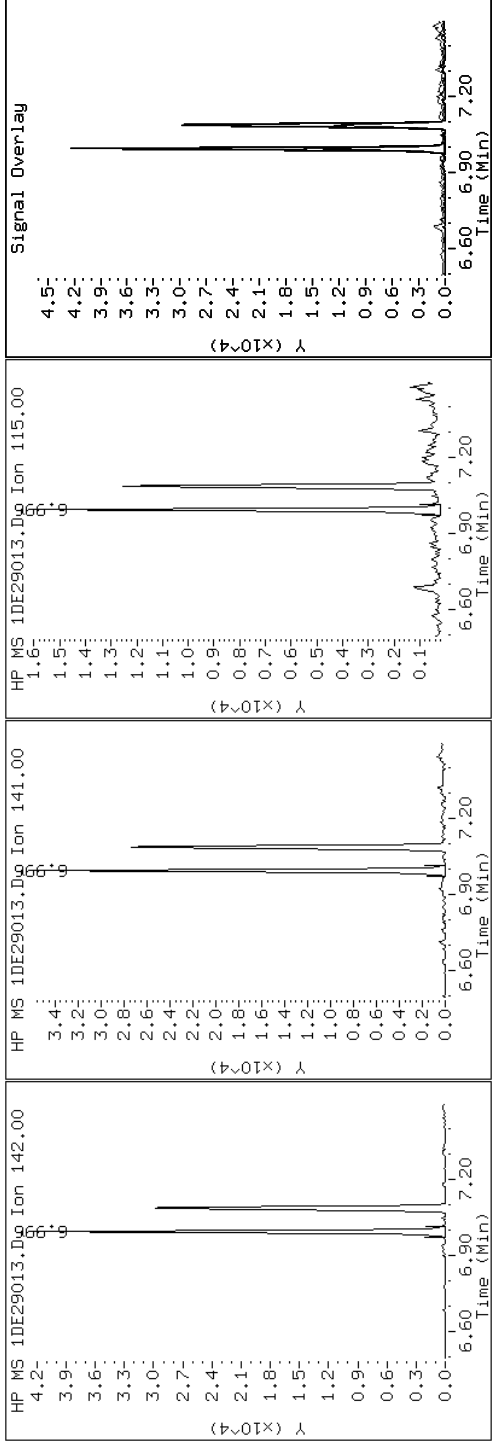
Client ID: CV1358A-CSD

Instrument: BSMDS.i

Sample Info: 680-90622-a-21-a

Operator: SCC

3 2-Methylnaphthalene



Data File: 1DE29013.D

Date: 29-MAY-2013 18:55

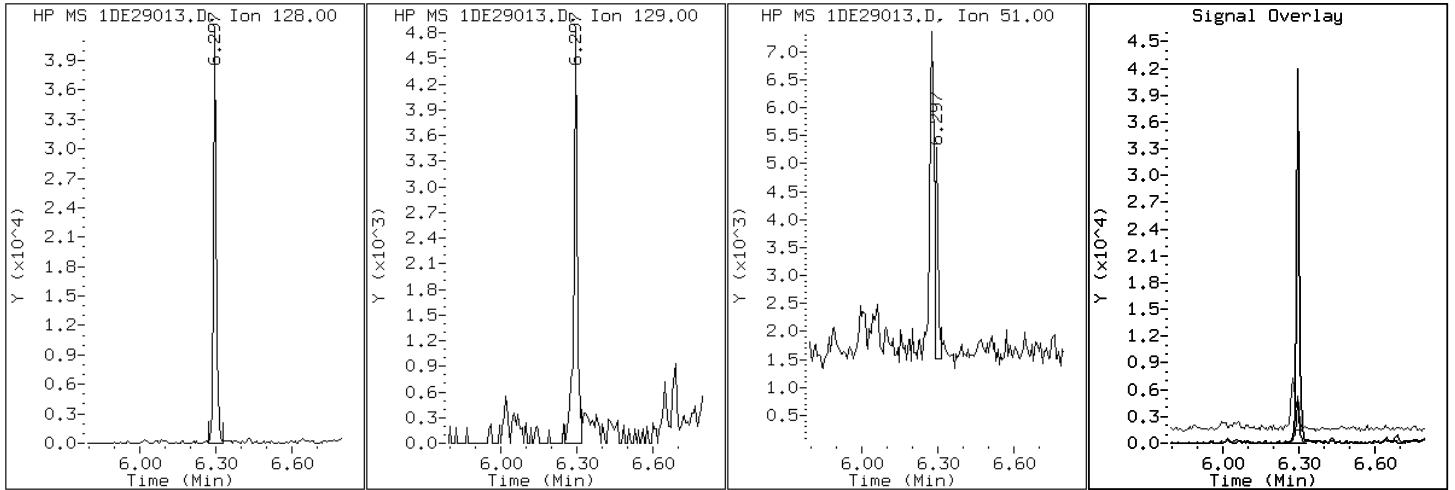
Client ID: CV1358A-CSD

Instrument: BSMSD.i

Sample Info: 680-90622-a-21-a

Operator: SCC

2 Naphthalene



Data File: 1DE29013.D

Date: 29-MAY-2013 18:55

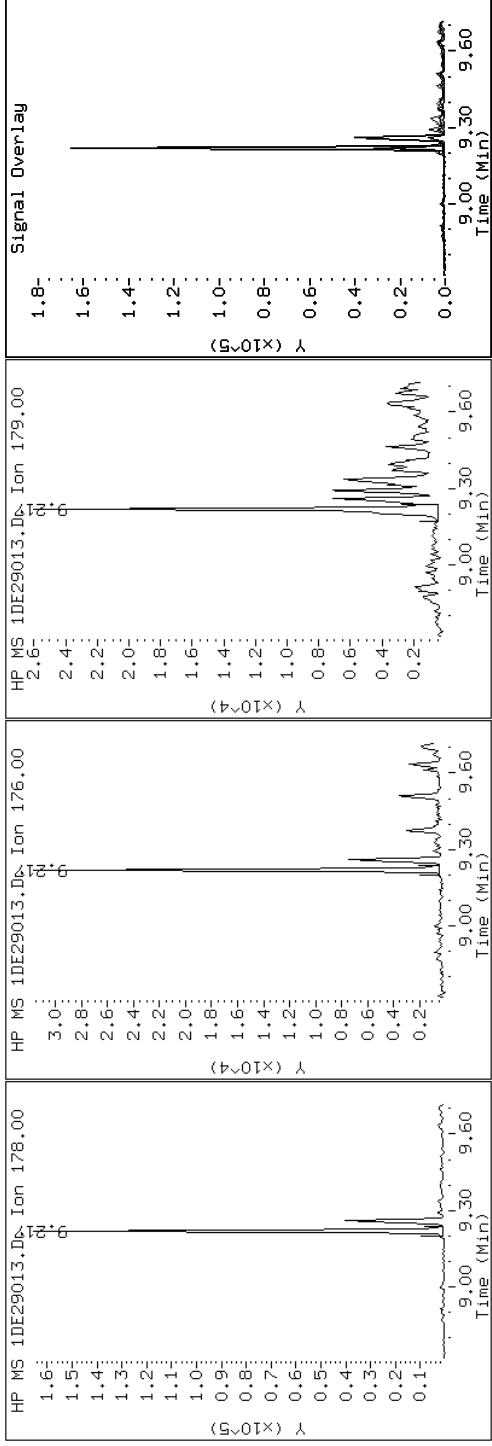
Client ID: CV1358A-CSD

Instrument: BSMDS.i

Sample Info: 680-90622-a-21-a

Operator: SCC

12 Phenanthrene



Data File: 1DE29013.D

Date: 29-MAY-2013 18:55

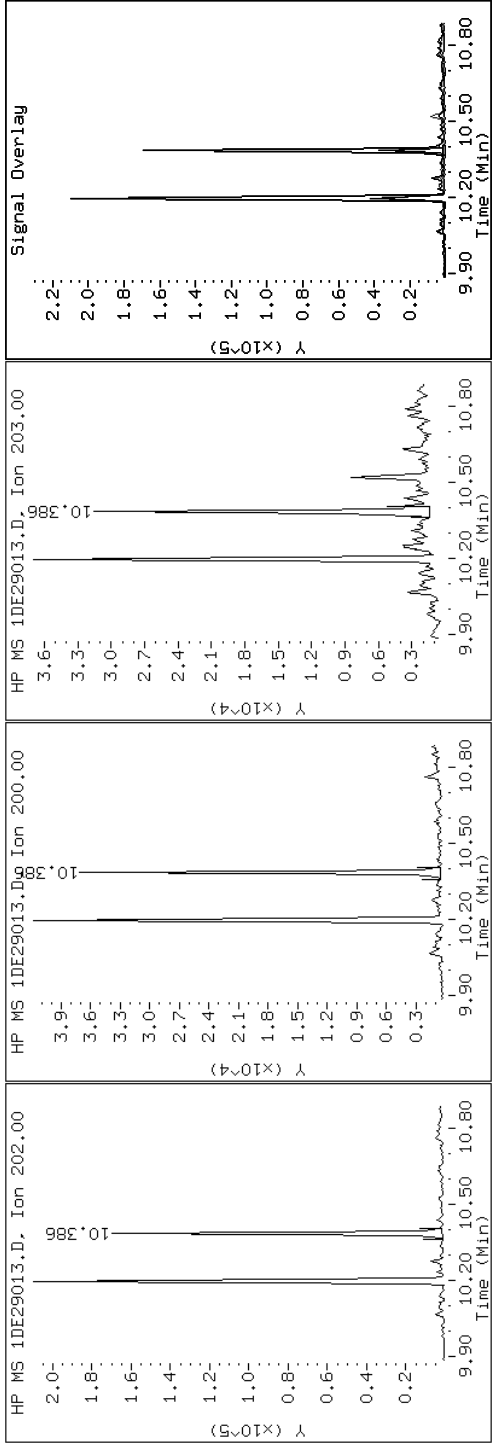
Client ID: CV1358A-CSD

Instrument: BSMDS.i

Sample Info: 680-90622-a-21-a

Operator: SCC

17 Pyrene

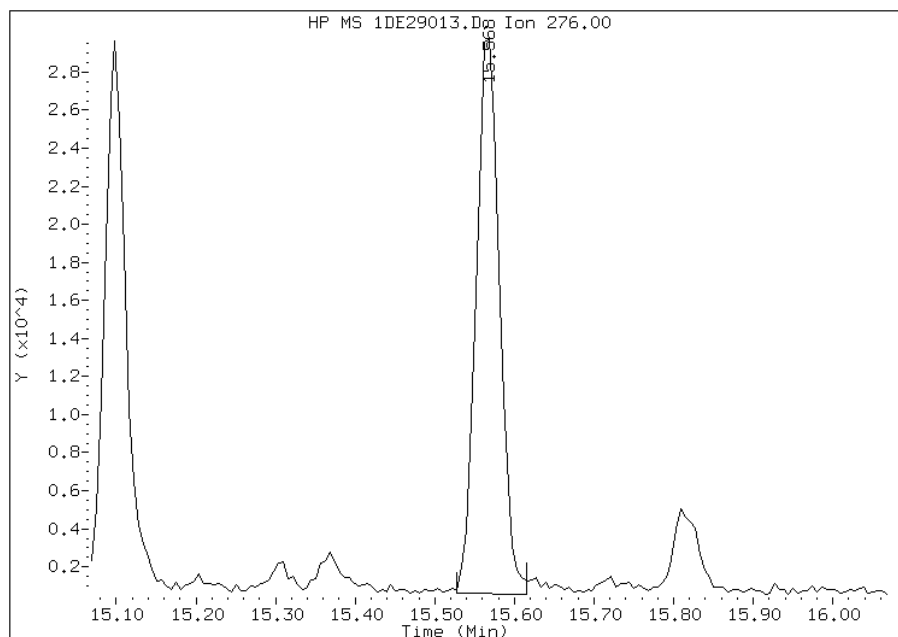


# Manual Integration Report

Data File: 1DE29013.D  
Inj. Date and Time: 29-MAY-2013 18:55  
Instrument ID: BSMSD.i  
Client ID: CV1358A-CSD  
Compound: 27 Benzo(g,h,i)perylene  
CAS #: 191-24-2  
Report Date: 06/03/2013

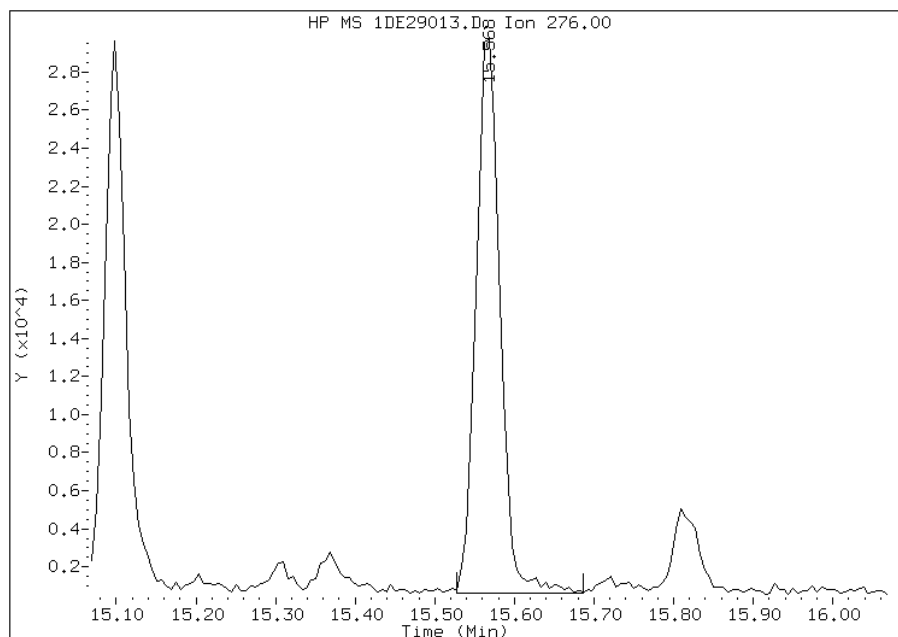
## Processing Integration Results

RT: 15.57  
Response: 59575  
Amount: 1  
Conc: 300



## Manual Integration Results

RT: 15.57  
Response: 60802  
Amount: 1  
Conc: 306



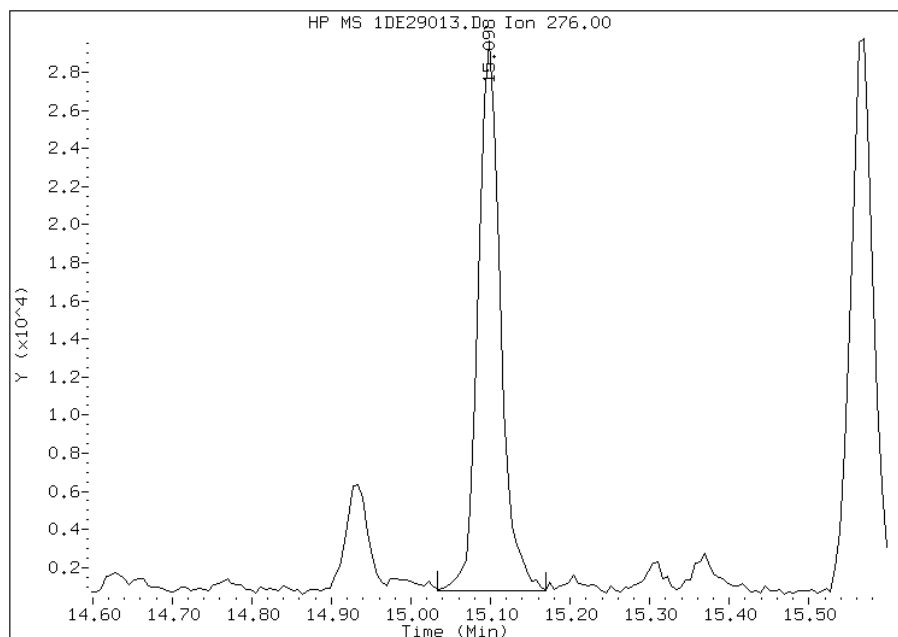
Manually Integrated By: cantins  
Modification Date: 03-Jun-2013 16:19  
Manual Integration Reason: Baseline Event

# Manual Integration Report

Data File: 1DE29013.D  
Inj. Date and Time: 29-MAY-2013 18:55  
Instrument ID: BSMSD.i  
Client ID: CV1358A-CSD  
Compound: 25 Indeno(1,2,3-cd)pyrene  
CAS #: 193-39-5  
Report Date: 06/03/2013

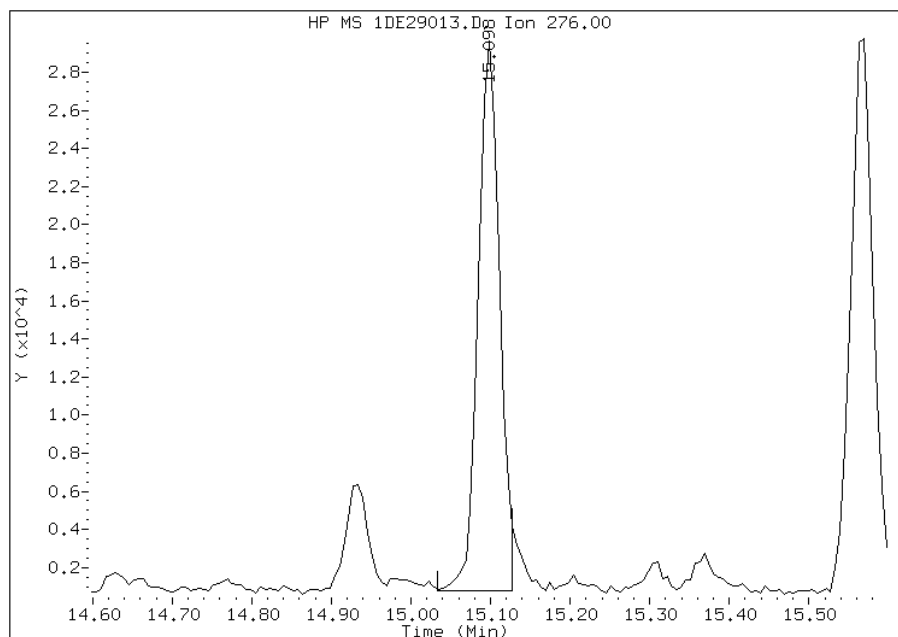
## Processing Integration Results

RT: 15.10  
Response: 55921  
Amount: 1  
Conc: 298



## Manual Integration Results

RT: 15.10  
Response: 53697  
Amount: 1  
Conc: 288



Manually Integrated By: cantins  
Modification Date: 03-Jun-2013 16:19  
Manual Integration Reason: Split Peak

FORM VI  
GC/MS SEMI VOA INITIAL CALIBRATION DATA  
INTERNAL STANDARD CURVE EVALUATION

Lab Name: TestAmerica Tampa Job No.: 680-90622-1 Analy Batch No.: 137917

SDG No.: 68090622-1

Instrument ID: BSMA5973 GC Column: DB-5MS ID: 250 (um) Heated Purge: (Y/N) N

Calibration Start Date: 05/30/2013 15:07 Calibration End Date: 05/30/2013 16:38 Calibration ID: 2994

Calibration Files:

LEVEL:	LAB SAMPLE ID:	LAB FILE ID:
Level 1	IC 660-137917/8	1AE30007.D
Level 2	IC 660-137917/9	1AE30008.D
Level 3	IC 660-137917/10	1AE30009.D
Level 4	IC 660-137917/11	1AE30010.D
Level 5	ICIS 660-137917/7	1AE30006.D
Level 6	IC 660-137917/12	1AE30011.D
Level 7	IC 660-137917/13	1AE30012.D

ANALYTE	RRF					CURVE TYPE	COEFFICIENT			#	MIN RRF	%RSD	#	MAX %RSD	R^2 OR COD	#	MIN R^2 OR COD
	LVL 1	LVL 2	LVL 3	LVL 4	LVL 5		B	M1	M2								
	LVL 6	LVL 7															
Naphthalene	0.7847 0.8836	0.8329 0.9380	0.8269	0.8583	0.9066	Ave		0.8616			0.0000	6.0	15.0				
2-Methylnaphthalene	0.2155 0.4325	0.2989 0.4742	0.3535	0.4204	0.4394	None	0.0039	0.4498						0.9955			
1-Methylnaphthalene	0.5083 0.6219	0.5518 0.6350	0.6359	0.6855	0.5816	Ave		0.6029			0.0000	9.9	15.0				
1,1'-Biphenyl	0.3134 0.6386	0.6325 0.7325	0.6467	0.7050	0.6286	Lin2	0.0027	0.6933						0.9977			
Acenaphthylene	1.2715 1.7928	1.4868 2.0493	1.4933	1.6532	1.6816	None	0.0034	1.8806						0.9909			
Acenaphthene	0.9071 0.9589	0.8303 1.1038	0.8251	0.9180	0.9146	Ave		0.9226			0.0000	10.1	15.0				
Dibenzofuran	0.8288 1.5050	1.1758 1.5570	1.2515	1.4153	1.2845	None	0.0021	1.4175						0.9937			
Fluorene	0.4789 1.1129	0.8158 1.1967	0.9455	1.0234	0.9654	None	0.0028	1.0589						0.9915			
Phenanthrene	0.8320 0.9019	0.8248 0.9856	0.7457	0.8420	0.8690	Ave		0.8573			0.0000	8.6	15.0				
Anthracene	0.7790 0.9645	0.9696 1.0272	1.0330	0.9031	0.9549	Ave		0.9473			0.0000	9.1	15.0				
Fluoranthene	0.6407 1.0519	0.9273 1.0483	0.8749	0.9513	1.0120	None	0.0018	1.0027						0.9952			
Pyrene	1.0116 1.1678	1.1655 1.1511	1.2422	1.2040	1.1463	Ave		1.1555			0.0000	6.2	15.0				
Benzo[a]anthracene	1.2837 1.0286	1.0444 1.1650	0.9240	1.0307	1.0456	Ave		1.0746			0.0000	10.8	15.0				
Chrysene	1.3676 1.1698	1.1862 1.0514	1.1662	1.1877	1.0303	Ave		1.1762			0.0000	8.3	15.0				

Note: The m1 coefficient is the same as Ave RRF for an Ave curve type.



FORM VI  
GC/MS SEMI VOA INITIAL CALIBRATION DATA  
INTERNAL STANDARD CURVE EVALUATION

Lab Name: TestAmerica Tampa Job No.: 680-90622-1 Analy Batch No.: 137917  
 SDG No.: 68090622-1  
 Instrument ID: BSMA5973 GC Column: DB-5MS ID: 250 (um) Heated Purge: (Y/N) N  
 Calibration Start Date: 05/30/2013 15:07 Calibration End Date: 05/30/2013 16:38 Calibration ID: 2994

ANALYTE	RRF					CURVE TYPE	COEFFICIENT			#	MIN RRF	%RSD	#	MAX %RSD	R^2 OR COD	#	MIN R^2 OR COD
	LVL 1	LVL 2	LVL 3	LVL 4	LVL 5		B	M1	M2								
	LVL 6	LVL 7															
Benzo[b]fluoranthene	1.1428 1.2137	0.6048 1.2471	0.7823	0.9374	1.0349	Qua	0.0212	0.9211	-0.089		0.0000			0.9975		0.9900	
Benzo[k]fluoranthene	0.4476 1.3352	1.4305 1.5413	1.3535	1.3795	1.3107	Lin2	0.0033	1.4398						0.9935			
Benzo[a]pyrene	0.9129 1.0679	0.9598 1.1835	0.8304	0.8773	0.9973	Ave		0.9756			0.0000	12.4	15.0				
Indeno[1,2,3-cd]pyrene	0.6492 0.8407	0.5575 0.9868	0.7235	0.6982	0.7650	Qua	0.0057	1.3939	-0.313		0.0000			0.9998		0.9900	
Dibenz(a,h)anthracene	0.6565 0.9347	0.6678 0.9947	0.8013	0.7916	0.8356	None	0.0033	0.9364						0.9928			
Benzo[g,h,i]perylene	0.8058 0.9417	0.7808 0.9053	0.8970	0.8813	0.8407	Ave		0.8711			0.0000	6.6	15.0				
o-Terphenyl	0.5598 0.5761	0.4896 0.6174	0.5054	0.5135	0.5599	Ave		0.5460			0.0000	8.3	15.0				

Note: The m1 coefficient is the same as Ave RRF for an Ave curve type.

FORM VI  
GC/MS SEMI VOA INITIAL CALIBRATION DATA  
INTERNAL STANDARD RESPONSE AND CONCENTRATION

Lab Name: TestAmerica Tampa Job No.: 680-90622-1 Analy Batch No.: 137917

SDG No.: 68090622-1

Instrument ID: BSMA5973 GC Column: DB-5MS ID: 250 (um) Heated Purge: (Y/N) N

Calibration Start Date: 05/30/2013 15:07 Calibration End Date: 05/30/2013 16:38 Calibration ID: 2994

Calibration Files:

LEVEL:	LAB SAMPLE ID:	LAB FILE ID:
Level 1	IC 660-137917/8	1AE30007.D
Level 2	IC 660-137917/9	1AE30008.D
Level 3	IC 660-137917/10	1AE30009.D
Level 4	IC 660-137917/11	1AE30010.D
Level 5	ICIS 660-137917/7	1AE30006.D
Level 6	IC 660-137917/12	1AE30011.D
Level 7	IC 660-137917/13	1AE30012.D

ANALYTE	IS REF	CURVE TYPE	RESPONSE					CONCENTRATION (UG/ML)				
			LVL 1 LVL 6	LVL 2 LVL 7	LVL 3	LVL 4	LVL 5	LVL 1 LVL 6	LVL 2 LVL 7	LVL 3	LVL 4	LVL 5
Naphthalene	NPT	Ave	2564 453050	14247 808043	72755	142015	310274	0.200 30.0	1.00 50.0	5.00	10.0	20.0
2-Methylnaphthalene	NPT	None	704 221764	5113 408513	31104	69559	150366	0.200 30.0	1.00 50.0	5.00	10.0	20.0
1-Methylnaphthalene	NPT	Ave	1661 318847	9438 547004	55947	113430	199034	0.200 30.0	1.00 50.0	5.00	10.0	20.0
1,1'-Biphenyl	NPT	Lin2	1024 327427	10819 630960	56900	116654	215126	0.200 30.0	1.00 50.0	5.00	10.0	20.0
Acenaphthylene	ANT	None	2453 443520	14274 812251	69448	148976	312247	0.200 30.0	1.00 50.0	5.00	10.0	20.0
Acenaphthene	ANT	Ave	1750 237217	7971 437520	38374	82723	169836	0.200 30.0	1.00 50.0	5.00	10.0	20.0
Dibenzofuran	ANT	None	1599 372324	11288 617118	58203	127539	238515	0.200 30.0	1.00 50.0	5.00	10.0	20.0
Fluorene	ANT	None	924 275316	7832 474318	43971	92220	179256	0.200 30.0	1.00 50.0	5.00	10.0	20.0
Phenanthrene	PHN	Ave	2262 369301	11509 658799	53771	121579	251727	0.200 30.0	1.00 50.0	5.00	10.0	20.0
Anthracene	PHN	Ave	2118 394926	13529 686637	74490	130408	276628	0.200 30.0	1.00 50.0	5.00	10.0	20.0
Fluoranthene	PHN	None	1742 430714	12939 700755	63089	137369	293153	0.200 30.0	1.00 50.0	5.00	10.0	20.0
Pyrene	CRY	Ave	2123 424933	13782 696926	72282	139918	296534	0.200 30.0	1.00 50.0	5.00	10.0	20.0
Benzo[a]anthracene	CRY	Ave	2694 374261	12350 705326	53768	119782	270485	0.200 30.0	1.00 50.0	5.00	10.0	20.0
Chrysene	CRY	Ave	2870 425638	14027 636573	67856	138024	266526	0.200 30.0	1.00 50.0	5.00	10.0	20.0
Benzo[b]fluoranthene	PRY	Qua	2336 394702	6478 561045	44371	92047	252249	0.200 30.0	1.00 50.0	5.00	10.0	20.0

FORM VI  
GC/MS SEMI VOA INITIAL CALIBRATION DATA  
INTERNAL STANDARD RESPONSE AND CONCENTRATION

Lab Name: TestAmerica Tampa Job No.: 680-90622-1 Analy Batch No.: 137917

SDG No.: 68090622-1

Instrument ID: BSMA5973 GC Column: DB-5MS ID: 250 (um) Heated Purge: (Y/N) N

Calibration Start Date: 05/30/2013 15:07 Calibration End Date: 05/30/2013 16:38 Calibration ID: 2994

ANALYTE	IS REF	CURVE TYPE	RESPONSE					CONCENTRATION (UG/ML)				
			LVL 1	LVL 2	LVL 3	LVL 4	LVL 5	LVL 1	LVL 2	LVL 3	LVL 4	LVL 5
			LVL 6	LVL 7				LVL 6	LVL 7			
Benzo[k]fluoranthene	PRY	Lin2	915 434205	15322 693382	76772	135460	319488	0.200 30.0	1.00 50.0	5.00	10.0	20.0
Benzo[a]pyrene	PRY	Ave	1866 347277	10280 532445	47097	86149	243095	0.200 30.0	1.00 50.0	5.00	10.0	20.0
Indeno[1,2,3-cd]pyrene	PRY	Qua	1327 273397	5971 443933	41038	68563	186459	0.200 30.0	1.00 50.0	5.00	10.0	20.0
Dibenz(a,h)anthracene	PRY	None	1342 303964	7153 447505	45447	77730	203684	0.200 30.0	1.00 50.0	5.00	10.0	20.0
Benzo[g,h,i]perylene	PRY	Ave	1647 306240	8363 407273	50880	86542	204917	0.200 30.0	1.00 50.0	5.00	10.0	20.0
o-Terphenyl	PHN	Ave	1522 235919	6832 412698	36445	74153	162193	0.200 30.0	1.00 50.0	5.00	10.0	20.0

Curve Type Legend:

<p>Ave = Average ISTD          Lin2 = Linear 1/conc^2 ISTD          None = No Calib Curve          Qua = Quadratic ISTD</p>
---

TestAmerica Laboratories

Semivolatile 8270C low level PAH

Data file : \\tam-chemsvr\chem\SM\BSMA5973.i\1A053013.b\1AE30006.D  
 Lab Smp Id: CCVIS-1559459  
 Inj Date : 30-MAY-2013 15:07  
 Operator : TP  
 Smp Info : CCVIS-1559459  
 Misc Info :  
 Comment :  
 Method : \\tam-chemsvr\chem\SM\BSMA5973.i\1A053013.b\a-bFASTPAHi-m.m  
 Meth Date : 31-May-2013 13:45 BSMA5973.i Quant Type: ISTD  
 Cal Date : 30-MAY-2013 16:38 Cal File: 1AE30012.D  
 Als bottle: 3 Calibration Sample, Level: 5  
 Dil Factor: 1.00000  
 Integrator: HP RTE Compound Sublist: pah.sub  
 Target Version: 4.14  
 Processing Host: TAM-VM7N

Compounds	QUANT SIG	MASS	RT	EXP RT	REL RT	RESPONSE	AMOUNTS	
							CAL-AMT (ug/ml)	ON-COL (ug/ml)
* 1 Naphthalene-d8	=====	136	2.493	2.493	(1.000)	684481	40.0000	(H)
* 7 Acenaphthene-d10	=====	164	3.524	3.524	(1.000)	371379	40.0000	(H)
* 11 Phenanthrene-d10	=====	188	4.464	4.464	(1.000)	579381	40.0000	
\$ 15 o-Terphenyl	=====	230	4.758	4.758	(1.066)	162193	20.0000	20.5095
* 19 Chrysene-d12	=====	240	6.473	6.473	(1.000)	517389	40.0000	
* 24 Perylene-d12	=====	264	7.552	7.552	(1.000)	487492	40.0000	(H)
2 Naphthalene	=====	128	2.503	2.503	(1.004)	310274	20.0000	21.2170(H)
3 2-Methylnaphthalene	=====	141	2.915	2.915	(1.169)	150366	20.0000	24.0645(H)
4 1-Methylnaphthalene	=====	142	2.968	2.968	(1.191)	199034	20.0000	20.6769(H)
5 1,1'-Biphenyl	=====	154	3.193	3.193	(1.281)	215126	20.0000	23.3615(H)
6 Acenaphthylene	=====	152	3.433	3.433	(0.974)	312247	20.0000	22.0993
8 Acenaphthene	=====	154	3.540	3.540	(1.005)	169836	20.0000	19.8280(H)
9 Dibenzofuran	=====	168	3.647	3.647	(1.035)	238515	20.0000	21.6272(H)
10 Fluorene	=====	166	3.850	3.850	(1.092)	179256	20.0000	21.6652(H)
12 Phenanthrene	=====	178	4.480	4.480	(1.004)	251727	20.0000	20.2725
13 Anthracene	=====	178	4.512	4.512	(1.011)	276628	20.0000	21.6893
16 Fluoranthene	=====	202	5.340	5.340	(1.196)	293153	20.0000	23.1685
17 Pyrene	=====	202	5.500	5.500	(0.850)	296534	20.0000	20.7817
18 Benzo(a)anthracene	=====	228	6.467	6.467	(0.999)	270485	20.0000	19.2427
20 Chrysene	=====	228	6.489	6.489	(1.002)	266526	20.0000	18.3002(H)
21 Benzo(b)fluoranthene	=====	252	7.279	7.279	(0.964)	252249	20.0000	17.7849(H)
22 Benzo(k)fluoranthene	=====	252	7.301	7.301	(0.967)	319488	20.0000	21.1772(H)
23 Benzo(a)pyrene	=====	252	7.509	7.509	(0.994)	243095	20.0000	21.2354(H)
25 Indeno(1,2,3-cd)pyrene	=====	276	8.294	8.294	(1.098)	186459	20.0000	17.3131(MH)
26 Dibenzo(a,h)anthracene	=====	278	8.321	8.321	(1.102)	203684	20.0000	18.0548(H)
27 Benzo(g,h,i)perylene	=====	276	8.503	8.503	(1.126)	204917	20.0000	21.9686(H)

QC Flag Legend

M - Compound response manually integrated.  
 H - Operator selected an alternate compound hit.

Data File: 1AE30006.D

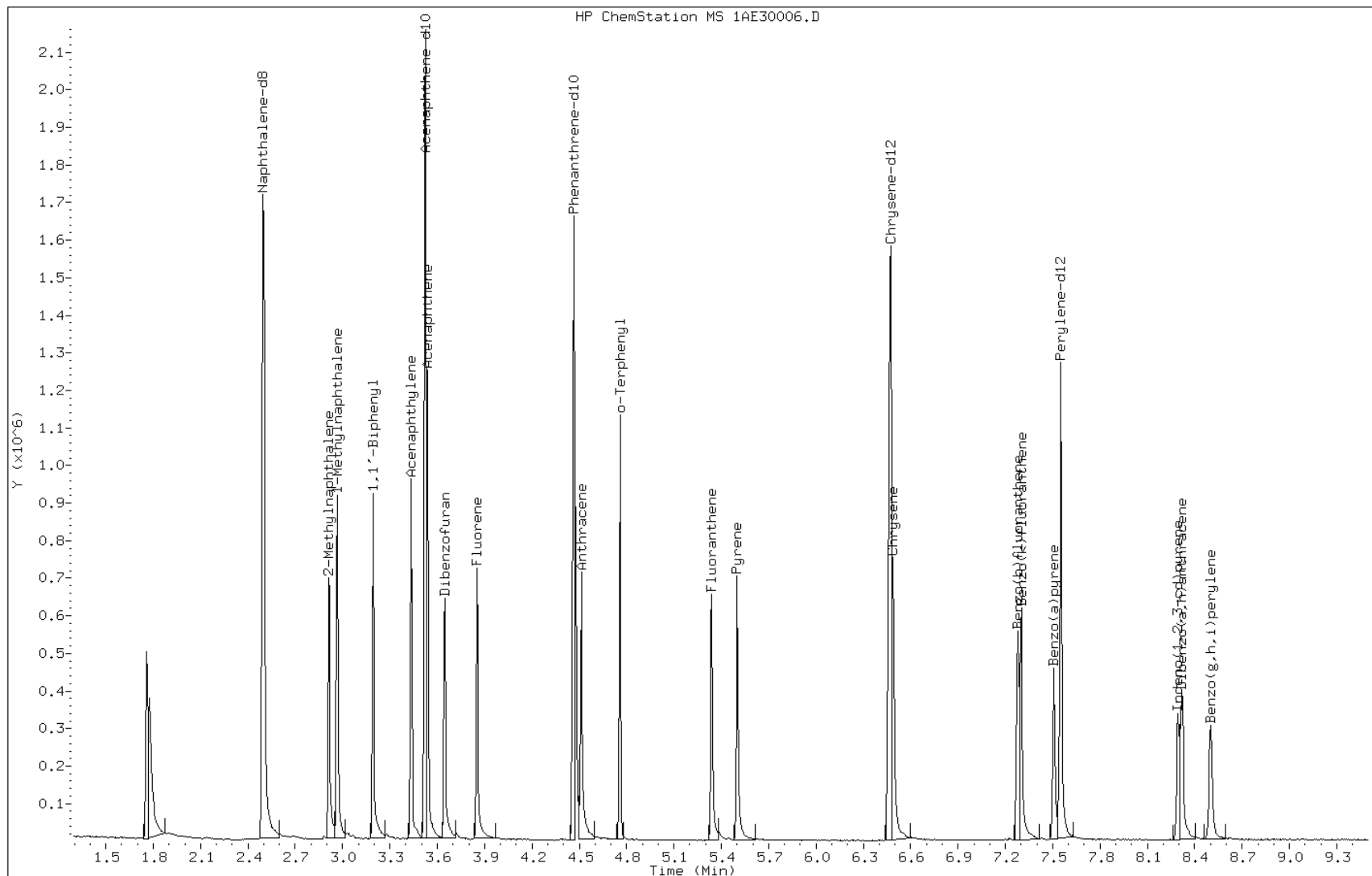
Date: 30-MAY-2013 15:07

Client ID:

Instrument: BSMA5973.i

Sample Info: CCVIS-1559459

Operator: TP

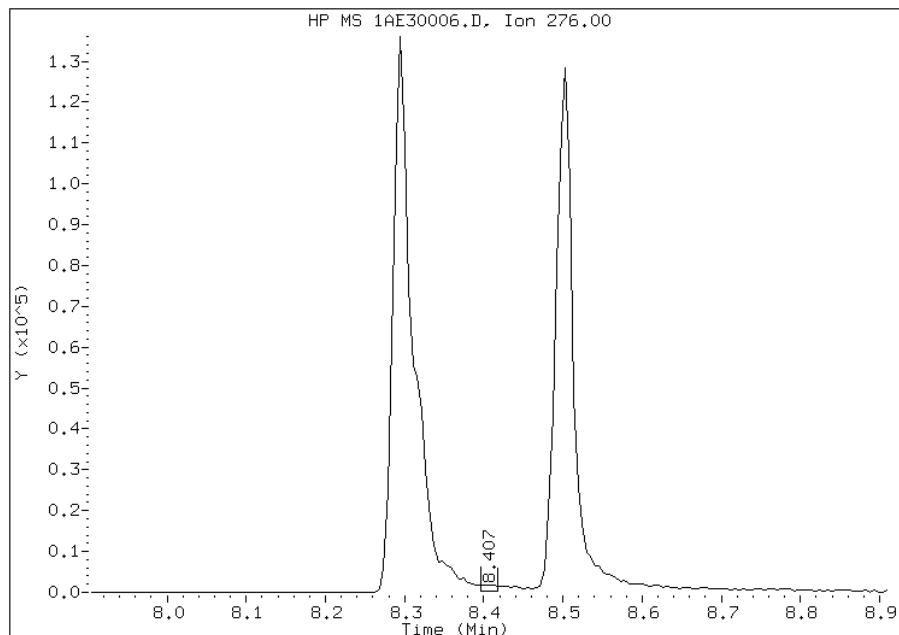


# Manual Integration Report

Data File: 1AE30006.D  
Inj. Date and Time: 30-MAY-2013 15:07  
Instrument ID: BSMA5973.i  
Client ID:  
Compound: 25 Indeno(1,2,3-cd)pyrene  
CAS #: 193-39-5  
Report Date: 05/31/2013

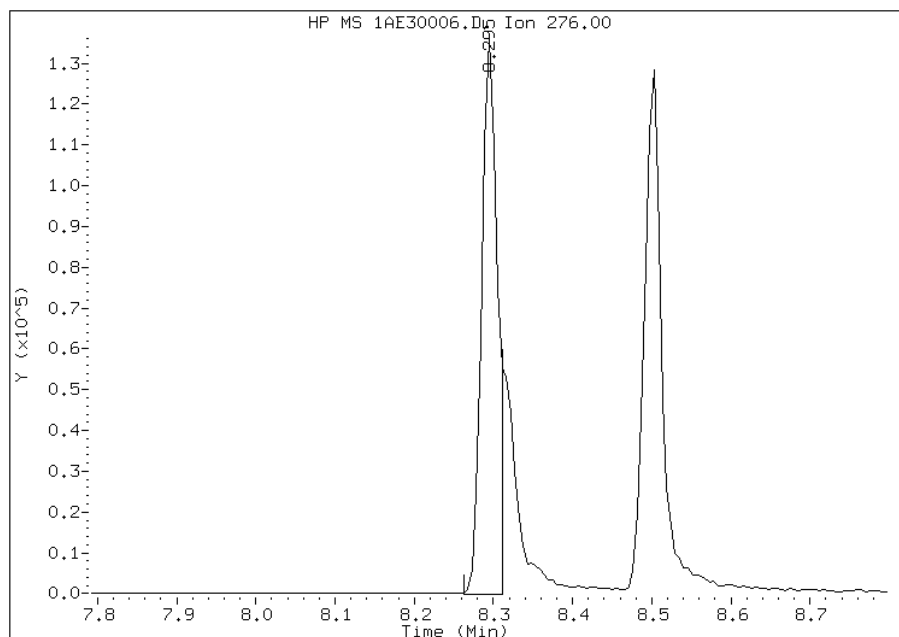
## Processing Integration Results

RT: 8.41  
Response: 2052  
Amount: 14  
Conc: 14



## Manual Integration Results

RT: 8.29  
Response: 186459  
Amount: 17  
Conc: 17



Manually Integrated By: perrint  
Modification Date: 31-May-2013 13:40  
Manual Integration Reason: Split Peak

TestAmerica Laboratories

Semivolatiles 8270C low level PAH

Data file : \\tam-chemsvr\chem\SM\BSMA5973.i\1A053013.b\1AE30007.D  
 Lab Smp Id: IC-1559454  
 Inj Date : 30-MAY-2013 15:23  
 Operator : TP  
 Smp Info : IC-1559454  
 Misc Info :  
 Comment :  
 Method : \\tam-chemsvr\chem\SM\BSMA5973.i\1A053013.b\1AE30007.D  
 Meth Date : 03-Jun-2013 10:22 BSMA5973.i Quant Type: ISTD  
 Cal Date : 30-MAY-2013 15:07 Cal File: 1AE30006.D  
 Als bottle: 4 Calibration Sample, Level: 1  
 Dil Factor: 1.00000  
 Integrator: HP RTE Compound Sublist: pah.sub  
 Target Version: 4.14  
 Processing Host: TAM1000

Compounds	QUANT SIG		AMOUNTS				
	MASS	RT	EXP RT	REL RT	RESPONSE	CAL-AMT (ug/ml)	ON-COL (ug/ml)
* 1 Naphthalene-d8	136	2.496	2.493	(1.000)	653500	40.0000	
* 7 Acenaphthene-d10	164	3.522	3.524	(1.000)	385846	40.0000	
* 11 Phenanthrene-d10	188	4.462	4.464	(1.000)	543775	40.0000	
\$ 15 o-Terphenyl	230	4.756	4.758	(1.066)	1522	0.20000	0.2050
* 19 Chrysene-d12	240	6.465	6.473	(1.000)	419728	40.0000	
* 24 Perylene-d12	264	7.544	7.552	(1.000)	408807	40.0000	
2 Naphthalene	128	2.507	2.503	(1.004)	2564	0.20000	0.1821(TQ)
3 2-Methylnaphthalene	141	2.918	2.915	(1.169)	704	0.20000	0.2336(M)
4 1-Methylnaphthalene	142	2.971	2.968	(1.190)	1661	0.20000	0.1686
5 1,1'-Biphenyl	154	3.196	3.193	(1.280)	1024	0.20000	0.7157(TQ)
6 Acenaphthylene	152	3.436	3.433	(0.976)	2453	0.20000	1.5932(QM)
8 Acenaphthene	154	3.538	3.540	(1.005)	1750	0.20000	0.1966
9 Dibenzofuran	168	3.650	3.647	(1.036)	1599	0.20000	0.9183(M)
10 Fluorene	166	3.858	3.850	(1.096)	924	0.20000	1.0837(TQ)
12 Phenanthrene	178	4.478	4.480	(1.004)	2262	0.20000	0.1940
13 Anthracene	178	4.515	4.512	(1.012)	2118	0.20000	0.1644(M)
16 Fluoranthene	202	5.338	5.340	(1.196)	1742	0.20000	0.2266(T)
17 Pyrene	202	5.498	5.500	(0.850)	2123	0.20000	0.1750
18 Benzo(a)anthracene	228	6.460	6.467	(0.999)	2694	0.20000	0.2389
20 Chrysene	228	6.481	6.489	(1.002)	2870	0.20000	0.2325
21 Benzo(b)fluoranthene	252	7.293	7.279	(0.967)	2336	0.20000	1.7337(M)
22 Benzo(k)fluoranthene	252	7.314	7.301	(0.970)	915	0.20000	0.1955(M)
23 Benzo(a)pyrene	252	7.507	7.509	(0.995)	1866	0.20000	0.1940
25 Indeno(1,2,3-cd)pyrene	276	8.292	8.294	(1.099)	1327	0.20000	0.1839(TM)
26 Dibenzo(a,h)anthracene	278	8.303	8.321	(1.101)	1342	0.20000	0.2737(TM)
27 Benzo(g,h,i)perylene	276	8.490	8.503	(1.125)	1647	0.20000	0.3064(TM)

QC Flag Legend

T - Target compound detected outside RT window.  
 Q - Qualifier signal failed the ratio test.  
 M - Compound response manually integrated.

Data File: 1AE30007.D

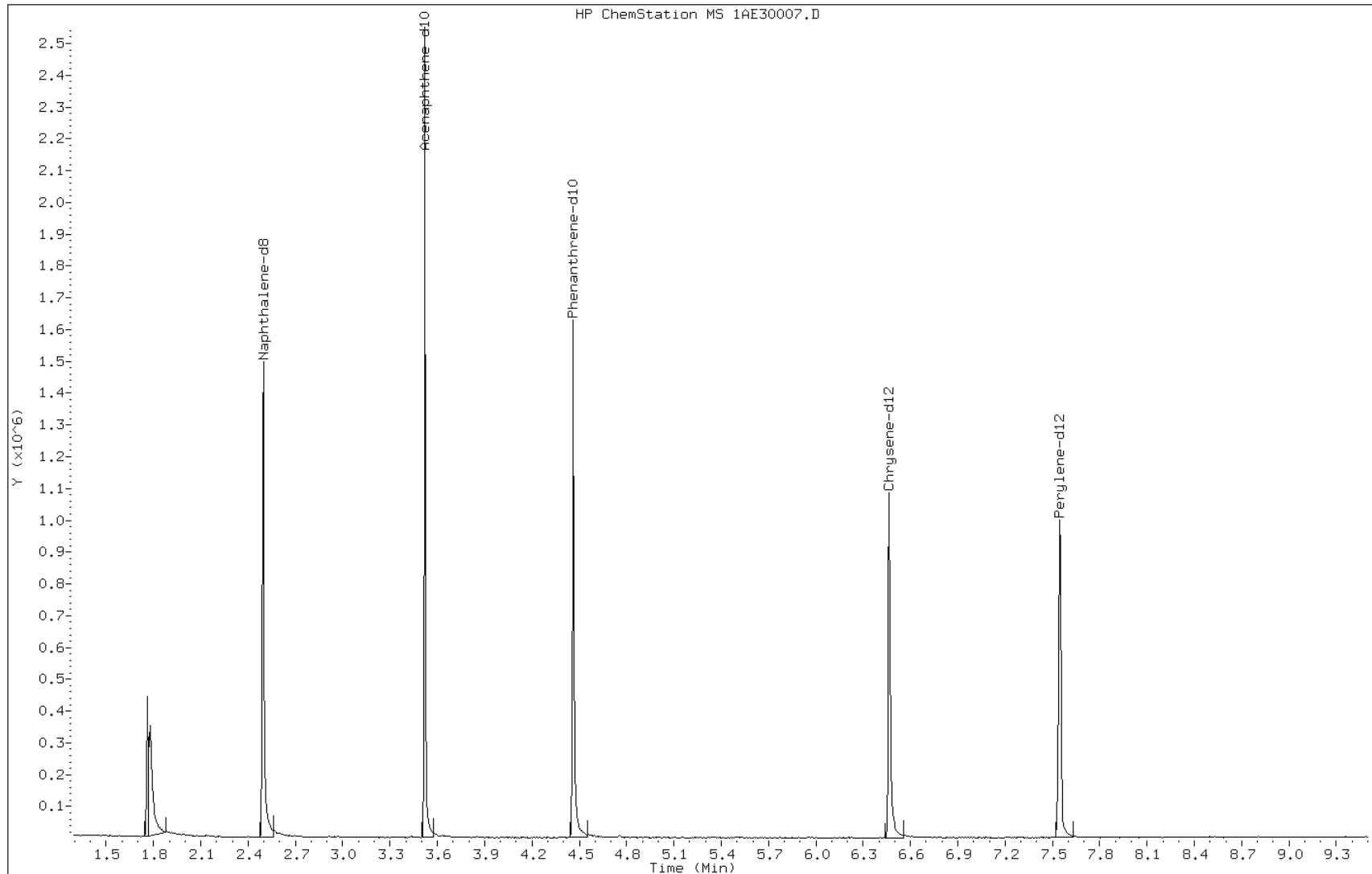
Date: 30-MAY-2013 15:23

Client ID:

Instrument: BSMA5973.i

Sample Info: IC-1559454

Operator: TP



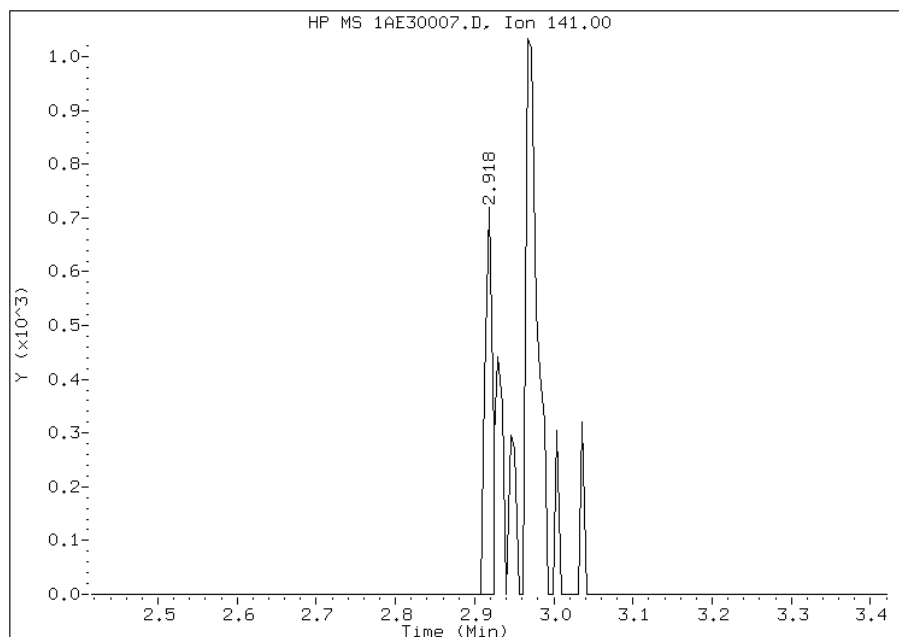


Manual Integration Report

Data File: 1AE30007.D  
Inj. Date and Time: 30-MAY-2013 15:23  
Instrument ID: BSMA5973.i  
Client ID:  
Compound: 3 2-Methylnaphthalene  
CAS #: 91-57-6  
Report Date: 06/03/2013

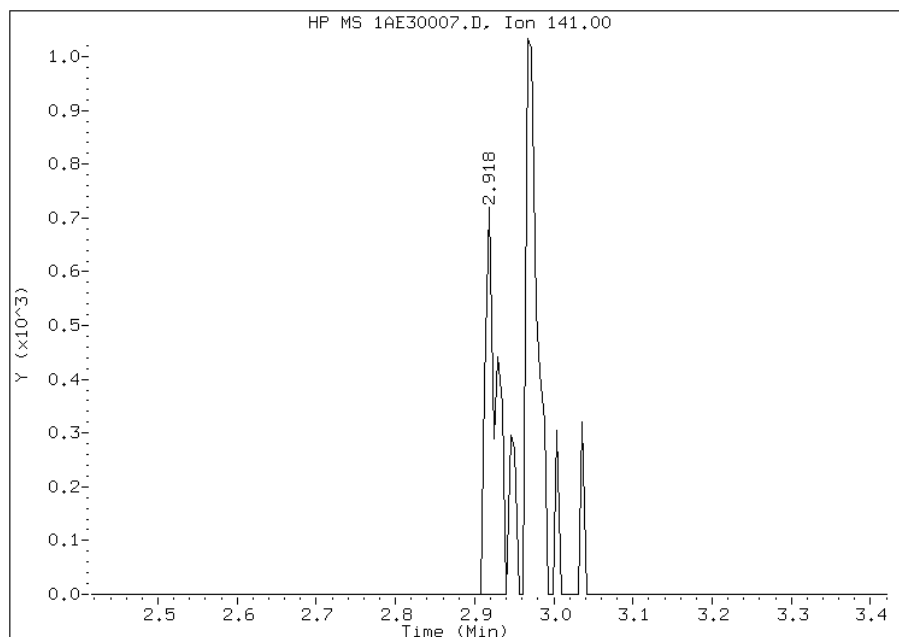
Processing Integration Results

RT: 2.92  
Response: 448  
Amount: 0  
Conc: 0



Manual Integration Results

RT: 2.92  
Response: 704  
Amount: 0  
Conc: 0



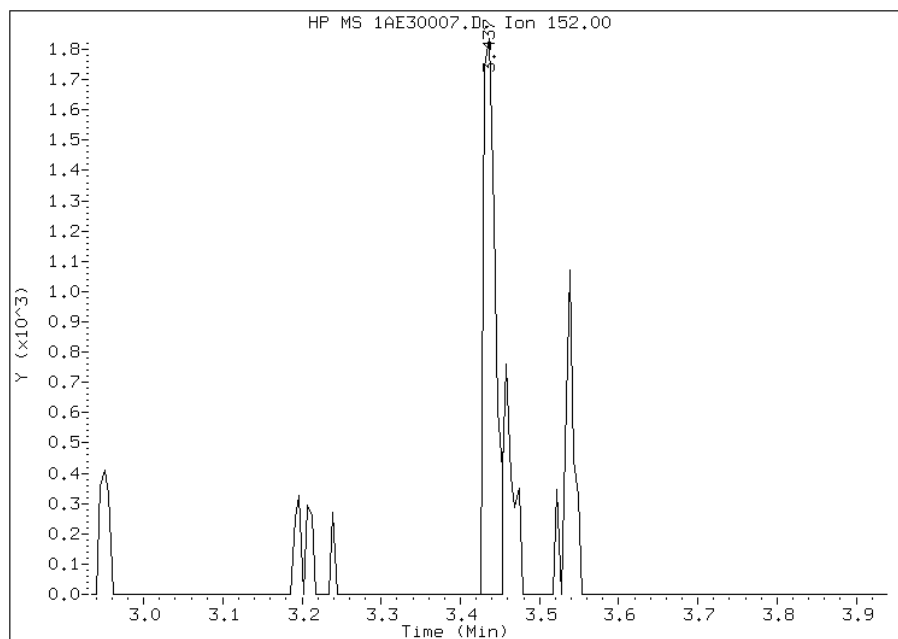
Manually Integrated By: cantins  
Modification Date: 03-Jun-2013 10:09  
Manual Integration Reason: Baseline Event

# Manual Integration Report

Data File: 1AE30007.D  
Inj. Date and Time: 30-MAY-2013 15:23  
Instrument ID: BSMA5973.i  
Client ID:  
Compound: 6 Acenaphthylene  
CAS #: 208-96-8  
Report Date: 06/03/2013

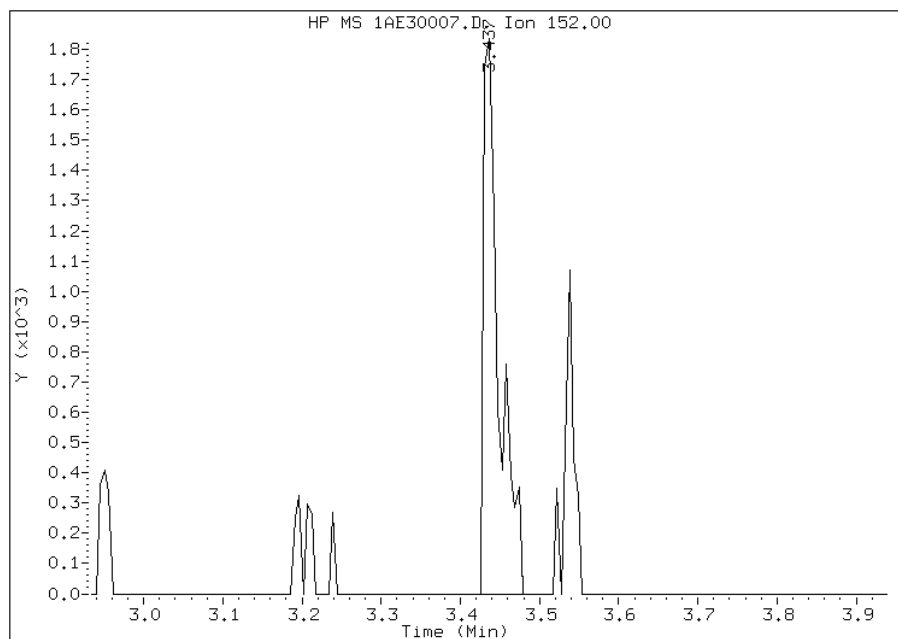
## Processing Integration Results

RT: 3.44  
Response: 1873  
Amount: 2  
Conc: 2



## Manual Integration Results

RT: 3.44  
Response: 2453  
Amount: 2  
Conc: 2



Manually Integrated By: cantins  
Modification Date: 03-Jun-2013 10:09  
Manual Integration Reason: Baseline Event

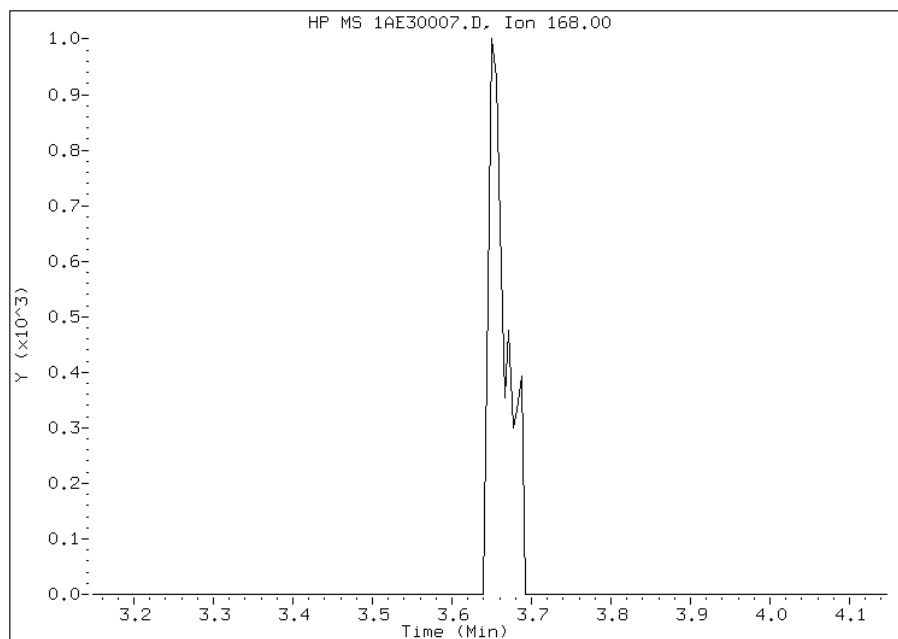
# Manual Integration Report

Data File: 1AE30007.D  
Inj. Date and Time: 30-MAY-2013 15:23  
Instrument ID: BSMA5973.i  
Client ID:  
Compound: 9 Dibenzofuran  
CAS #: 132-64-9  
Report Date: 06/03/2013

## Processing Integration Results

Not Detected

Expected RT: 3.65



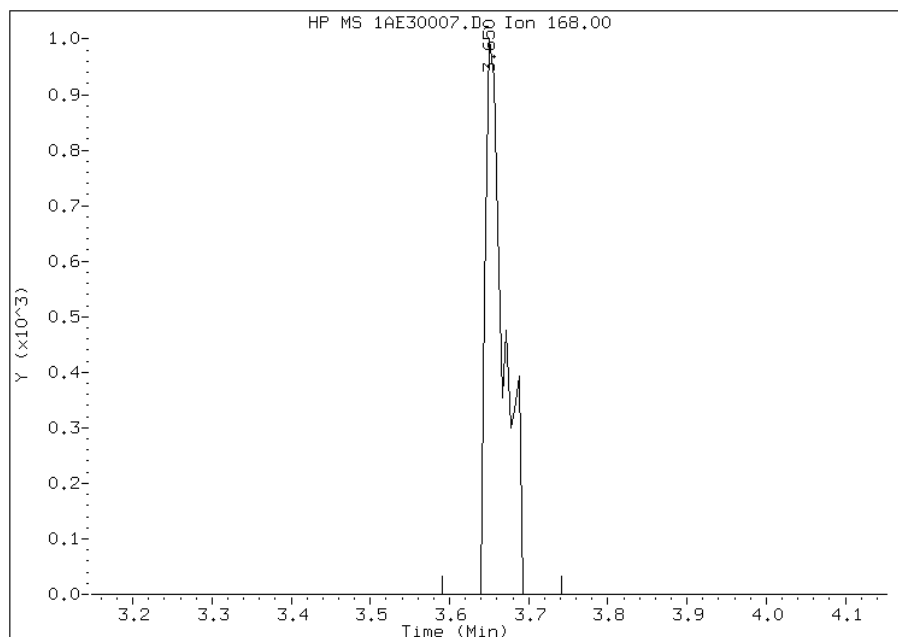
## Manual Integration Results

RT: 3.65

Response: 1599

Amount: 1

Conc: 1



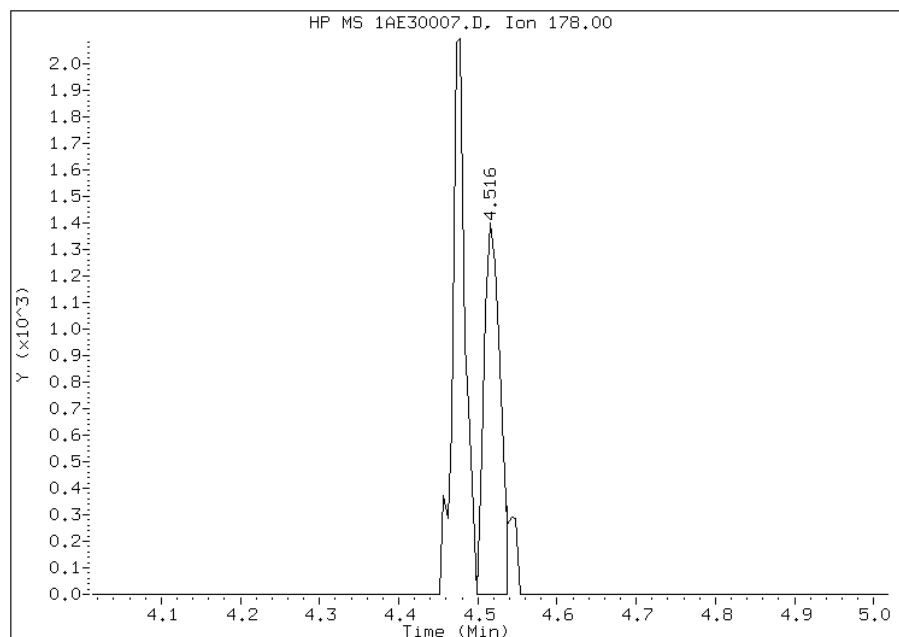
Manually Integrated By: perrint  
Modification Date: 31-May-2013 13:44  
Manual Integration Reason: Analyte not Identified by the Data System

# Manual Integration Report

Data File: 1AE30007.D  
Inj. Date and Time: 30-MAY-2013 15:23  
Instrument ID: BSMA5973.i  
Client ID:  
Compound: 13 Anthracene  
CAS #: 120-12-7  
Report Date: 06/03/2013

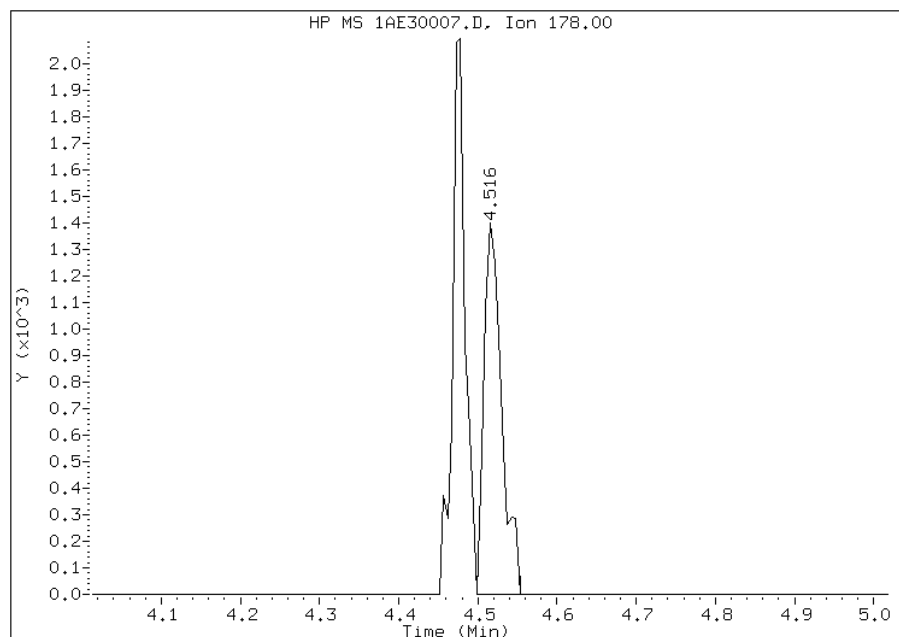
## Processing Integration Results

RT: 4.52  
Response: 1933  
Amount: 0  
Conc: 0



## Manual Integration Results

RT: 4.52  
Response: 2118  
Amount: 0  
Conc: 0



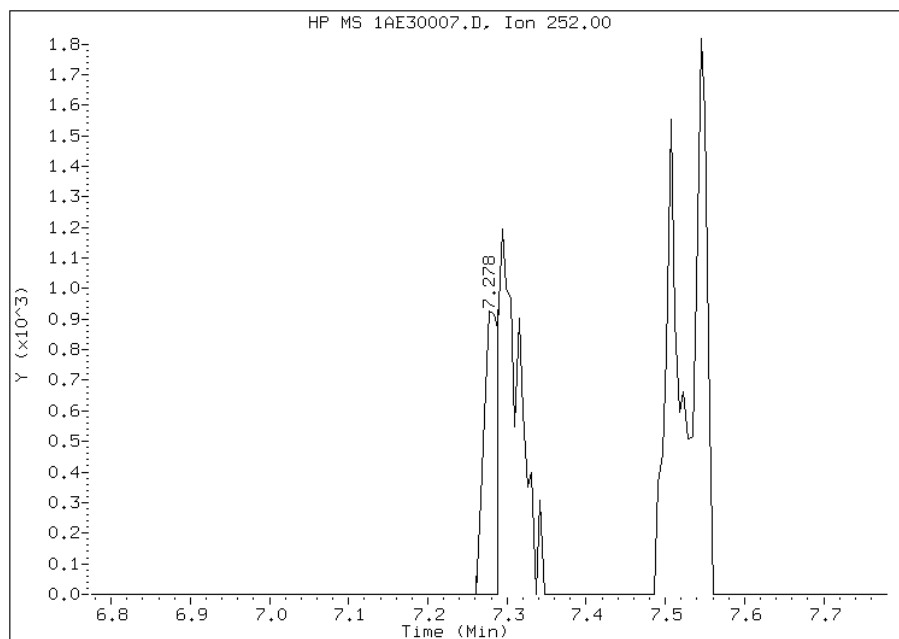
Manually Integrated By: cantins  
Modification Date: 03-Jun-2013 10:09  
Manual Integration Reason: Baseline Event

# Manual Integration Report

Data File: 1AE30007.D  
Inj. Date and Time: 30-MAY-2013 15:23  
Instrument ID: BSMA5973.i  
Client ID:  
Compound: 21 Benzo(b)fluoranthene  
CAS #: 205-99-2  
Report Date: 06/03/2013

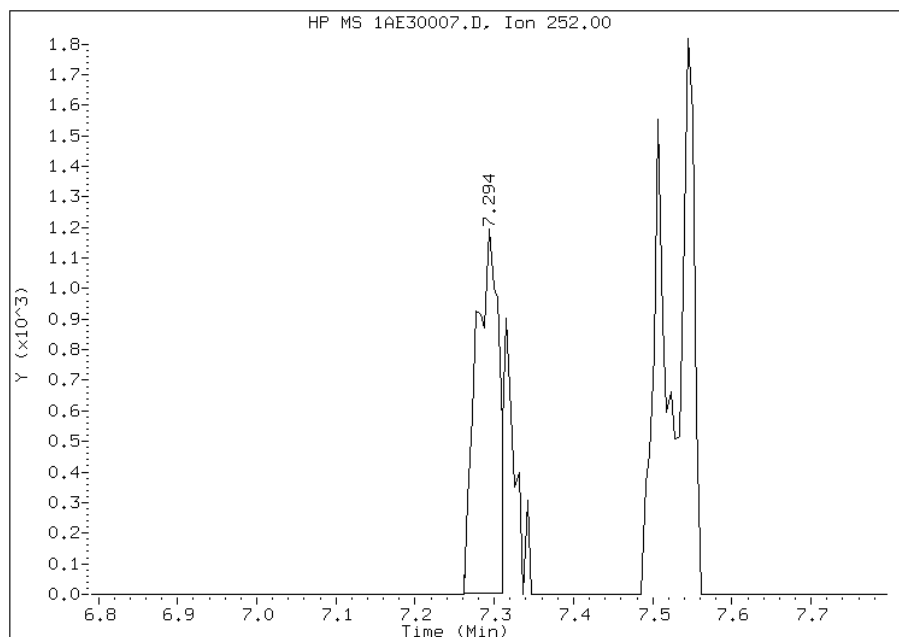
## Processing Integration Results

RT: 7.28  
Response: 1156  
Amount: 2  
Conc: 2



## Manual Integration Results

RT: 7.29  
Response: 2336  
Amount: 2  
Conc: 2



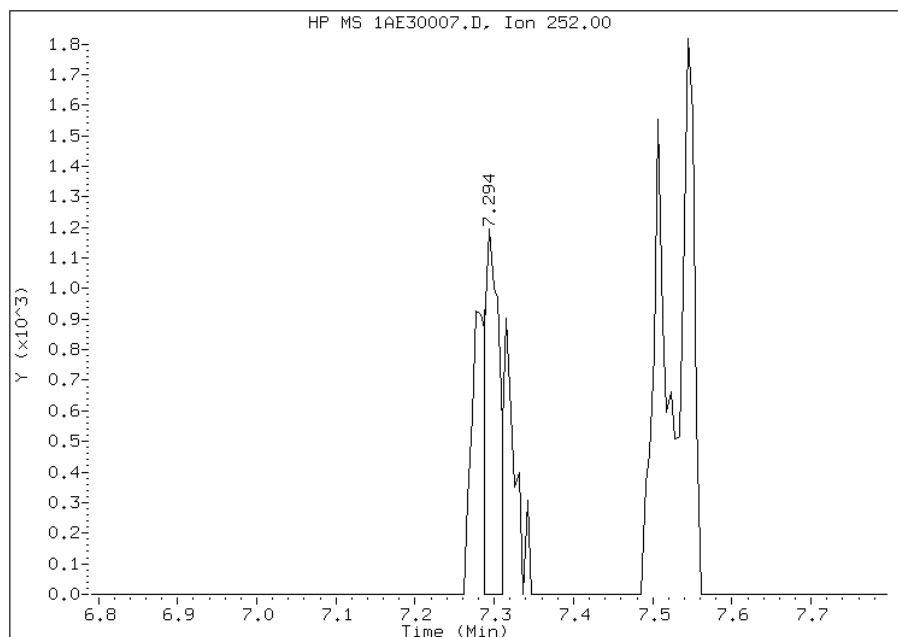
Manually Integrated By: cantins  
Modification Date: 03-Jun-2013 10:09  
Manual Integration Reason: Baseline Event

# Manual Integration Report

Data File: 1AE30007.D  
Inj. Date and Time: 30-MAY-2013 15:23  
Instrument ID: BSMA5973.i  
Client ID:  
Compound: 22 Benzo(k)fluoranthene  
CAS #: 207-08-9  
Report Date: 06/03/2013

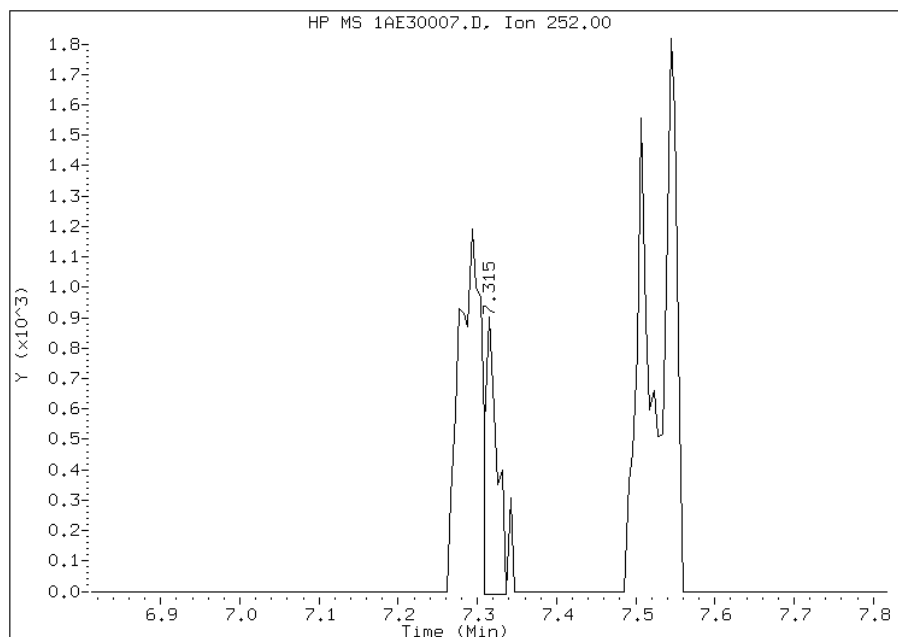
## Processing Integration Results

RT: 7.29  
Response: 1469  
Amount: 0  
Conc: 0



## Manual Integration Results

RT: 7.31  
Response: 915  
Amount: 0  
Conc: 0



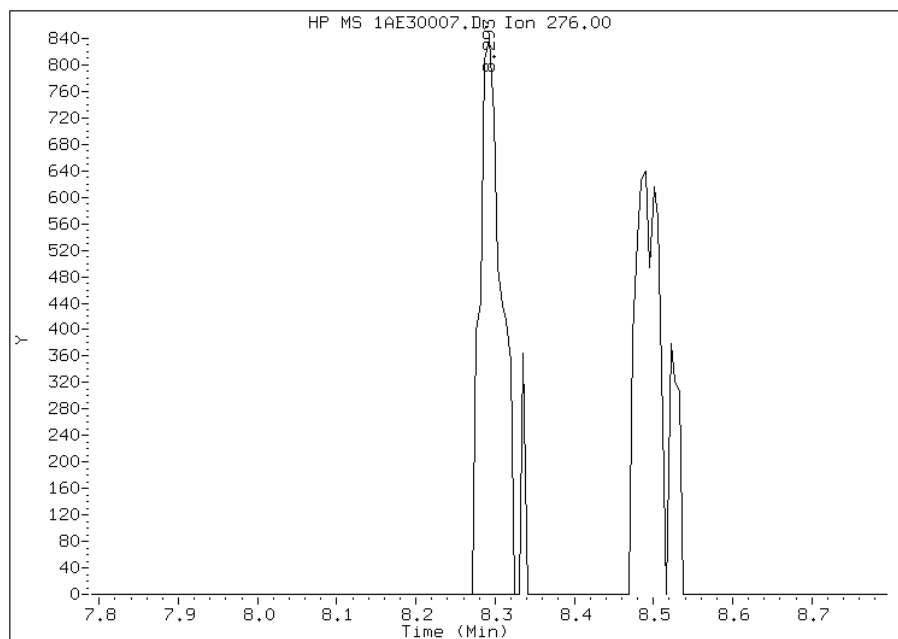
Manually Integrated By: cantins  
Modification Date: 03-Jun-2013 10:09  
Manual Integration Reason: Baseline Event

# Manual Integration Report

Data File: 1AE30007.D  
Inj. Date and Time: 30-MAY-2013 15:23  
Instrument ID: BSMA5973.i  
Client ID:  
Compound: 25 Indeno(1,2,3-cd)pyrene  
CAS #: 193-39-5  
Report Date: 06/03/2013

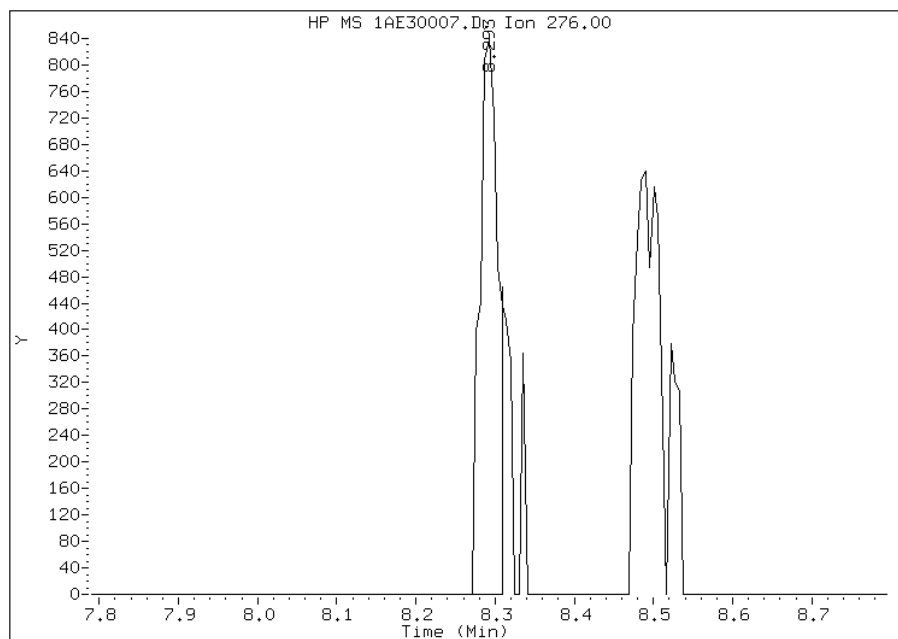
## Processing Integration Results

RT: 8.29  
Response: 1573  
Amount: 0  
Conc: 0



## Manual Integration Results

RT: 8.29  
Response: 1327  
Amount: 0  
Conc: 0



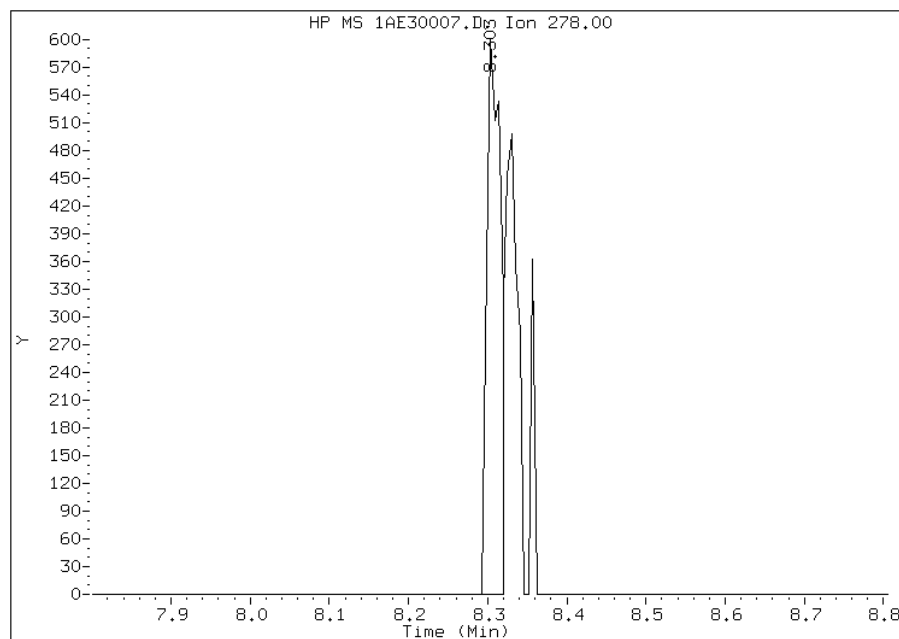
Manually Integrated By: perrint  
Modification Date: 31-May-2013 13:44  
Manual Integration Reason: Split Peak

# Manual Integration Report

Data File: 1AE30007.D  
Inj. Date and Time: 30-MAY-2013 15:23  
Instrument ID: BSMA5973.i  
Client ID:  
Compound: 26 Dibenzo(a,h)anthracene  
CAS #: 53-70-3  
Report Date: 06/03/2013

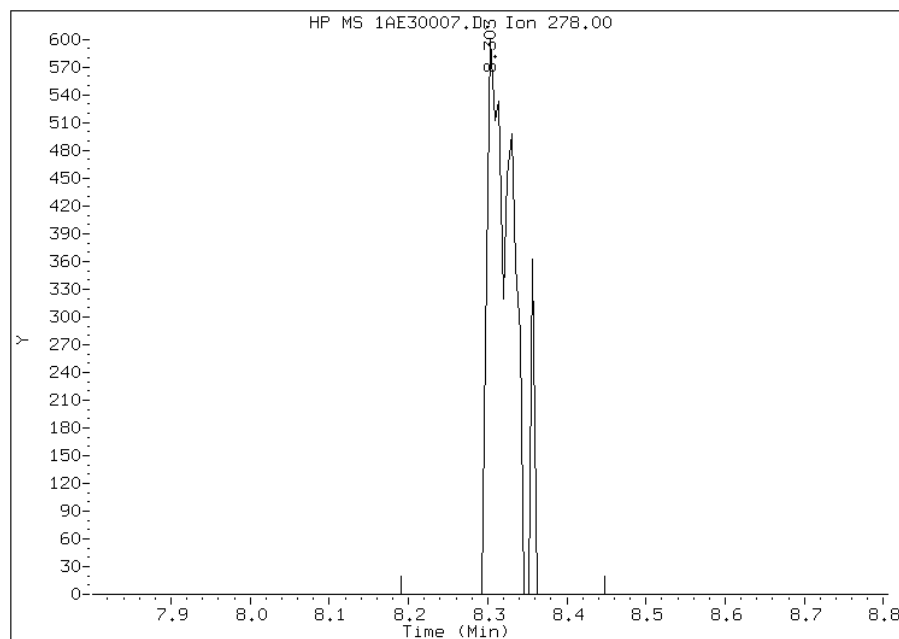
## Processing Integration Results

RT: 8.30  
Response: 717  
Amount: 0  
Conc: 0



## Manual Integration Results

RT: 8.30  
Response: 1342  
Amount: 0  
Conc: 0



Manually Integrated By: cantins  
Modification Date: 03-Jun-2013 10:10  
Manual Integration Reason: Baseline Event

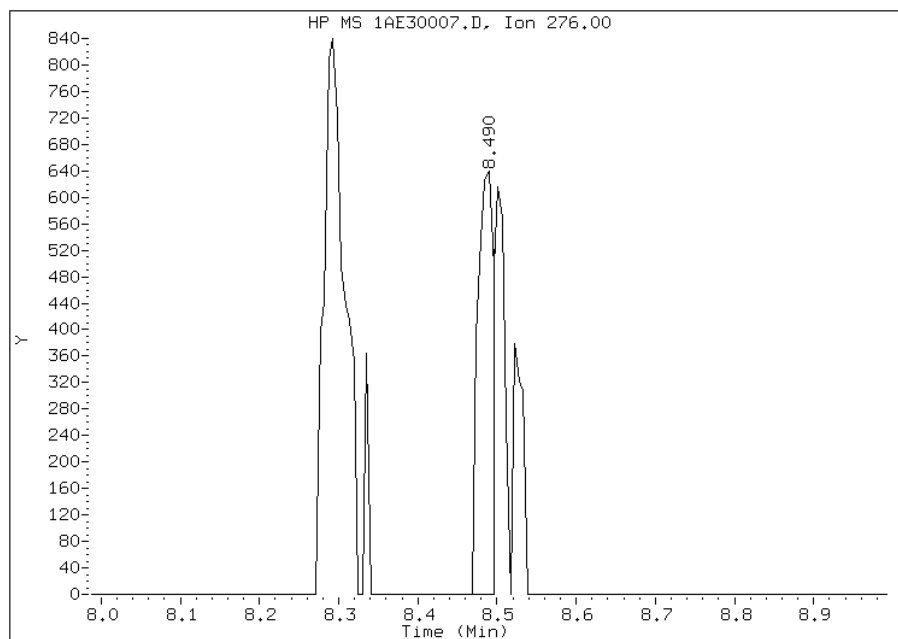


# Manual Integration Report

Data File: 1AE30007.D  
Inj. Date and Time: 30-MAY-2013 15:23  
Instrument ID: BSMA5973.i  
Client ID:  
Compound: 27 Benzo(g,h,i)perylene  
CAS #: 191-24-2  
Report Date: 06/03/2013

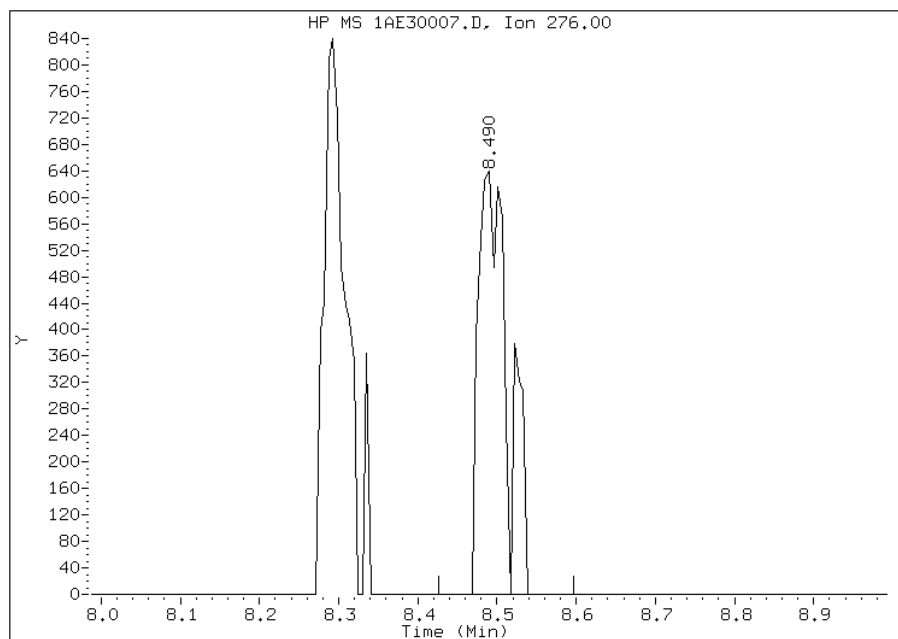
## Processing Integration Results

RT: 8.49  
Response: 860  
Amount: 1  
Conc: 1



## Manual Integration Results

RT: 8.49  
Response: 1647  
Amount: 0  
Conc: 0



Manually Integrated By: cantins  
Modification Date: 03-Jun-2013 10:10  
Manual Integration Reason: Baseline Event

TestAmerica Laboratories

Semivolatiles 8270C low level PAH

Data file : \\tam-chemsvr\chem\SM\BSMA5973.i\1A053013.b\1AE30008.D  
 Lab Smp Id: IC-1559455  
 Inj Date : 30-MAY-2013 15:38  
 Operator : TP  
 Smp Info : IC-1559455  
 Misc Info :  
 Comment :  
 Method : \\tam-chemsvr\chem\SM\BSMA5973.i\1A053013.b\1AE30008.D  
 Meth Date : 03-Jun-2013 10:22 BSMA5973.i Quant Type: ISTD  
 Cal Date : 30-MAY-2013 15:23 Cal File: 1AE30007.D  
 Als bottle: 5 Calibration Sample, Level: 2  
 Dil Factor: 1.00000  
 Integrator: HP RTE Compound Sublist: pah.sub  
 Target Version: 4.14  
 Processing Host: TAM1000

Compounds	QUANT SIG					AMOUNTS	
	MASS	RT	EXP RT	REL RT	RESPONSE	CAL-AMT (ug/ml)	ON-COL (ug/ml)
* 1 Naphthalene-d8	136	2.495	2.493	(1.000)	684178	40.0000	
* 7 Acenaphthene-d10	164	3.521	3.524	(1.000)	384013	40.0000	
* 11 Phenanthrene-d10	188	4.461	4.464	(1.000)	558115	40.0000	
\$ 15 o-Terphenyl	230	4.755	4.758	(1.066)	6832	1.00000	0.8968
* 19 Chrysene-d12	240	6.465	6.473	(1.000)	472994	40.0000	
* 24 Perylene-d12	264	7.544	7.552	(1.000)	428426	40.0000	
2 Naphthalene	128	2.506	2.503	(1.004)	14247	1.00000	0.9667(M)
3 2-Methylnaphthalene	141	2.917	2.915	(1.169)	5113	1.00000	0.8029
4 1-Methylnaphthalene	142	2.965	2.968	(1.188)	9438	1.00000	0.9152(M)
5 1,1'-Biphenyl	154	3.195	3.193	(1.280)	10819	1.00000	1.5063(QM)
6 Acenaphthylene	152	3.436	3.433	(0.976)	14274	1.00000	2.1987(QM)
8 Acenaphthene	154	3.537	3.540	(1.005)	7971	1.00000	0.8999
9 Dibenzofuran	168	3.644	3.647	(1.035)	11288	1.00000	1.5653(M)
10 Fluorene	166	3.852	3.850	(1.094)	7832	1.00000	1.6859(QM)
12 Phenanthrene	178	4.472	4.480	(1.002)	11509	1.00000	0.9621
13 Anthracene	178	4.515	4.512	(1.012)	13529	1.00000	1.0235(M)
16 Fluoranthene	202	5.337	5.340	(1.196)	12939	1.00000	0.9937(M)
17 Pyrene	202	5.498	5.500	(0.850)	13782	1.00000	1.0086(M)
18 Benzo(a)anthracene	228	6.459	6.467	(0.999)	12350	1.00000	0.9719
20 Chrysene	228	6.481	6.489	(1.002)	14027	1.00000	1.0085
21 Benzo(b)fluoranthene	252	7.271	7.279	(0.964)	6478	1.00000	2.0304
22 Benzo(k)fluoranthene	252	7.293	7.301	(0.967)	15322	1.00000	1.1268(M)
23 Benzo(a)pyrene	252	7.501	7.509	(0.994)	10280	1.00000	1.0200(M)
25 Indeno(1,2,3-cd)pyrene	276	8.286	8.294	(1.098)	5971	1.00000	0.7899(M)
26 Dibenzo(a,h)anthracene	278	8.308	8.321	(1.101)	7153	1.00000	0.8467
27 Benzo(g,h,i)perylene	276	8.479	8.503	(1.124)	8363	1.00000	0.9838(M)

QC Flag Legend

Q - Qualifier signal failed the ratio test.  
 M - Compound response manually integrated.

Data File: 1AE30008.D

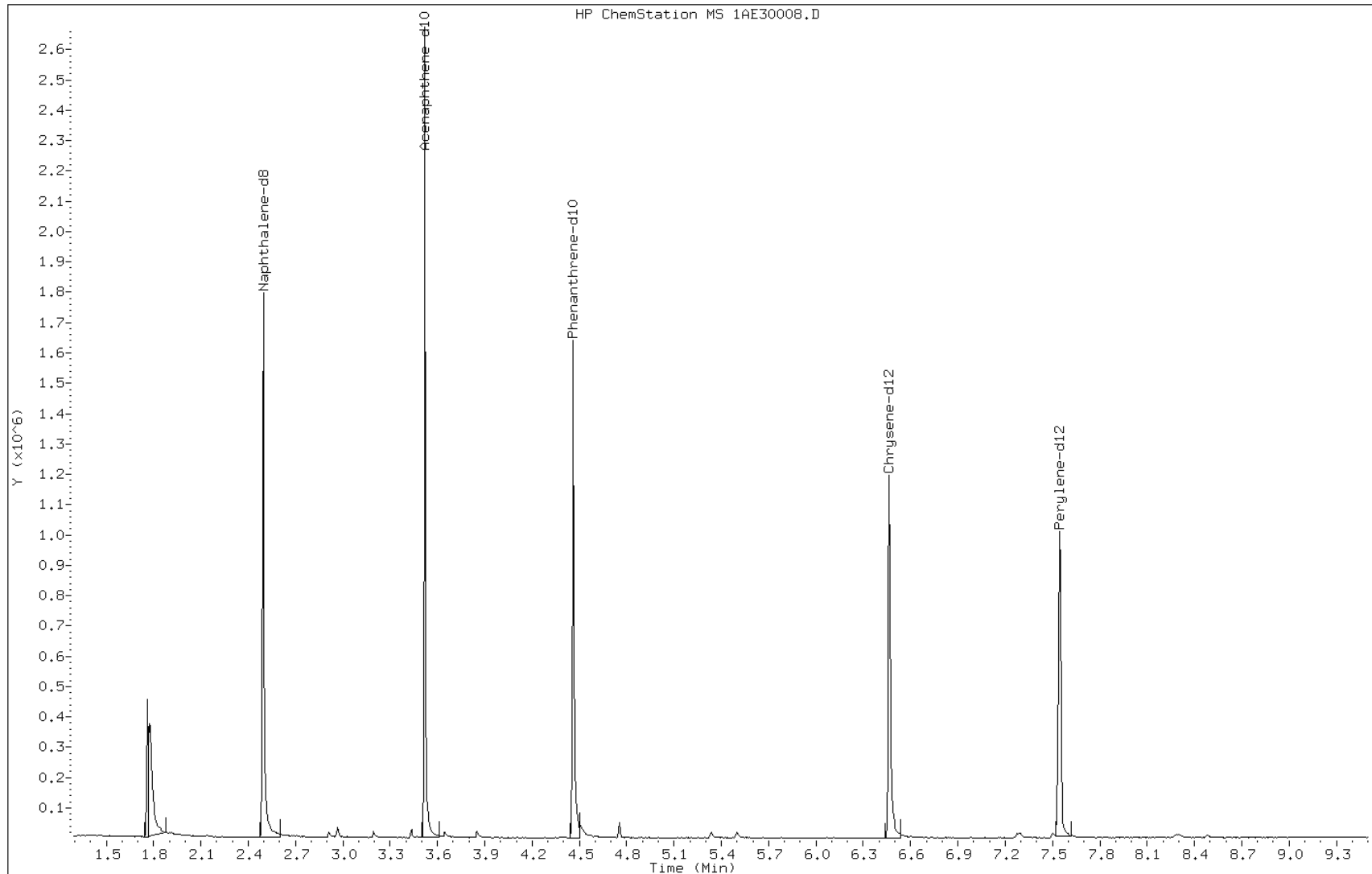
Date: 30-MAY-2013 15:38

Client ID:

Instrument: BSMA5973.i

Sample Info: IC-1559455

Operator: TP

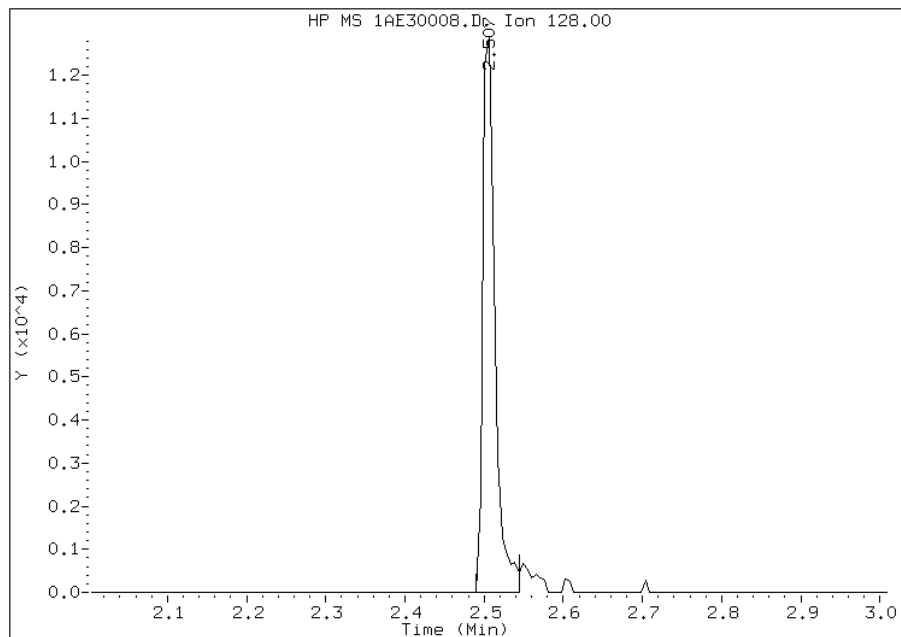


Manual Integration Report

Data File: 1AE30008.D  
Inj. Date and Time: 30-MAY-2013 15:38  
Instrument ID: BSMA5973.i  
Client ID:  
Compound: 2 Naphthalene  
CAS #: 91-20-3  
Report Date: 06/03/2013

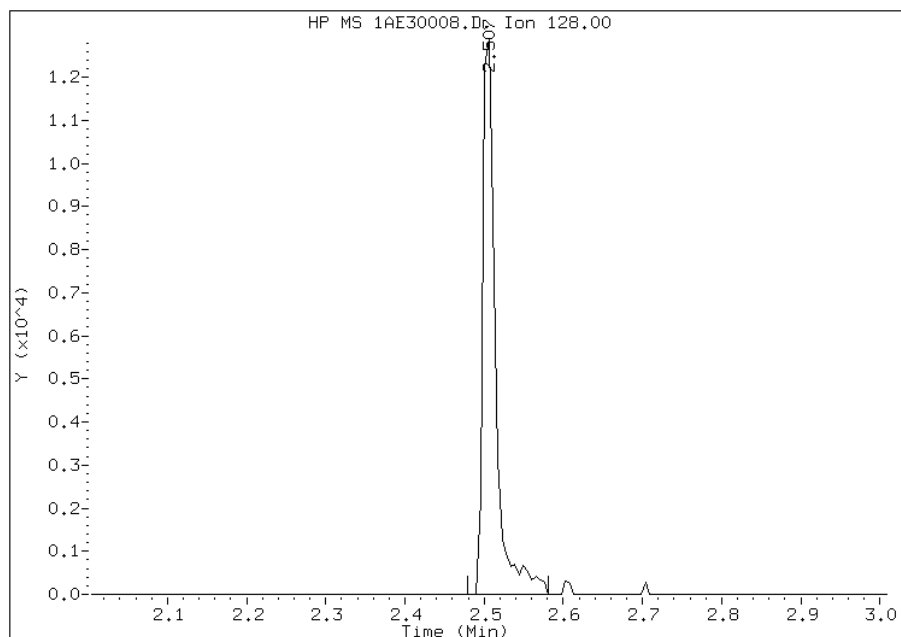
Processing Integration Results

RT: 2.51  
Response: 13410  
Amount: 1  
Conc: 1



Manual Integration Results

RT: 2.51  
Response: 14247  
Amount: 1  
Conc: 1



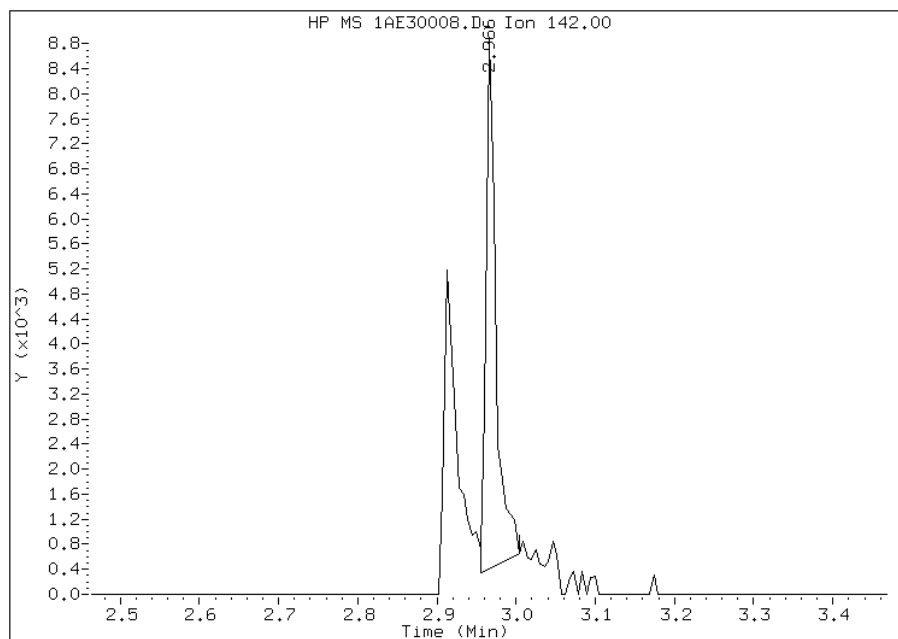
Manually Integrated By: cantins  
Modification Date: 03-Jun-2013 10:10  
Manual Integration Reason: Baseline Event

# Manual Integration Report

Data File: 1AE30008.D  
Inj. Date and Time: 30-MAY-2013 15:38  
Instrument ID: BSMA5973.i  
Client ID:  
Compound: 4 1-Methylnaphthalene  
CAS #: 90-12-0  
Report Date: 06/03/2013

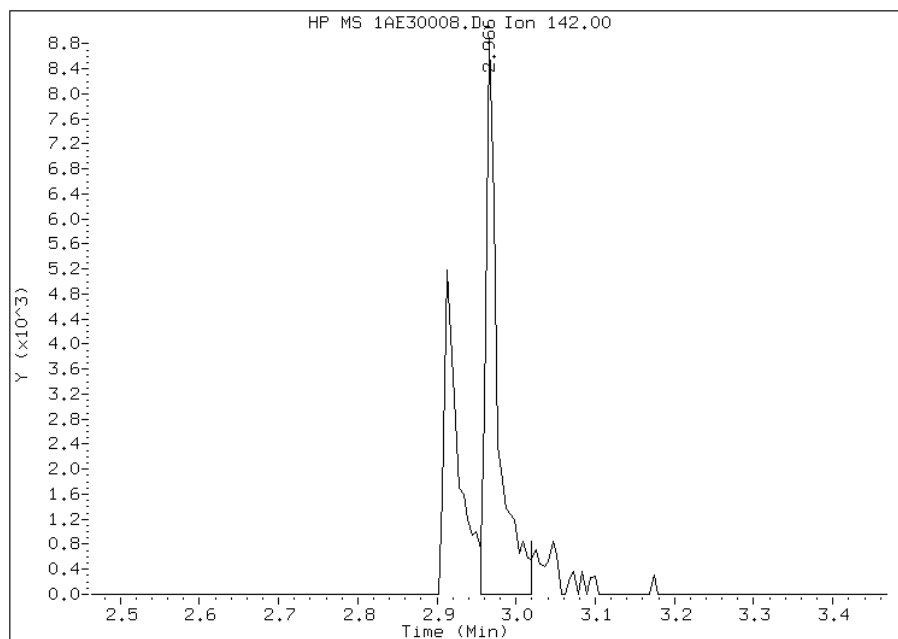
## Processing Integration Results

RT: 2.97  
Response: 7217  
Amount: 1  
Conc: 1



## Manual Integration Results

RT: 2.97  
Response: 9438  
Amount: 1  
Conc: 1



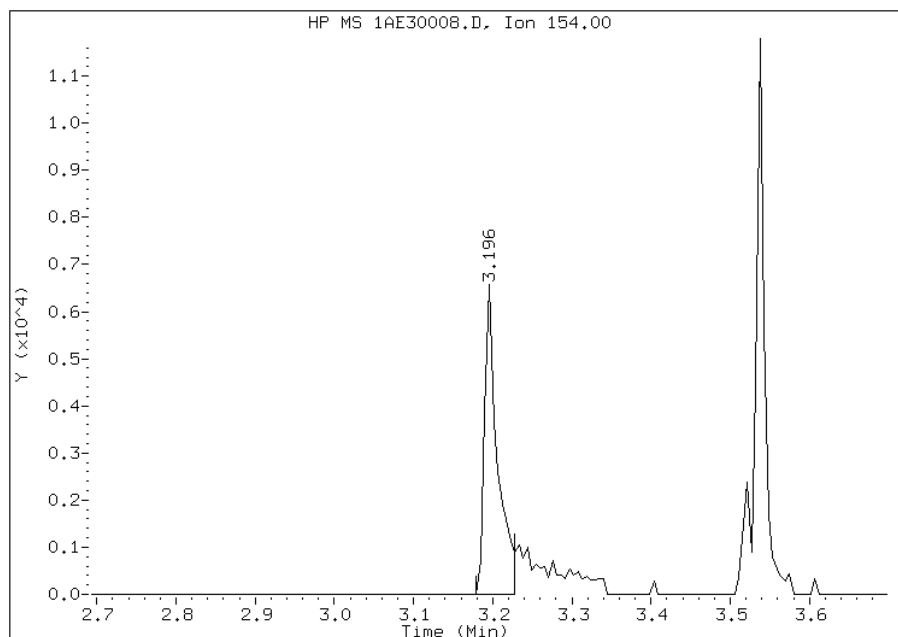
Manually Integrated By: perrint  
Modification Date: 31-May-2013 13:43  
Manual Integration Reason: Baseline Event

# Manual Integration Report

Data File: 1AE30008.D  
Inj. Date and Time: 30-MAY-2013 15:38  
Instrument ID: BSMA5973.i  
Client ID:  
Compound: 5 1,1'-Biphenyl  
CAS #: 92-52-4  
Report Date: 06/03/2013

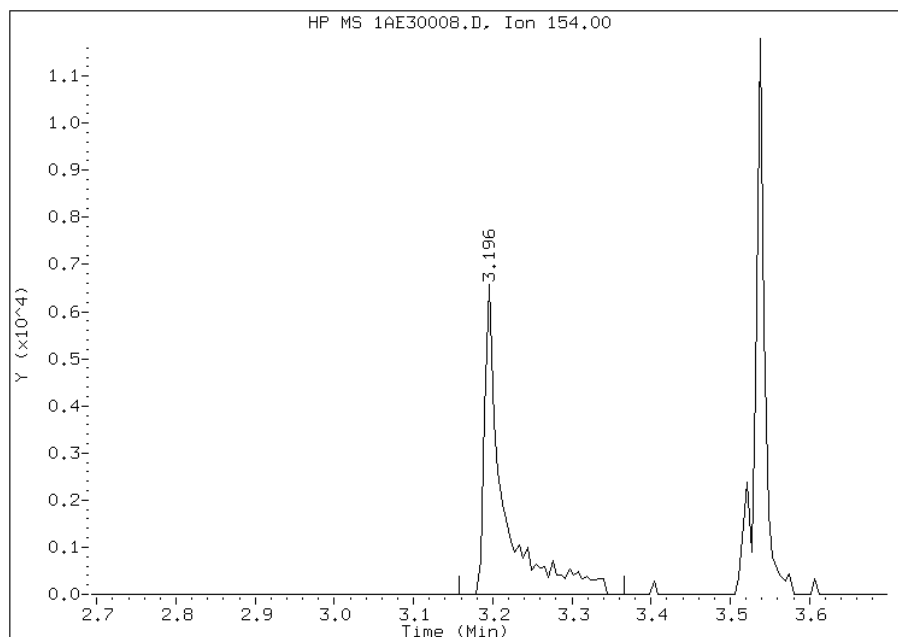
## Processing Integration Results

RT: 3.20  
Response: 7367  
Amount: 1  
Conc: 1



## Manual Integration Results

RT: 3.20  
Response: 10819  
Amount: 2  
Conc: 2



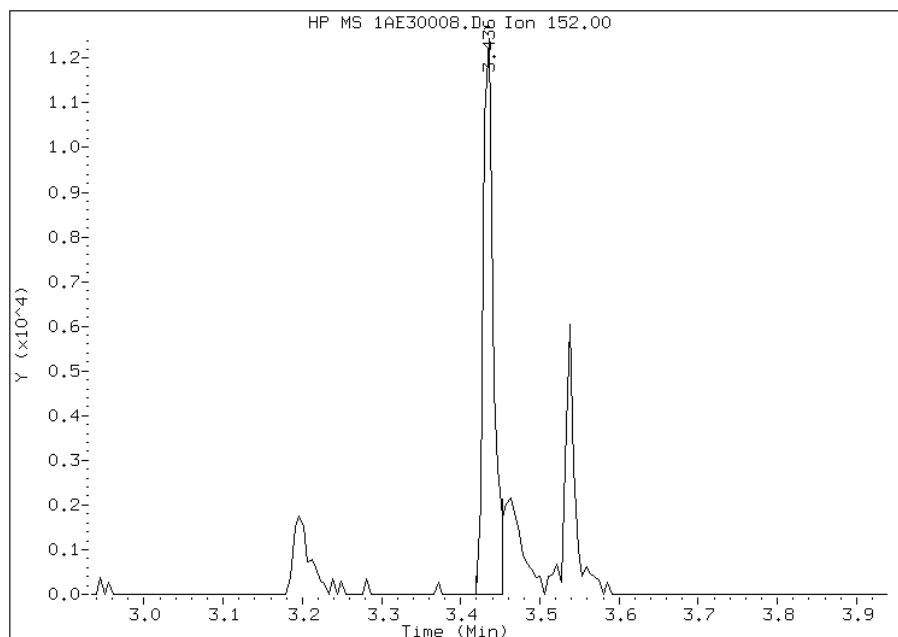
Manually Integrated By: cantins  
Modification Date: 03-Jun-2013 10:10  
Manual Integration Reason: Baseline Event

# Manual Integration Report

Data File: 1AE30008.D  
Inj. Date and Time: 30-MAY-2013 15:38  
Instrument ID: BSMA5973.i  
Client ID:  
Compound: 6 Acenaphthylene  
CAS #: 208-96-8  
Report Date: 06/03/2013

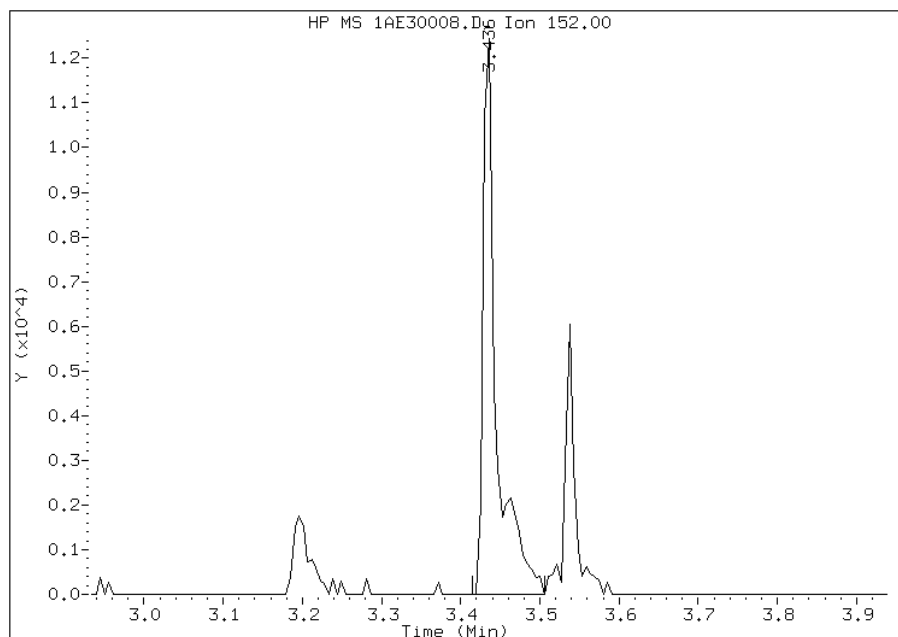
## Processing Integration Results

RT: 3.44  
Response: 10977  
Amount: 2  
Conc: 2



## Manual Integration Results

RT: 3.44  
Response: 14274  
Amount: 2  
Conc: 2



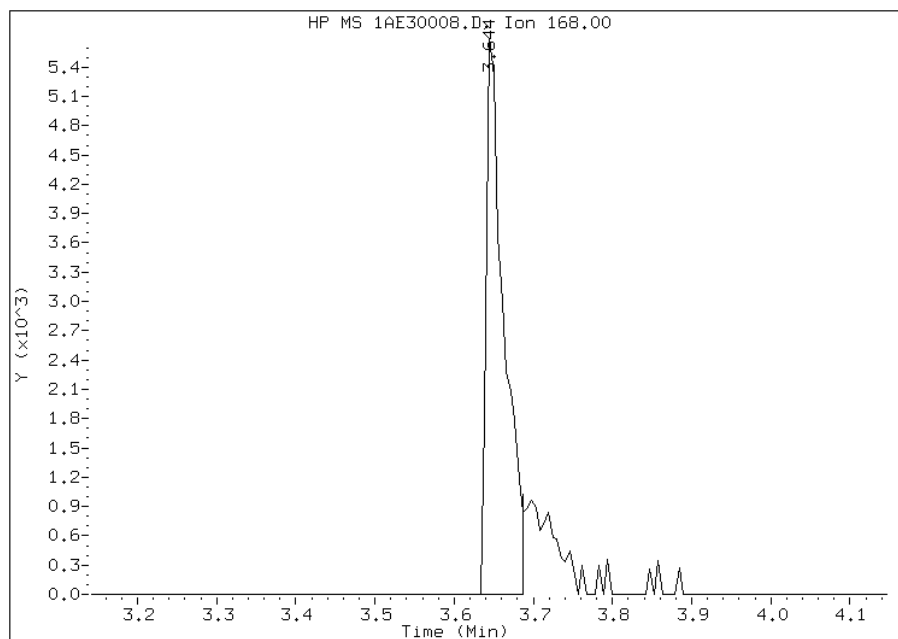
Manually Integrated By: cantins  
Modification Date: 03-Jun-2013 10:10  
Manual Integration Reason: Baseline Event

# Manual Integration Report

Data File: 1AE30008.D  
Inj. Date and Time: 30-MAY-2013 15:38  
Instrument ID: BSMA5973.i  
Client ID:  
Compound: 9 Dibenzofuran  
CAS #: 132-64-9  
Report Date: 06/03/2013

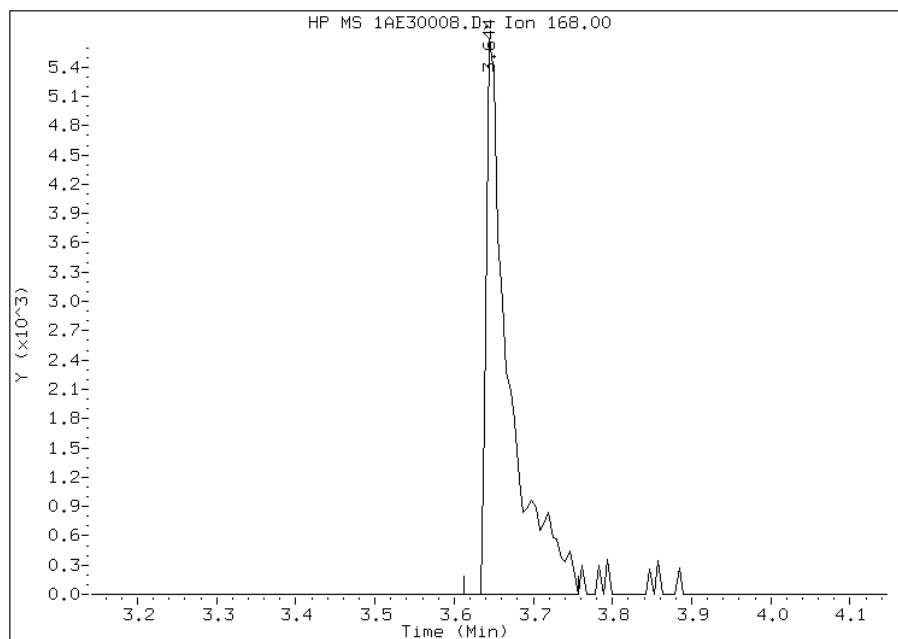
## Processing Integration Results

RT: 3.64  
Response: 8867  
Amount: 2  
Conc: 2



## Manual Integration Results

RT: 3.64  
Response: 11288  
Amount: 2  
Conc: 2



Manually Integrated By: cantins  
Modification Date: 03-Jun-2013 10:11  
Manual Integration Reason: Baseline Event

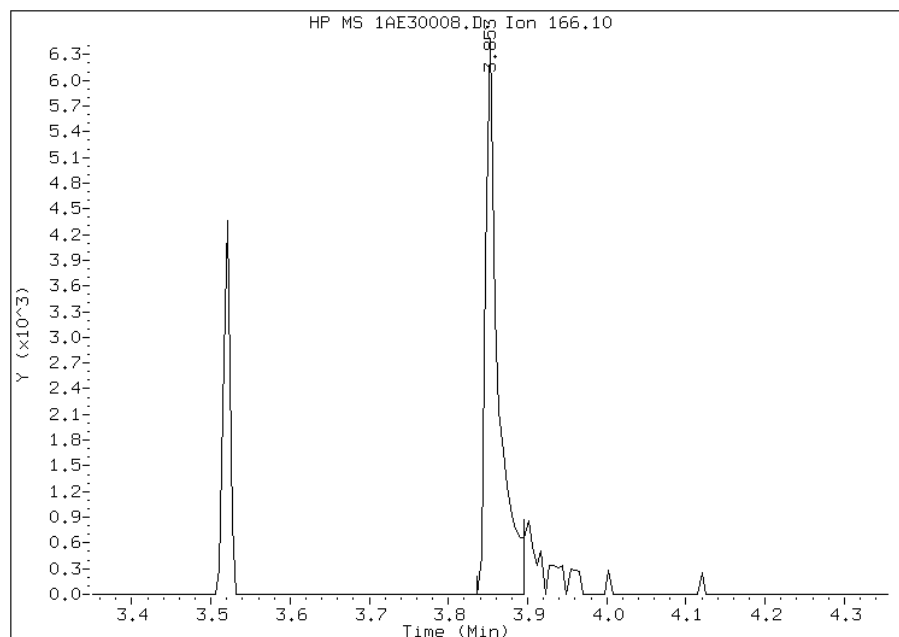


# Manual Integration Report

Data File: 1AE30008.D  
Inj. Date and Time: 30-MAY-2013 15:38  
Instrument ID: BSMA5973.i  
Client ID:  
Compound: 10 Fluorene  
CAS #: 86-73-7  
Report Date: 06/03/2013

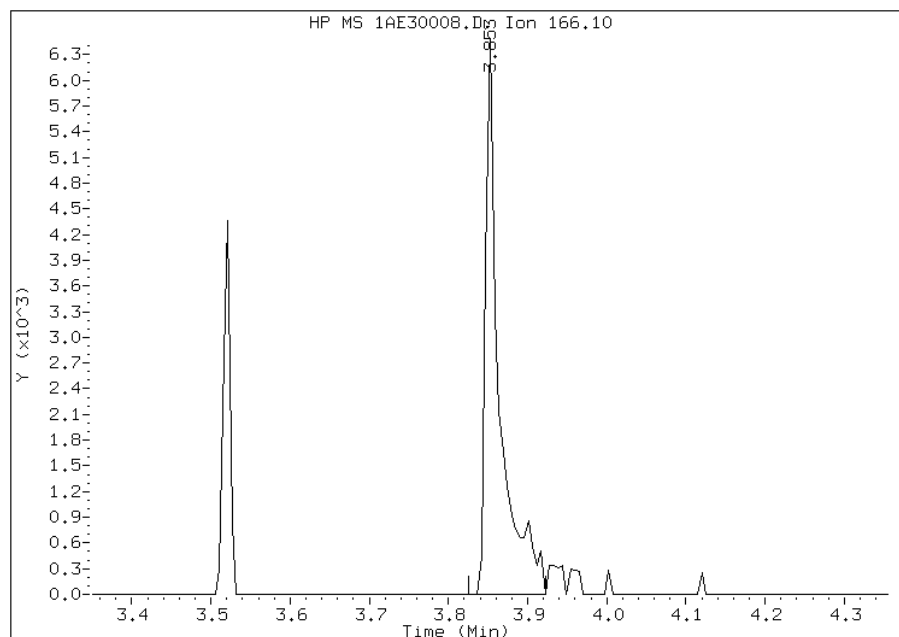
## Processing Integration Results

RT: 3.85  
Response: 7106  
Amount: 2  
Conc: 2



## Manual Integration Results

RT: 3.85  
Response: 7832  
Amount: 2  
Conc: 2



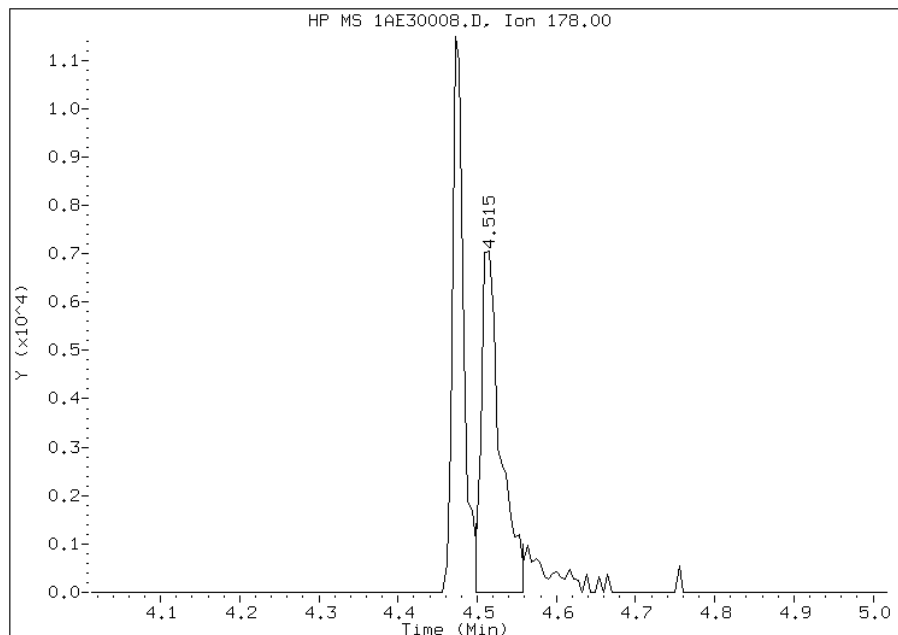
Manually Integrated By: cantins  
Modification Date: 03-Jun-2013 10:11  
Manual Integration Reason: Baseline Event

# Manual Integration Report

Data File: 1AE30008.D  
Inj. Date and Time: 30-MAY-2013 15:38  
Instrument ID: BSMA5973.i  
Client ID:  
Compound: 13 Anthracene  
CAS #: 120-12-7  
Report Date: 06/03/2013

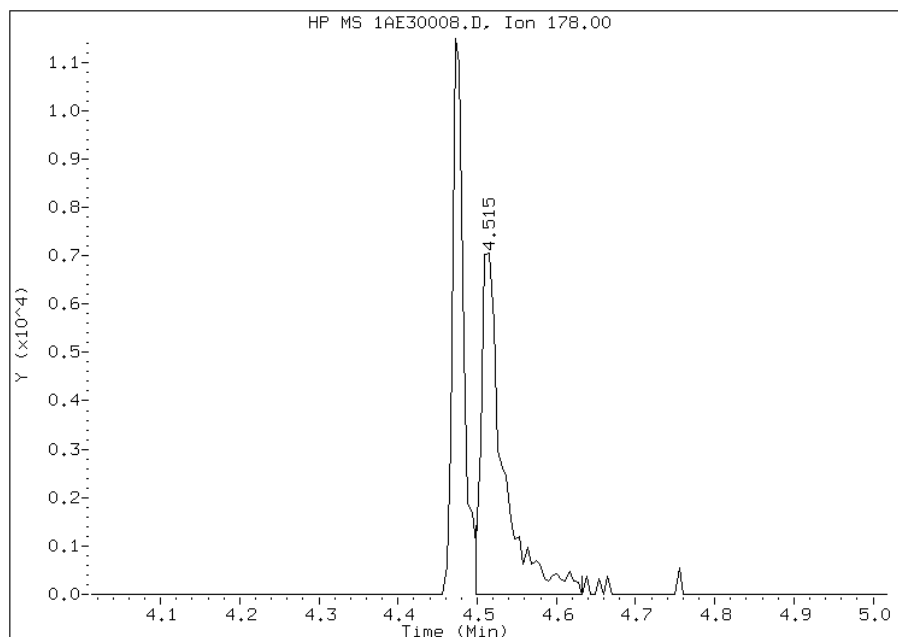
## Processing Integration Results

RT: 4.52  
Response: 11655  
Amount: 1  
Conc: 1



## Manual Integration Results

RT: 4.52  
Response: 13529  
Amount: 1  
Conc: 1



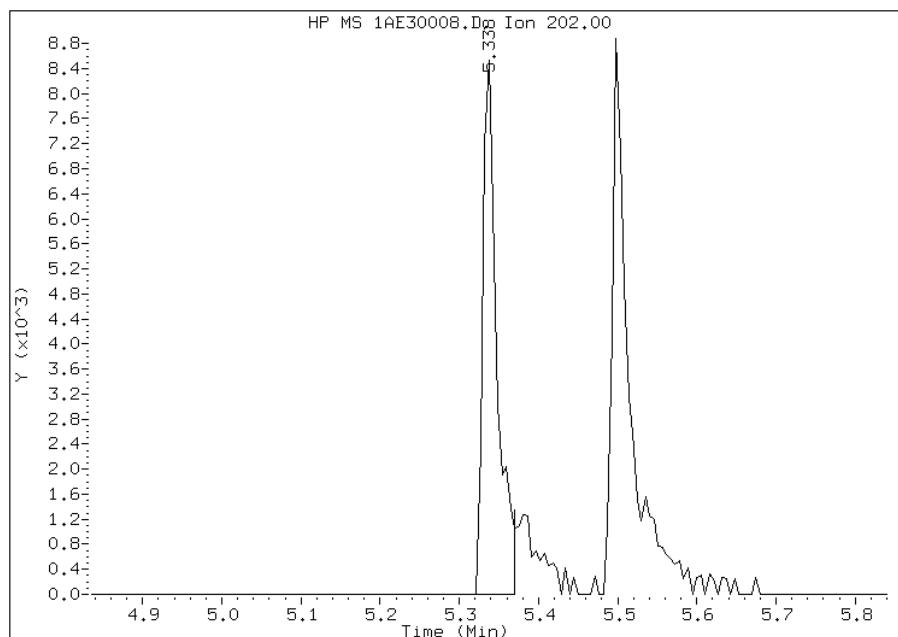
Manually Integrated By: cantins  
Modification Date: 03-Jun-2013 10:11  
Manual Integration Reason: Baseline Event

# Manual Integration Report

Data File: 1AE30008.D  
Inj. Date and Time: 30-MAY-2013 15:38  
Instrument ID: BSMA5973.i  
Client ID:  
Compound: 16 Fluoranthene  
CAS #: 206-44-0  
Report Date: 06/03/2013

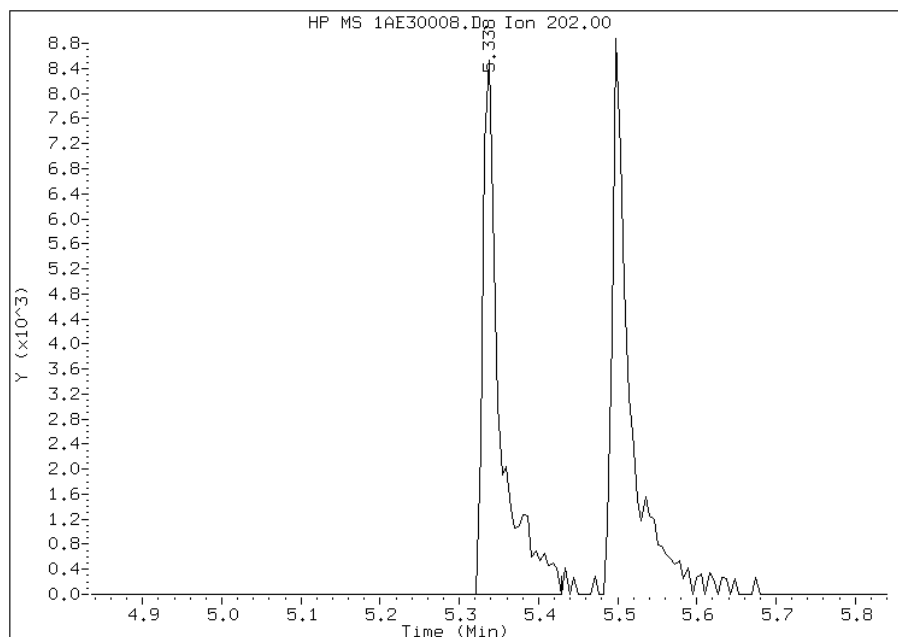
## Processing Integration Results

RT: 5.34  
Response: 10517  
Amount: 1  
Conc: 1



## Manual Integration Results

RT: 5.34  
Response: 12939  
Amount: 1  
Conc: 1



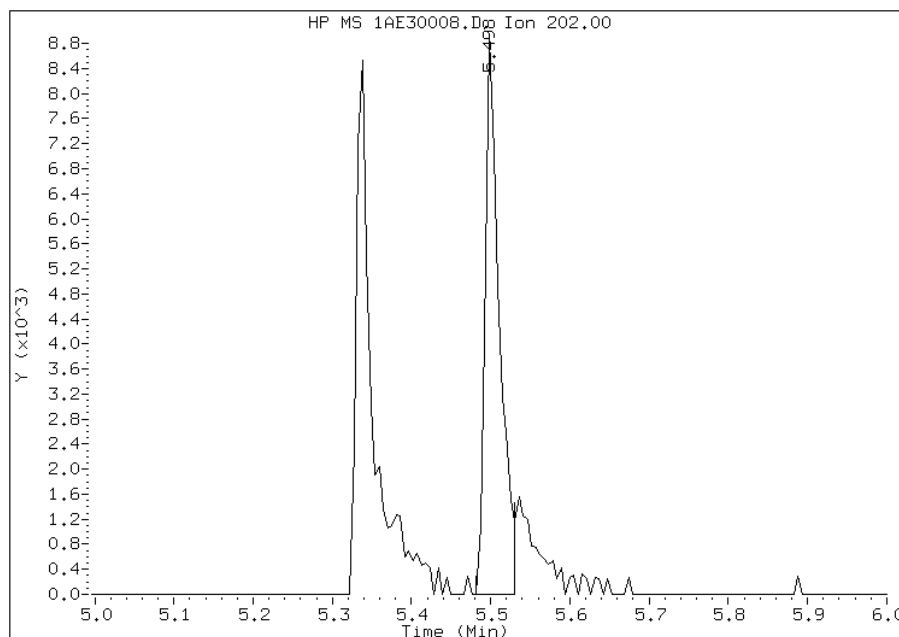
Manually Integrated By: cantins  
Modification Date: 03-Jun-2013 10:11  
Manual Integration Reason: Baseline Event

# Manual Integration Report

Data File: 1AE30008.D  
Inj. Date and Time: 30-MAY-2013 15:38  
Instrument ID: BSMA5973.i  
Client ID:  
Compound: 17 Pyrene  
CAS #: 129-00-0  
Report Date: 06/03/2013

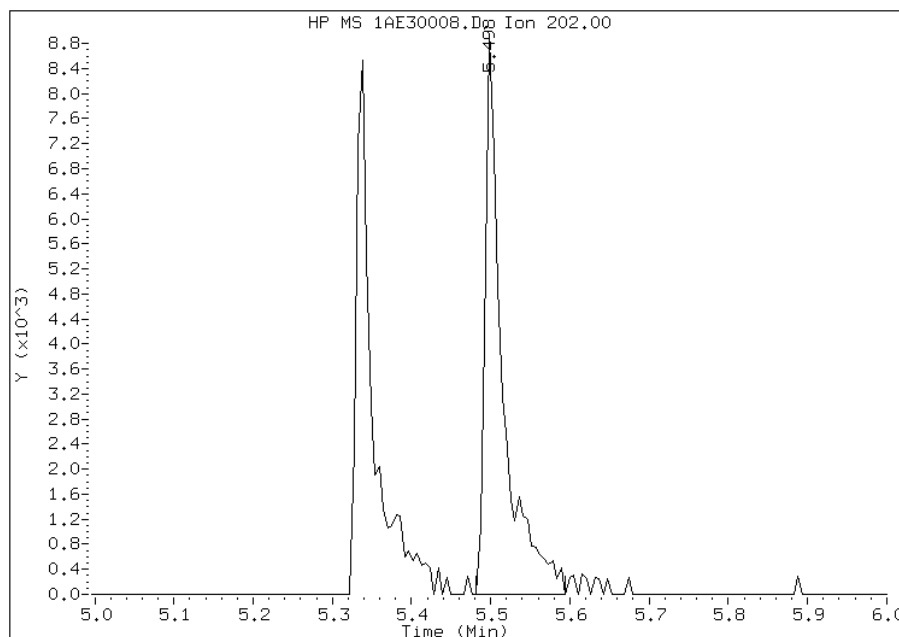
## Processing Integration Results

RT: 5.50  
Response: 11080  
Amount: 1  
Conc: 1



## Manual Integration Results

RT: 5.50  
Response: 13782  
Amount: 1  
Conc: 1



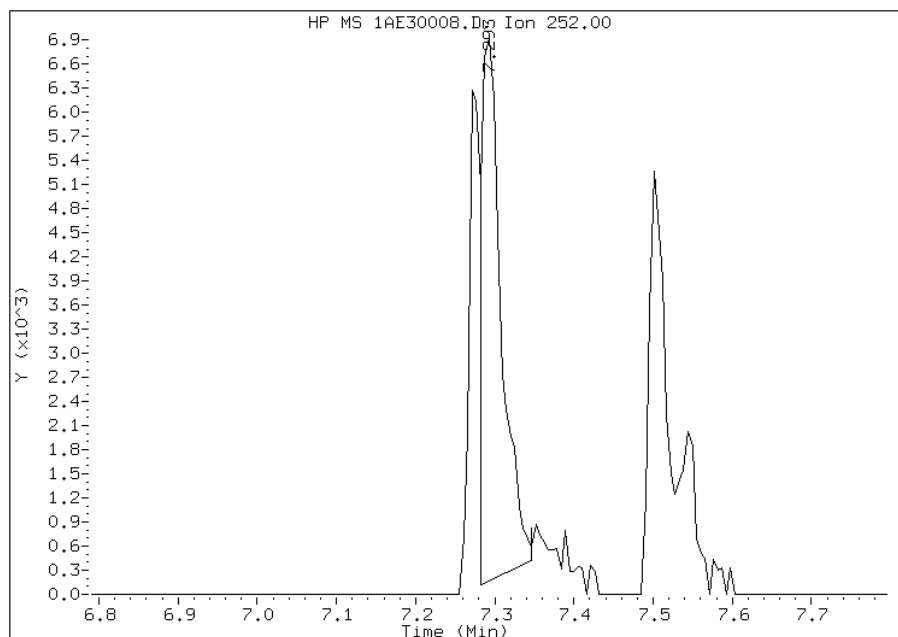
Manually Integrated By: cantins  
Modification Date: 03-Jun-2013 10:11  
Manual Integration Reason: Baseline Event

# Manual Integration Report

Data File: 1AE30008.D  
Inj. Date and Time: 30-MAY-2013 15:38  
Instrument ID: BSMA5973.i  
Client ID:  
Compound: 22 Benzo(k)fluoranthene  
CAS #: 207-08-9  
Report Date: 06/03/2013

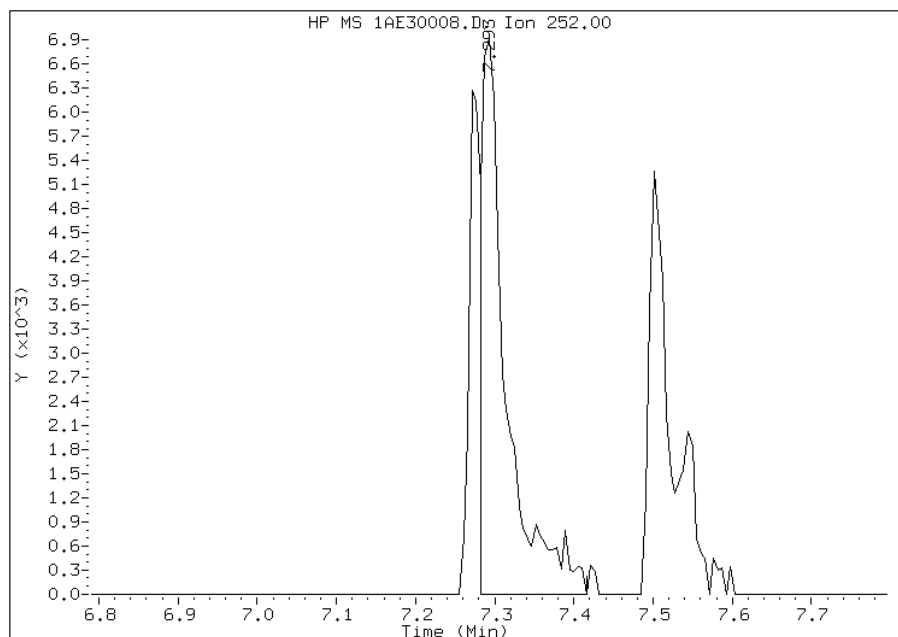
## Processing Integration Results

RT: 7.29  
Response: 12132  
Amount: 1  
Conc: 1



## Manual Integration Results

RT: 7.29  
Response: 15322  
Amount: 1  
Conc: 1



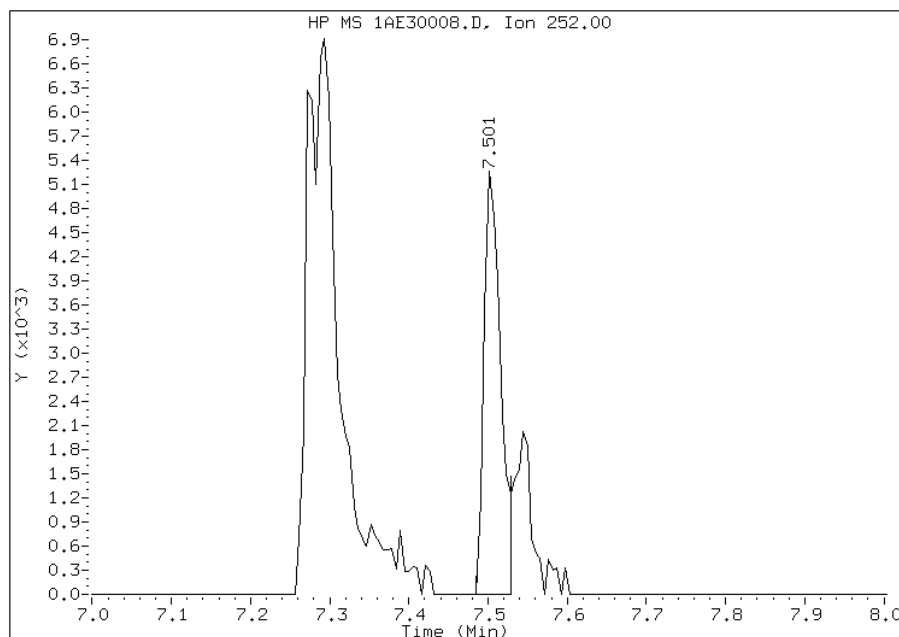
Manually Integrated By: cantins  
Modification Date: 03-Jun-2013 10:11  
Manual Integration Reason: Baseline Event

# Manual Integration Report

Data File: 1AE30008.D  
Inj. Date and Time: 30-MAY-2013 15:38  
Instrument ID: BSMA5973.i  
Client ID:  
Compound: 23 Benzo(a)pyrene  
CAS #: 50-32-8  
Report Date: 06/03/2013

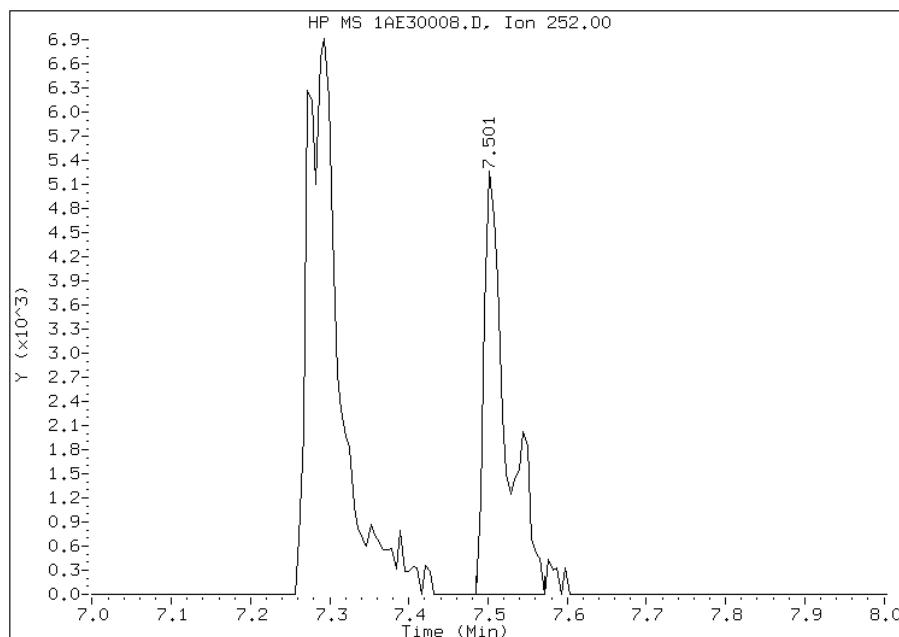
## Processing Integration Results

RT: 7.50  
Response: 7560  
Amount: 1  
Conc: 1



## Manual Integration Results

RT: 7.50  
Response: 10280  
Amount: 1  
Conc: 1



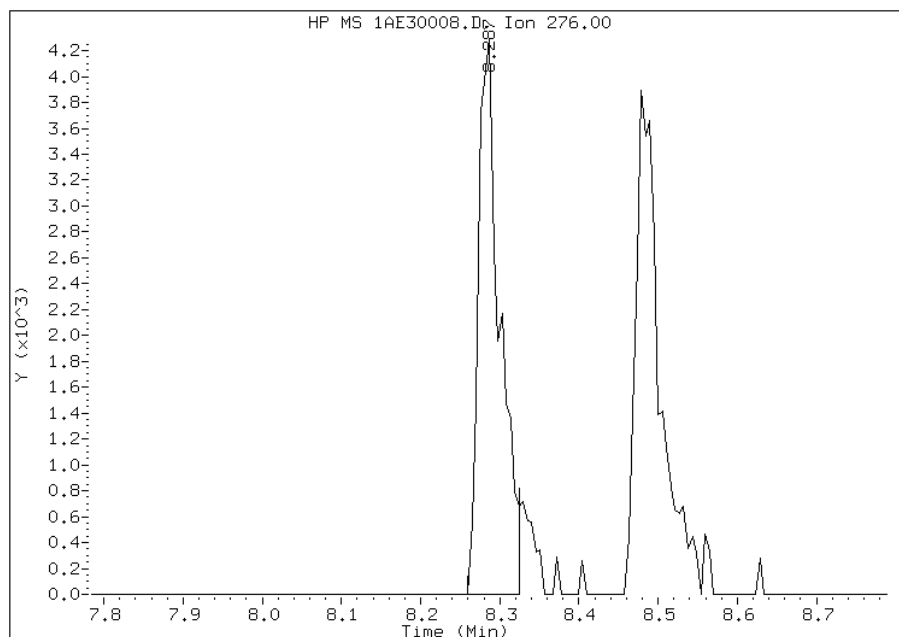
Manually Integrated By: cantins  
Modification Date: 03-Jun-2013 10:12  
Manual Integration Reason: Baseline Event

Manual Integration Report

Data File: 1AE30008.D  
Inj. Date and Time: 30-MAY-2013 15:38  
Instrument ID: BSMA5973.i  
Client ID:  
Compound: 25 Indeno(1,2,3-cd)pyrene  
CAS #: 193-39-5  
Report Date: 06/03/2013

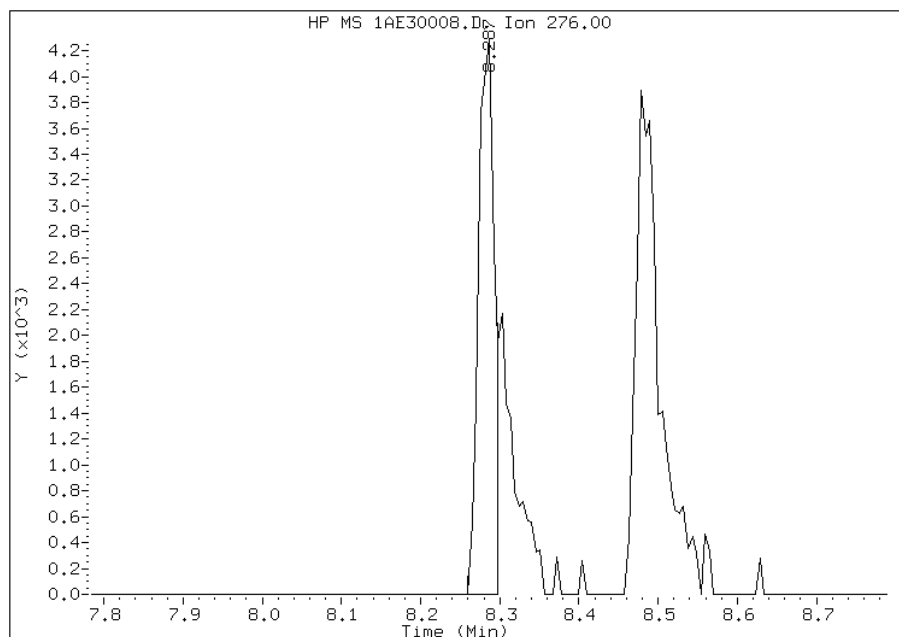
Processing Integration Results

RT: 8.29  
Response: 8052  
Amount: 2  
Conc: 2



Manual Integration Results

RT: 8.29  
Response: 5971  
Amount: 1  
Conc: 1



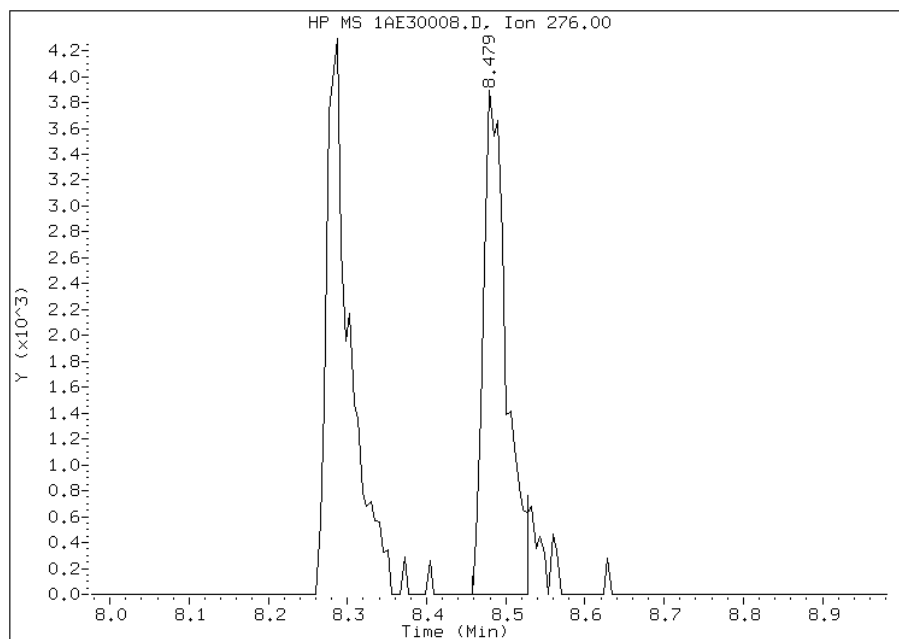
Manually Integrated By: perrint  
Modification Date: 31-May-2013 13:43  
Manual Integration Reason: Split Peak

Manual Integration Report

Data File: 1AE30008.D  
Inj. Date and Time: 30-MAY-2013 15:38  
Instrument ID: BSMA5973.i  
Client ID:  
Compound: 27 Benzo(g,h,i)perylene  
CAS #: 191-24-2  
Report Date: 06/03/2013

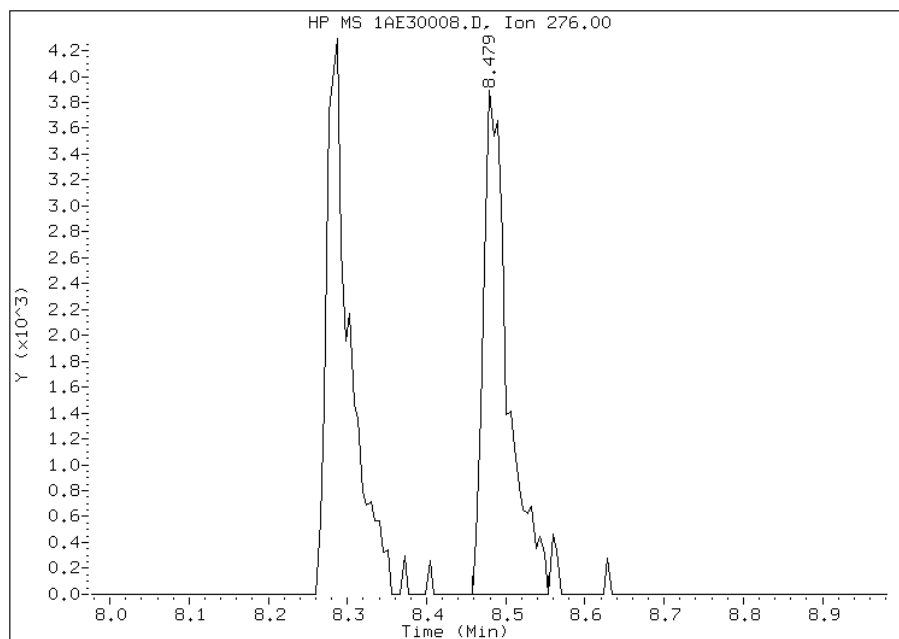
Processing Integration Results

RT: 8.48  
Response: 7784  
Amount: 1  
Conc: 1



Manual Integration Results

RT: 8.48  
Response: 8363  
Amount: 1  
Conc: 1



Manually Integrated By: cantins  
Modification Date: 03-Jun-2013 10:12  
Manual Integration Reason: Baseline Event



TestAmerica Laboratories

Semivolatile 8270C low level PAH

Data file : \\tam-chemsvr\chem\SM\BSMA5973.i\1A053013.b\1AE30009.D  
 Lab Smp Id: IC-1559457  
 Inj Date : 30-MAY-2013 15:53  
 Operator : TP  
 Smp Info : IC-1559457  
 Misc Info :  
 Comment :  
 Method : \\tam-chemsvr\chem\SM\BSMA5973.i\1A053013.b\a-bFASTPAHi-m.m  
 Meth Date : 03-Jun-2013 10:22 BSMA5973.i Quant Type: ISTD  
 Cal Date : 30-MAY-2013 15:38 Cal File: 1AE30008.D  
 Als bottle: 6 Calibration Sample, Level: 3  
 Dil Factor: 1.00000  
 Integrator: HP RTE Compound Sublist: pah.sub  
 Target Version: 4.14  
 Processing Host: TAM1000

Compounds	QUANT SIG					AMOUNTS	
	MASS	RT	EXP RT	REL RT	RESPONSE	CAL-AMT (ug/ml)	ON-COL (ug/ml)
* 1 Naphthalene-d8	136	2.496	2.493	(1.000)	703898	40.0000	
* 7 Acenaphthene-d10	164	3.521	3.524	(1.000)	372050	40.0000	
* 11 Phenanthrene-d10	188	4.462	4.464	(1.000)	576871	40.0000	
\$ 15 o-Terphenyl	230	4.755	4.758	(1.066)	36445	5.00000	4.6285
* 19 Chrysene-d12	240	6.465	6.473	(1.000)	465500	40.0000	
* 24 Perylene-d12	264	7.549	7.552	(1.000)	453754	40.0000	
2 Naphthalene	128	2.506	2.503	(1.004)	72755	5.00000	4.7986
3 2-Methylnaphthalene	141	2.912	2.915	(1.167)	31104	5.00000	4.0705
4 1-Methylnaphthalene	142	2.966	2.968	(1.188)	55947	5.00000	5.2737(M)
5 1,1'-Biphenyl	154	3.190	3.193	(1.278)	56900	5.00000	5.1143(M)
6 Acenaphthylene	152	3.431	3.433	(0.974)	69448	5.00000	5.1362(M)
8 Acenaphthene	154	3.537	3.540	(1.005)	38374	5.00000	4.4720
9 Dibenzofuran	168	3.644	3.647	(1.035)	58203	5.00000	4.8204(M)
10 Fluorene	166	3.853	3.850	(1.094)	43971	5.00000	4.9575(M)
12 Phenanthrene	178	4.472	4.480	(1.002)	53771	5.00000	4.3492
13 Anthracene	178	4.510	4.512	(1.011)	74490	5.00000	5.4522(M)
16 Fluoranthene	202	5.332	5.340	(1.195)	63089	5.00000	4.3022(M)
17 Pyrene	202	5.498	5.500	(0.850)	72282	5.00000	5.3752(M)
18 Benzo(a)anthracene	228	6.460	6.467	(0.999)	53768	5.00000	4.2996
20 Chrysene	228	6.486	6.489	(1.003)	67856	5.00000	4.9572(M)
21 Benzo(b)fluoranthene	252	7.272	7.279	(0.963)	44371	5.00000	4.6375
22 Benzo(k)fluoranthene	252	7.293	7.301	(0.966)	76772	5.00000	4.8338(M)
23 Benzo(a)pyrene	252	7.501	7.509	(0.994)	47097	5.00000	4.4124
25 Indeno(1,2,3-cd)pyrene	276	8.281	8.294	(1.097)	41038	5.00000	5.1264(M)
26 Dibenzo(a,h)anthracene	278	8.308	8.321	(1.100)	45447	5.00000	4.4119(M)
27 Benzo(g,h,i)perylene	276	8.484	8.503	(1.124)	50880	5.00000	5.0332(M)

QC Flag Legend

M - Compound response manually integrated.

Data File: 1AE30009.D

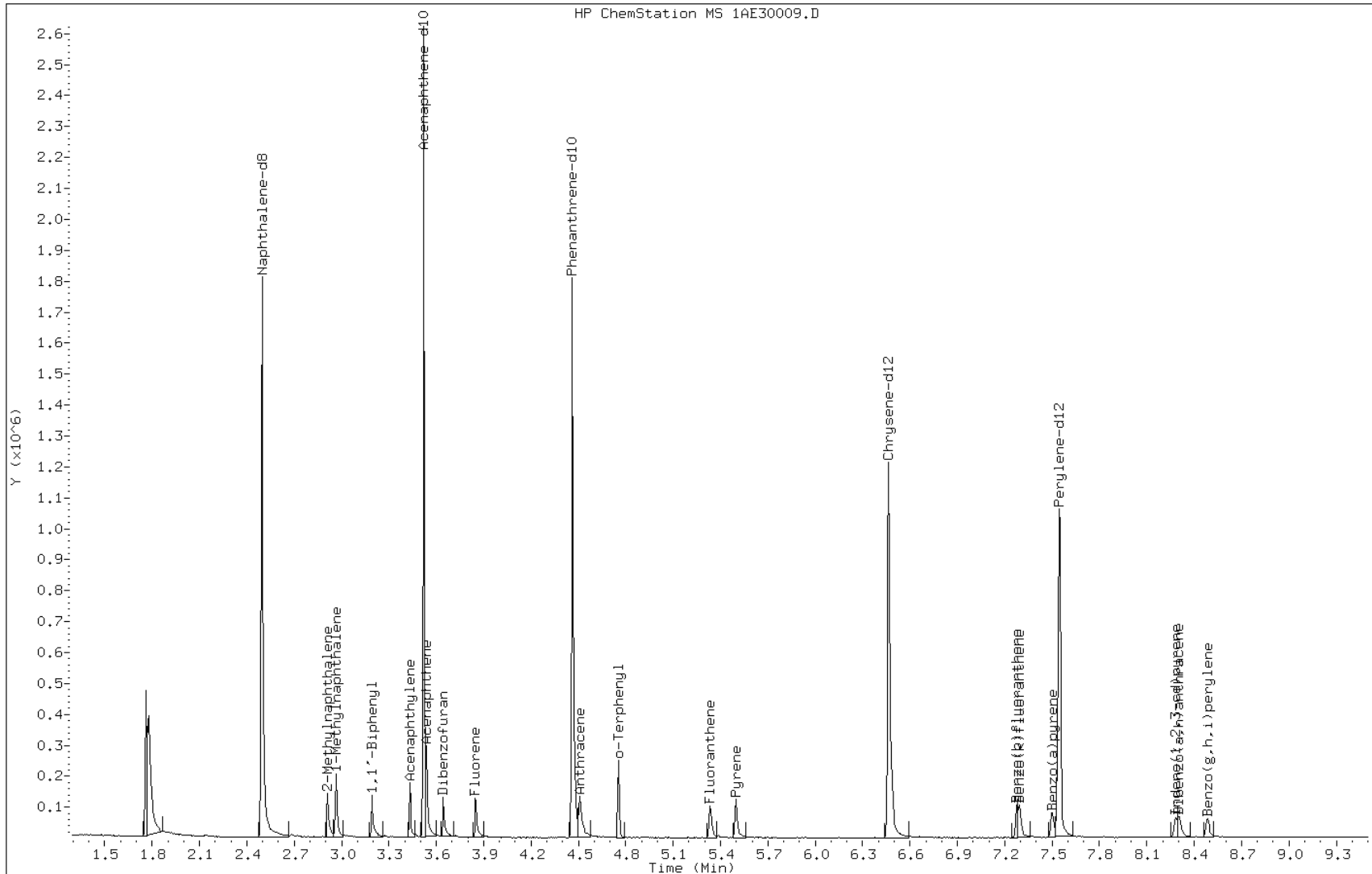
Date: 30-MAY-2013 15:53

Client ID:

Instrument: BSMA5973.i

Sample Info: IC-1559457

Operator: TP

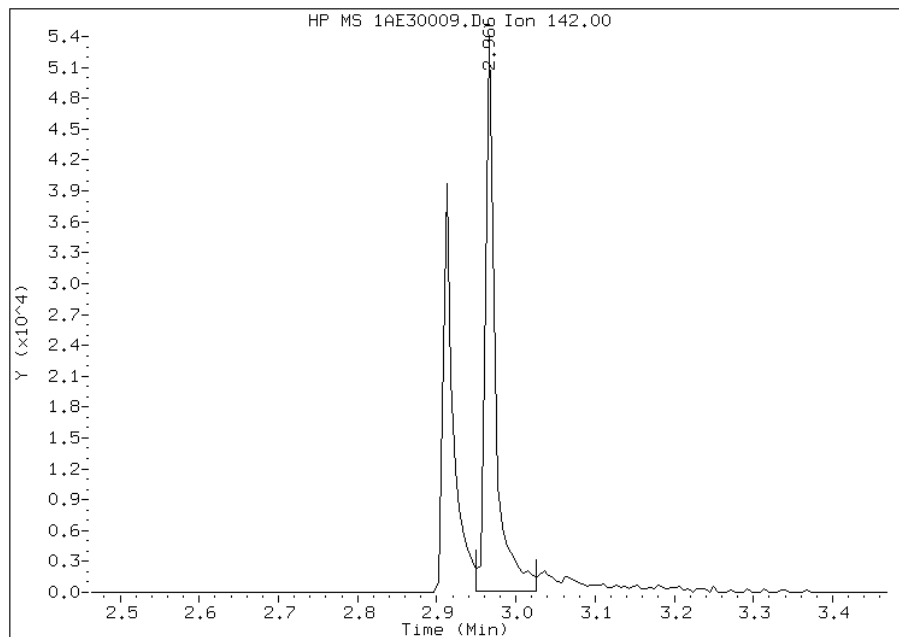


Manual Integration Report

Data File: 1AE30009.D  
Inj. Date and Time: 30-MAY-2013 15:53  
Instrument ID: BSMA5973.i  
Client ID:  
Compound: 4 1-Methylnaphthalene  
CAS #: 90-12-0  
Report Date: 06/03/2013

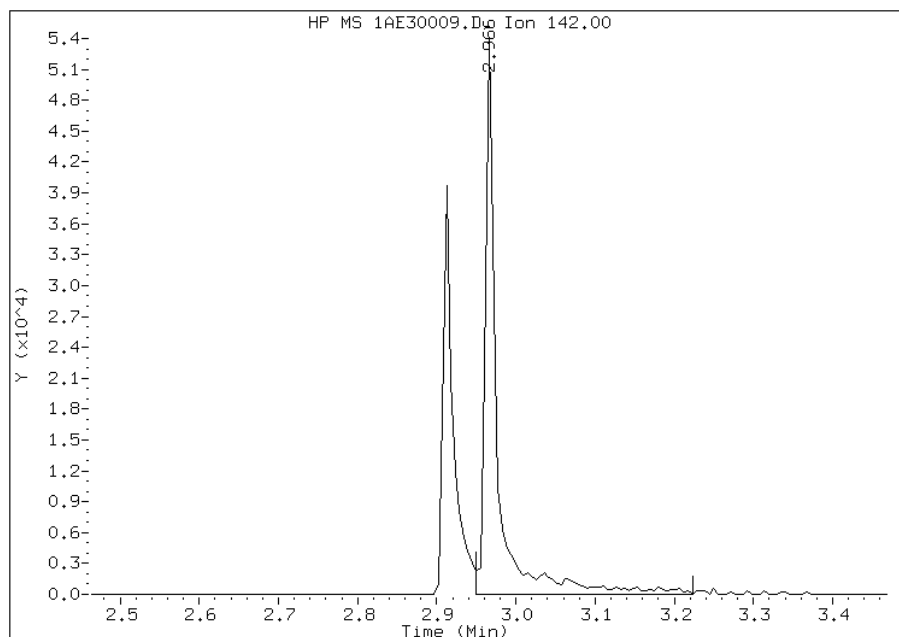
Processing Integration Results

RT: 2.97  
Response: 46589  
Amount: 5  
Conc: 5



Manual Integration Results

RT: 2.97  
Response: 55947  
Amount: 5  
Conc: 5



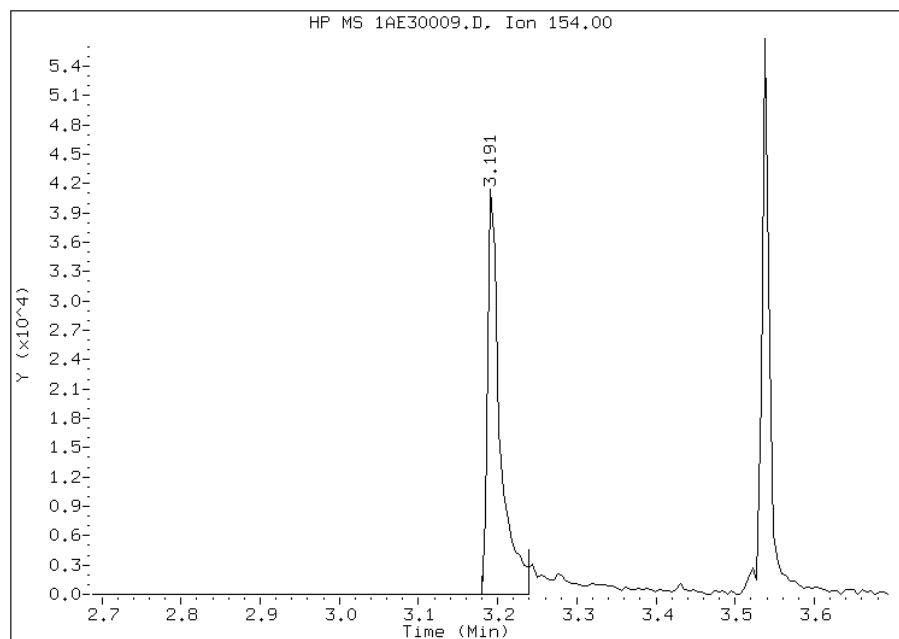
Manually Integrated By: cantins  
Modification Date: 03-Jun-2013 10:12  
Manual Integration Reason: Baseline Event

# Manual Integration Report

Data File: 1AE30009.D  
Inj. Date and Time: 30-MAY-2013 15:53  
Instrument ID: BSMA5973.i  
Client ID:  
Compound: 5 1,1'-Biphenyl  
CAS #: 92-52-4  
Report Date: 06/03/2013

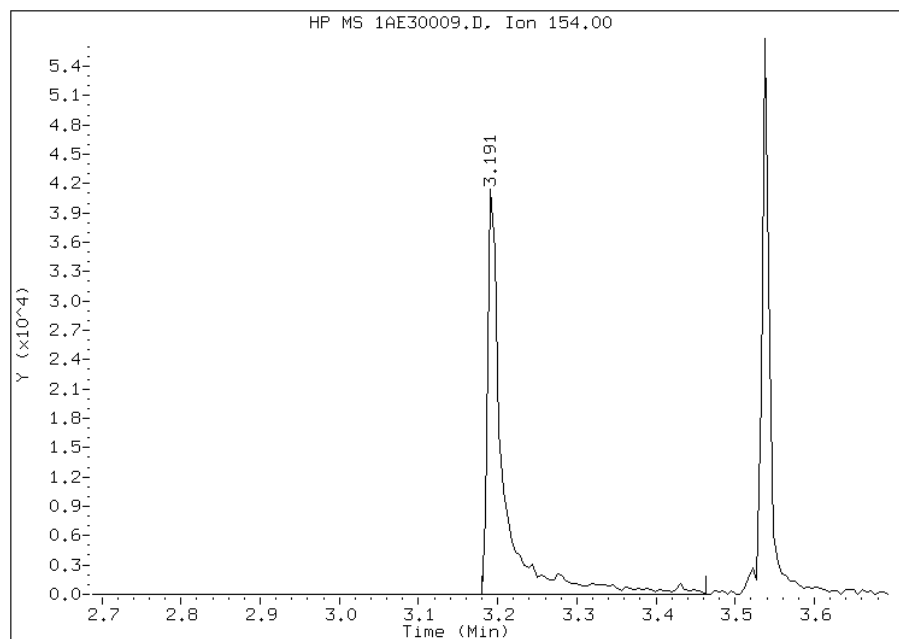
## Processing Integration Results

RT: 3.19  
Response: 44631  
Amount: 4  
Conc: 4



## Manual Integration Results

RT: 3.19  
Response: 56900  
Amount: 5  
Conc: 5



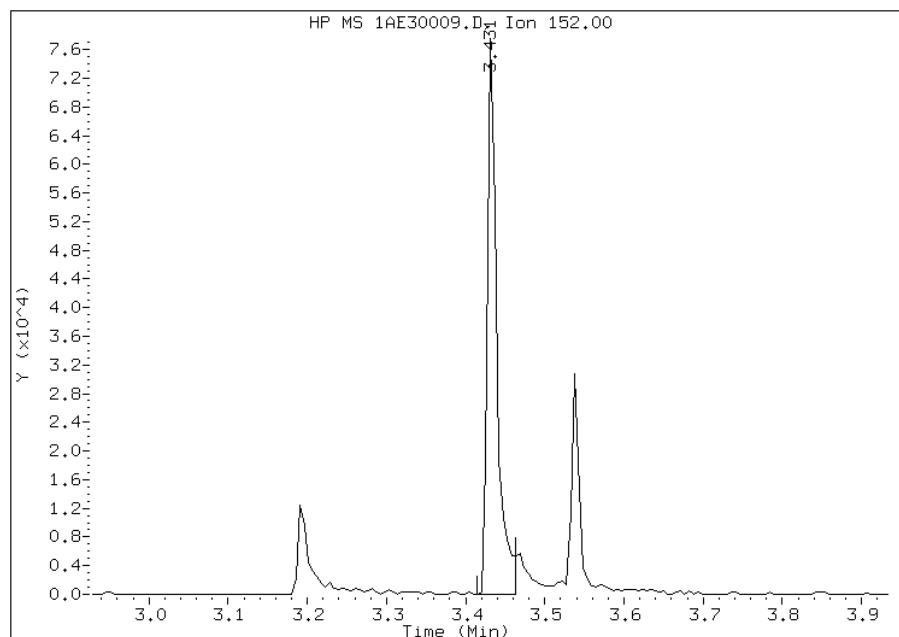
Manually Integrated By: cantins  
Modification Date: 03-Jun-2013 10:12  
Manual Integration Reason: Baseline Event

Manual Integration Report

Data File: 1AE30009.D  
Inj. Date and Time: 30-MAY-2013 15:53  
Instrument ID: BSMA5973.i  
Client ID:  
Compound: 6 Acenaphthylene  
CAS #: 208-96-8  
Report Date: 06/03/2013

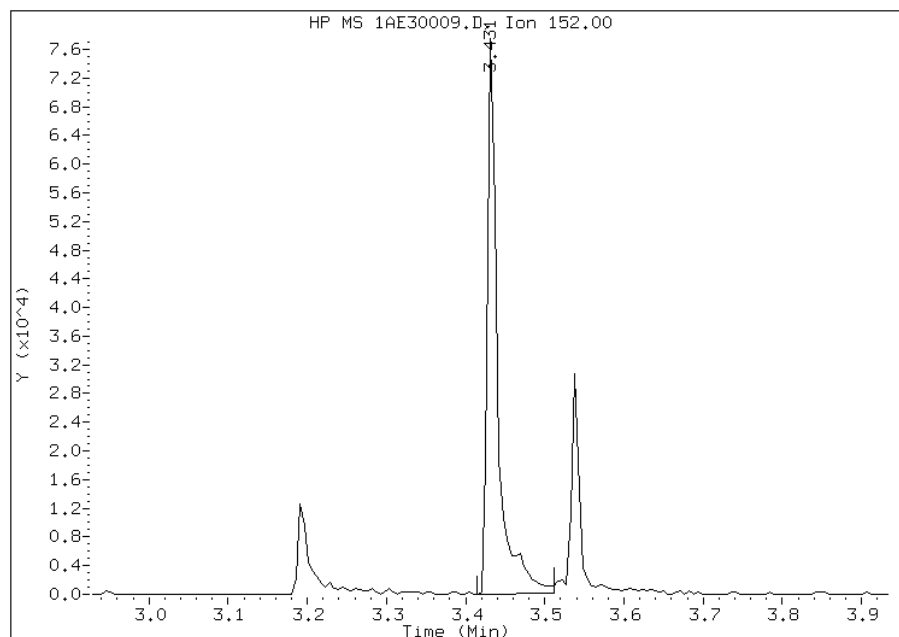
Processing Integration Results

RT: 3.43  
Response: 63322  
Amount: 5  
Conc: 5



Manual Integration Results

RT: 3.43  
Response: 69448  
Amount: 5  
Conc: 5



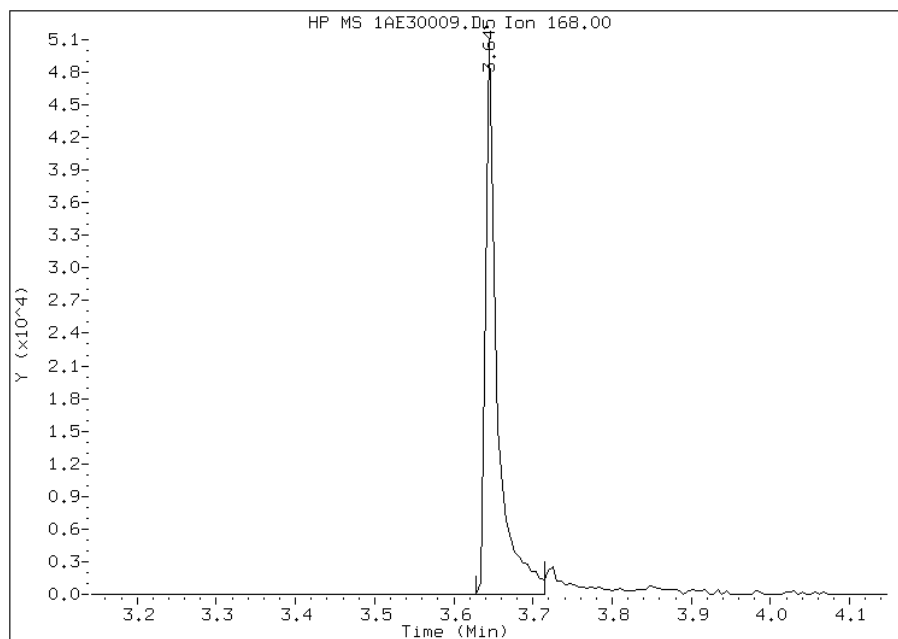
Manually Integrated By: cantins  
Modification Date: 03-Jun-2013 10:12  
Manual Integration Reason: Baseline Event

# Manual Integration Report

Data File: 1AE30009.D  
Inj. Date and Time: 30-MAY-2013 15:53  
Instrument ID: BSMA5973.i  
Client ID:  
Compound: 9 Dibenzofuran  
CAS #: 132-64-9  
Report Date: 06/03/2013

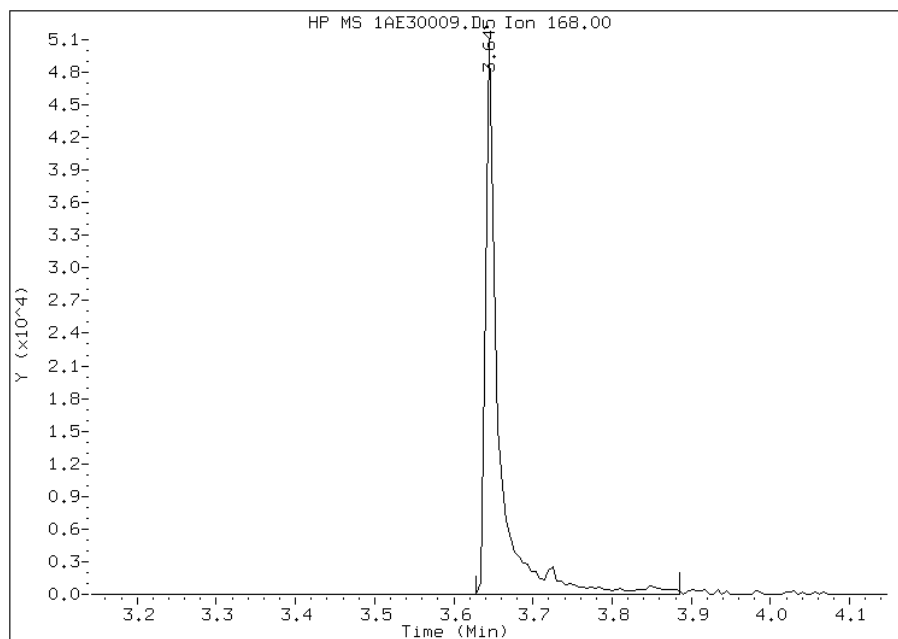
## Processing Integration Results

RT: 3.64  
Response: 51106  
Amount: 5  
Conc: 5



## Manual Integration Results

RT: 3.64  
Response: 58203  
Amount: 5  
Conc: 5



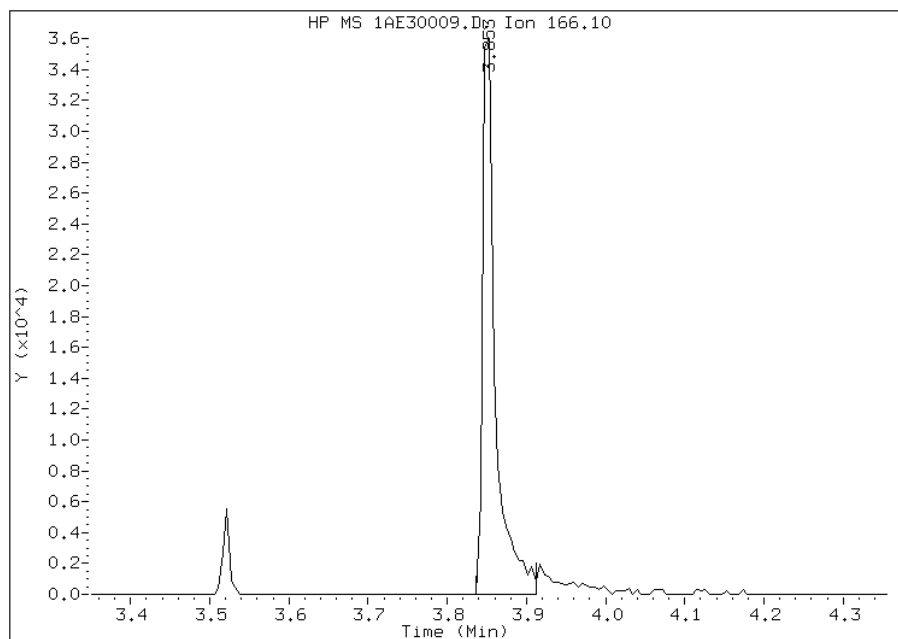
Manually Integrated By: cantins  
Modification Date: 03-Jun-2013 10:12  
Manual Integration Reason: Baseline Event

# Manual Integration Report

Data File: 1AE30009.D  
Inj. Date and Time: 30-MAY-2013 15:53  
Instrument ID: BSMA5973.i  
Client ID:  
Compound: 10 Fluorene  
CAS #: 86-73-7  
Report Date: 06/03/2013

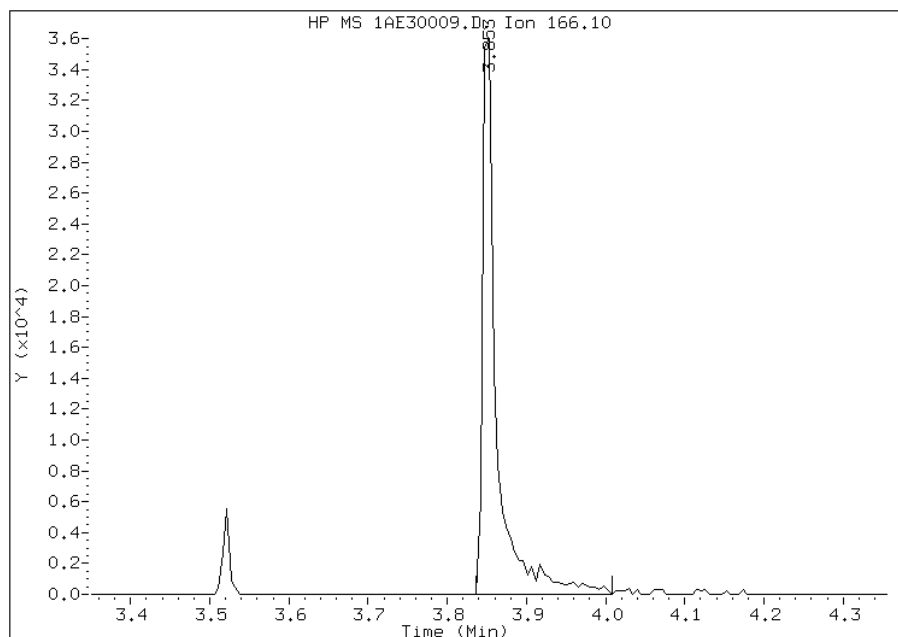
## Processing Integration Results

RT: 3.85  
Response: 39971  
Amount: 5  
Conc: 5



## Manual Integration Results

RT: 3.85  
Response: 43971  
Amount: 5  
Conc: 5



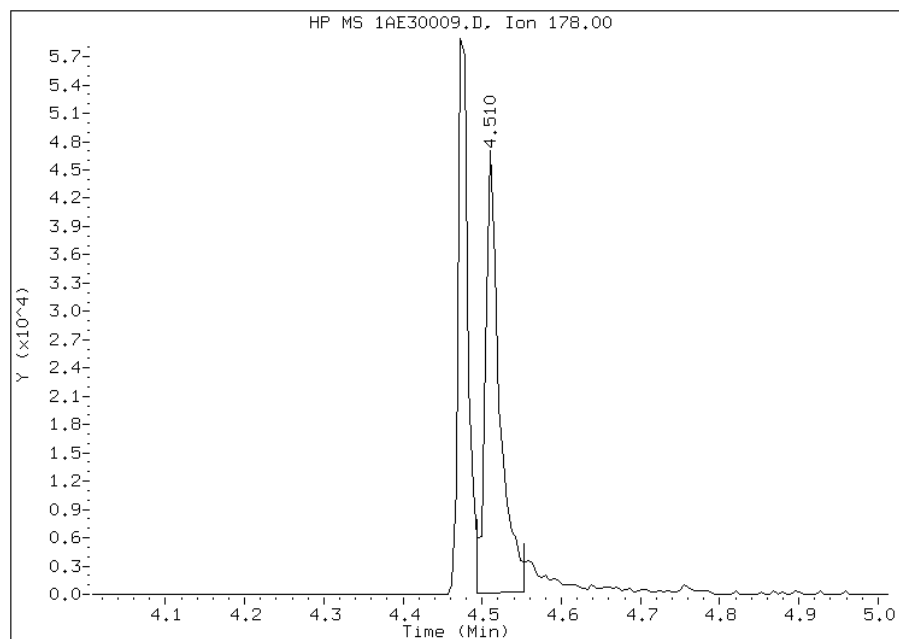
Manually Integrated By: cantins  
Modification Date: 03-Jun-2013 10:13  
Manual Integration Reason: Baseline Event

# Manual Integration Report

Data File: 1AE30009.D  
Inj. Date and Time: 30-MAY-2013 15:53  
Instrument ID: BSMA5973.i  
Client ID:  
Compound: 13 Anthracene  
CAS #: 120-12-7  
Report Date: 06/03/2013

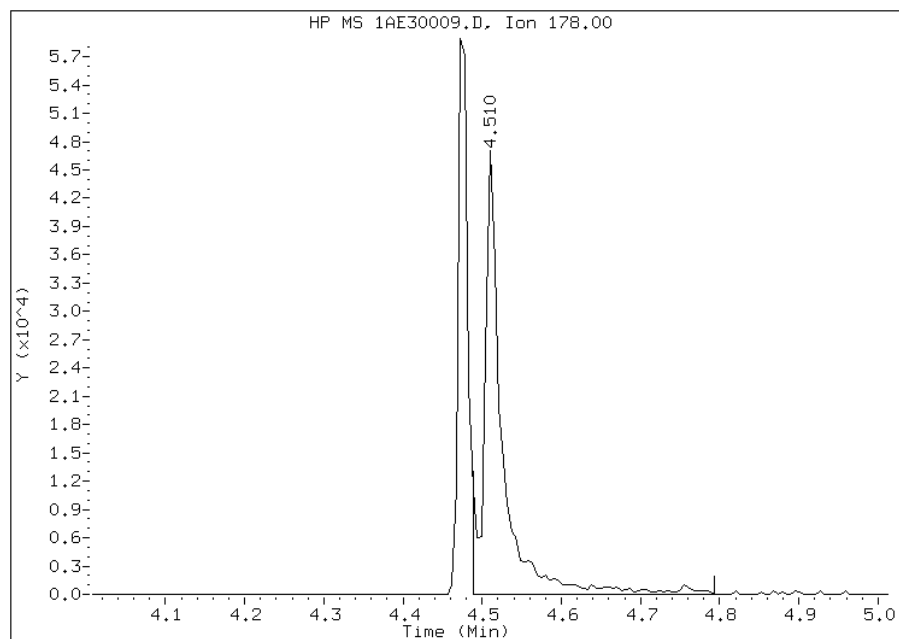
## Processing Integration Results

RT: 4.51  
Response: 57980  
Amount: 4  
Conc: 4



## Manual Integration Results

RT: 4.51  
Response: 74490  
Amount: 5  
Conc: 5



Manually Integrated By: cantins  
Modification Date: 03-Jun-2013 10:13  
Manual Integration Reason: Baseline Event

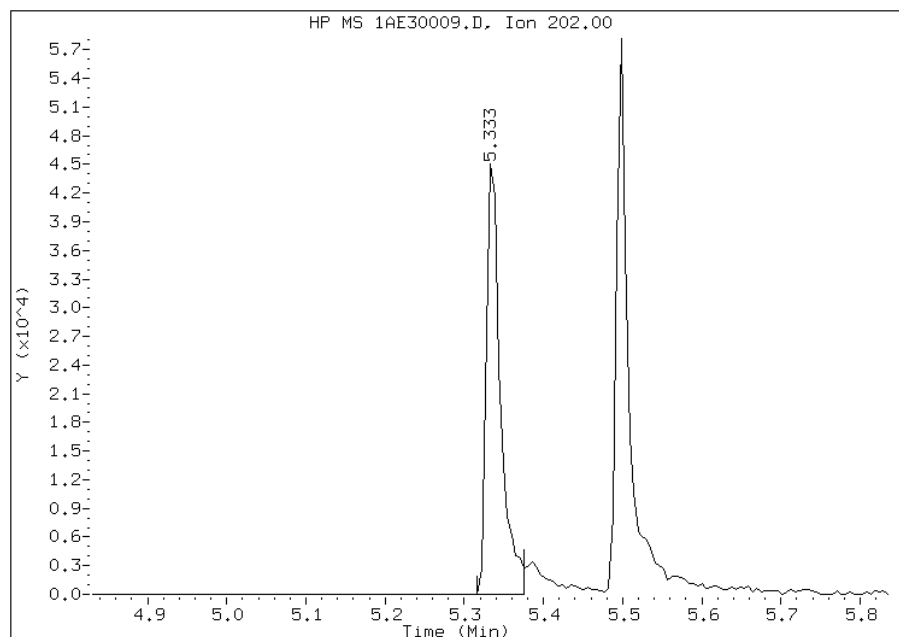


Manual Integration Report

Data File: 1AE30009.D  
Inj. Date and Time: 30-MAY-2013 15:53  
Instrument ID: BSMA5973.i  
Client ID:  
Compound: 16 Fluoranthene  
CAS #: 206-44-0  
Report Date: 06/03/2013

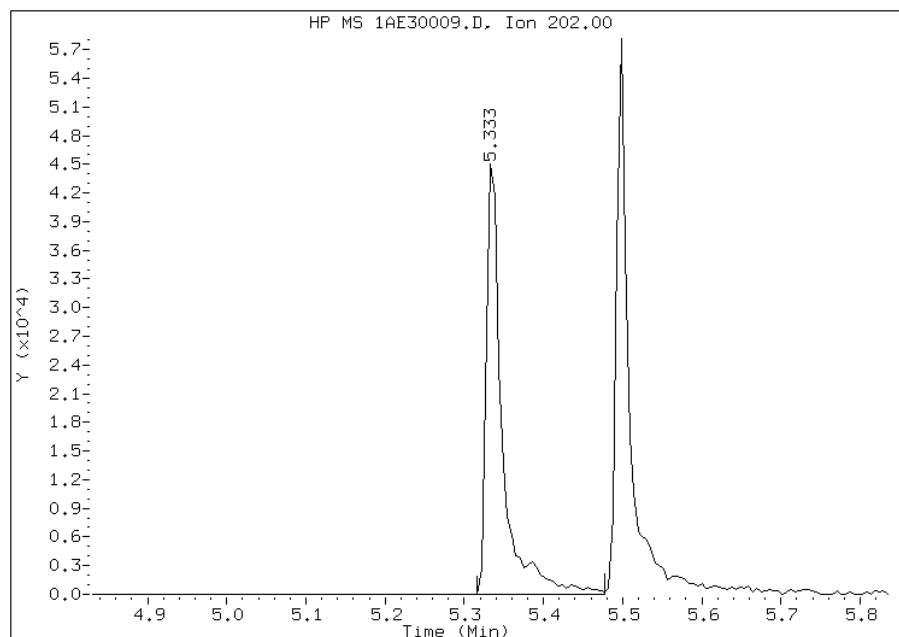
Processing Integration Results

RT: 5.33  
Response: 55376  
Amount: 4  
Conc: 4



Manual Integration Results

RT: 5.33  
Response: 63089  
Amount: 4  
Conc: 4



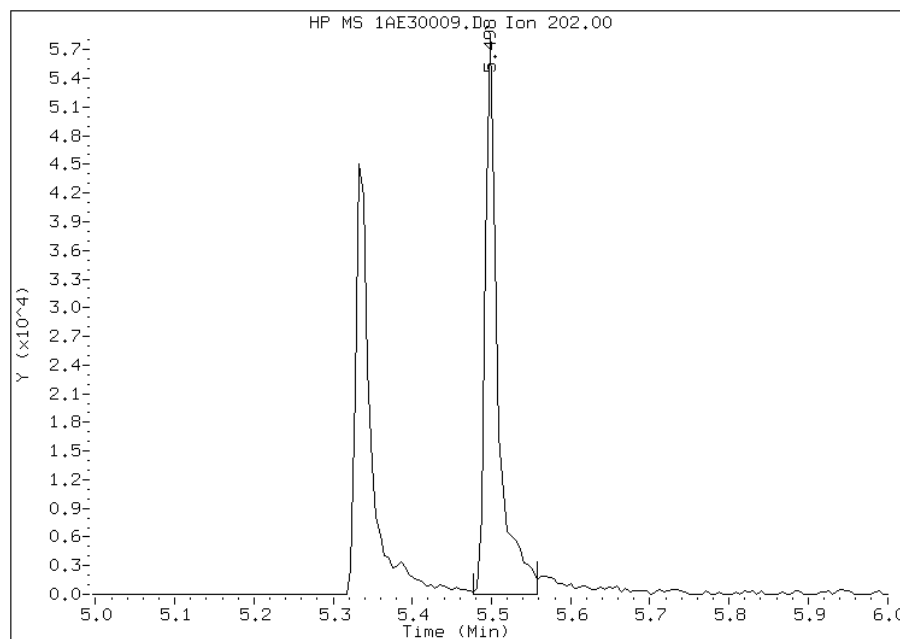
Manually Integrated By: cantins  
Modification Date: 03-Jun-2013 10:13  
Manual Integration Reason: Baseline Event

# Manual Integration Report

Data File: 1AE30009.D  
Inj. Date and Time: 30-MAY-2013 15:53  
Instrument ID: BSMA5973.i  
Client ID:  
Compound: 17 Pyrene  
CAS #: 129-00-0  
Report Date: 06/03/2013

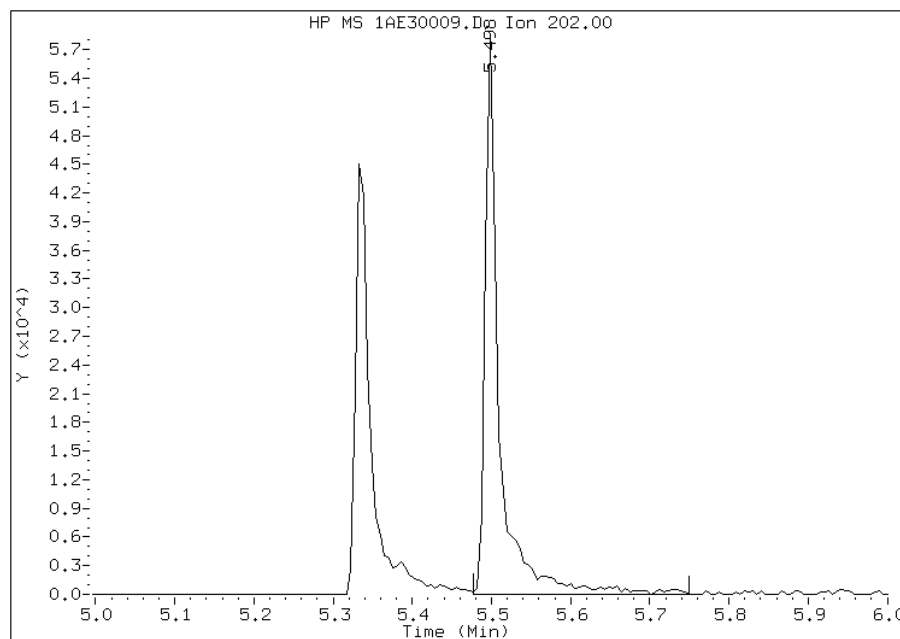
## Processing Integration Results

RT: 5.50  
Response: 64255  
Amount: 5  
Conc: 5



## Manual Integration Results

RT: 5.50  
Response: 72282  
Amount: 5  
Conc: 5



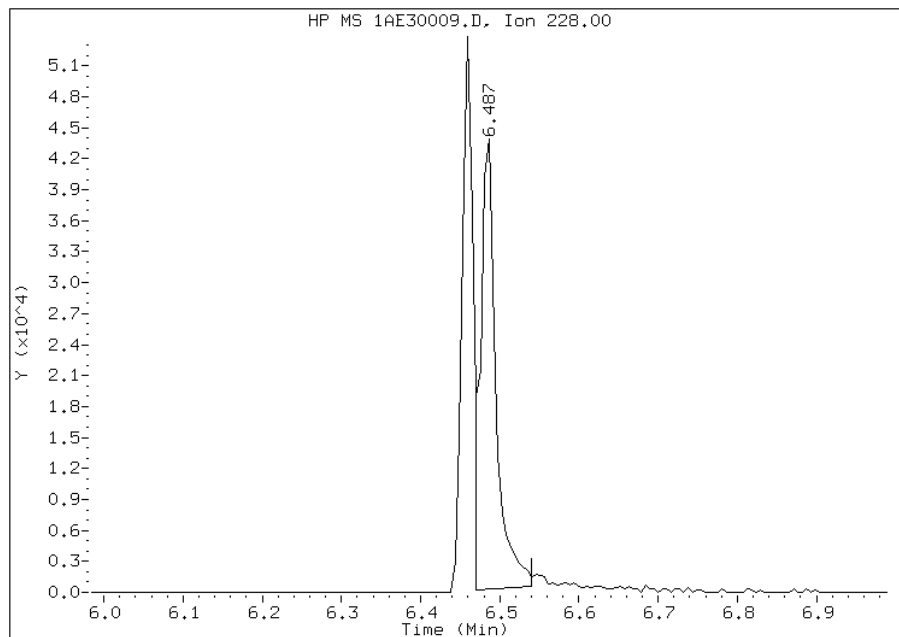
Manually Integrated By: cantins  
Modification Date: 03-Jun-2013 10:13  
Manual Integration Reason: Baseline Event

Manual Integration Report

Data File: 1AE30009.D  
Inj. Date and Time: 30-MAY-2013 15:53  
Instrument ID: BSMA5973.i  
Client ID:  
Compound: 20 Chrysene  
CAS #: 218-01-9  
Report Date: 06/03/2013

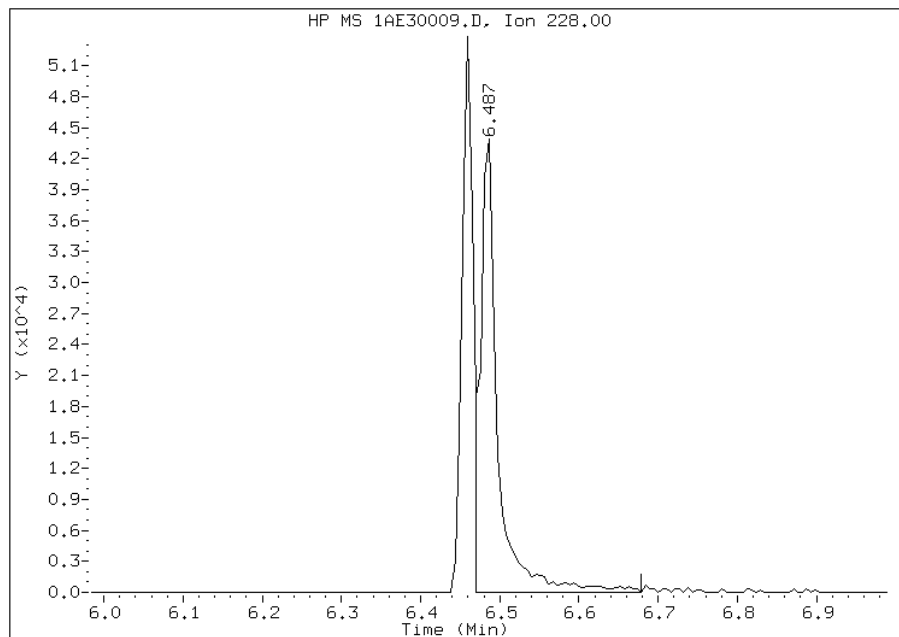
Processing Integration Results

RT: 6.49  
Response: 60129  
Amount: 5  
Conc: 5



Manual Integration Results

RT: 6.49  
Response: 67856  
Amount: 5  
Conc: 5



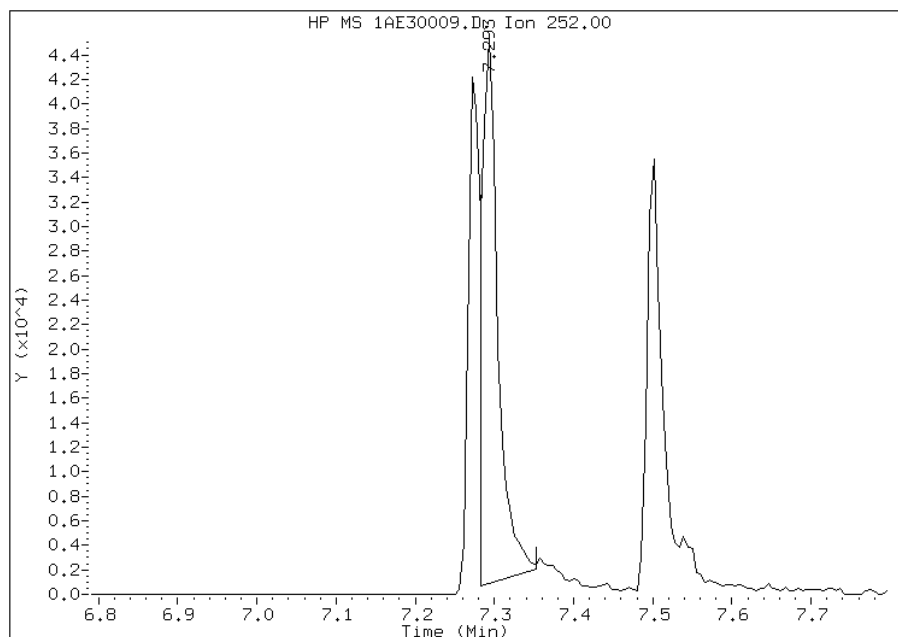
Manually Integrated By: cantins  
Modification Date: 03-Jun-2013 10:13  
Manual Integration Reason: Baseline Event

# Manual Integration Report

Data File: 1AE30009.D  
Inj. Date and Time: 30-MAY-2013 15:53  
Instrument ID: BSMA5973.i  
Client ID:  
Compound: 22 Benzo(k)fluoranthene  
CAS #: 207-08-9  
Report Date: 06/03/2013

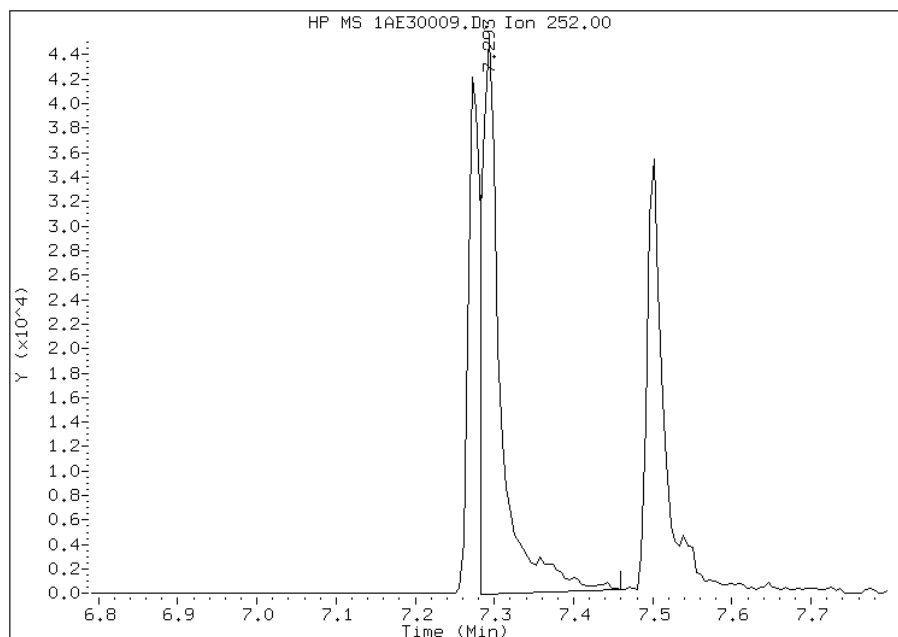
## Processing Integration Results

RT: 7.29  
Response: 64000  
Amount: 5  
Conc: 5



## Manual Integration Results

RT: 7.29  
Response: 76772  
Amount: 5  
Conc: 5



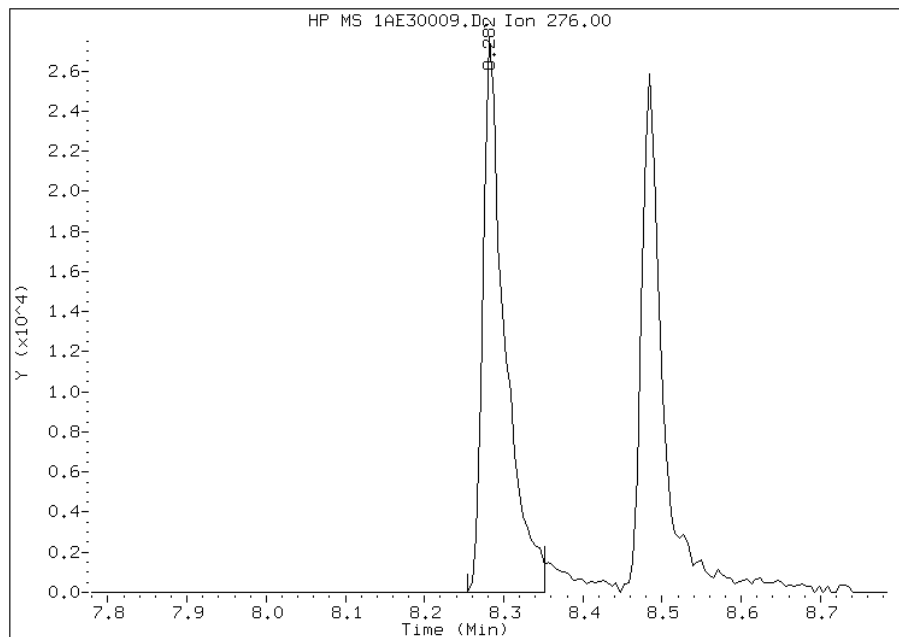
Manually Integrated By: cantins  
Modification Date: 03-Jun-2013 10:13  
Manual Integration Reason: Baseline Event

Manual Integration Report

Data File: 1AE30009.D  
Inj. Date and Time: 30-MAY-2013 15:53  
Instrument ID: BSMA5973.i  
Client ID:  
Compound: 25 Indeno(1,2,3-cd)pyrene  
CAS #: 193-39-5  
Report Date: 06/03/2013

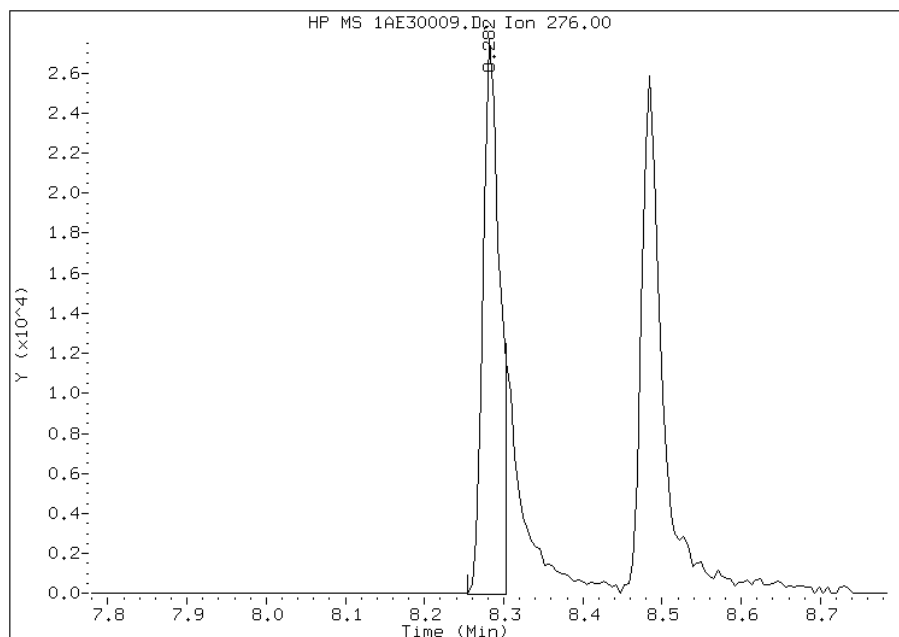
Processing Integration Results

RT: 8.28  
Response: 52869  
Amount: 6  
Conc: 6



Manual Integration Results

RT: 8.28  
Response: 41038  
Amount: 5  
Conc: 5



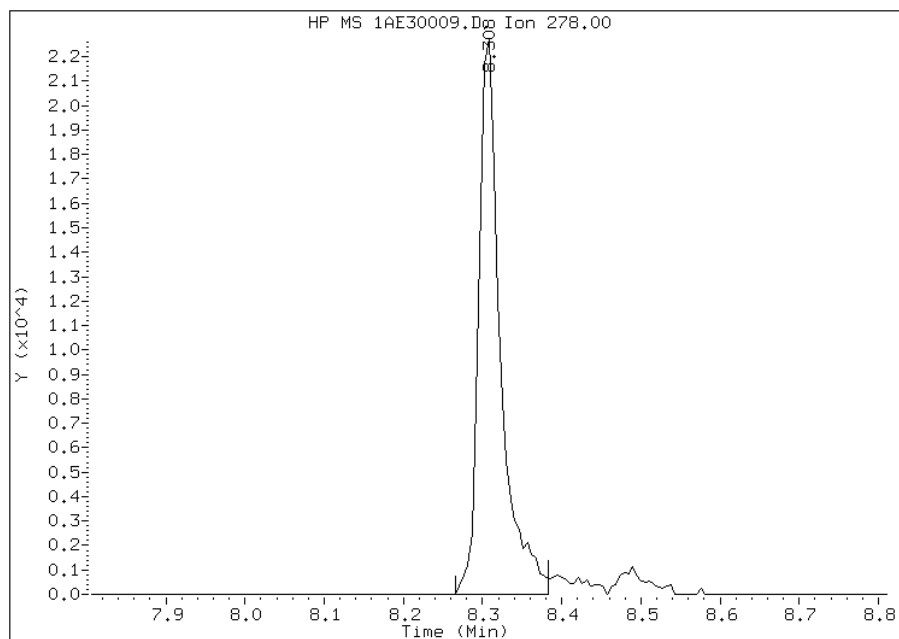
Manually Integrated By: perrint  
Modification Date: 31-May-2013 13:43  
Manual Integration Reason: Split Peak

Manual Integration Report

Data File: 1AE30009.D  
Inj. Date and Time: 30-MAY-2013 15:53  
Instrument ID: BSMA5973.i  
Client ID:  
Compound: 26 Dibenzo(a,h)anthracene  
CAS #: 53-70-3  
Report Date: 06/03/2013

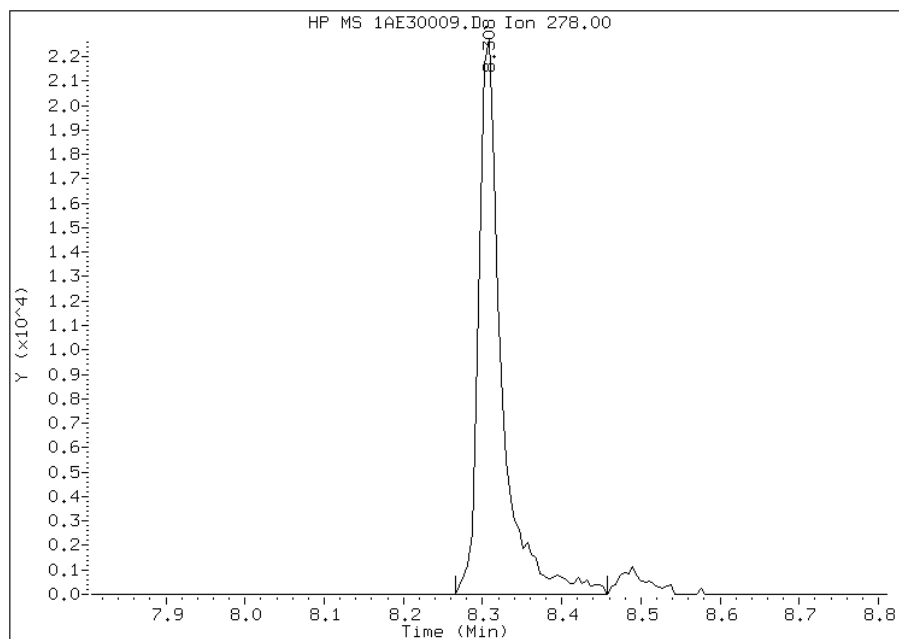
Processing Integration Results

RT: 8.31  
Response: 43240  
Amount: 4  
Conc: 4



Manual Integration Results

RT: 8.31  
Response: 45447  
Amount: 4  
Conc: 4



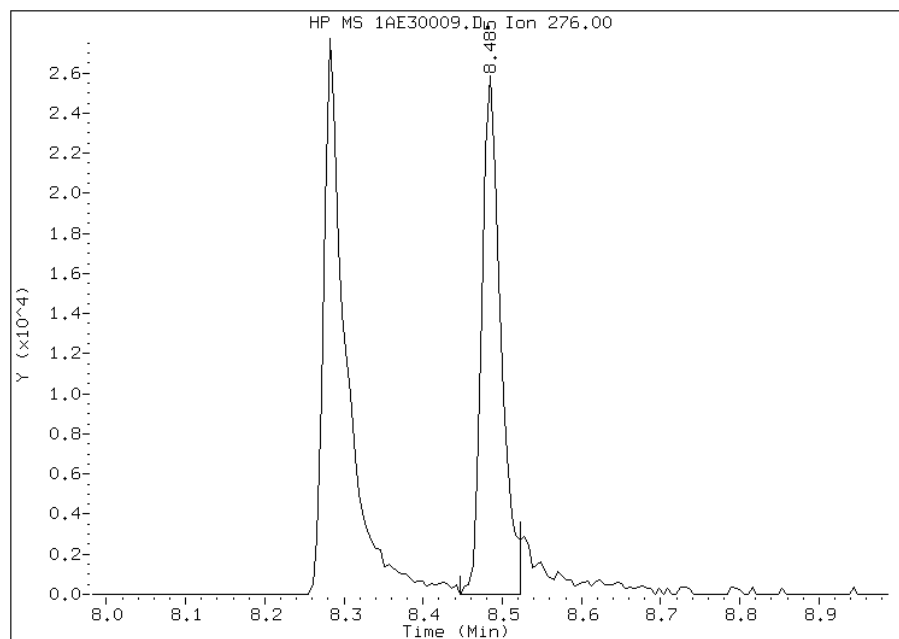
Manually Integrated By: cantins  
Modification Date: 03-Jun-2013 10:14  
Manual Integration Reason: Baseline Event

# Manual Integration Report

Data File: 1AE30009.D  
Inj. Date and Time: 30-MAY-2013 15:53  
Instrument ID: BSMA5973.i  
Client ID:  
Compound: 27 Benzo(g,h,i)perylene  
CAS #: 191-24-2  
Report Date: 06/03/2013

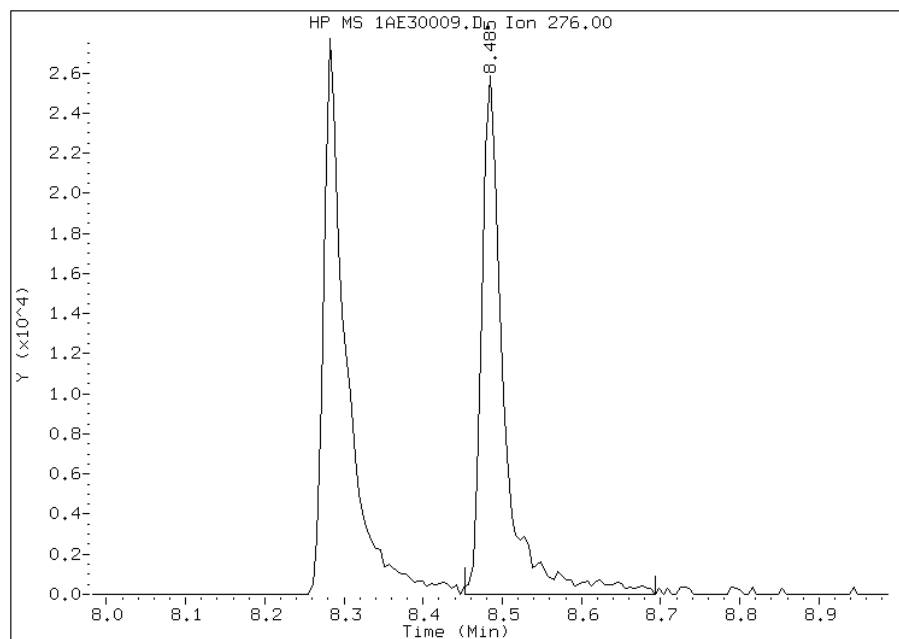
## Processing Integration Results

RT: 8.48  
Response: 42849  
Amount: 5  
Conc: 5



## Manual Integration Results

RT: 8.48  
Response: 50880  
Amount: 5  
Conc: 5



Manually Integrated By: cantins  
Modification Date: 03-Jun-2013 10:14  
Manual Integration Reason: Baseline Event

TestAmerica Laboratories

Semivolatiles 8270C low level PAH

Data file : \\tam-chemsvr\chem\SM\BSMA5973.i\1A053013.b\1AE30010.D  
 Lab Smp Id: IC-1559458  
 Inj Date : 30-MAY-2013 16:08  
 Operator : TP  
 Smp Info : IC-1559458  
 Misc Info :  
 Comment :  
 Method : \\tam-chemsvr\chem\SM\BSMA5973.i\1A053013.b\1AE30010.D  
 Meth Date : 03-Jun-2013 10:22 BSMA5973.i Quant Type: ISTD  
 Cal Date : 30-MAY-2013 15:53 Cal File: 1AE30009.D  
 Als bottle: 7 Calibration Sample, Level: 4  
 Dil Factor: 1.00000  
 Integrator: HP RTE Compound Sublist: pah.sub  
 Target Version: 4.14  
 Processing Host: TAM1000

Compounds	QUANT SIG					AMOUNTS	
	MASS	RT	EXP RT	REL RT	RESPONSE	CAL-AMT (ug/ml)	ON-COL (ug/ml)
* 1 Naphthalene-d8	136	2.493	2.493	(1.000)	661838	40.0000	
* 7 Acenaphthene-d10	164	3.519	3.524	(1.000)	360448	40.0000	
* 11 Phenanthrene-d10	188	4.459	4.464	(1.000)	577583	40.0000	
\$ 15 o-Terphenyl	230	4.758	4.758	(1.067)	74153	10.0000	9.4059
* 19 Chrysene-d12	240	6.467	6.473	(1.000)	464852	40.0000	
* 24 Perylene-d12	264	7.547	7.552	(1.000)	392794	40.0000	
2 Naphthalene	128	2.504	2.503	(1.004)	142015	10.0000	9.9619
3 2-Methylnaphthalene	141	2.910	2.915	(1.167)	69559	10.0000	9.4915
4 1-Methylnaphthalene	142	2.968	2.968	(1.191)	113430	10.0000	11.3717(M)
5 1,1'-Biphenyl	154	3.193	3.193	(1.281)	116654	10.0000	10.4092(M)
6 Acenaphthylene	152	3.433	3.433	(0.976)	148976	10.0000	9.5897
8 Acenaphthene	154	3.540	3.540	(1.006)	82723	10.0000	9.9506
9 Dibenzofuran	168	3.641	3.647	(1.035)	127539	10.0000	9.8782(M)
10 Fluorene	166	3.850	3.850	(1.094)	92220	10.0000	9.5630(M)
12 Phenanthrene	178	4.475	4.480	(1.004)	121579	10.0000	9.8217
13 Anthracene	178	4.512	4.512	(1.012)	130408	10.0000	9.5333
16 Fluoranthene	202	5.335	5.340	(1.196)	137369	10.0000	9.2343(M)
17 Pyrene	202	5.501	5.500	(0.851)	139918	10.0000	10.4195
18 Benzo(a)anthracene	228	6.462	6.467	(0.999)	119782	10.0000	9.5918
20 Chrysene	228	6.484	6.489	(1.002)	138024	10.0000	10.0974(M)
21 Benzo(b)fluoranthene	252	7.274	7.279	(0.964)	92047	10.0000	8.9442
22 Benzo(k)fluoranthene	252	7.296	7.301	(0.967)	135460	10.0000	9.7142(M)
23 Benzo(a)pyrene	252	7.499	7.509	(0.994)	86149	10.0000	9.3237
25 Indeno(1,2,3-cd)pyrene	276	8.278	8.294	(1.097)	68563	10.0000	9.8940(M)
26 Dibenzo(a,h)anthracene	278	8.305	8.321	(1.101)	77730	10.0000	8.5868(M)
27 Benzo(g,h,i)perylene	276	8.481	8.503	(1.124)	86542	10.0000	9.7639(M)

QC Flag Legend

M - Compound response manually integrated.



Data File: 1AE30010.D

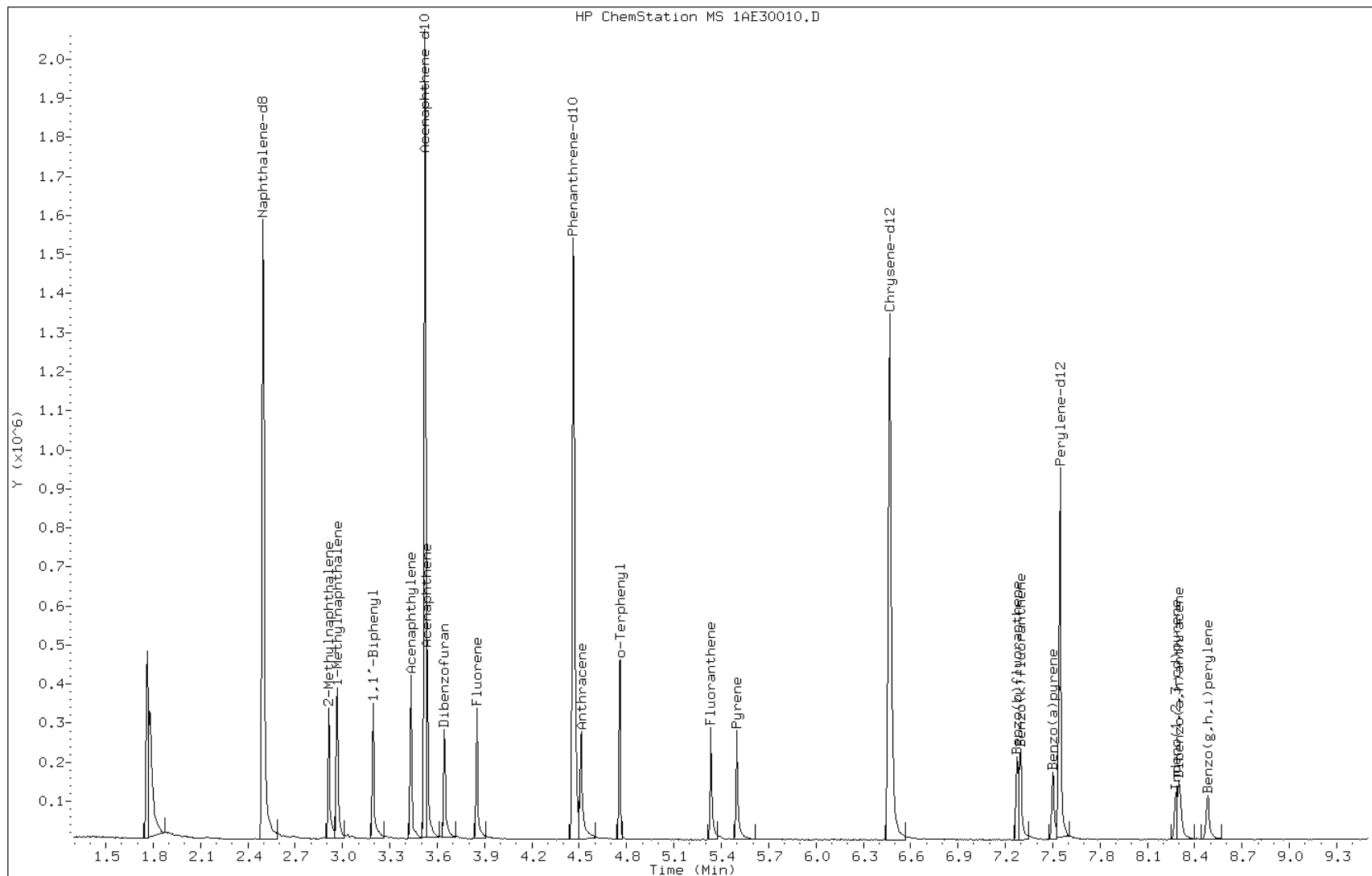
Date: 30-MAY-2013 16:08

Client ID:

Instrument: BSMA5973.i

Sample Info: IC-1559458

Operator: TP

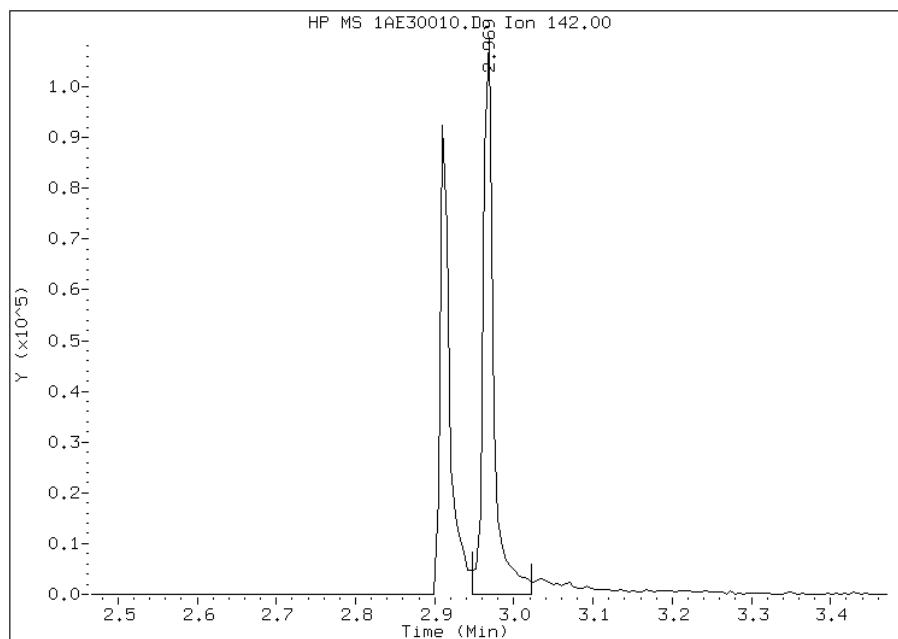


# Manual Integration Report

Data File: 1AE30010.D  
Inj. Date and Time: 30-MAY-2013 16:08  
Instrument ID: BSMA5973.i  
Client ID:  
Compound: 4 1-Methylnaphthalene  
CAS #: 90-12-0  
Report Date: 06/03/2013

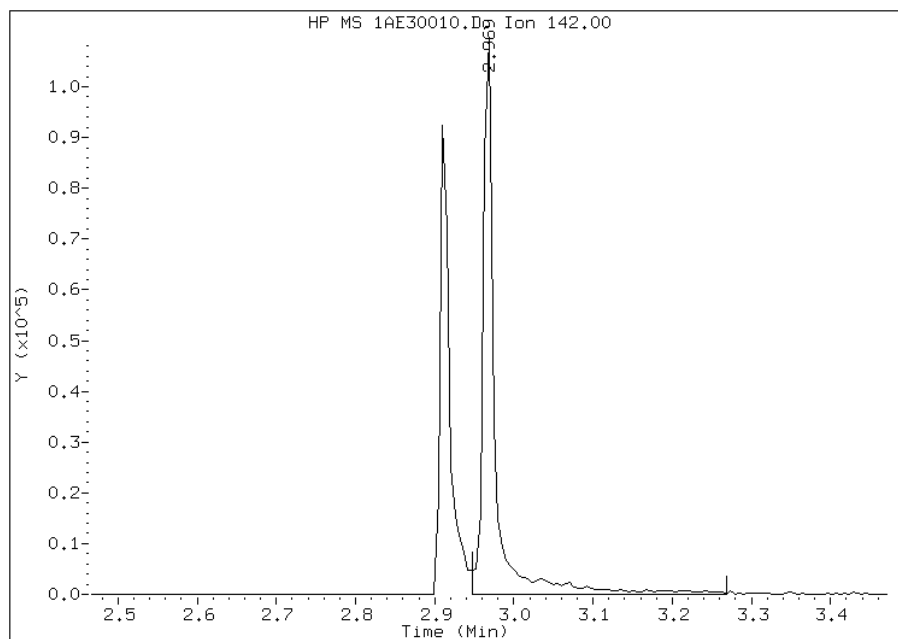
## Processing Integration Results

RT: 2.97  
Response: 99169  
Amount: 11  
Conc: 11



## Manual Integration Results

RT: 2.97  
Response: 113430  
Amount: 11  
Conc: 11



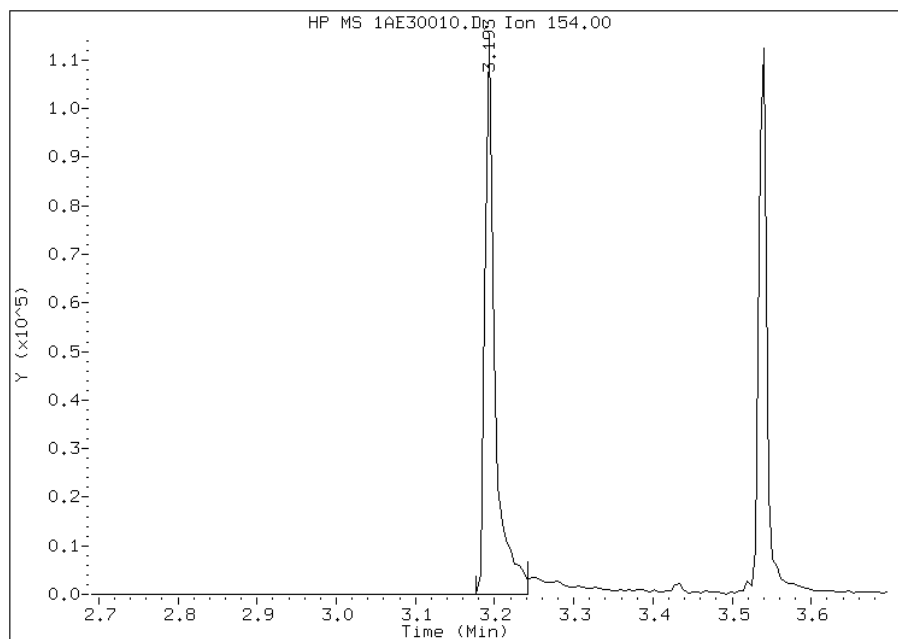
Manually Integrated By: cantins  
Modification Date: 03-Jun-2013 10:14  
Manual Integration Reason: Baseline Event

# Manual Integration Report

Data File: 1AE30010.D  
Inj. Date and Time: 30-MAY-2013 16:08  
Instrument ID: BSMA5973.i  
Client ID:  
Compound: 5 1,1'-Biphenyl  
CAS #: 92-52-4  
Report Date: 06/03/2013

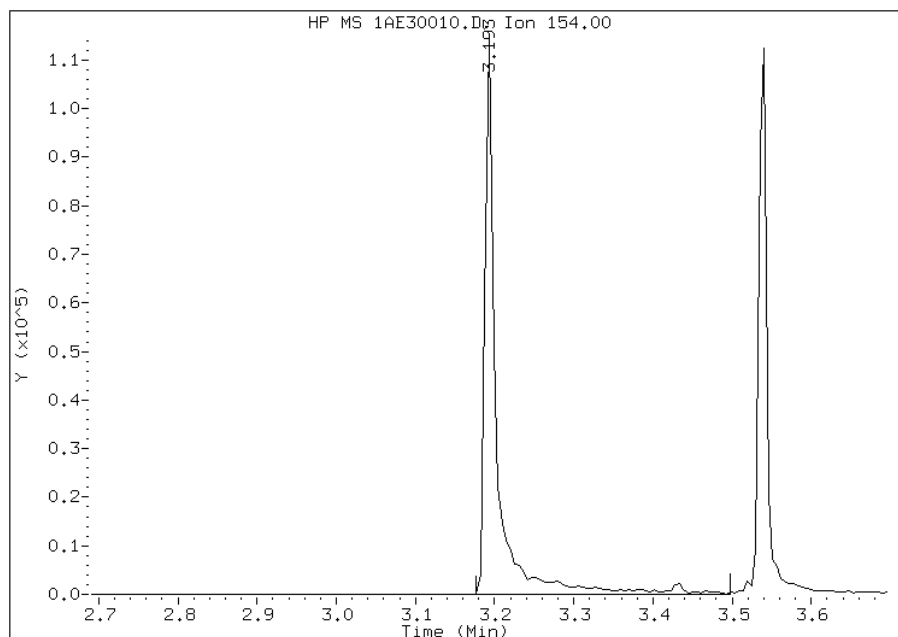
## Processing Integration Results

RT: 3.19  
Response: 98253  
Amount: 9  
Conc: 9



## Manual Integration Results

RT: 3.19  
Response: 116654  
Amount: 10  
Conc: 10



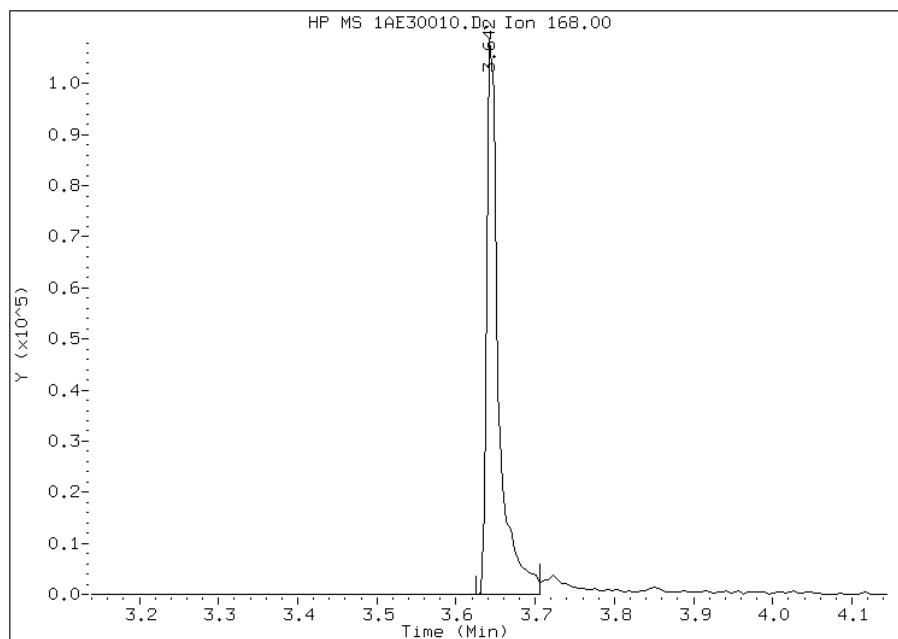
Manually Integrated By: cantins  
Modification Date: 03-Jun-2013 10:15  
Manual Integration Reason: Baseline Event

# Manual Integration Report

Data File: 1AE30010.D  
Inj. Date and Time: 30-MAY-2013 16:08  
Instrument ID: BSMA5973.i  
Client ID:  
Compound: 9 Dibenzofuran  
CAS #: 132-64-9  
Report Date: 06/03/2013

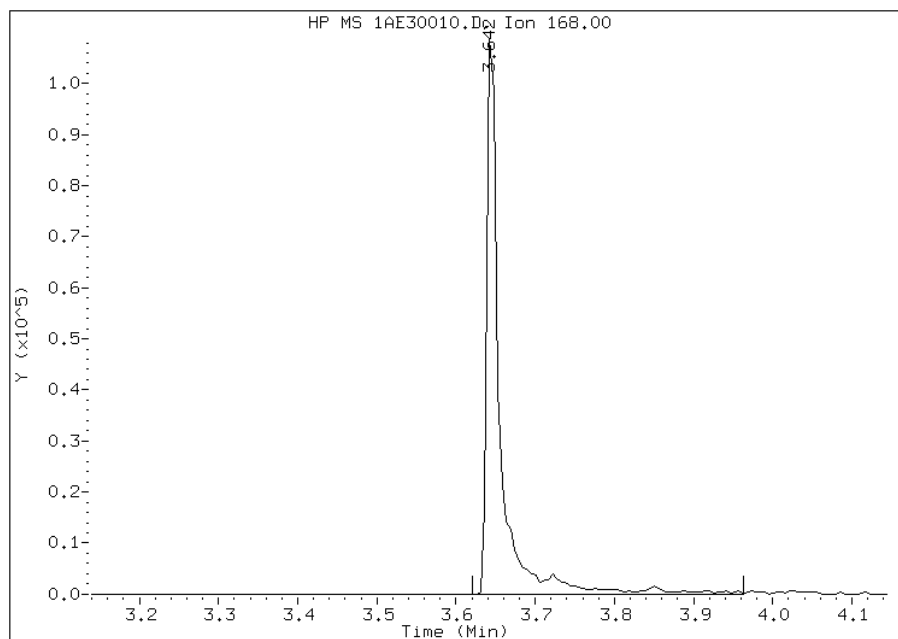
## Processing Integration Results

RT: 3.64  
Response: 111314  
Amount: 9  
Conc: 9



## Manual Integration Results

RT: 3.64  
Response: 127539  
Amount: 10  
Conc: 10



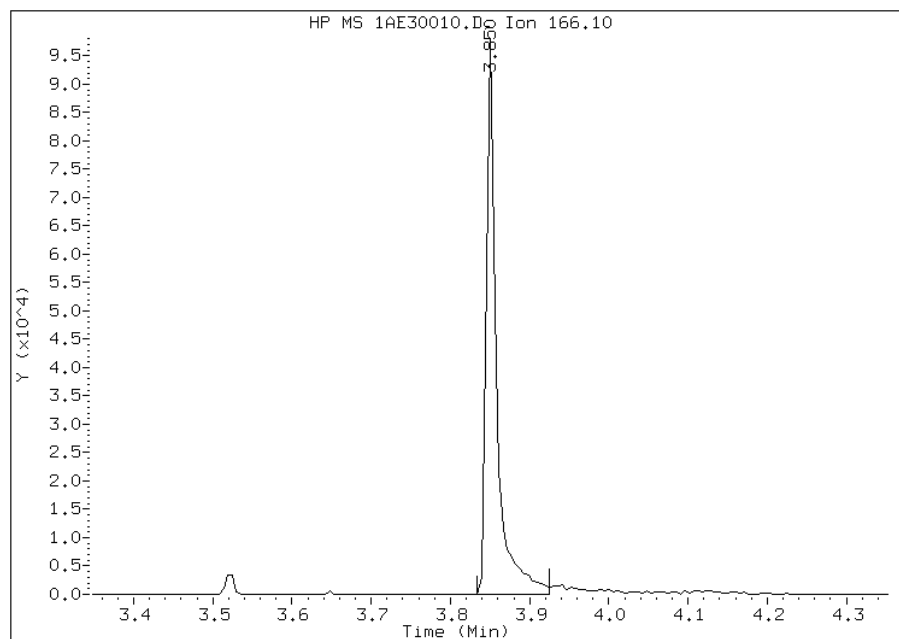
Manually Integrated By: cantins  
Modification Date: 03-Jun-2013 10:15  
Manual Integration Reason: Baseline Event

# Manual Integration Report

Data File: 1AE30010.D  
Inj. Date and Time: 30-MAY-2013 16:08  
Instrument ID: BSMA5973.i  
Client ID:  
Compound: 10 Fluorene  
CAS #: 86-73-7  
Report Date: 06/03/2013

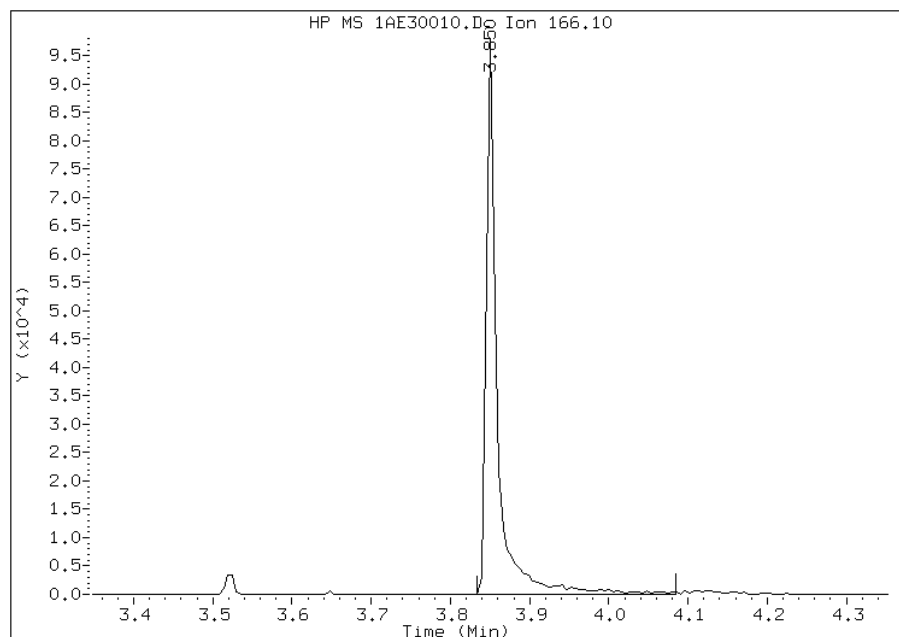
## Processing Integration Results

RT: 3.85  
Response: 85967  
Amount: 10  
Conc: 10



## Manual Integration Results

RT: 3.85  
Response: 92220  
Amount: 10  
Conc: 10



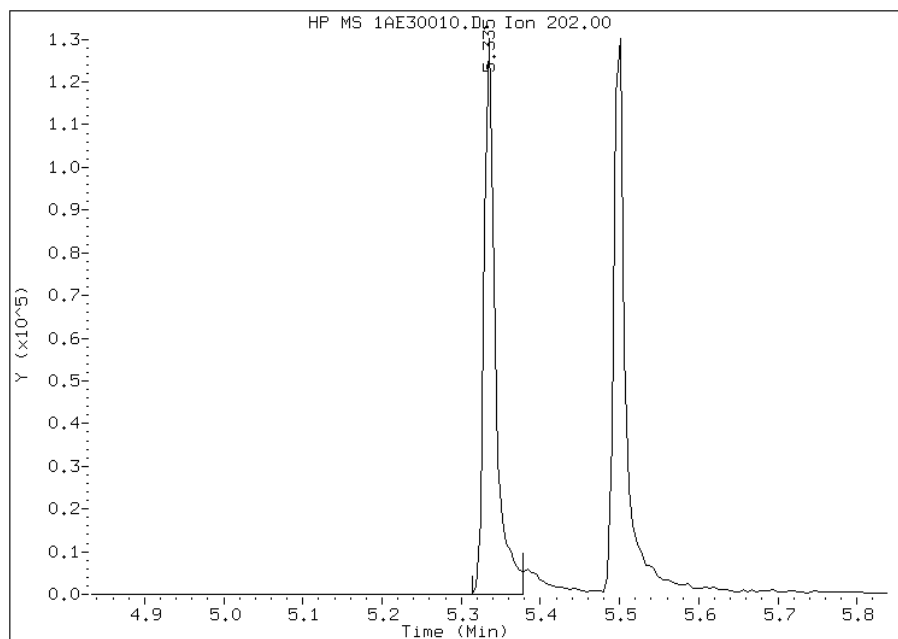
Manually Integrated By: cantins  
Modification Date: 03-Jun-2013 10:15  
Manual Integration Reason: Baseline Event

# Manual Integration Report

Data File: 1AE30010.D  
Inj. Date and Time: 30-MAY-2013 16:08  
Instrument ID: BSMA5973.i  
Client ID:  
Compound: 16 Fluoranthene  
CAS #: 206-44-0  
Report Date: 06/03/2013

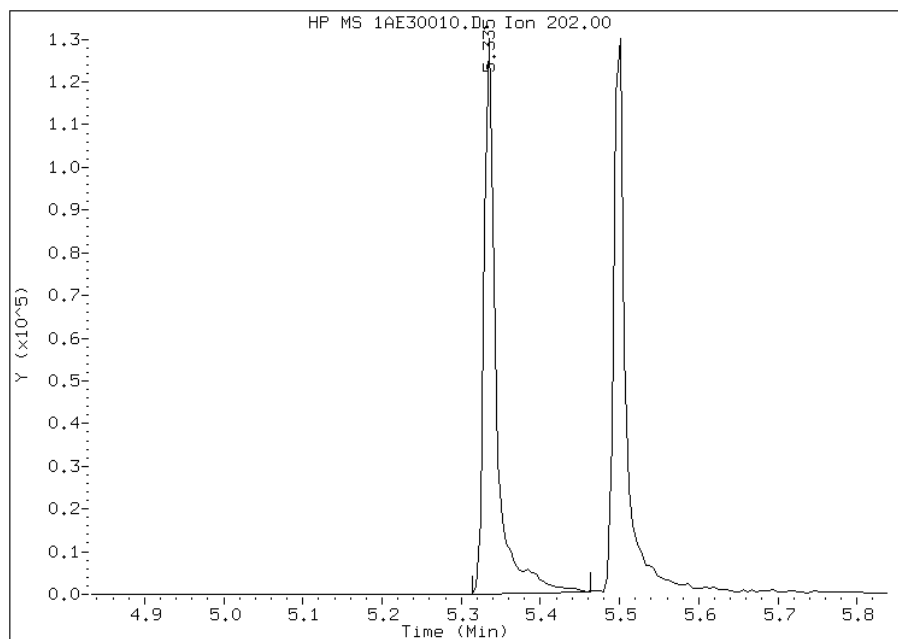
## Processing Integration Results

RT: 5.34  
Response: 128087  
Amount: 9  
Conc: 9



## Manual Integration Results

RT: 5.34  
Response: 137369  
Amount: 9  
Conc: 9



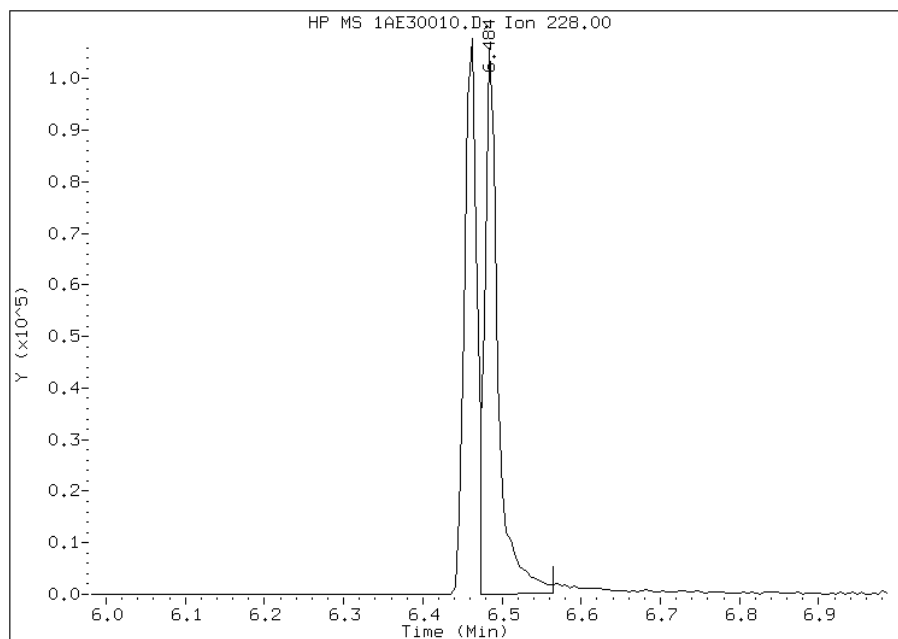
Manually Integrated By: cantins  
Modification Date: 03-Jun-2013 10:15  
Manual Integration Reason: Baseline Event

# Manual Integration Report

Data File: 1AE30010.D  
Inj. Date and Time: 30-MAY-2013 16:08  
Instrument ID: BSMA5973.i  
Client ID:  
Compound: 20 Chrysene  
CAS #: 218-01-9  
Report Date: 06/03/2013

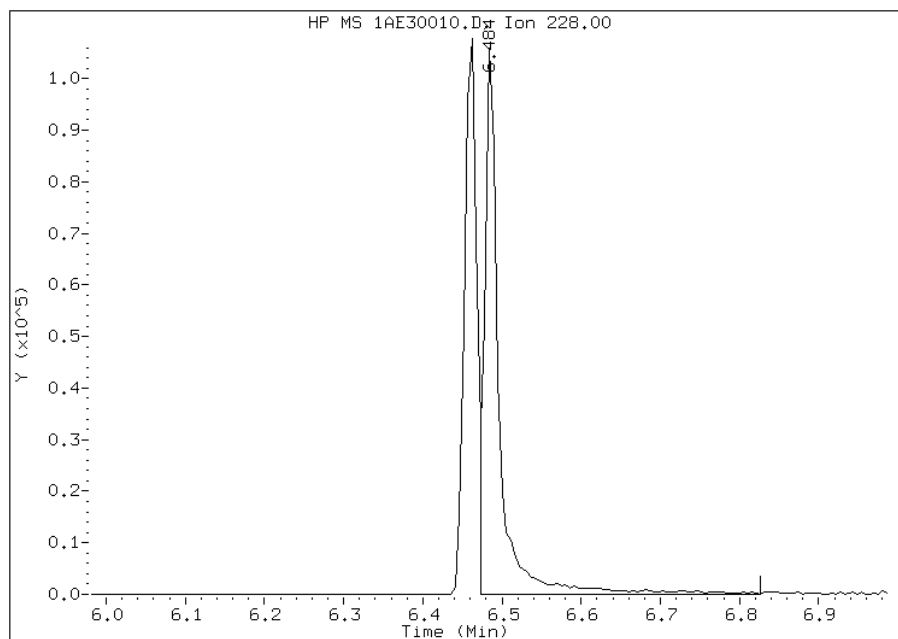
## Processing Integration Results

RT: 6.48  
Response: 127046  
Amount: 10  
Conc: 10



## Manual Integration Results

RT: 6.48  
Response: 138024  
Amount: 10  
Conc: 10



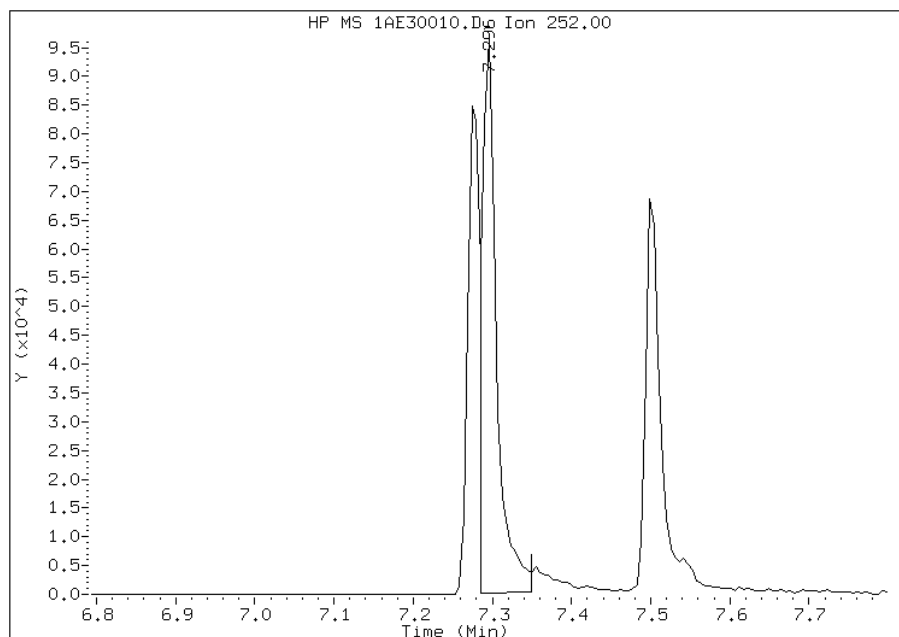
Manually Integrated By: cantins  
Modification Date: 03-Jun-2013 10:15  
Manual Integration Reason: Baseline Event

Manual Integration Report

Data File: 1AE30010.D  
Inj. Date and Time: 30-MAY-2013 16:08  
Instrument ID: BSMA5973.i  
Client ID:  
Compound: 22 Benzo(k)fluoranthene  
CAS #: 207-08-9  
Report Date: 06/03/2013

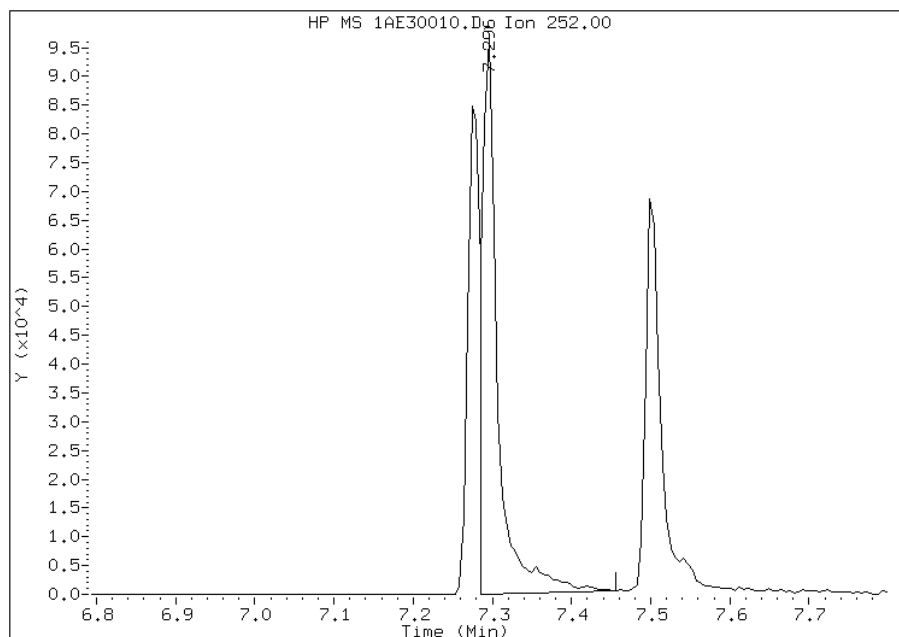
Processing Integration Results

RT: 7.30  
Response: 125761  
Amount: 9  
Conc: 9



Manual Integration Results

RT: 7.30  
Response: 135460  
Amount: 10  
Conc: 10



Manually Integrated By: cantins  
Modification Date: 03-Jun-2013 10:15  
Manual Integration Reason: Baseline Event

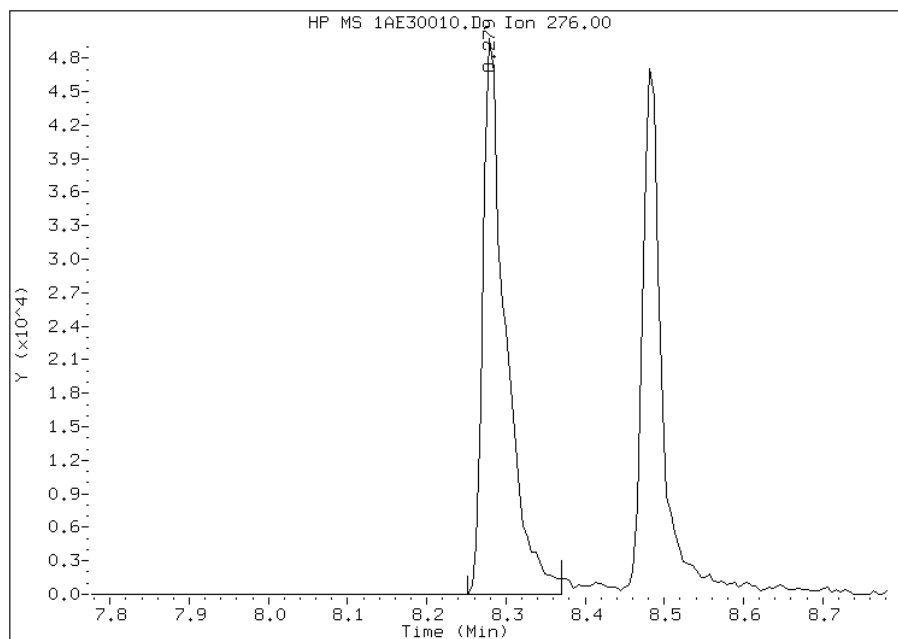


# Manual Integration Report

Data File: 1AE30010.D  
Inj. Date and Time: 30-MAY-2013 16:08  
Instrument ID: BSMA5973.i  
Client ID:  
Compound: 25 Indeno(1,2,3-cd)pyrene  
CAS #: 193-39-5  
Report Date: 06/03/2013

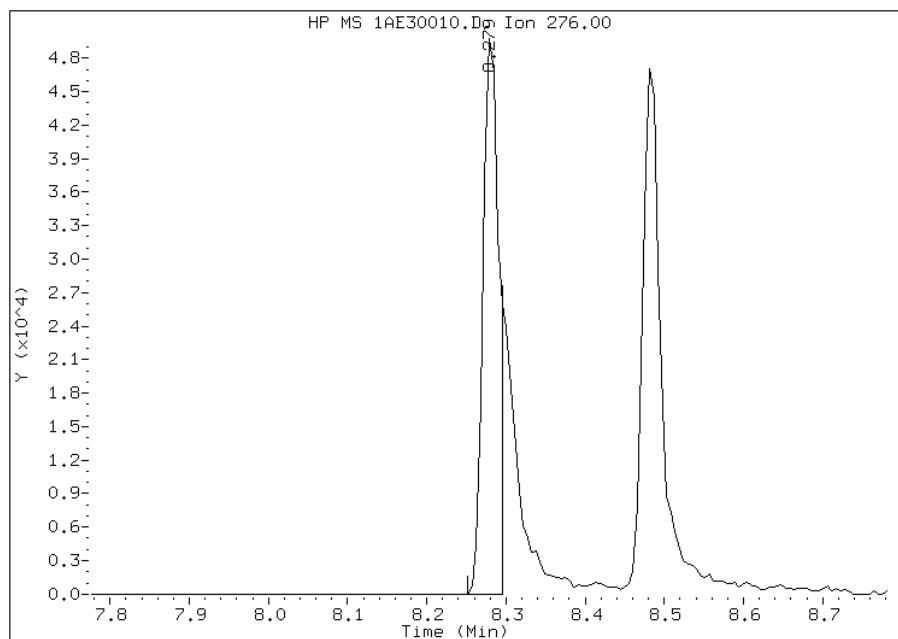
## Processing Integration Results

RT: 8.28  
Response: 99247  
Amount: 12  
Conc: 12



## Manual Integration Results

RT: 8.28  
Response: 68563  
Amount: 10  
Conc: 10



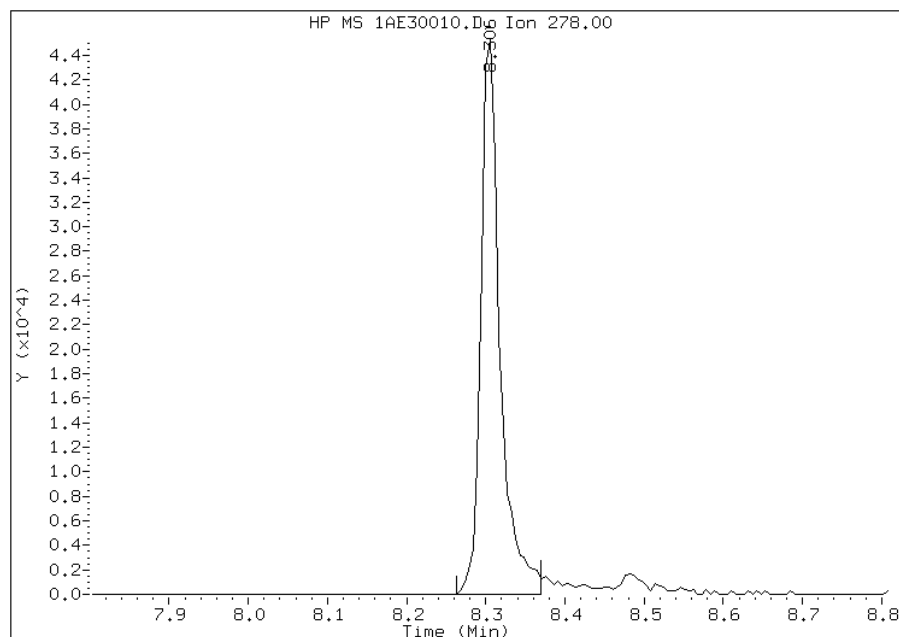
Manually Integrated By: perrint  
Modification Date: 31-May-2013 13:42  
Manual Integration Reason: Split Peak

# Manual Integration Report

Data File: 1AE30010.D  
Inj. Date and Time: 30-MAY-2013 16:08  
Instrument ID: BSMA5973.i  
Client ID:  
Compound: 26 Dibenzo(a,h)anthracene  
CAS #: 53-70-3  
Report Date: 06/03/2013

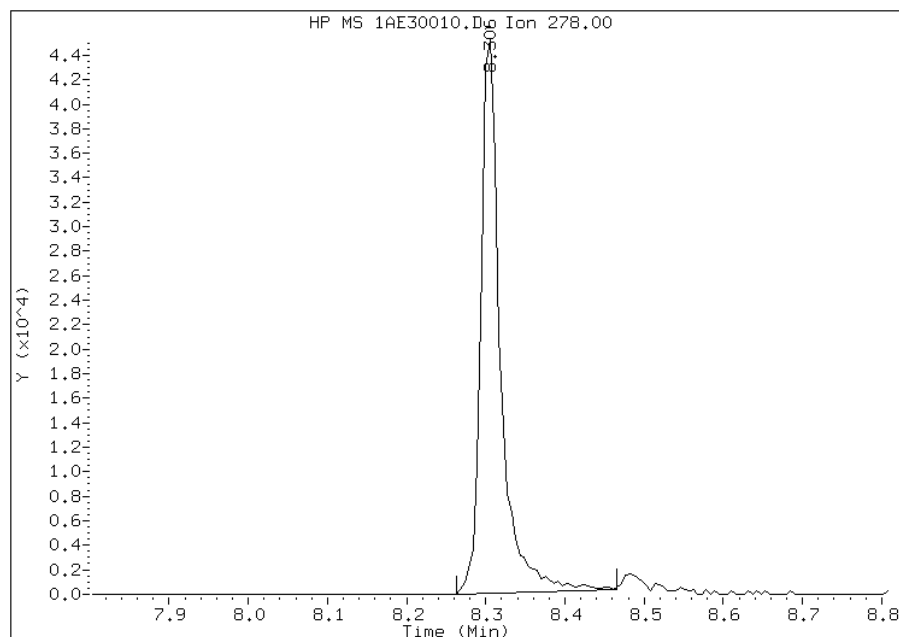
## Processing Integration Results

RT: 8.31  
Response: 75661  
Amount: 8  
Conc: 8



## Manual Integration Results

RT: 8.31  
Response: 77730  
Amount: 9  
Conc: 9



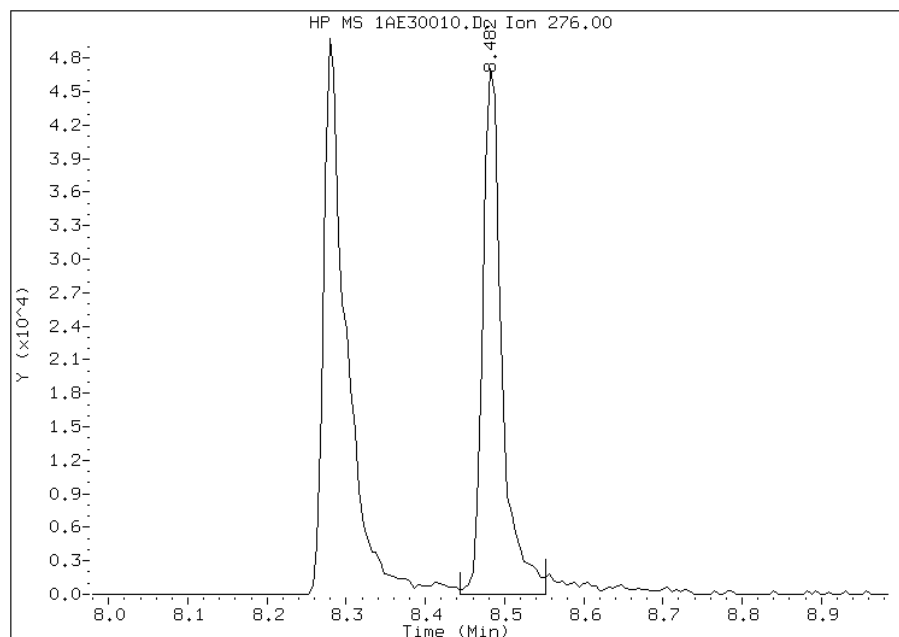
Manually Integrated By: cantins  
Modification Date: 03-Jun-2013 10:16  
Manual Integration Reason: Baseline Event

# Manual Integration Report

Data File: 1AE30010.D  
Inj. Date and Time: 30-MAY-2013 16:08  
Instrument ID: BSMA5973.i  
Client ID:  
Compound: 27 Benzo(g,h,i)perylene  
CAS #: 191-24-2  
Report Date: 06/03/2013

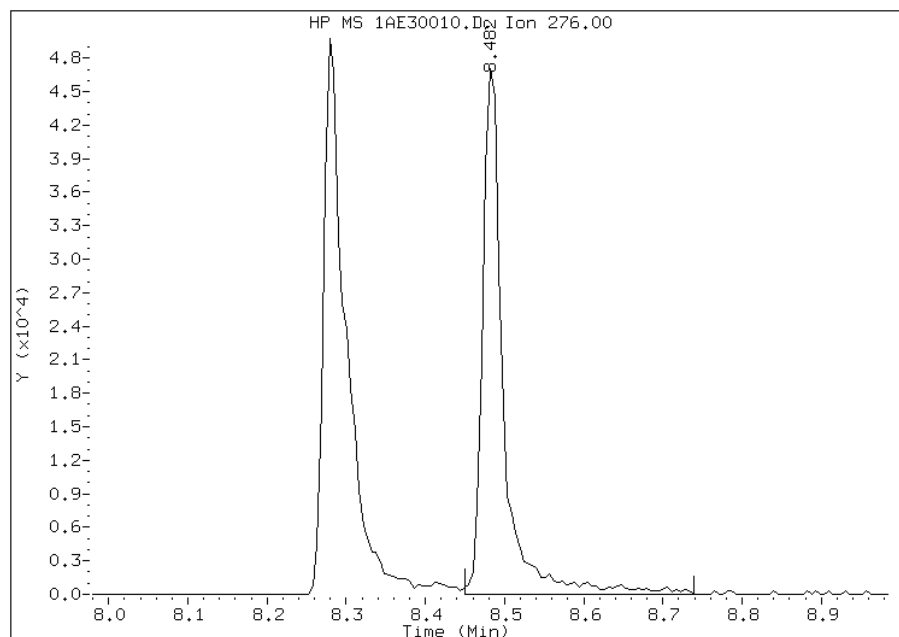
## Processing Integration Results

RT: 8.48  
Response: 79317  
Amount: 9  
Conc: 9



## Manual Integration Results

RT: 8.48  
Response: 86542  
Amount: 10  
Conc: 10



Manually Integrated By: cantins  
Modification Date: 03-Jun-2013 10:16  
Manual Integration Reason: Baseline Event

TestAmerica Laboratories

Semivolatiles 8270C low level PAH

Data file : \\tam-chemsvr\chem\SM\BSMA5973.i\1A053013.b\1AE30011.D  
 Lab Smp Id: IC-1559464  
 Inj Date : 30-MAY-2013 16:23  
 Operator : TP  
 Smp Info : IC-1559464  
 Misc Info :  
 Comment :  
 Method : \\tam-chemsvr\chem\SM\BSMA5973.i\1A053013.b\1AE30011.D  
 Meth Date : 03-Jun-2013 10:22 BSMA5973.i Quant Type: ISTD  
 Cal Date : 30-MAY-2013 16:08 Cal File: 1AE30010.D  
 Als bottle: 8 Calibration Sample, Level: 6  
 Dil Factor: 1.00000  
 Integrator: HP RTE Compound Sublist: pah.sub  
 Target Version: 4.14  
 Processing Host: TAM1000

Compounds	QUANT SIG					AMOUNTS	
	MASS	RT	EXP RT	REL RT	RESPONSE	CAL-AMT (ug/ml)	ON-COL (ug/ml)
* 1 Naphthalene-d8	136	2.495	2.493	(1.000)	683623	40.0000	
* 7 Acenaphthene-d10	164	3.520	3.524	(1.000)	329852	40.0000	
* 11 Phenanthrene-d10	188	4.461	4.464	(1.000)	545975	40.0000	
\$ 15 o-Terphenyl	230	4.760	4.758	(1.067)	235919	30.0000	31.6576
* 19 Chrysene-d12	240	6.469	6.473	(1.000)	485152	40.0000	
* 24 Perylene-d12	264	7.548	7.552	(1.000)	433598	40.0000	
2 Naphthalene	128	2.505	2.503	(1.004)	453050	30.0000	30.7675
3 2-Methylnaphthalene	141	2.911	2.915	(1.167)	221764	30.0000	29.0086
4 1-Methylnaphthalene	142	2.965	2.968	(1.188)	318847	30.0000	30.9468(M)
5 1,1'-Biphenyl	154	3.195	3.193	(1.280)	327427	30.0000	27.2058
6 Acenaphthylene	152	3.435	3.433	(0.976)	443520	30.0000	27.8894
8 Acenaphthene	154	3.542	3.540	(1.006)	237217	30.0000	31.1813
9 Dibenzofuran	168	3.643	3.647	(1.035)	372324	30.0000	29.7336(M)
10 Fluorene	166	3.852	3.850	(1.094)	275316	30.0000	28.9273(M)
12 Phenanthrene	178	4.477	4.480	(1.004)	369301	30.0000	31.5610
13 Anthracene	178	4.514	4.512	(1.012)	394926	30.0000	30.5421(M)
16 Fluoranthene	202	5.337	5.340	(1.196)	430714	30.0000	30.3898(M)
17 Pyrene	202	5.502	5.500	(0.851)	424933	30.0000	30.3201
18 Benzo(a)anthracene	228	6.464	6.467	(0.999)	374261	30.0000	28.7159
20 Chrysene	228	6.491	6.489	(1.003)	425638	30.0000	29.8355(M)
21 Benzo(b)fluoranthene	252	7.281	7.279	(0.965)	394702	30.0000	30.2627
22 Benzo(k)fluoranthene	252	7.303	7.301	(0.967)	434205	30.0000	27.9540
23 Benzo(a)pyrene	252	7.506	7.509	(0.994)	347277	30.0000	34.0480
25 Indeno(1,2,3-cd)pyrene	276	8.286	8.294	(1.098)	273397	30.0000	35.7401(M)
26 Dibenzo(a,h)anthracene	278	8.312	8.321	(1.101)	303964	30.0000	30.0796
27 Benzo(g,h,i)perylene	276	8.494	8.503	(1.125)	306240	30.0000	31.0120(M)

QC Flag Legend

M - Compound response manually integrated.

Data File: 1AE30011.D

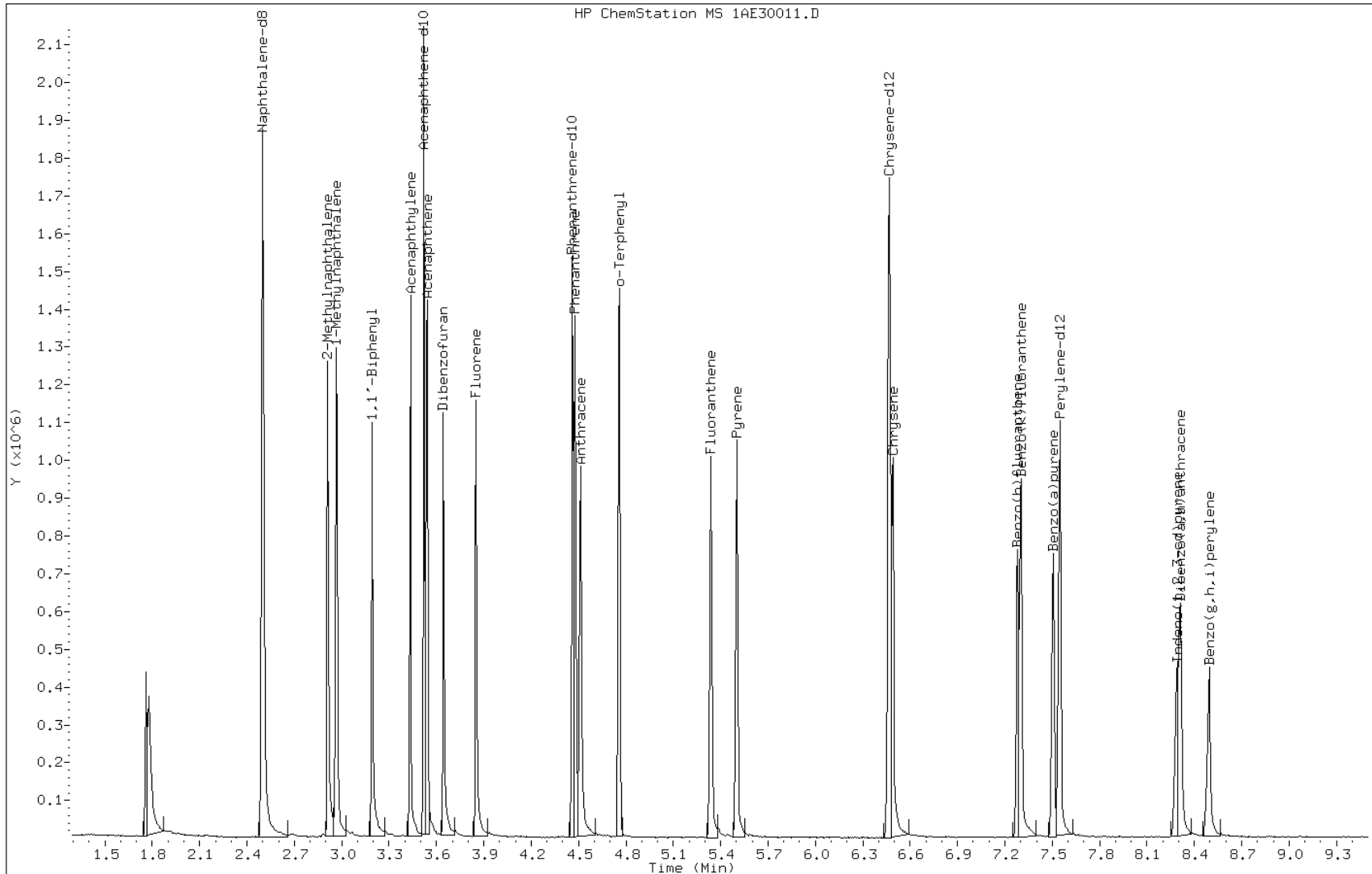
Date: 30-MAY-2013 16:23

Client ID:

Instrument: BSMA5973.i

Sample Info: IC-1559464

Operator: TP

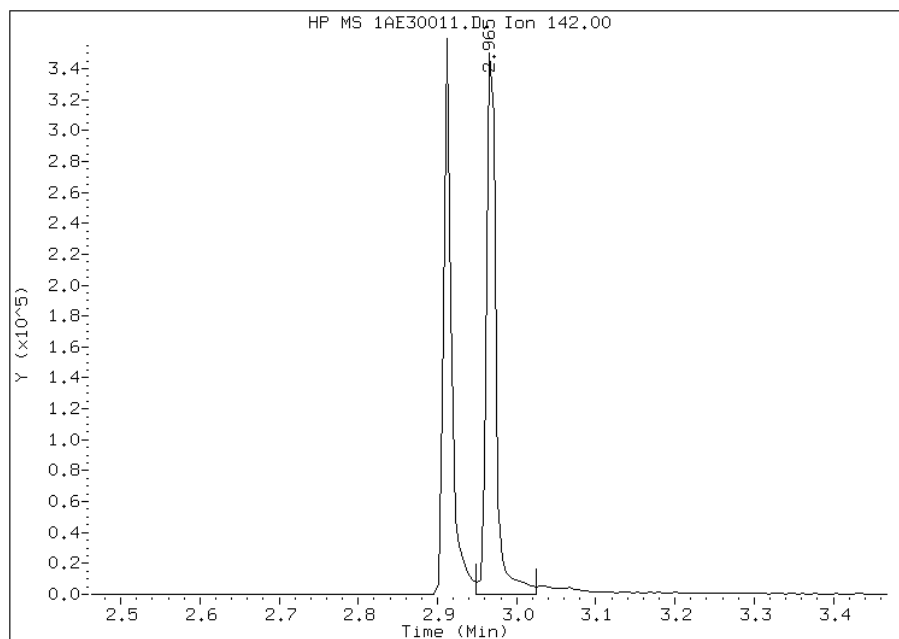


Manual Integration Report

Data File: 1AE30011.D  
Inj. Date and Time: 30-MAY-2013 16:23  
Instrument ID: BSMA5973.i  
Client ID:  
Compound: 4 1-Methylnaphthalene  
CAS #: 90-12-0  
Report Date: 06/03/2013

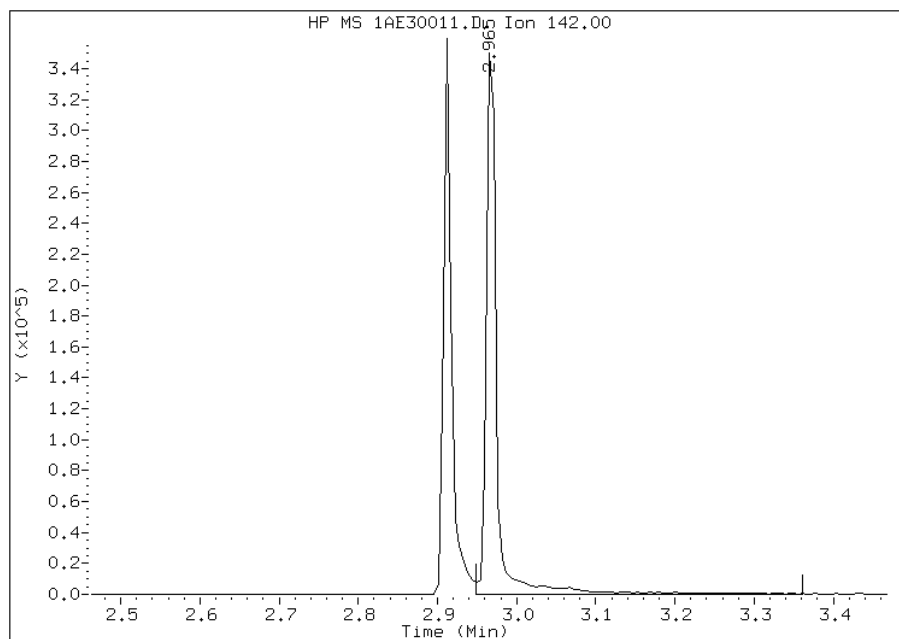
Processing Integration Results

RT: 2.97  
Response: 290331  
Amount: 30  
Conc: 30



Manual Integration Results

RT: 2.97  
Response: 318847  
Amount: 31  
Conc: 31



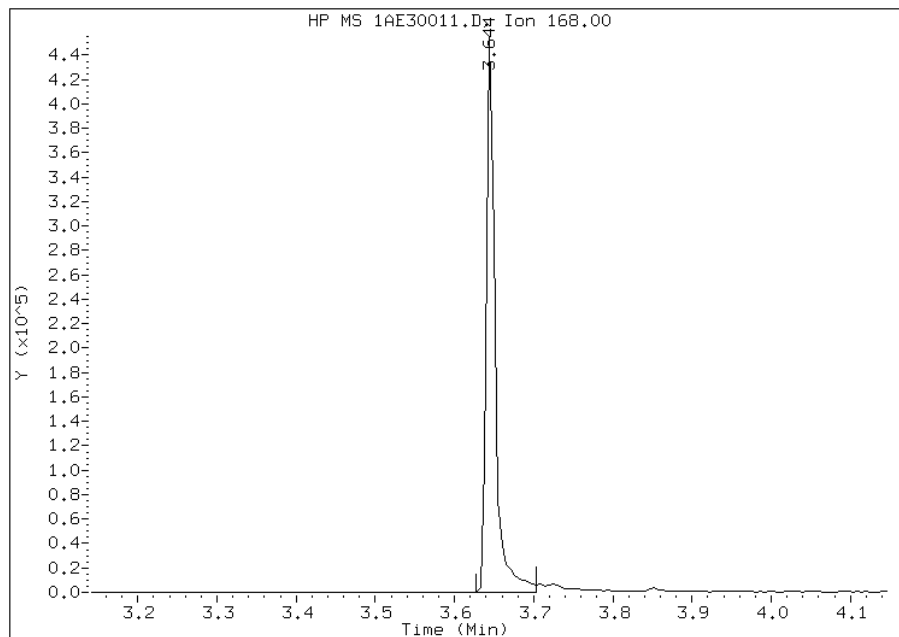
Manually Integrated By: cantins  
Modification Date: 03-Jun-2013 10:16  
Manual Integration Reason: Baseline Event

# Manual Integration Report

Data File: 1AE30011.D  
Inj. Date and Time: 30-MAY-2013 16:23  
Instrument ID: BSMA5973.i  
Client ID:  
Compound: 9 Dibenzofuran  
CAS #: 132-64-9  
Report Date: 06/03/2013

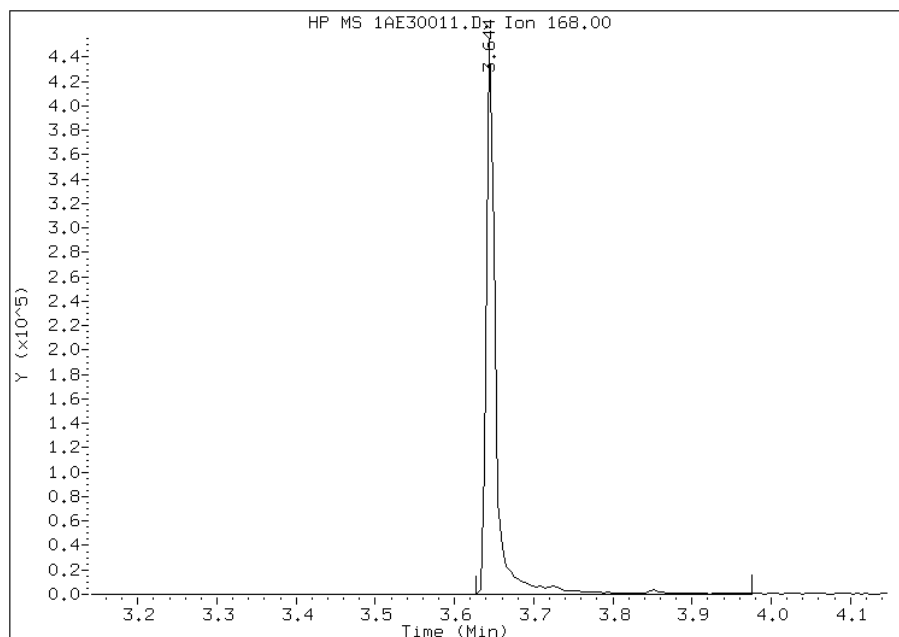
## Processing Integration Results

RT: 3.64  
Response: 343077  
Amount: 28  
Conc: 28



## Manual Integration Results

RT: 3.64  
Response: 372324  
Amount: 30  
Conc: 30



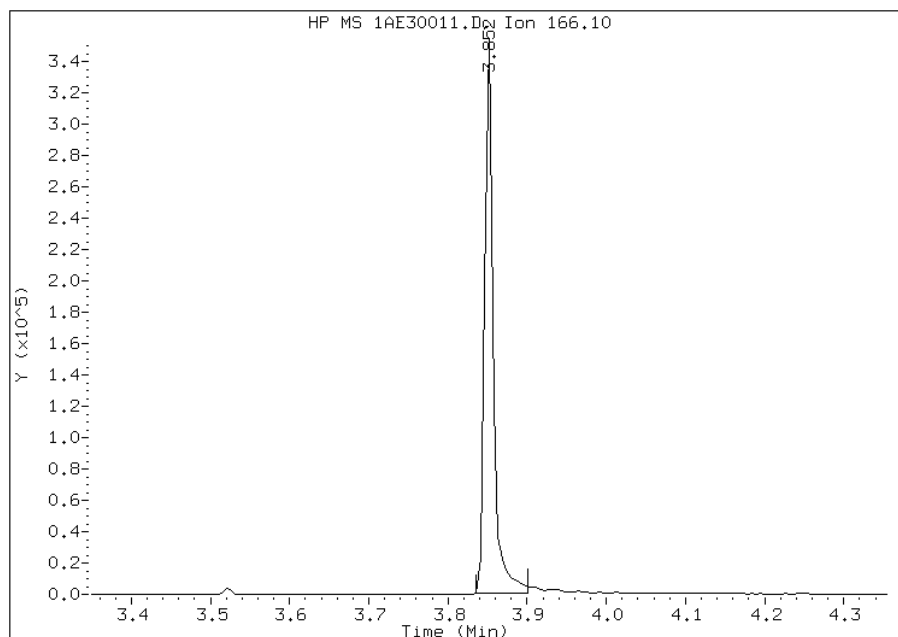
Manually Integrated By: cantins  
Modification Date: 03-Jun-2013 10:16  
Manual Integration Reason: Baseline Event

# Manual Integration Report

Data File: 1AE30011.D  
Inj. Date and Time: 30-MAY-2013 16:23  
Instrument ID: BSMA5973.i  
Client ID:  
Compound: 10 Fluorene  
CAS #: 86-73-7  
Report Date: 06/03/2013

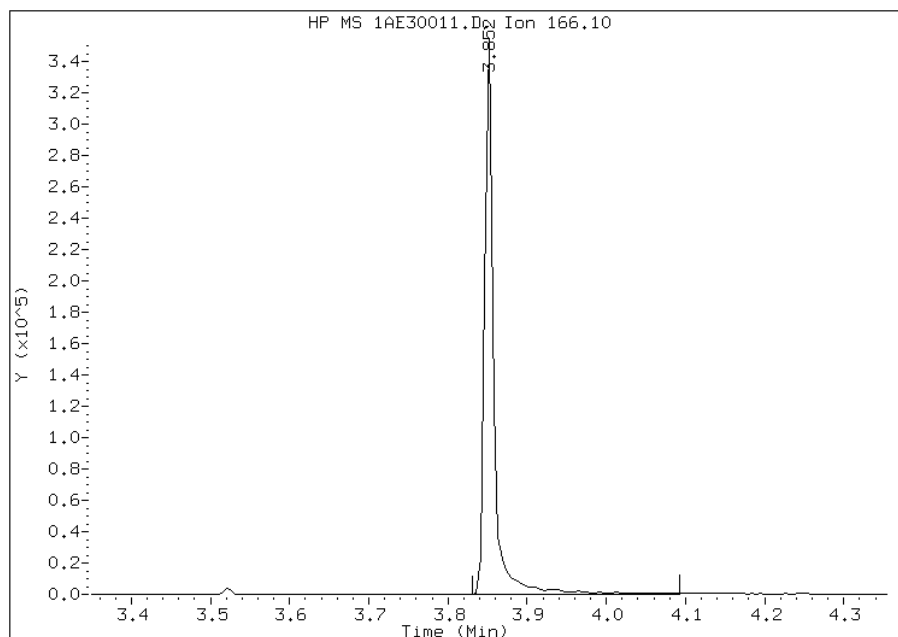
## Processing Integration Results

RT: 3.85  
Response: 258130  
Amount: 28  
Conc: 28



## Manual Integration Results

RT: 3.85  
Response: 275316  
Amount: 29  
Conc: 29



Manually Integrated By: cantins  
Modification Date: 03-Jun-2013 10:16  
Manual Integration Reason: Baseline Event

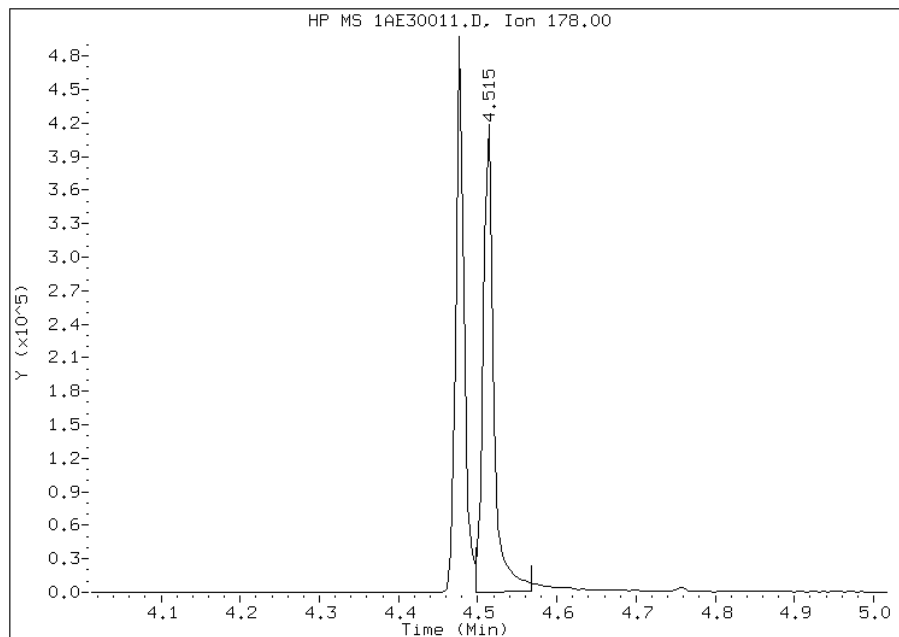


Manual Integration Report

Data File: 1AE30011.D  
Inj. Date and Time: 30-MAY-2013 16:23  
Instrument ID: BSMA5973.i  
Client ID:  
Compound: 13 Anthracene  
CAS #: 120-12-7  
Report Date: 06/03/2013

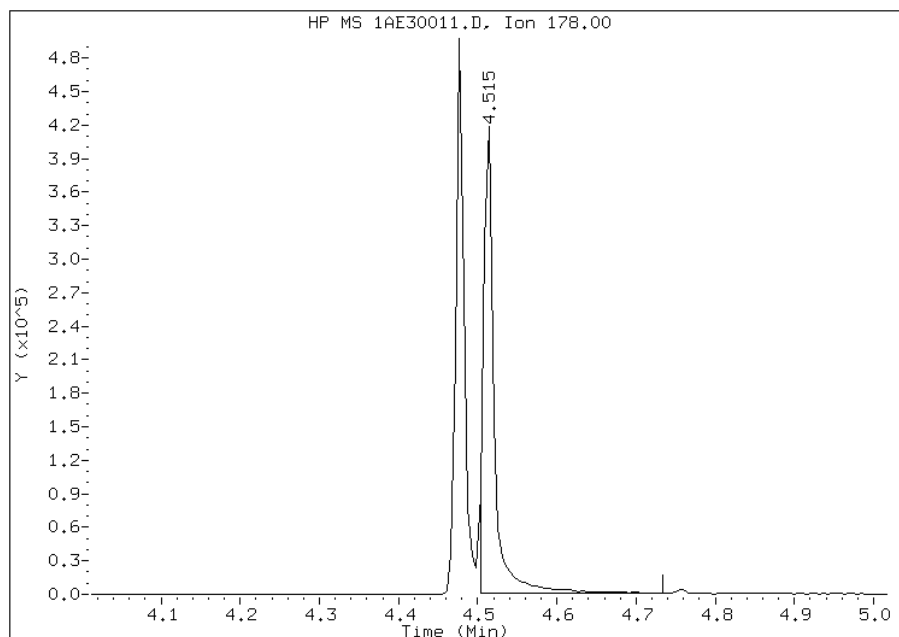
Processing Integration Results

RT: 4.51  
Response: 380057  
Amount: 30  
Conc: 30



Manual Integration Results

RT: 4.51  
Response: 394926  
Amount: 31  
Conc: 31



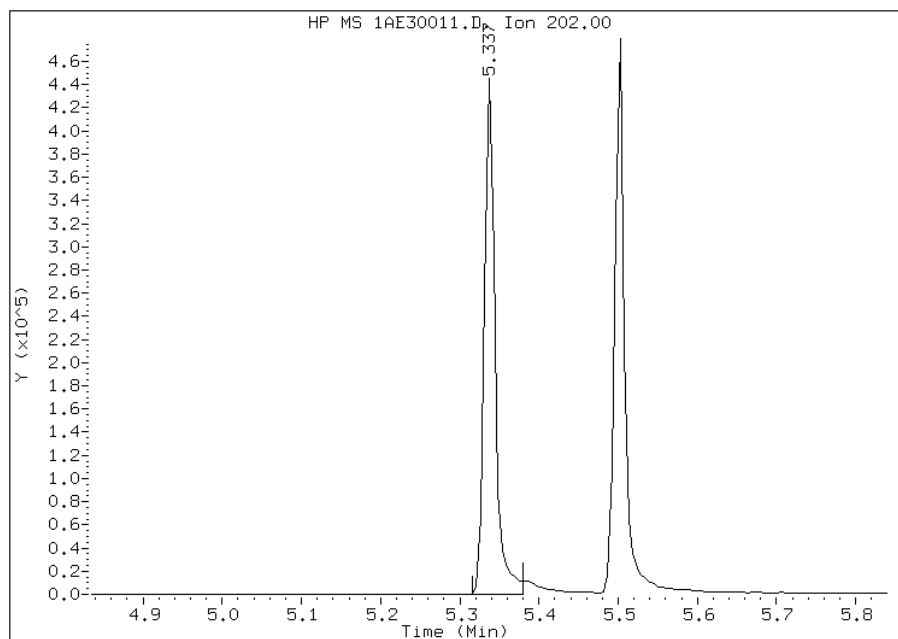
Manually Integrated By: cantins  
Modification Date: 03-Jun-2013 10:17  
Manual Integration Reason: Baseline Event

# Manual Integration Report

Data File: 1AE30011.D  
Inj. Date and Time: 30-MAY-2013 16:23  
Instrument ID: BSMA5973.i  
Client ID:  
Compound: 16 Fluoranthene  
CAS #: 206-44-0  
Report Date: 06/03/2013

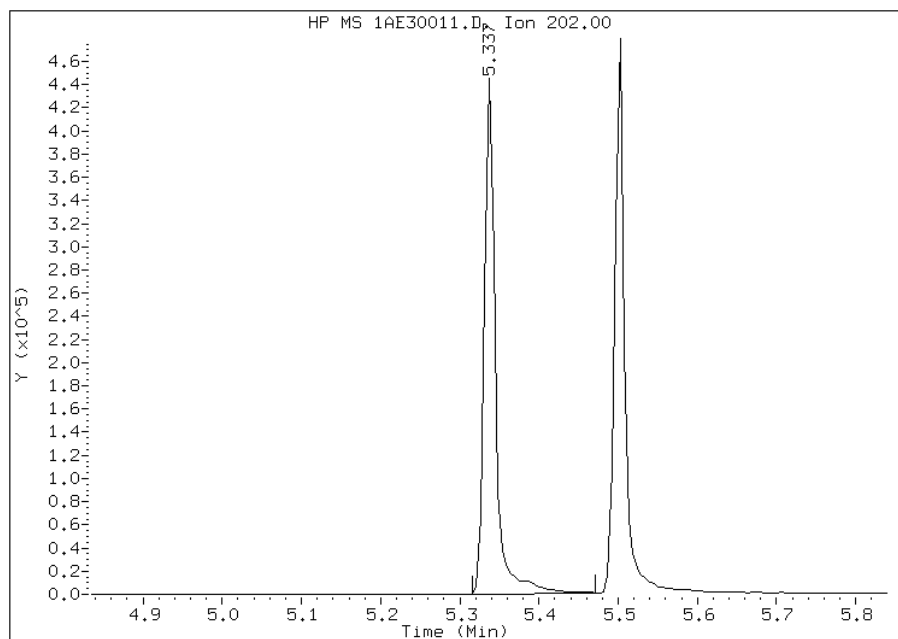
## Processing Integration Results

RT: 5.34  
Response: 411590  
Amount: 30  
Conc: 30



## Manual Integration Results

RT: 5.34  
Response: 430714  
Amount: 30  
Conc: 30



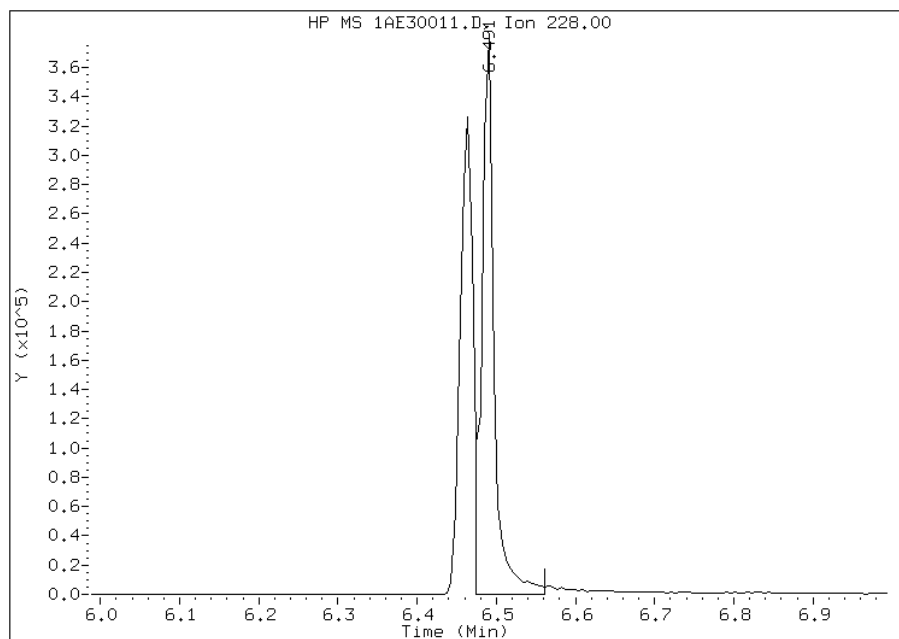
Manually Integrated By: cantins  
Modification Date: 03-Jun-2013 10:17  
Manual Integration Reason: Baseline Event

Manual Integration Report

Data File: 1AE30011.D  
Inj. Date and Time: 30-MAY-2013 16:23  
Instrument ID: BSMA5973.i  
Client ID:  
Compound: 20 Chrysene  
CAS #: 218-01-9  
Report Date: 06/03/2013

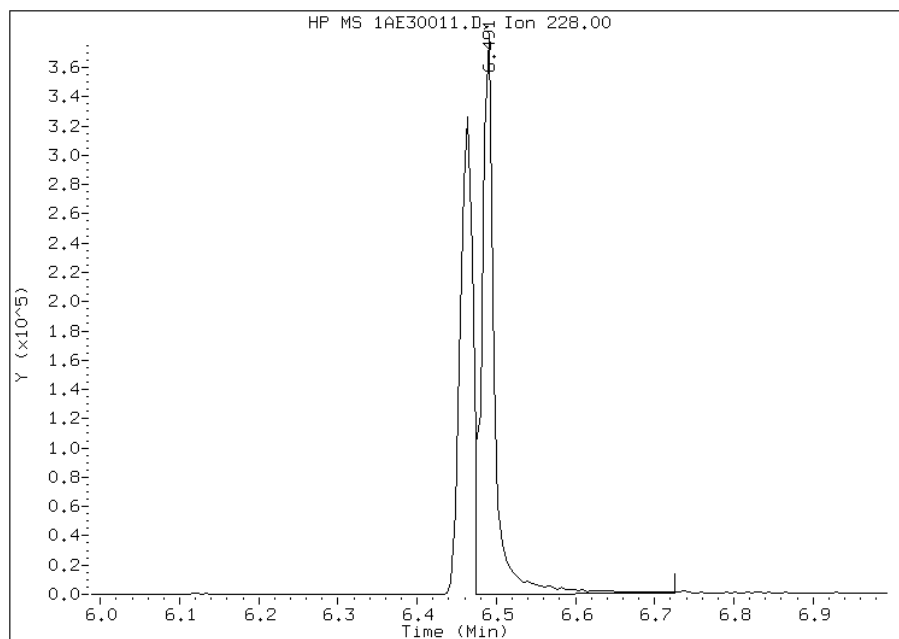
Processing Integration Results

RT: 6.49  
Response: 407429  
Amount: 29  
Conc: 29



Manual Integration Results

RT: 6.49  
Response: 425638  
Amount: 30  
Conc: 30



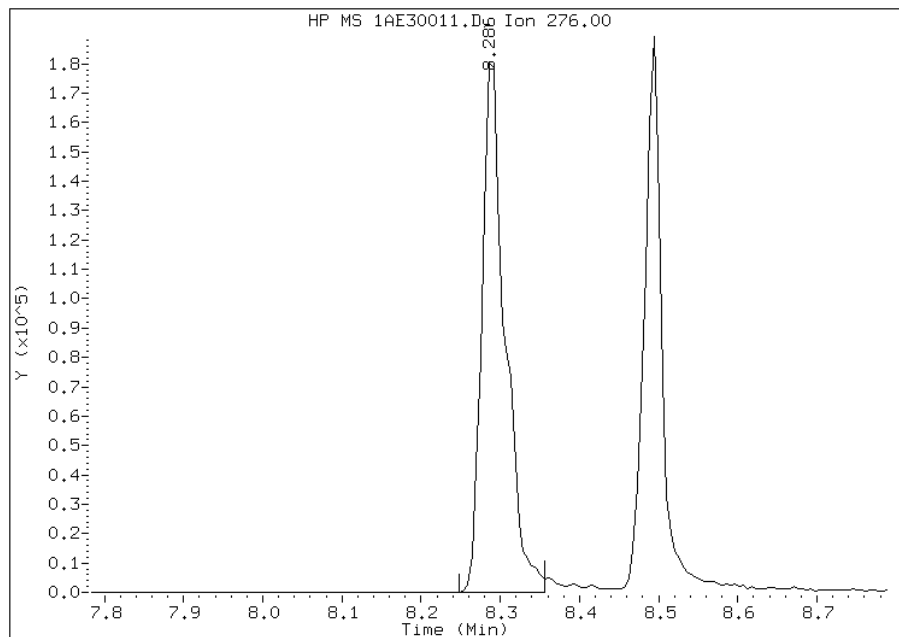
Manually Integrated By: cantins  
Modification Date: 03-Jun-2013 10:17  
Manual Integration Reason: Baseline Event

Manual Integration Report

Data File: 1AE30011.D  
Inj. Date and Time: 30-MAY-2013 16:23  
Instrument ID: BSMA5973.i  
Client ID:  
Compound: 25 Indeno(1,2,3-cd)pyrene  
CAS #: 193-39-5  
Report Date: 06/03/2013

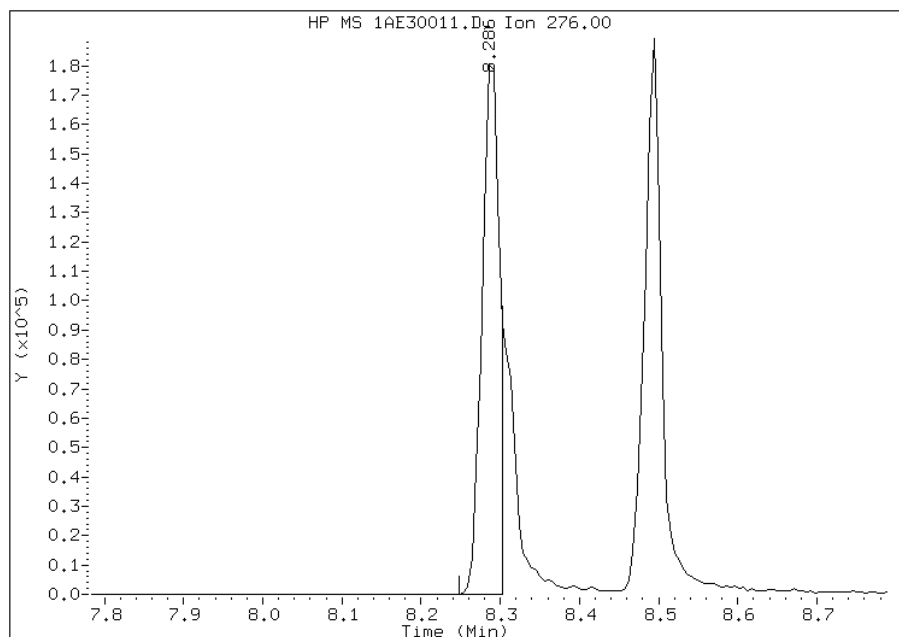
Processing Integration Results

RT: 8.29  
Response: 364468  
Amount: 33  
Conc: 33



Manual Integration Results

RT: 8.29  
Response: 273397  
Amount: 36  
Conc: 36



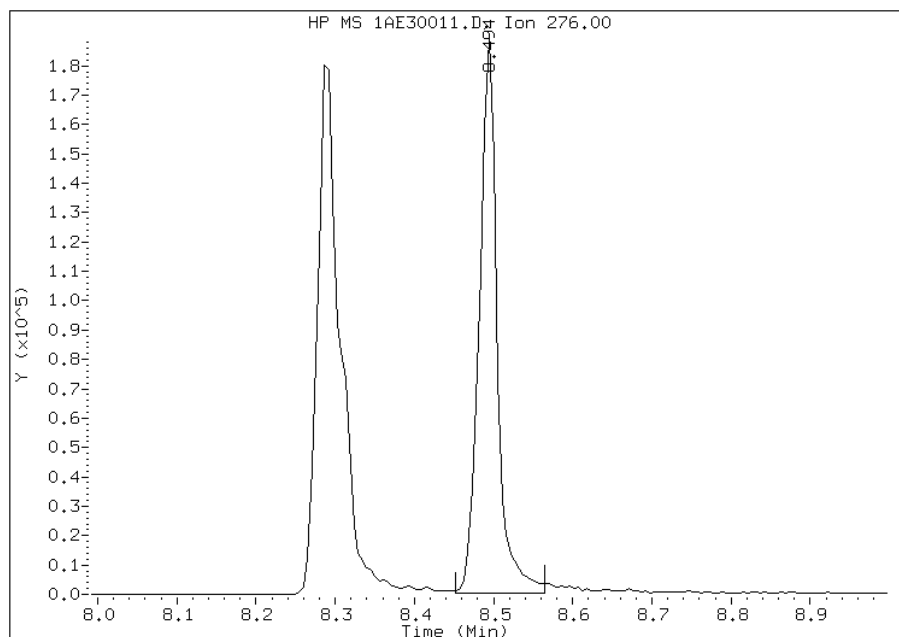
Manually Integrated By: perrint  
Modification Date: 31-May-2013 13:42  
Manual Integration Reason: Split Peak

Manual Integration Report

Data File: 1AE30011.D  
Inj. Date and Time: 30-MAY-2013 16:23  
Instrument ID: BSMA5973.i  
Client ID:  
Compound: 27 Benzo(g,h,i)perylene  
CAS #: 191-24-2  
Report Date: 06/03/2013

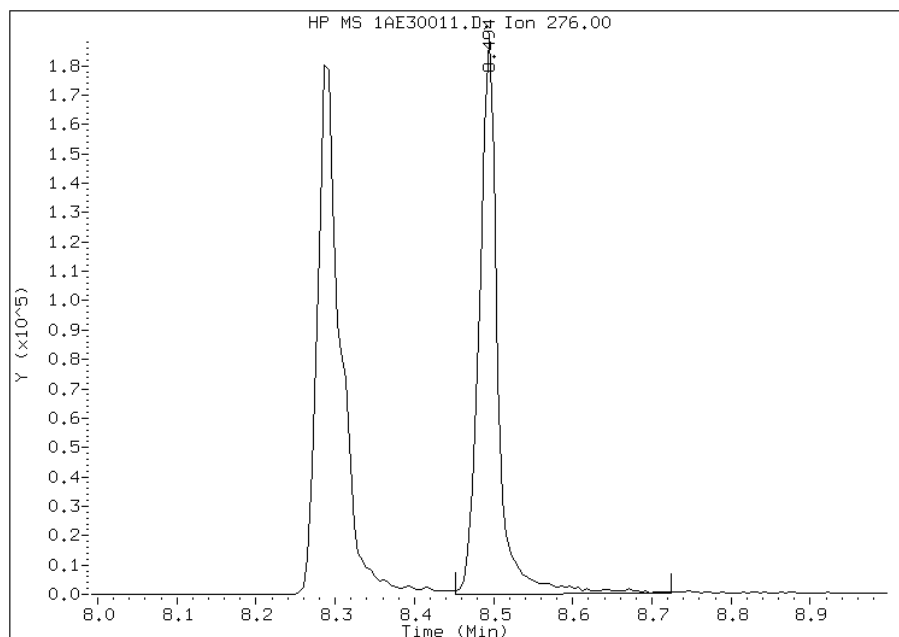
Processing Integration Results

RT: 8.49  
Response: 292958  
Amount: 30  
Conc: 30



Manual Integration Results

RT: 8.49  
Response: 306240  
Amount: 31  
Conc: 31



Manually Integrated By: cantins  
Modification Date: 03-Jun-2013 10:17  
Manual Integration Reason: Baseline Event

TestAmerica Laboratories

Semivolatile 8270C low level PAH

Data file : \\tam-chemsvr\chem\SM\BSMA5973.i\1A053013.b\1AE30012.D  
 Lab Smp Id: IC-1559465  
 Inj Date : 30-MAY-2013 16:38  
 Operator : TP  
 Smp Info : IC-1559465  
 Misc Info :  
 Comment :  
 Method : \\tam-chemsvr\chem\SM\BSMA5973.i\1A053013.b\a-bFASTPAHi-m.m  
 Meth Date : 03-Jun-2013 10:22 BSMA5973.i Quant Type: ISTD  
 Cal Date : 30-MAY-2013 16:23 Cal File: 1AE30011.D  
 Als bottle: 9 Calibration Sample, Level: 7  
 Dil Factor: 1.00000  
 Integrator: HP RTE Compound Sublist: pah.sub  
 Target Version: 4.14  
 Processing Host: TAM1000

Compounds	QUANT SIG					AMOUNTS	
	MASS	RT	EXP RT	REL RT	RESPONSE	CAL-AMT (ug/ml)	ON-COL (ug/ml)
* 1 Naphthalene-d8	136	2.496	2.493	(1.000)	689147	40.0000	
* 7 Acenaphthene-d10	164	3.522	3.524	(1.000)	317087	40.0000	
* 11 Phenanthrene-d10	188	4.462	4.464	(1.000)	534757	40.0000	
\$ 15 o-Terphenyl	230	4.761	4.758	(1.067)	412698	50.0000	56.5410(A)
* 19 Chrysene-d12	240	6.471	6.473	(1.000)	484361	40.0000	
* 24 Perylene-d12	264	7.550	7.552	(1.000)	359900	40.0000	
2 Naphthalene	128	2.507	2.503	(1.004)	808043	50.0000	54.4360(A)
3 2-Methylnaphthalene	141	2.913	2.915	(1.167)	408513	50.0000	52.8946(A)
4 1-Methylnaphthalene	142	2.966	2.968	(1.188)	547004	50.0000	52.6658(AM)
5 1,1'-Biphenyl	154	3.191	3.193	(1.278)	630960	50.0000	51.4328(AM)
6 Acenaphthylene	152	3.436	3.433	(0.976)	812251	50.0000	51.8031(A)
8 Acenaphthene	154	3.543	3.540	(1.006)	437520	50.0000	59.8257(A)
9 Dibenzofuran	168	3.645	3.647	(1.035)	617118	50.0000	50.6785(A)
10 Fluorene	166	3.853	3.850	(1.094)	474318	50.0000	51.0475(A)
12 Phenanthrene	178	4.478	4.480	(1.004)	658799	50.0000	57.4830(A)
13 Anthracene	178	4.515	4.512	(1.012)	686637	50.0000	54.2159(A)
16 Fluoranthene	202	5.338	5.340	(1.196)	700755	50.0000	50.4117(A)
17 Pyrene	202	5.504	5.500	(0.851)	696926	50.0000	49.8088
18 Benzo(a)anthracene	228	6.465	6.467	(0.999)	705326	50.0000	54.2059(A)
20 Chrysene	228	6.492	6.489	(1.003)	636573	50.0000	44.6940
21 Benzo(b)fluoranthene	252	7.283	7.279	(0.965)	561045	50.0000	50.7184(A)
22 Benzo(k)fluoranthene	252	7.304	7.301	(0.967)	693382	50.0000	53.6576(A)
23 Benzo(a)pyrene	252	7.512	7.509	(0.995)	532445	50.0000	62.8922(A)
25 Indeno(1,2,3-cd)pyrene	276	8.298	8.294	(1.099)	443933	50.0000	69.9173(AM)
26 Dibenzo(a,h)anthracene	278	8.324	8.321	(1.103)	447505	50.0000	53.2490(A)
27 Benzo(g,h,i)perylene	276	8.506	8.503	(1.127)	407273	50.0000	49.6104

QC Flag Legend

- A - Target compound detected but, quantitated amount exceeded maximum amount.
- M - Compound response manually integrated.

Data File: 1AE30012.D

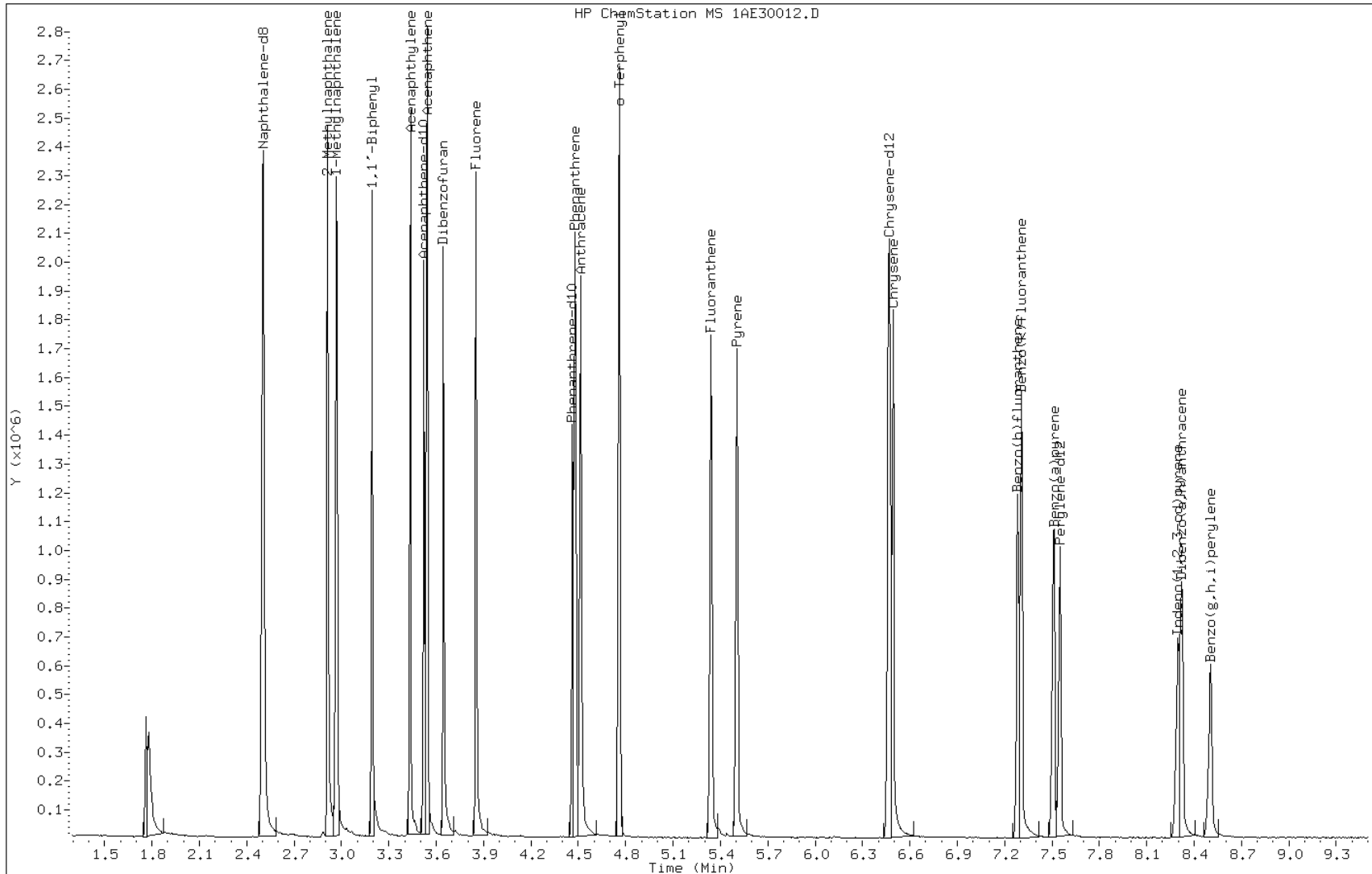
Date: 30-MAY-2013 16:38

Client ID:

Instrument: BSMA5973.i

Sample Info: IC-1559465

Operator: TP

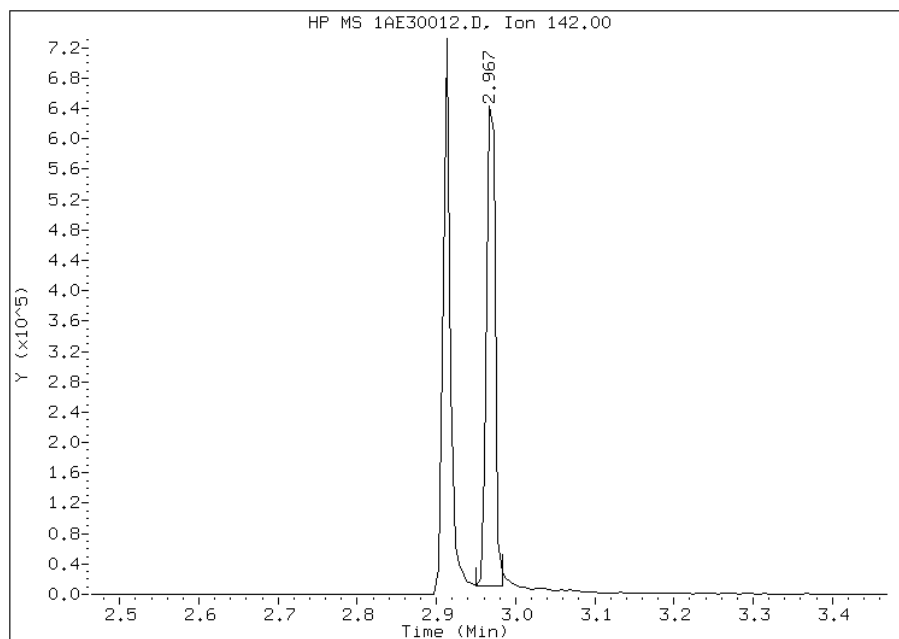


Manual Integration Report

Data File: 1AE30012.D  
Inj. Date and Time: 30-MAY-2013 16:38  
Instrument ID: BSMA5973.i  
Client ID:  
Compound: 4 1-Methylnaphthalene  
CAS #: 90-12-0  
Report Date: 06/03/2013

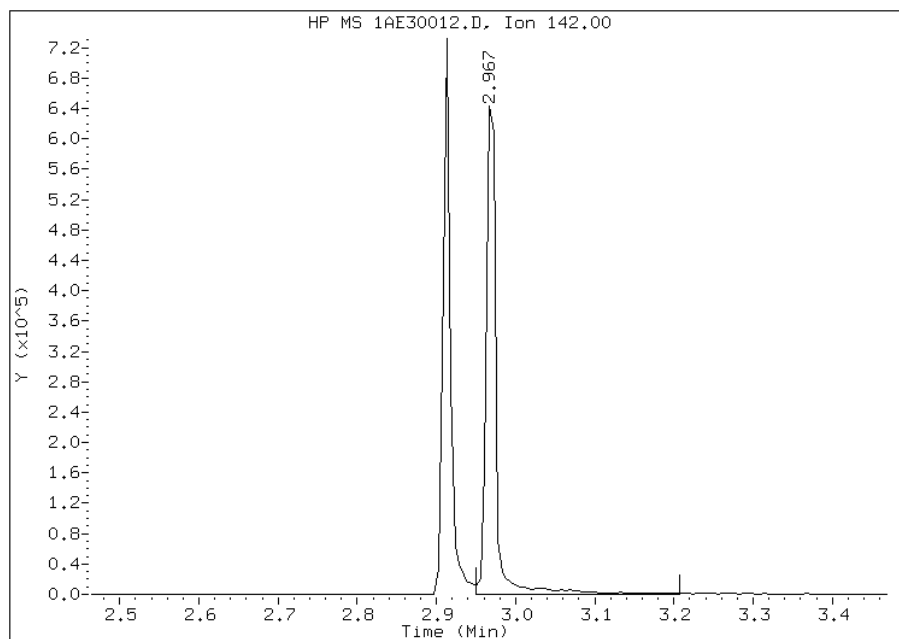
Processing Integration Results

RT: 2.97  
Response: 471199  
Amount: 51  
Conc: 51



Manual Integration Results

RT: 2.97  
Response: 547004  
Amount: 53  
Conc: 53



Manually Integrated By: cantins  
Modification Date: 03-Jun-2013 10:17  
Manual Integration Reason: Baseline Event

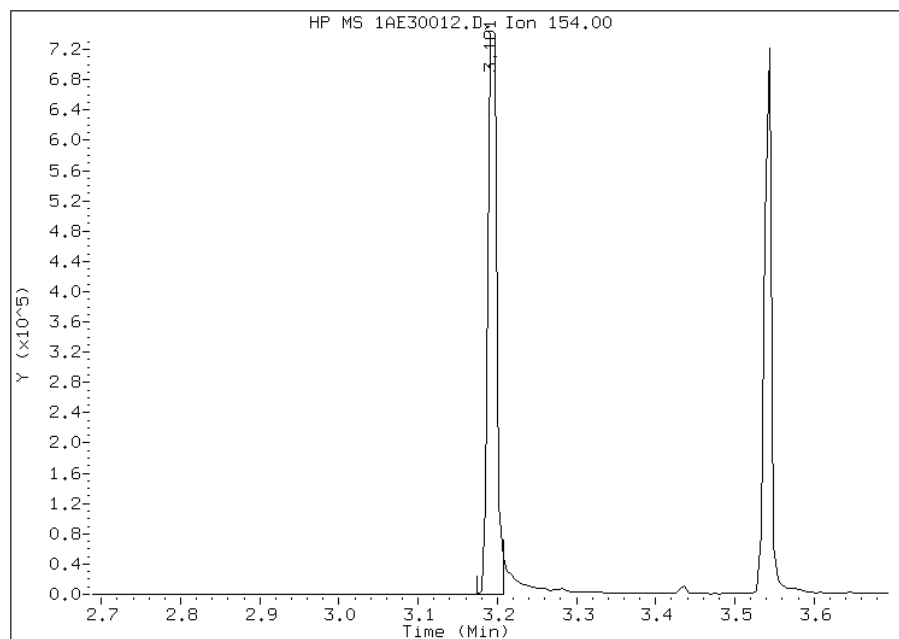


# Manual Integration Report

Data File: 1AE30012.D  
Inj. Date and Time: 30-MAY-2013 16:38  
Instrument ID: BSMA5973.i  
Client ID:  
Compound: 5 1,1'-Biphenyl  
CAS #: 92-52-4  
Report Date: 06/03/2013

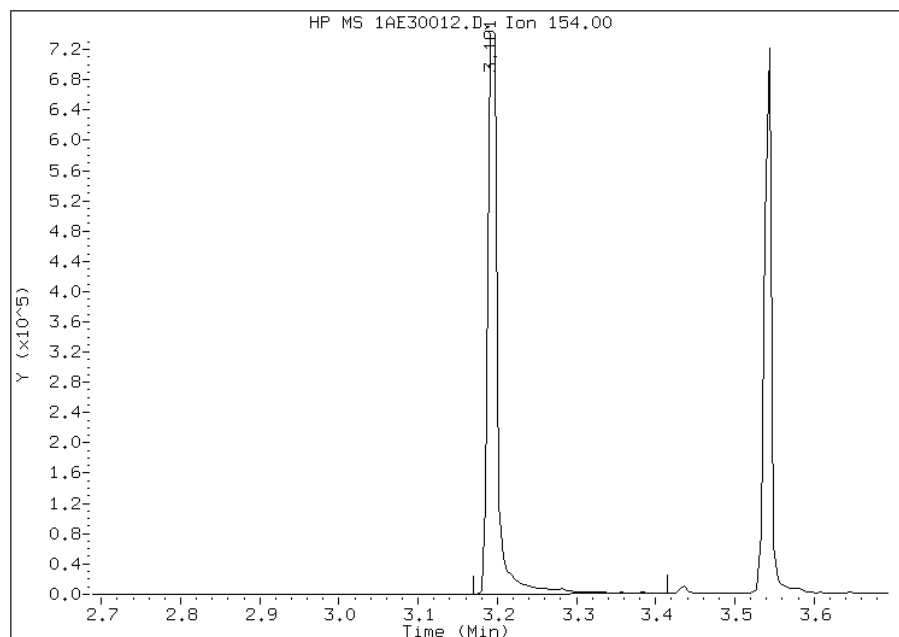
## Processing Integration Results

RT: 3.19  
Response: 563874  
Amount: 50  
Conc: 50



## Manual Integration Results

RT: 3.19  
Response: 630960  
Amount: 51  
Conc: 51



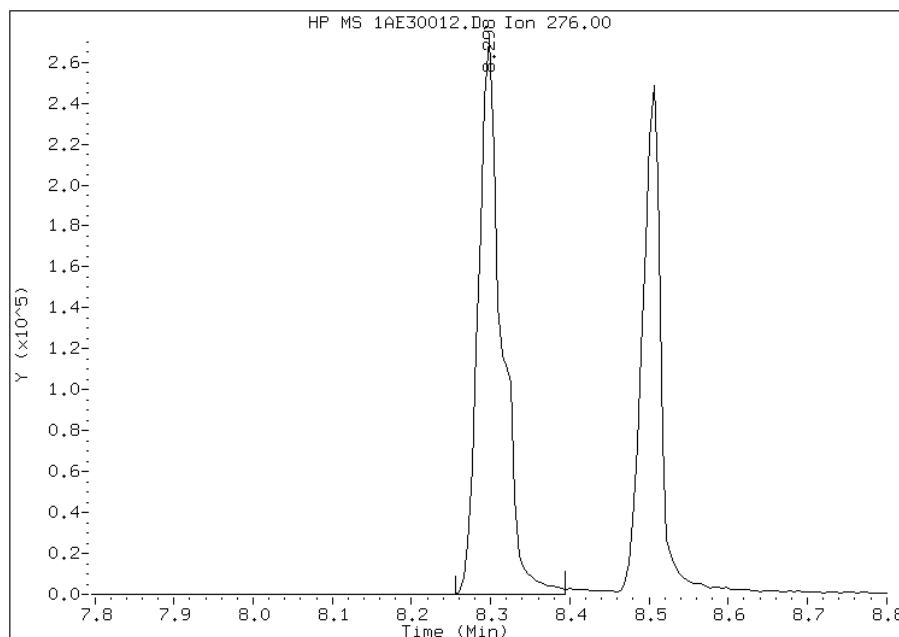
Manually Integrated By: cantins  
Modification Date: 03-Jun-2013 10:18  
Manual Integration Reason: Baseline Event

# Manual Integration Report

Data File: 1AE30012.D  
Inj. Date and Time: 30-MAY-2013 16:38  
Instrument ID: BSMA5973.i  
Client ID:  
Compound: 25 Indeno(1,2,3-cd)pyrene  
CAS #: 193-39-5  
Report Date: 06/03/2013

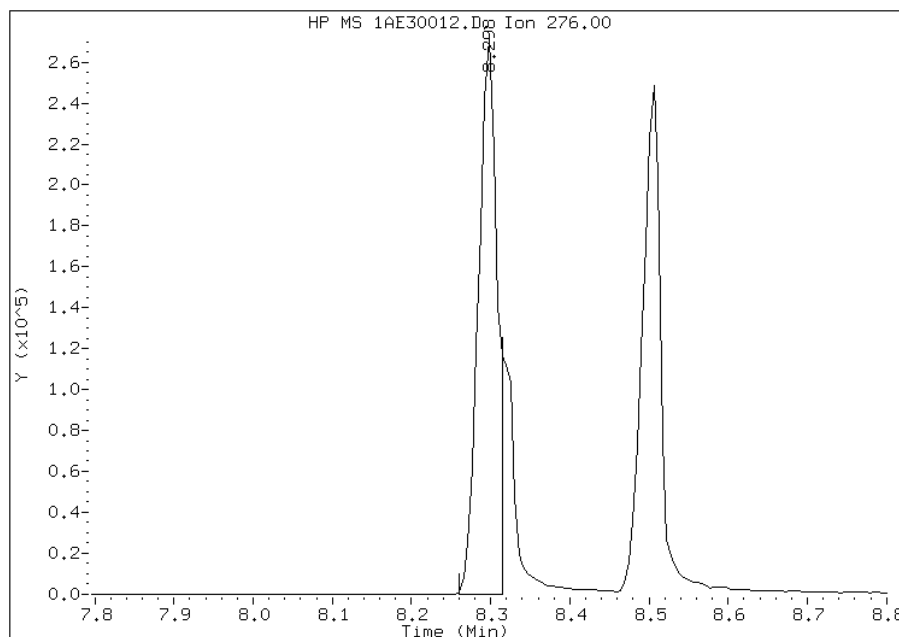
## Processing Integration Results

RT: 8.30  
Response: 555117  
Amount: 55  
Conc: 55



## Manual Integration Results

RT: 8.30  
Response: 443933  
Amount: 70  
Conc: 70



Manually Integrated By: perrint  
Modification Date: 31-May-2013 13:41  
Manual Integration Reason: Split Peak

FORM VI  
GC/MS SEMI VOA INITIAL CALIBRATION DATA  
INTERNAL STANDARD CURVE EVALUATION

Lab Name: TestAmerica Tampa Job No.: 680-90622-1 Analy Batch No.: 137704

SDG No.: 68090622-1

Instrument ID: BSMC5973 GC Column: DB-5MS ID: 250 (um) Heated Purge: (Y/N) N

Calibration Start Date: 05/22/2013 16:16 Calibration End Date: 05/22/2013 18:05 Calibration ID: 2979

Calibration Files:

LEVEL:	LAB SAMPLE ID:	LAB FILE ID:
Level 1	IC 660-137704/15	1CE22014.D
Level 2	IC 660-137704/16	1CE22015.D
Level 3	IC 660-137704/17	1CE22016.D
Level 4	IC 660-137704/18	1CE22017.D
Level 5	ICIS 660-137704/19	1CE22018.D
Level 6	IC 660-137704/20	1CE22019.D
Level 7	IC 660-137704/21	1CE22020.D

ANALYTE	RRF					CURVE TYPE	COEFFICIENT			#	MIN RRF	%RSD	#	MAX %RSD	R^2 OR COD	#	MIN R^2 OR COD
	LVL 1	LVL 2	LVL 3	LVL 4	LVL 5		B	M1	M2								
	LVL 6	LVL 7															
Naphthalene	0.9182 0.9509	0.9422 1.0286	1.0667	0.9369	0.9568	Ave	1.1288			0.0000	5.6		15.0				
2-Methylnaphthalene	0.6242 0.6258	0.5686 0.6710	0.6225	0.6315	0.6391	Ave	0.6261			0.0000	4.9		15.0				
1-Methylnaphthalene	0.7438 0.6277	0.4975 0.6372	0.5963	0.6068	0.6028	Ave	0.6160			0.0000	11.8		15.0				
Acenaphthylene	1.2563 1.6292	1.4148 1.6925	1.5322	1.5773	1.6316	Ave	1.5334			0.0000	9.9		15.0				
Acenaphthene	0.7430 0.9987	0.8575 1.0497	1.0996	0.9725	1.0102	Ave	0.9616			0.0000	12.7		15.0				
Fluorene	0.9904 1.3220	1.0977 1.3921	1.2331	1.2548	1.2987	Ave	1.2270			0.0000	11.3		15.0				
Phenanthrene	1.4131 1.1675	1.0733 1.2047	1.2101	1.0895	1.1143	Ave	1.1818			0.0000	9.8		15.0				
Anthracene	0.8123 1.1883	1.1171 1.2099	1.1168	1.0984	1.1211	Ave	1.0948			0.0000	12.0		15.0				
Carbazole	0.5620 1.0325	0.8246 1.0391	0.9715	0.9591	0.9767	None	0.0029	1.0226						0.9991			
Fluoranthene	1.0490 1.3113	1.0871 1.3420	1.2157	1.1933	1.2571	Ave	1.2079			0.0000	9.0		15.0				
Pyrene	1.0885 1.1391	0.9218 1.1459	1.0775	1.0624	1.1258	Ave	1.0801			0.0000	7.1		15.0				
Benzo[a]anthracene	1.3846 1.1143	0.9995 1.1132	1.0089	1.0134	1.0870	Ave	1.1030			0.0000	12.1		15.0				
Chrysene	0.9124 1.1117	1.1529 1.1361	1.2178	1.1306	1.1120	Ave	1.1105			0.0000	8.5		15.0				
Benzo[b]fluoranthene	0.9101 1.0977	0.8395 1.1170	0.9076	0.9393	1.0683	Ave	0.9828			0.0000	11.1		15.0				

Note: The m1 coefficient is the same as Ave RRF for an Ave curve type.

FORM VI  
GC/MS SEMI VOA INITIAL CALIBRATION DATA  
INTERNAL STANDARD CURVE EVALUATION

Lab Name: TestAmerica Tampa Job No.: 680-90622-1 Analy Batch No.: 137704

SDG No.: 68090622-1

Instrument ID: BSMC5973 GC Column: DB-5MS ID: 250 (um) Heated Purge: (Y/N) N

Calibration Start Date: 05/22/2013 16:16 Calibration End Date: 05/22/2013 18:05 Calibration ID: 2979

ANALYTE	RRF					CURVE TYPE	COEFFICIENT			#	MIN RRF	%RSD	#	MAX %RSD	R^2 OR COD	#	MIN R^2 OR COD
	LVL 1	LVL 2	LVL 3	LVL 4	LVL 5		B	M1	M2								
	LVL 6	LVL 7															
Benzo[k]fluoranthene	0.9706 1.1302	0.9697 1.2215	1.1208	1.1676	1.1031	Ave		1.0977			0.0000	8.7	15.0				
Benzo[a]pyrene	0.5319 1.0385	0.7463 1.1113	0.9316	0.9755	1.0099	Lin2	0.0025	1.0051						0.9923			
Indeno[1,2,3-cd]pyrene	0.5693 1.0544	0.7359 1.1402	0.8970	0.9571	0.9660	None	0.0040	1.0698						0.9942			
Dibenz(a,h)anthracene	0.7117 0.9449	0.7154 0.9858	0.8240	0.8860	0.9085	Ave		0.8538			0.0000	12.6	15.0				
Benzo[g,h,i]perylene	0.8170 0.9805	0.7856 1.0513	0.9373	0.9390	0.9942	Ave		0.9293			0.0000	10.3	15.0				
o-Terphenyl	0.5070 0.6731	0.6108 0.6782	0.6532	0.6025	0.6369	Ave		0.6231			0.0000	9.4	15.0				

Note: The m1 coefficient is the same as Ave RRF for an Ave curve type.

FORM VI  
GC/MS SEMI VOA INITIAL CALIBRATION DATA  
INTERNAL STANDARD RESPONSE AND CONCENTRATION

Lab Name: TestAmerica Tampa Job No.: 680-90622-1 Analy Batch No.: 137704

SDG No.: 68090622-1

Instrument ID: BSMC5973 GC Column: DB-5MS ID: 250 (um) Heated Purge: (Y/N) N

Calibration Start Date: 05/22/2013 16:16 Calibration End Date: 05/22/2013 18:05 Calibration ID: 2979

Calibration Files:

LEVEL:	LAB SAMPLE ID:	LAB FILE ID:
Level 1	IC 660-137704/15	1CE22014.D
Level 2	IC 660-137704/16	1CE22015.D
Level 3	IC 660-137704/17	1CE22016.D
Level 4	IC 660-137704/18	1CE22017.D
Level 5	ICIS 660-137704/19	1CE22018.D
Level 6	IC 660-137704/20	1CE22019.D
Level 7	IC 660-137704/21	1CE22020.D

ANALYTE	IS REF	CURVE TYPE	RESPONSE					CONCENTRATION (UG/ML)				
			LVL 1 LVL 6	LVL 2 LVL 7	LVL 3	LVL 4	LVL 5	LVL 1 LVL 6	LVL 2 LVL 7	LVL 3	LVL 4	LVL 5
Naphthalene	NPT	Ave	10788 1475133	43167 2829693	277572	502511	1290268	0.200 30.0	1.00 50.0	5.00	10.0	20.0
2-Methylnaphthalene	NPT	Ave	7334 970702	26053 1846051	161984	338697	861867	0.200 30.0	1.00 50.0	5.00	10.0	20.0
1-Methylnaphthalene	NPT	Ave	8739 973704	22793 1753070	155163	325468	812801	0.200 30.0	1.00 50.0	5.00	10.0	20.0
Acenaphthylene	ANT	Ave	10091 1744024	43693 3262336	272410	595358	1503680	0.200 30.0	1.00 50.0	5.00	10.0	20.0
Acenaphthene	ANT	Ave	5968 1069111	26483 2023281	195498	367076	930965	0.200 30.0	1.00 50.0	5.00	10.0	20.0
Fluorene	ANT	Ave	7955 1415229	33899 2683311	219224	473626	1196881	0.200 30.0	1.00 50.0	5.00	10.0	20.0
Phenanthrene	PHN	Ave	22296 2310027	62422 4422781	404697	781016	2021508	0.200 30.0	1.00 50.0	5.00	10.0	20.0
Anthracene	PHN	Ave	12816 2351205	64974 4441751	373497	787403	2033868	0.200 30.0	1.00 50.0	5.00	10.0	20.0
Carbazole	PHN	None	8868 2042937	47959 3814591	324904	687573	1771988	0.200 30.0	1.00 50.0	5.00	10.0	20.0
Fluoranthene	PHN	Ave	16551 2594572	63229 4926903	406556	855481	2280567	0.200 30.0	1.00 50.0	5.00	10.0	20.0
Pyrene	CRY	Ave	20607 2821005	64768 5350270	445351	946073	2585241	0.200 30.0	1.00 50.0	5.00	10.0	20.0
Benzo[a]anthracene	CRY	Ave	26214 2759615	70230 5197458	417004	902407	2496189	0.200 30.0	1.00 50.0	5.00	10.0	20.0
Chrysene	CRY	Ave	17274 2753228	81010 5304178	503367	1006797	2553612	0.200 30.0	1.00 50.0	5.00	10.0	20.0
Benzo[b]fluoranthene	PRY	Ave	17929 2780406	62459 5119876	393956	813573	2511123	0.200 30.0	1.00 50.0	5.00	10.0	20.0
Benzo[k]fluoranthene	PRY	Ave	19122 2862522	72150 5598875	486517	1011311	2593145	0.200 30.0	1.00 50.0	5.00	10.0	20.0

FORM VI  
GC/MS SEMI VOA INITIAL CALIBRATION DATA  
INTERNAL STANDARD RESPONSE AND CONCENTRATION

Lab Name: TestAmerica Tampa Job No.: 680-90622-1 Analy Batch No.: 137704

SDG No.: 68090622-1

Instrument ID: BSMC5973 GC Column: DB-5MS ID: 250 (um) Heated Purge: (Y/N) N

Calibration Start Date: 05/22/2013 16:16 Calibration End Date: 05/22/2013 18:05 Calibration ID: 2979

ANALYTE	IS REF	CURVE TYPE	RESPONSE					CONCENTRATION (UG/ML)				
			LVL 1	LVL 2	LVL 3	LVL 4	LVL 5	LVL 1	LVL 2	LVL 3	LVL 4	LVL 5
			LVL 6	LVL 7				LVL 6	LVL 7			
Benzo[a]pyrene	PRY	Lin2	10479 2630366	55523 5093564	404398	844912	2373859	0.200 30.0	1.00 50.0	5.00	10.0	20.0
Indeno[1,2,3-cd]pyrene	PRY	None	11215 2670728	54750 5226444	389350	828947	2270654	0.200 30.0	1.00 50.0	5.00	10.0	20.0
Dibenz(a,h)anthracene	PRY	Ave	14021 2393229	53230 4518350	357696	767380	2135605	0.200 30.0	1.00 50.0	5.00	10.0	20.0
Benzo[g,h,i]perylene	PRY	Ave	16095 2483401	58451 4818870	406852	813279	2336946	0.200 30.0	1.00 50.0	5.00	10.0	20.0
o-Terphenyl	PHN	Ave	7999 1331814	35524 2489982	218457	431889	1155503	0.200 30.0	1.00 50.0	5.00	10.0	20.0

Curve Type Legend:

Ave = Average ISTD  
Lin2 = Linear 1/conc^2 ISTD  
None = No Calib Curve

TestAmerica Laboratories

Semivolatile 8270C low level PAH

Data file : \\tam-chemsvr\chem\SM\BSMC5973.i\1C052213.b\1CE22014.D  
 Lab Smp Id: IC-1531396  
 Inj Date : 22-MAY-2013 16:16  
 Operator : SCC  
 Smp Info : IC-1531396  
 Misc Info :  
 Comment :  
 Method : \\tam-chemsvr\chem\SM\BSMC5973.i\1C052213.b\a-bFASTPAHi-m.m  
 Meth Date : 23-May-2013 10:10 BSMC5973.i Quant Type: ISTD  
 Cal Date : 22-MAY-2013 18:05 Cal File: 1CE22020.D  
 Als bottle: 14 Calibration Sample, Level: 1  
 Dil Factor: 1.00000  
 Integrator: HP RTE Compound Sublist: pah.sub  
 Target Version: 4.14  
 Processing Host: TAM1000

Compounds	QUANT SIG	MASS	RT	EXP RT	REL RT	RESPONSE	AMOUNTS	
							CAL-AMT (ug/ml)	ON-COL (ug/ml)
* 1 Naphthalene-d8	=====	136	4.057	4.057	(1.000)	2349852	40.0000	
* 6 Acenaphthene-d10	=====	164	5.145	5.145	(1.000)	1606435	40.0000	
* 10 Phenanthrene-d10	=====	188	6.115	6.115	(1.000)	3155669	40.0000	
\$ 14 o-Terphenyl	=====	230	6.362	6.362	(1.040)	7999	0.20000	0.1627
* 18 Chrysene-d12	=====	240	8.074	8.074	(1.000)	3786414	40.0000	
* 23 Perylene-d12	=====	264	9.421	9.421	(1.000)	3940046	40.0000	
2 Naphthalene	=====	128	4.068	4.068	(1.003)	10788	0.20000	-0.0958(aQ)
3 2-Methylnaphthalene	=====	142	4.492	4.492	(1.107)	7334	0.20000	0.1000
4 1-Methylnaphthalene	=====	142	4.557	4.557	(1.123)	8739	0.20000	0.3297
5 Acenaphthylene	=====	152	5.057	5.057	(0.983)	10091	0.20000	0.2511
7 Acenaphthene	=====	154	5.168	5.168	(1.005)	5968	0.20000	0.4480(Q)
9 Fluorene	=====	166	5.492	5.492	(1.067)	7955	0.20000	0.7701
11 Phenanthrene	=====	178	6.127	6.127	(1.002)	22296	0.20000	0.2391
12 Anthracene	=====	178	6.168	6.168	(1.009)	12816	0.20000	0.6465
13 Carbazole	=====	167	6.268	6.268	(1.025)	8868	0.20000	0.1236
15 Fluoranthene	=====	202	6.980	6.980	(1.141)	16551	0.20000	0.7298
16 Pyrene	=====	202	7.151	7.151	(0.886)	20607	0.20000	0.2015
17 Benzo(a)anthracene	=====	228	8.068	8.068	(0.999)	26214	0.20000	0.4841
19 Chrysene	=====	228	8.098	8.098	(1.003)	17274	0.20000	0.1643
20 Benzo(b)fluoranthene	=====	252	9.009	9.009	(0.956)	17929	0.20000	0.1852
21 Benzo(k)fluoranthene	=====	252	9.039	9.039	(0.959)	19122	0.20000	0.1768
22 Benzo(a)pyrene	=====	252	9.350	9.350	(0.993)	10479	0.20000	0.9543
24 Indeno(1,2,3-cd)pyrene	=====	276	10.803	10.803	(1.147)	11215	0.20000	1.2876(M)
25 Dibenzo(a,h)anthracene	=====	278	10.821	10.821	(1.149)	14021	0.20000	0.1667(M)
26 Benzo(g,h,i)perylene	=====	276	11.221	11.221	(1.191)	16095	0.20000	0.1758(M)

QC Flag Legend

- a - Target compound detected but, quantitated amount Below Limit Of Quantitation(BLOQ).
- Q - Qualifier signal failed the ratio test.
- M - Compound response manually integrated.

Data File: 1CE22014.D

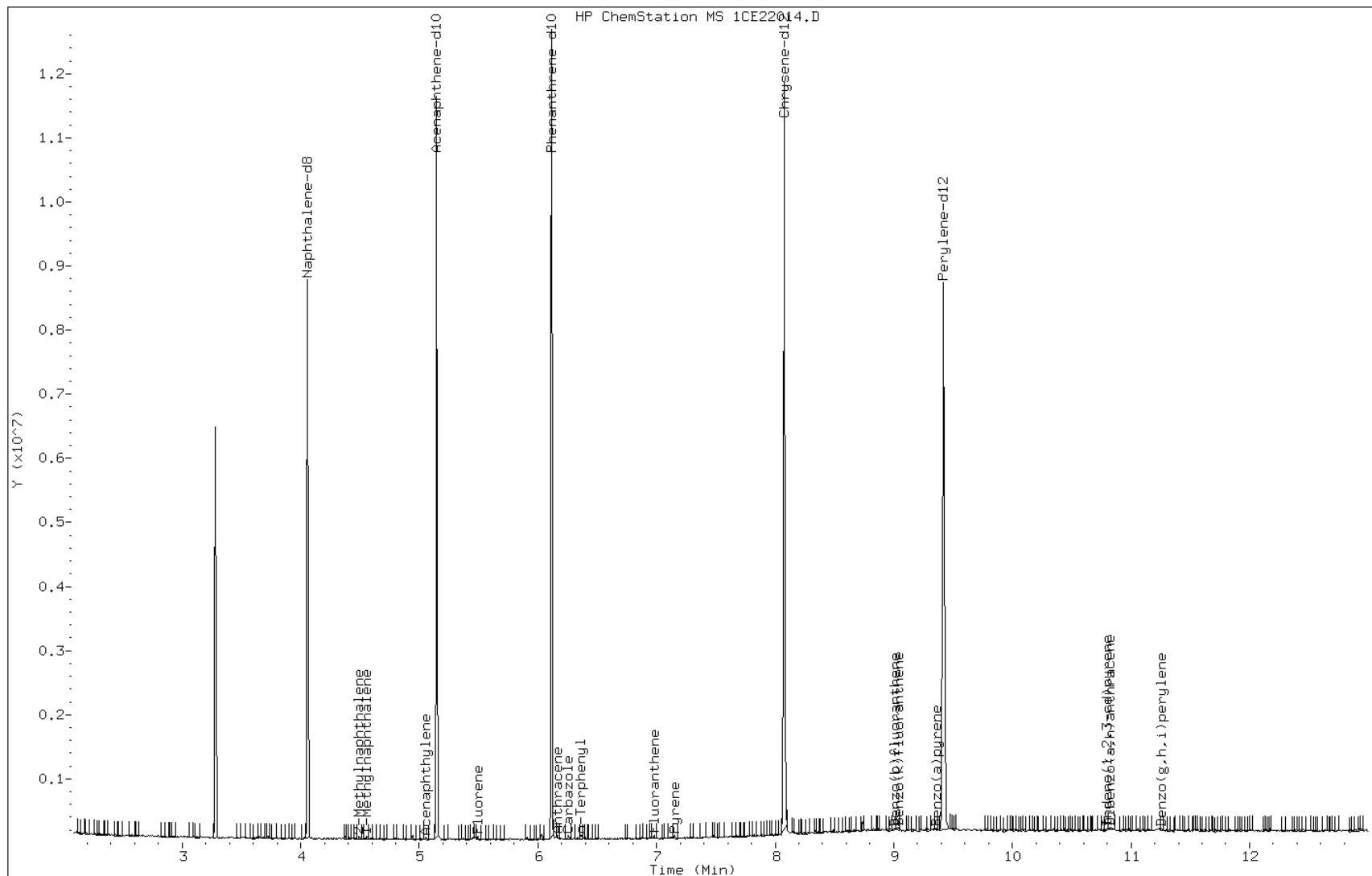
Date: 22-MAY-2013 16:16

Client ID:

Instrument: BSMC5973.i

Sample Info: IC-1531396

Operator: SCC



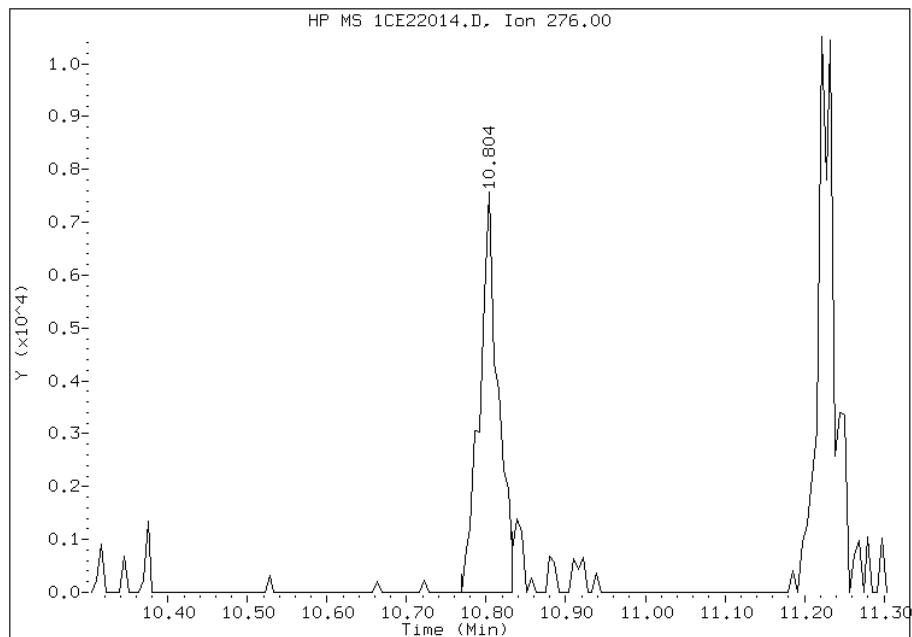


# Manual Integration Report

Data File: 1CE22014.D  
Inj. Date and Time: 22-MAY-2013 16:16  
Instrument ID: BSMC5973.i  
Client ID:  
Compound: 24 Indeno(1,2,3-cd)pyrene  
CAS #: 193-39-5  
Report Date: 05/23/2013

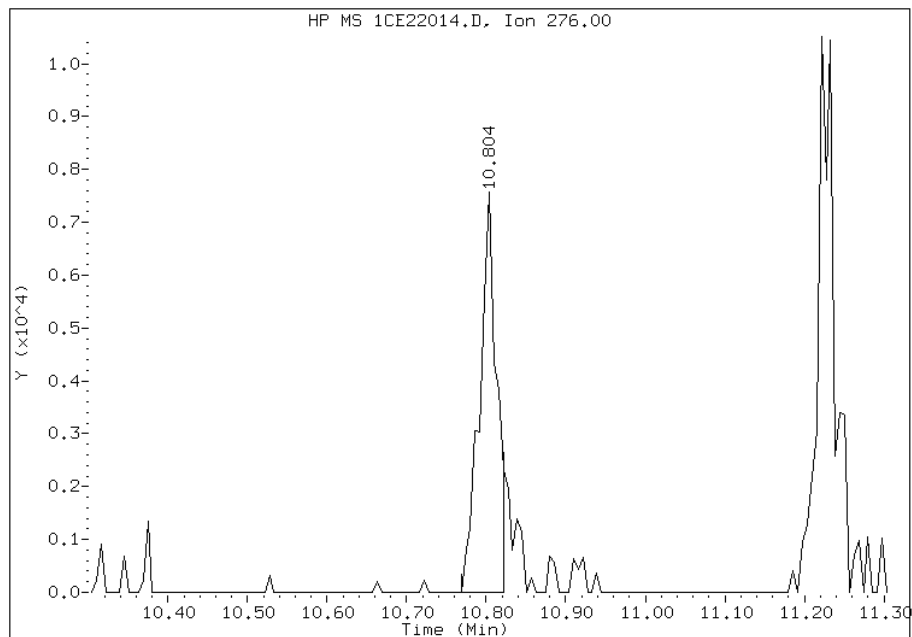
## Processing Integration Results

RT: 10.80  
Response: 12188  
Amount: 1  
Conc: 1



## Manual Integration Results

RT: 10.80  
Response: 11215  
Amount: 1  
Conc: 1



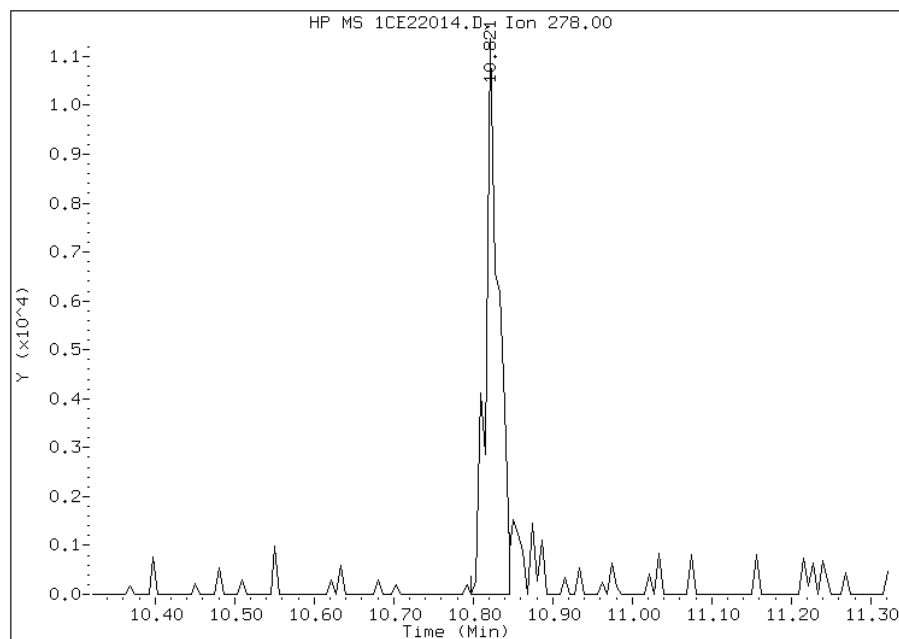
Manually Integrated By: cantins  
Modification Date: 23-May-2013 09:51  
Manual Integration Reason: Split Peak

# Manual Integration Report

Data File: 1CE22014.D  
Inj. Date and Time: 22-MAY-2013 16:16  
Instrument ID: BSMC5973.i  
Client ID:  
Compound: 25 Dibenzo(a,h)anthracene  
CAS #: 53-70-3  
Report Date: 05/23/2013

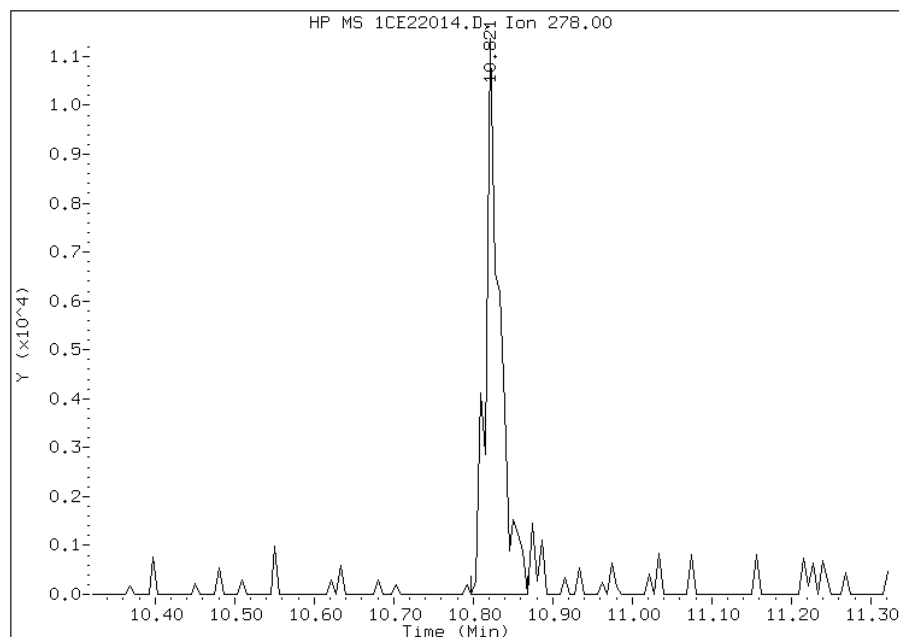
## Processing Integration Results

RT: 10.82  
Response: 12738  
Amount: 0  
Conc: 0



## Manual Integration Results

RT: 10.82  
Response: 14021  
Amount: 0  
Conc: 0



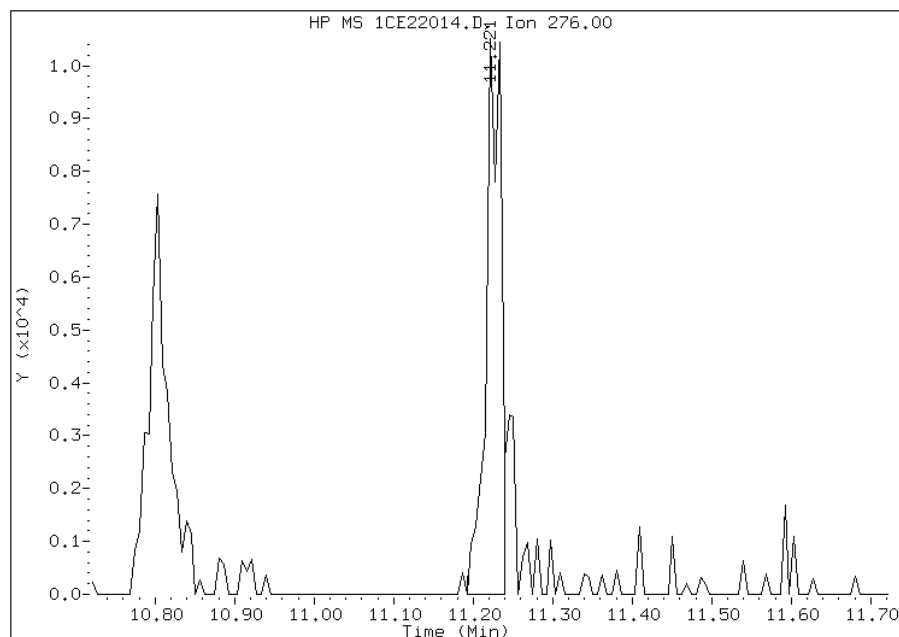
Manually Integrated By: cantins  
Modification Date: 23-May-2013 09:49  
Manual Integration Reason: Baseline Event

# Manual Integration Report

Data File: 1CE22014.D  
Inj. Date and Time: 22-MAY-2013 16:16  
Instrument ID: BSMC5973.i  
Client ID:  
Compound: 26 Benzo(g,h,i)perylene  
CAS #: 191-24-2  
Report Date: 05/23/2013

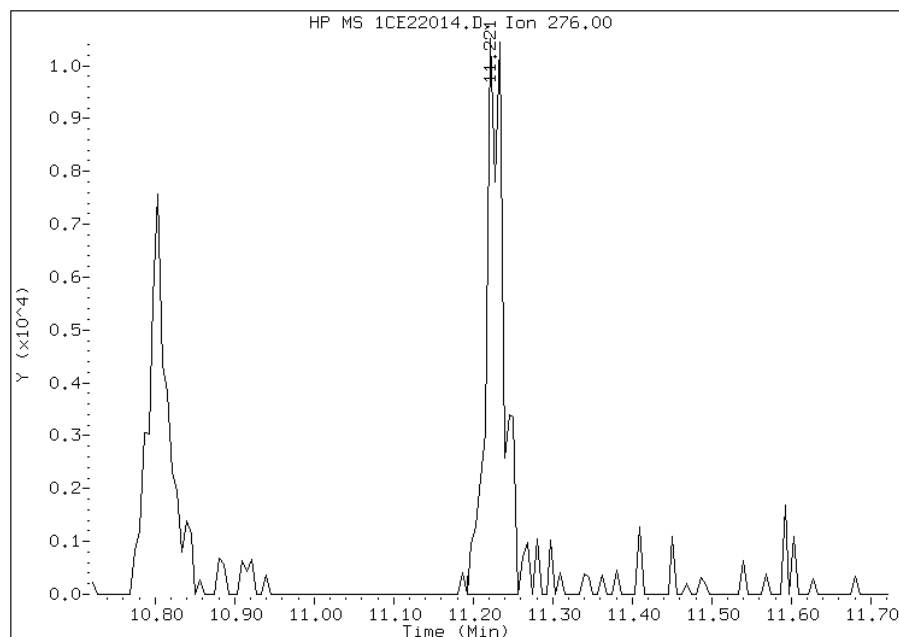
## Processing Integration Results

RT: 11.22  
Response: 13709  
Amount: 0  
Conc: 0



## Manual Integration Results

RT: 11.22  
Response: 16095  
Amount: 0  
Conc: 0



Manually Integrated By: cantins  
Modification Date: 23-May-2013 09:49  
Manual Integration Reason: Baseline Event

TestAmerica Laboratories

Semivolatile 8270C low level PAH

Data file : \\tam-chemsvr\chem\SM\BSMC5973.i\1C052213.b\1CE22015.D  
 Lab Smp Id: IC-1531398  
 Inj Date : 22-MAY-2013 16:34  
 Operator : SCC  
 Smp Info : IC-1531398  
 Misc Info :  
 Comment :  
 Method : \\tam-chemsvr\chem\SM\BSMC5973.i\1C052213.b\a-bFASTPAHi-m.m  
 Meth Date : 23-May-2013 10:10 BSMC5973.i Quant Type: ISTD  
 Cal Date : 22-MAY-2013 16:16 Cal File: 1CE22014.D  
 Als bottle: 15 Calibration Sample, Level: 2  
 Dil Factor: 1.00000  
 Integrator: HP RTE Compound Sublist: pah.sub  
 Target Version: 4.14  
 Processing Host: TAM1000

Compounds	QUANT SIG					AMOUNTS	
	MASS	RT	EXP RT	REL RT	RESPONSE	CAL-AMT (ug/ml)	ON-COL (ug/ml)
* 1 Naphthalene-d8	136	4.057	4.057	(1.000)	1832664	40.0000	
* 6 Acenaphthene-d10	164	5.145	5.145	(1.000)	1235302	40.0000	
* 10 Phenanthrene-d10	188	6.115	6.115	(1.000)	2326462	40.0000	
\$ 14 o-Terphenyl	230	6.363	6.363	(1.040)	35524	1.00000	0.9802
* 18 Chrysene-d12	240	8.074	8.074	(1.000)	2810637	40.0000	
* 23 Perylene-d12	264	9.415	9.415	(1.000)	2976078	40.0000	
2 Naphthalene	128	4.069	4.069	(1.003)	43167	1.00000	0.7579(Q)
3 2-Methylnaphthalene	142	4.492	4.492	(1.107)	26053	1.00000	0.8408
4 1-Methylnaphthalene	142	4.557	4.557	(1.123)	22793	1.00000	0.9083(Q)
5 Acenaphthylene	152	5.057	5.057	(0.983)	43693	1.00000	0.9876
7 Acenaphthene	154	5.163	5.163	(1.003)	26483	1.00000	1.1282(Q)
9 Fluorene	166	5.492	5.492	(1.067)	33899	1.00000	1.4179
11 Phenanthrene	178	6.127	6.127	(1.002)	62422	1.00000	0.9081
12 Anthracene	178	6.163	6.163	(1.008)	64974	1.00000	1.4346
13 Carbazole	167	6.268	6.268	(1.025)	47959	1.00000	0.9067
15 Fluoranthene	202	6.980	6.980	(1.141)	63229	1.00000	1.3820
16 Pyrene	202	7.151	7.151	(0.886)	64768	1.00000	0.8533
17 Benzo(a)anthracene	228	8.068	8.068	(0.999)	70230	1.00000	1.1468
19 Chrysene	228	8.098	8.098	(1.003)	81010	1.00000	1.0381
20 Benzo(b)fluoranthene	252	9.009	9.009	(0.957)	62459	1.00000	0.8541
21 Benzo(k)fluoranthene	252	9.039	9.039	(0.960)	72150	1.00000	0.8834
22 Benzo(a)pyrene	252	9.351	9.351	(0.993)	55523	1.00000	1.5314
24 Indeno(1,2,3-cd)pyrene	276	10.798	10.798	(1.147)	54750	1.00000	1.8337(M)
25 Dibenzo(a,h)anthracene	278	10.827	10.827	(1.150)	53230	1.00000	0.8379(M)
26 Benzo(g,h,i)perylene	276	11.227	11.227	(1.192)	58451	1.00000	0.8454

QC Flag Legend

Q - Qualifier signal failed the ratio test.  
 M - Compound response manually integrated.

Data File: 1CE22015.D

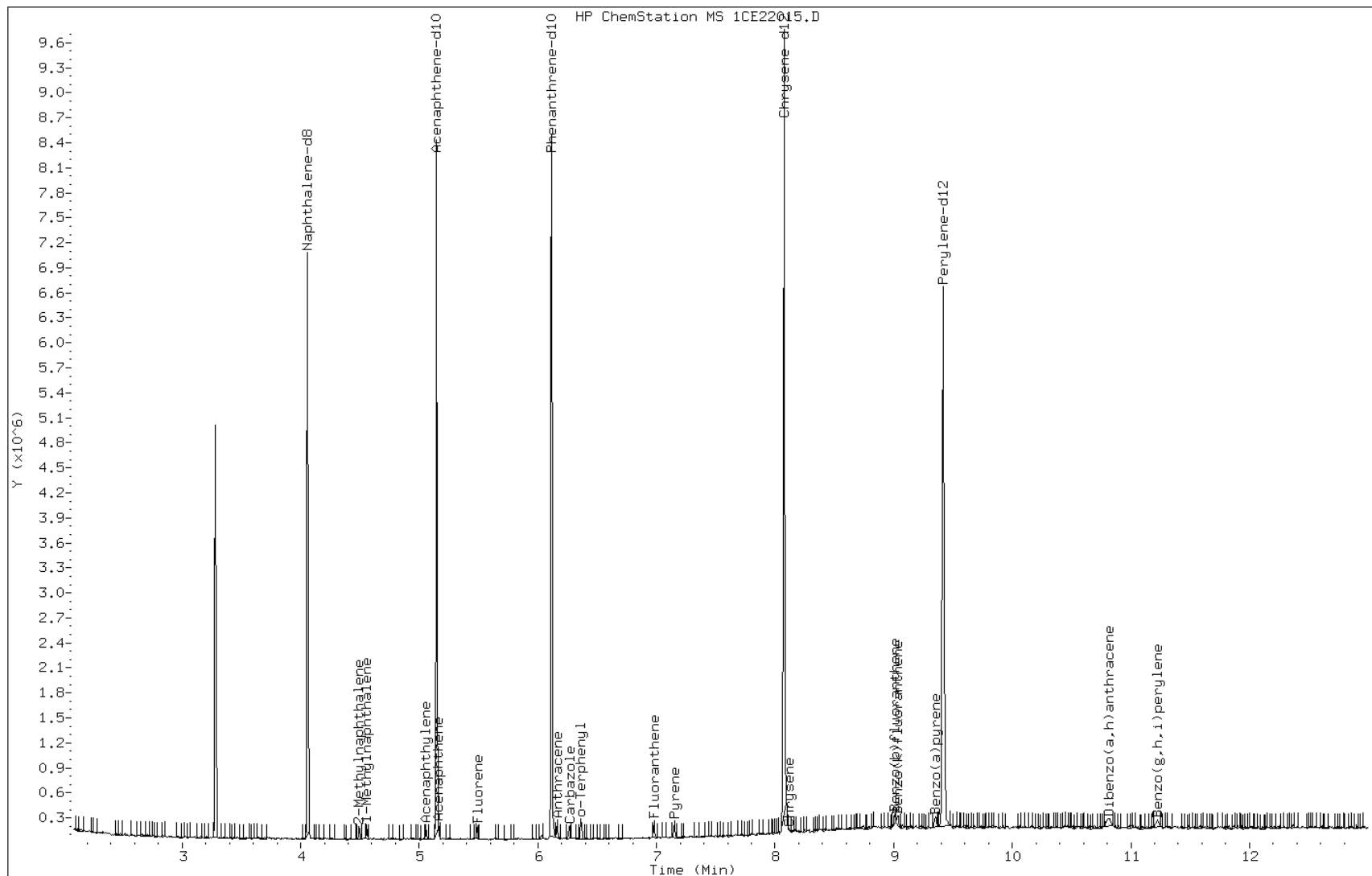
Date: 22-MAY-2013 16:34

Client ID:

Instrument: BSMC5973.i

Sample Info: IC-1531398

Operator: SCC

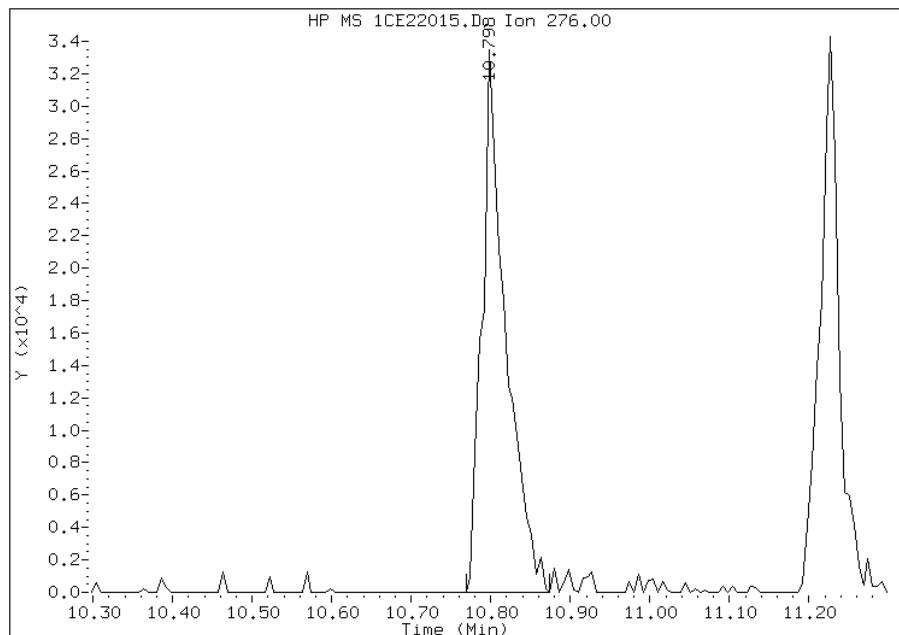


# Manual Integration Report

Data File: 1CE22015.D  
Inj. Date and Time: 22-MAY-2013 16:34  
Instrument ID: BSMC5973.i  
Client ID:  
Compound: 24 Indeno(1,2,3-cd)pyrene  
CAS #: 193-39-5  
Report Date: 05/23/2013

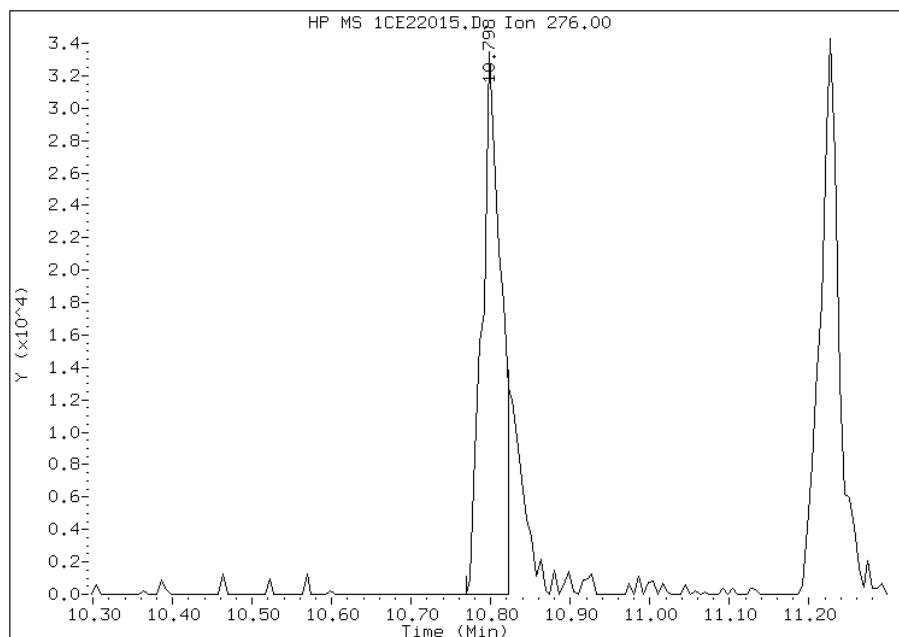
## Processing Integration Results

RT: 10.80  
Response: 69013  
Amount: 1  
Conc: 1



## Manual Integration Results

RT: 10.80  
Response: 54750  
Amount: 2  
Conc: 2



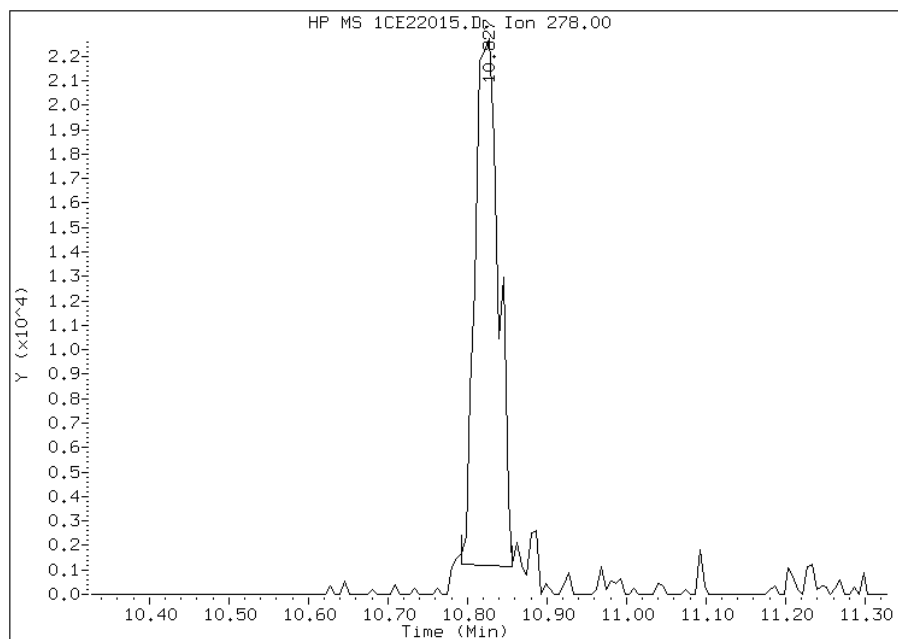
Manually Integrated By: cantins  
Modification Date: 23-May-2013 10:06  
Manual Integration Reason: Split Peak

# Manual Integration Report

Data File: 1CE22015.D  
Inj. Date and Time: 22-MAY-2013 16:34  
Instrument ID: BSMC5973.i  
Client ID:  
Compound: 25 Dibenzo(a,h)anthracene  
CAS #: 53-70-3  
Report Date: 05/23/2013

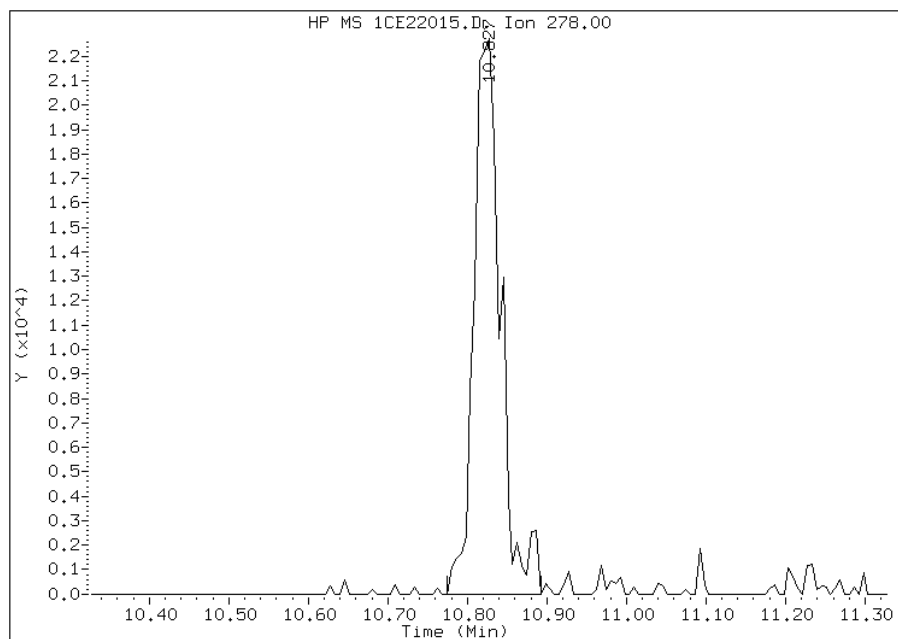
## Processing Integration Results

RT: 10.83  
Response: 43916  
Amount: 1  
Conc: 1



## Manual Integration Results

RT: 10.83  
Response: 53230  
Amount: 1  
Conc: 1



Manually Integrated By: cantins  
Modification Date: 23-May-2013 10:05  
Manual Integration Reason: Baseline Event

TestAmerica Laboratories

Semivolatiles 8270C low level PAH

Data file : \\tam-chemsrv\chem\SM\BSMC5973.i\1C052213.b\1CE22016.D  
 Lab Smp Id: IC-1531399  
 Inj Date : 22-MAY-2013 16:52  
 Operator : SCC  
 Smp Info : IC-1531399  
 Misc Info :  
 Comment :  
 Method : \\tam-chemsrv\chem\SM\BSMC5973.i\1C052213.b\a-bFASTPAHi-m.m  
 Meth Date : 23-May-2013 10:10 BSMC5973.i Quant Type: ISTD  
 Cal Date : 22-MAY-2013 16:34 Cal File: 1CE22015.D  
 Als bottle: 16 Calibration Sample, Level: 3  
 Dil Factor: 1.00000  
 Integrator: HP RTE Compound Sublist: pah.sub  
 Target Version: 4.14  
 Processing Host: TAM1000

Compounds	QUANT	SIG	AMOUNTS					
			MASS	RT	EXP RT	REL RT	RESPONSE	CAL-AMT (ug/ml)
* 1 Naphthalene-d8	136		4.057	4.057	(1.000)	2081666	40.0000	
* 6 Acenaphthene-d10	164		5.145	5.145	(1.000)	1422317	40.0000	
* 10 Phenanthrene-d10	188		6.116	6.116	(1.000)	2675415	40.0000	
\$ 14 o-Terphenyl	230		6.363	6.363	(1.040)	218457	5.00000	5.2417
* 18 Chrysene-d12	240		8.074	8.074	(1.000)	3306699	40.0000	
* 23 Perylene-d12	264		9.421	9.421	(1.000)	3472629	40.0000	
2 Naphthalene	128		4.069	4.069	(1.003)	277572	5.00000	5.6353
3 2-Methylnaphthalene	142		4.492	4.492	(1.107)	161984	5.00000	5.0474
4 1-Methylnaphthalene	142		4.557	4.557	(1.123)	155163	5.00000	5.0081
5 Acenaphthylene	152		5.057	5.057	(0.983)	272410	5.00000	4.9174
7 Acenaphthene	154		5.163	5.163	(1.003)	195498	5.00000	5.5806
9 Fluorene	166		5.492	5.492	(1.067)	219224	5.00000	5.0675
11 Phenanthrene	178		6.127	6.127	(1.002)	404697	5.00000	5.1199
12 Anthracene	178		6.163	6.163	(1.008)	373497	5.00000	5.1223
13 Carbazole	167		6.268	6.268	(1.025)	324904	5.00000	5.3417
15 Fluoranthene	202		6.980	6.980	(1.141)	406556	5.00000	5.0929
16 Pyrene	202		7.151	7.151	(0.886)	445351	5.00000	4.9876
17 Benzo(a)anthracene	228		8.068	8.068	(0.999)	417004	5.00000	4.8476
19 Chrysene	228		8.098	8.098	(1.003)	503367	5.00000	5.4831
20 Benzo(b)fluoranthene	252		9.009	9.009	(0.956)	393956	5.00000	4.6173
21 Benzo(k)fluoranthene	252		9.033	9.033	(0.959)	486517	5.00000	5.1054
22 Benzo(a)pyrene	252		9.356	9.356	(0.993)	404398	5.00000	5.0594
24 Indeno(1,2,3-cd)pyrene	276		10.803	10.803	(1.147)	389350	5.00000	5.1255(M)
25 Dibenzo(a,h)anthracene	278		10.827	10.827	(1.149)	357696	5.00000	4.8259
26 Benzo(g,h,i)perylene	276		11.227	11.227	(1.192)	406852	5.00000	5.0431

QC Flag Legend

M - Compound response manually integrated.



Data File: 1CE22016.D

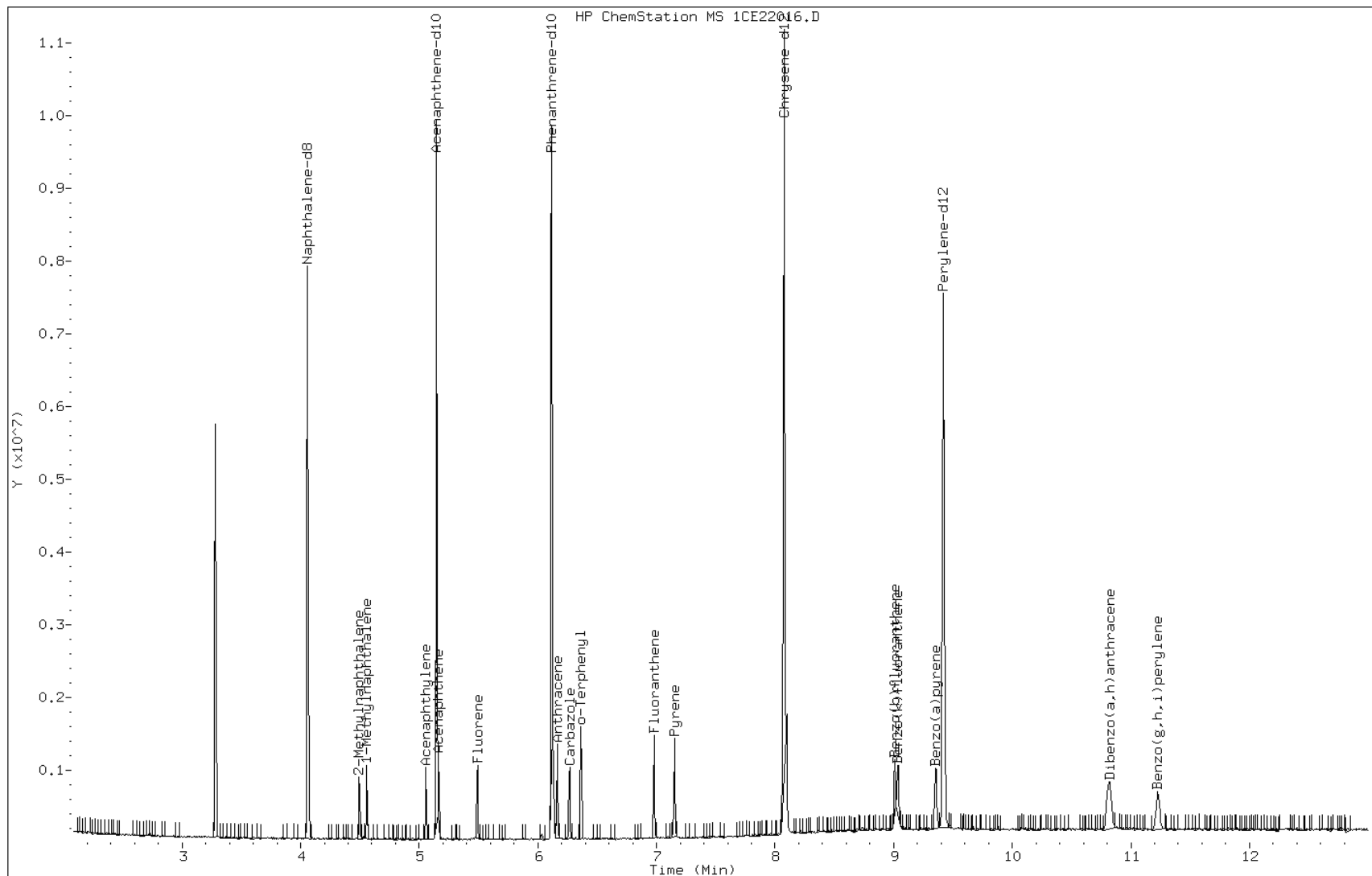
Date: 22-MAY-2013 16:52

Client ID:

Instrument: BSMC5973.i

Sample Info: IC-1531399

Operator: SCC

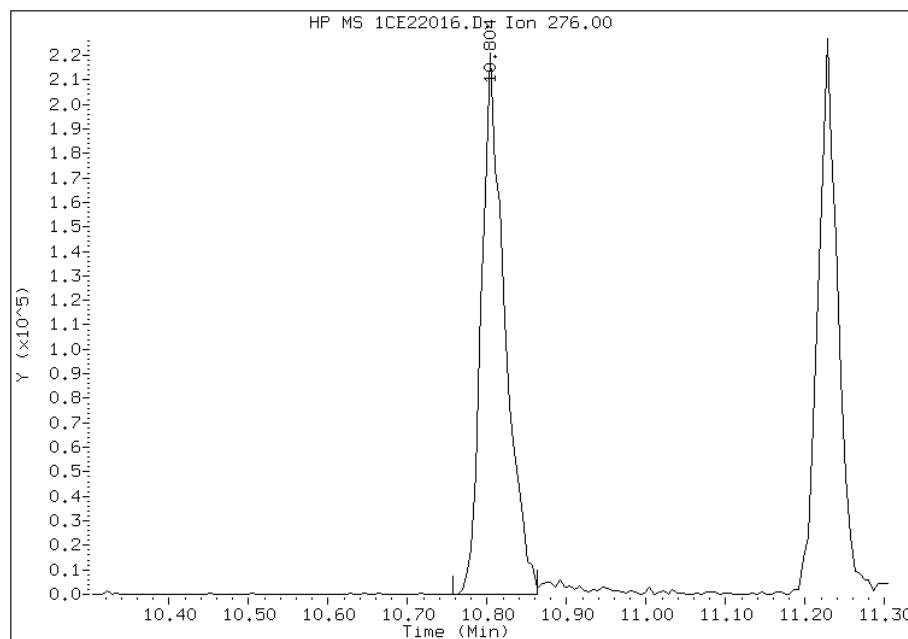


# Manual Integration Report

Data File: 1CE22016.D  
Inj. Date and Time: 22-MAY-2013 16:52  
Instrument ID: BSMC5973.i  
Client ID:  
Compound: 24 Indeno(1,2,3-cd)pyrene  
CAS #: 193-39-5  
Report Date: 05/23/2013

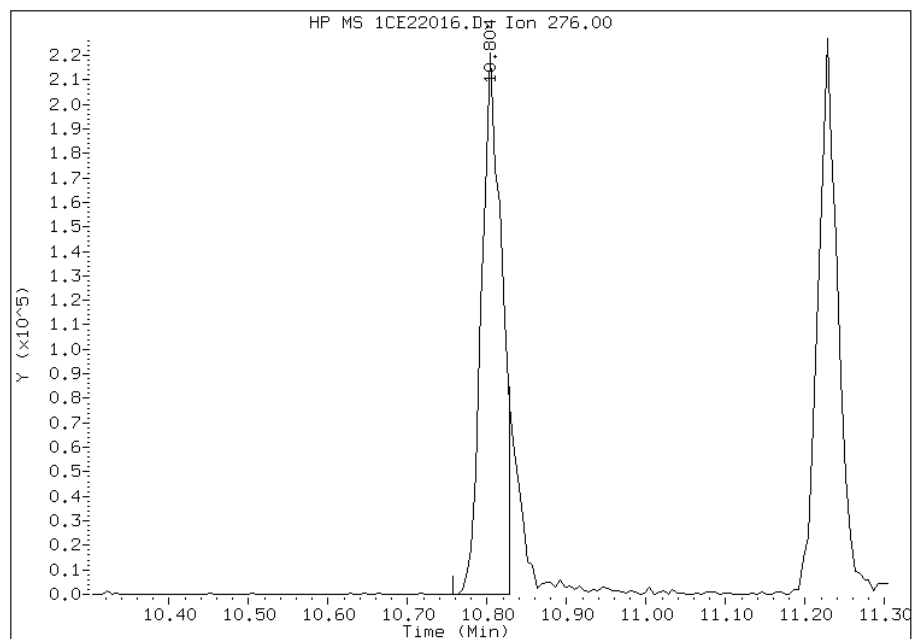
## Processing Integration Results

RT: 10.80  
Response: 449154  
Amount: 5  
Conc: 5



## Manual Integration Results

RT: 10.80  
Response: 389350  
Amount: 5  
Conc: 5



Manually Integrated By: cantins  
Modification Date: 23-May-2013 10:06  
Manual Integration Reason: Split Peak

TestAmerica Laboratories

Semivolatiles 8270C low level PAH

Data file : \\tam-chemsvr\chem\SM\BSMC5973.i\1C052213.b\1CE22017.D  
 Lab Smp Id: IC-1531400  
 Inj Date : 22-MAY-2013 17:10  
 Operator : SCC  
 Smp Info : IC-1531400  
 Misc Info :  
 Comment :  
 Method : \\tam-chemsvr\chem\SM\BSMC5973.i\1C052213.b\a-bFASTPAHi-m.m  
 Meth Date : 23-May-2013 10:10 BSMC5973.i Quant Type: ISTD  
 Cal Date : 22-MAY-2013 16:52 Cal File: 1CE22016.D  
 Als bottle: 17 Calibration Sample, Level: 4  
 Dil Factor: 1.00000  
 Integrator: HP RTE Compound Sublist: pah.sub  
 Target Version: 4.14  
 Processing Host: TAM1000

Compounds	QUANT SIG		AMOUNTS				
	MASS	RT	EXP RT	REL RT	RESPONSE	CAL-AMT (ug/ml)	ON-COL (ug/ml)
* 1 Naphthalene-d8	136	4.057	4.057	(1.000)	2145469	40.0000	
* 6 Acenaphthene-d10	164	5.145	5.145	(1.000)	1509779	40.0000	
* 10 Phenanthrene-d10	188	6.115	6.115	(1.000)	2867550	40.0000	
\$ 14 o-Terphenyl	230	6.362	6.362	(1.040)	431889	10.0000	9.6686
* 18 Chrysene-d12	240	8.074	8.074	(1.000)	3562042	40.0000	
* 23 Perylene-d12	264	9.421	9.421	(1.000)	3464497	40.0000	
2 Naphthalene	128	4.068	4.068	(1.003)	502511	10.0000	10.0185
3 2-Methylnaphthalene	142	4.498	4.498	(1.109)	338697	10.0000	10.2456
4 1-Methylnaphthalene	142	4.557	4.557	(1.123)	325468	10.0000	10.0505
5 Acenaphthylene	152	5.057	5.057	(0.983)	595358	10.0000	9.9610
7 Acenaphthene	154	5.163	5.163	(1.003)	367076	10.0000	9.6366
9 Fluorene	166	5.492	5.492	(1.067)	473626	10.0000	9.6643
11 Phenanthrene	178	6.127	6.127	(1.002)	781016	10.0000	9.2188
12 Anthracene	178	6.162	6.162	(1.008)	787403	10.0000	9.5798
13 Carbazole	167	6.268	6.268	(1.025)	687573	10.0000	10.5470
15 Fluoranthene	202	6.980	6.980	(1.141)	855481	10.0000	9.4459
16 Pyrene	202	7.151	7.151	(0.886)	946073	10.0000	9.8358
17 Benzo(a)anthracene	228	8.068	8.068	(0.999)	902407	10.0000	9.4824
19 Chrysene	228	8.098	8.098	(1.003)	1006797	10.0000	10.1808
20 Benzo(b)fluoranthene	252	9.009	9.009	(0.956)	813573	10.0000	9.5578
21 Benzo(k)fluoranthene	252	9.039	9.039	(0.959)	1011311	10.0000	10.6374
22 Benzo(a)pyrene	252	9.356	9.356	(0.993)	844912	10.0000	9.6562
24 Indeno(1,2,3-cd)pyrene	276	10.803	10.803	(1.147)	828947	10.0000	9.5913(M)
25 Dibenzo(a,h)anthracene	278	10.827	10.827	(1.149)	767380	10.0000	10.3775
26 Benzo(g,h,i)perylene	276	11.233	11.233	(1.192)	813279	10.0000	10.1046

QC Flag Legend

M - Compound response manually integrated.

Data File: 1CE22017.D

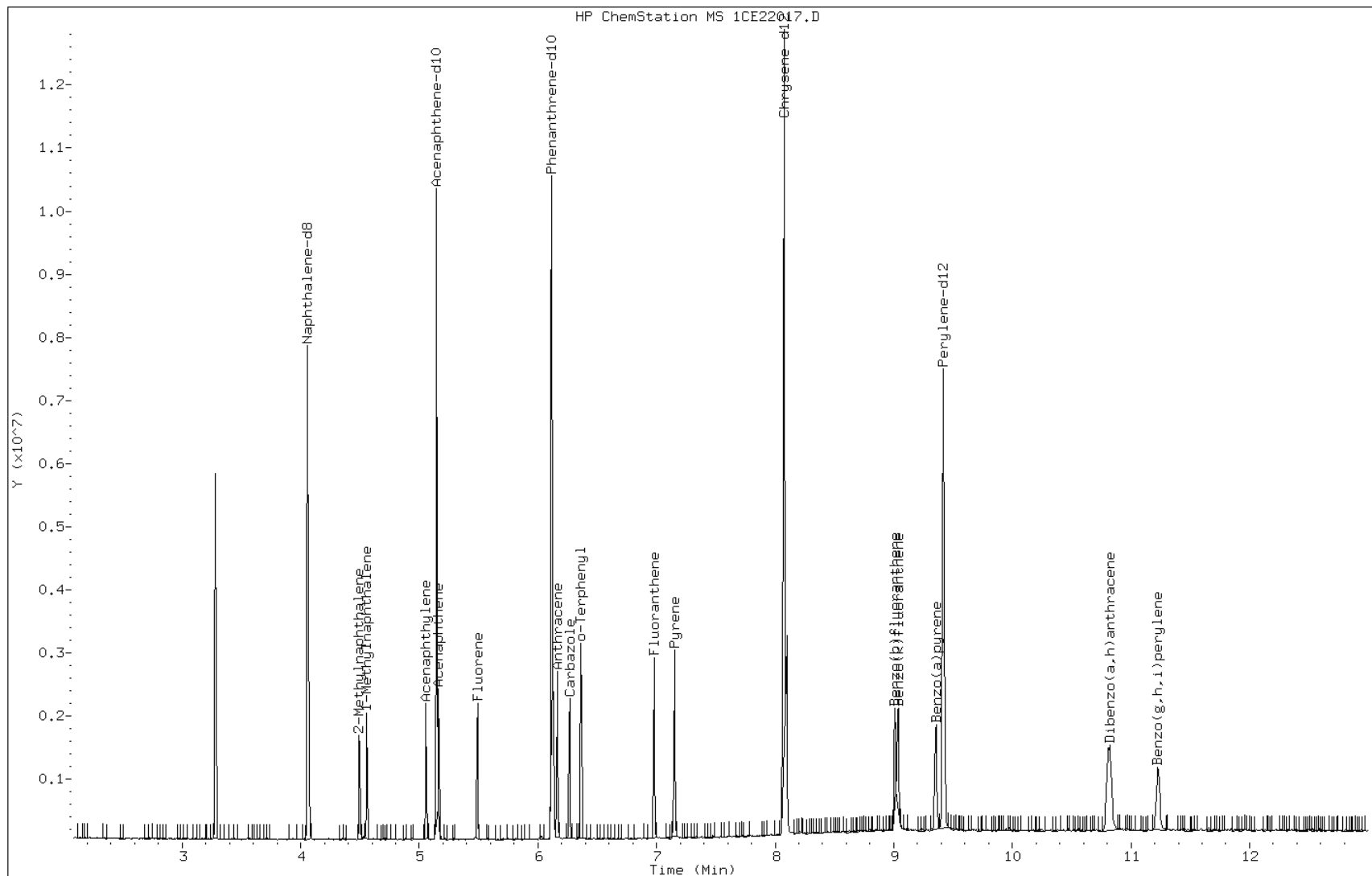
Date: 22-MAY-2013 17:10

Client ID:

Instrument: BSMC5973.i

Sample Info: IC-1531400

Operator: SCC

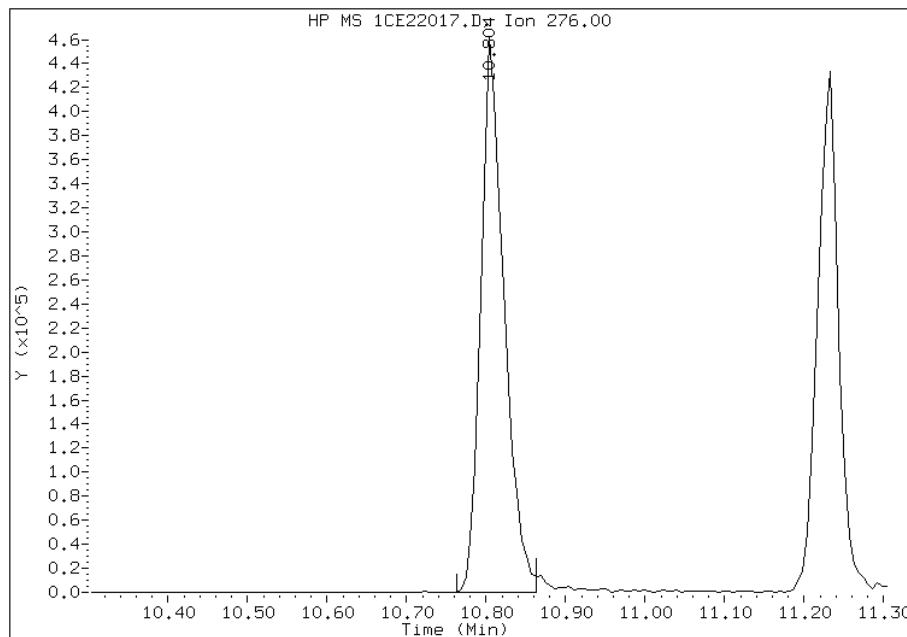


Manual Integration Report

Data File: 1CE22017.D  
Inj. Date and Time: 22-MAY-2013 17:10  
Instrument ID: BSMC5973.i  
Client ID:  
Compound: 24 Indeno(1,2,3-cd)pyrene  
CAS #: 193-39-5  
Report Date: 05/23/2013

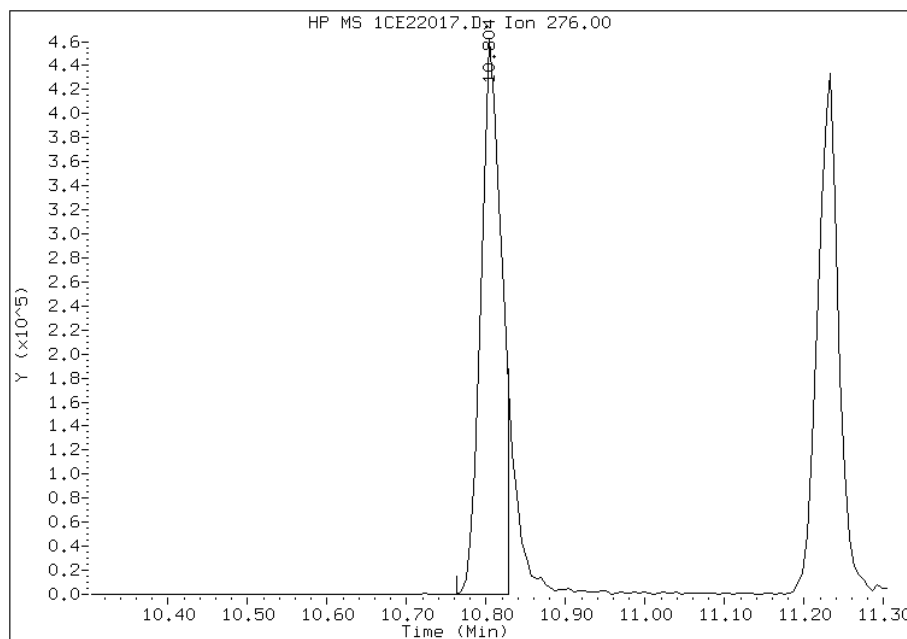
Processing Integration Results

RT: 10.80  
Response: 934640  
Amount: 10  
Conc: 10



Manual Integration Results

RT: 10.80  
Response: 828947  
Amount: 10  
Conc: 10



Manually Integrated By: cantins  
Modification Date: 23-May-2013 10:07  
Manual Integration Reason: Split Peak

TestAmerica Laboratories

Semivolatile 8270C low level PAH

Data file : \\tam-chemsvr\chem\SM\BSMC5973.i\1C052213.b\1CE22018.D  
 Lab Smp Id: ICIS-1531401  
 Inj Date : 22-MAY-2013 17:29  
 Operator : SCC  
 Smp Info : ICIS-1531401  
 Misc Info :  
 Comment :  
 Method : \\tam-chemsvr\chem\SM\BSMC5973.i\1C052213.b\a-bFASTPAHi-m.m  
 Meth Date : 23-May-2013 10:10 BSMC5973.i Quant Type: ISTD  
 Cal Date : 22-MAY-2013 17:10 Cal File: 1CE22017.D  
 Als bottle: 18 Calibration Sample, Level: 5  
 Dil Factor: 1.00000  
 Integrator: HP RTE Compound Sublist: pah.sub  
 Target Version: 4.14  
 Processing Host: TAM1000

Compounds	QUANT SIG	AMOUNTS					
		MASS	RT	EXP RT	REL RT	RESPONSE	CAL-AMT (ug/ml)
* 1 Naphthalene-d8	136	4.057	4.057	(1.000)	2696939	40.0000	
* 6 Acenaphthene-d10	164	5.145	5.145	(1.000)	1843203	40.0000	
* 10 Phenanthrene-d10	188	6.116	6.116	(1.000)	3628372	40.0000	
\$ 14 o-Terphenyl	230	6.363	6.363	(1.040)	1155503	20.0000	20.4438
* 18 Chrysene-d12	240	8.080	8.080	(1.000)	4592658	40.0000	
* 23 Perylene-d12	264	9.421	9.421	(1.000)	4701347	40.0000	
2 Naphthalene	128	4.069	4.069	(1.003)	1290268	20.0000	20.2392
3 2-Methylnaphthalene	142	4.498	4.498	(1.109)	861867	20.0000	20.4173
4 1-Methylnaphthalene	142	4.557	4.557	(1.123)	812801	20.0000	19.6680
5 Acenaphthylene	152	5.057	5.057	(0.983)	1503680	20.0000	20.2242
7 Acenaphthene	154	5.163	5.163	(1.003)	930965	20.0000	19.6899
9 Fluorene	166	5.492	5.492	(1.067)	1196881	20.0000	19.3332
11 Phenanthrene	178	6.133	6.133	(1.003)	2021508	20.0000	18.8578
12 Anthracene	178	6.163	6.163	(1.008)	2033868	20.0000	19.0224
13 Carbazole	167	6.268	6.268	(1.025)	1771988	20.0000	21.4818
15 Fluoranthene	202	6.980	6.980	(1.141)	2280567	20.0000	19.2658
16 Pyrene	202	7.151	7.151	(0.885)	2585241	20.0000	20.8460
17 Benzo(a)anthracene	228	8.068	8.068	(0.999)	2496189	20.0000	19.9640
19 Chrysene	228	8.098	8.098	(1.002)	2553612	20.0000	20.0277
20 Benzo(b)fluoranthene	252	9.009	9.009	(0.956)	2511123	20.0000	21.7394
21 Benzo(k)fluoranthene	252	9.039	9.039	(0.959)	2593145	20.0000	20.1000
22 Benzo(a)pyrene	252	9.357	9.357	(0.993)	2373859	20.0000	19.0736
24 Indeno(1,2,3-cd)pyrene	276	10.809	10.809	(1.147)	2270654	20.0000	18.1509(M)
25 Dibenzo(a,h)anthracene	278	10.827	10.827	(1.149)	2135605	20.0000	21.2824
26 Benzo(g,h,i)perylene	276	11.233	11.233	(1.192)	2336946	20.0000	21.3967

QC Flag Legend

M - Compound response manually integrated.

Data File: 1CE22018.D

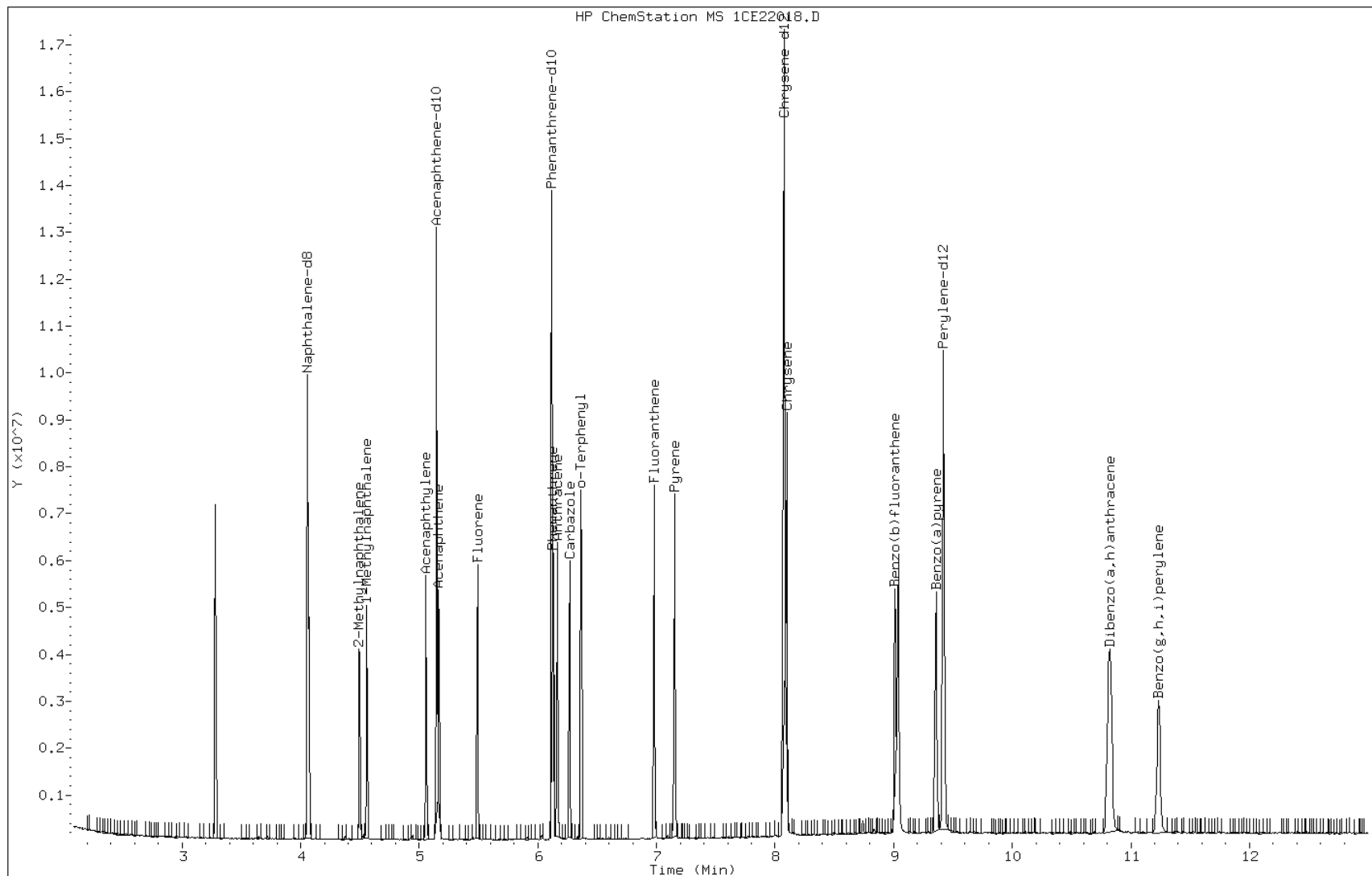
Date: 22-MAY-2013 17:29

Client ID:

Instrument: BSMC5973.i

Sample Info: ICIS-1531401

Operator: SCC

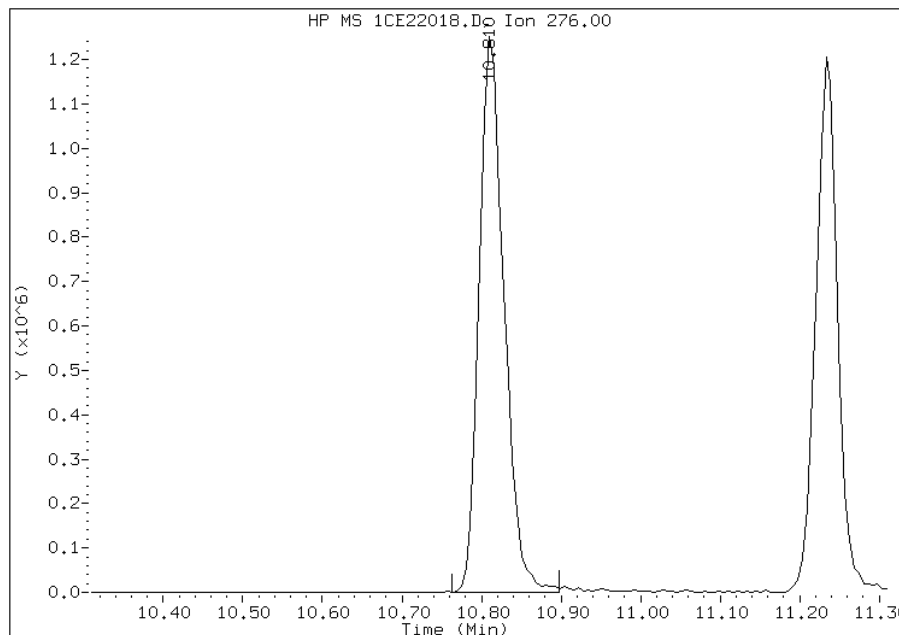


# Manual Integration Report

Data File: 1CE22018.D  
Inj. Date and Time: 22-MAY-2013 17:29  
Instrument ID: BSMC5973.i  
Client ID:  
Compound: 24 Indeno(1,2,3-cd)pyrene  
CAS #: 193-39-5  
Report Date: 05/23/2013

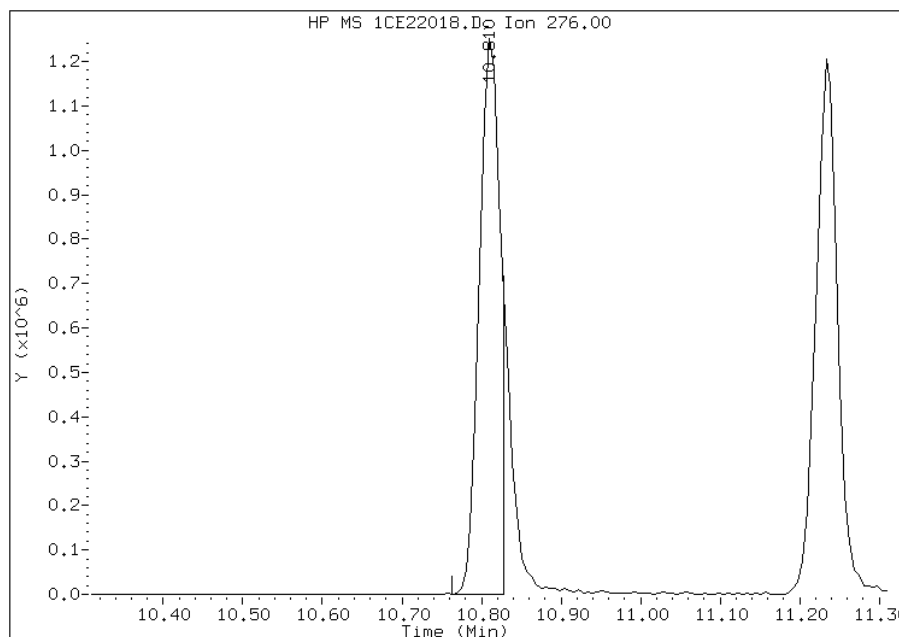
## Processing Integration Results

RT: 10.81  
Response: 2702405  
Amount: 21  
Conc: 21



## Manual Integration Results

RT: 10.81  
Response: 2270654  
Amount: 18  
Conc: 18



Manually Integrated By: cantins  
Modification Date: 22-May-2013 18:03  
Manual Integration Reason: Split Peak



TestAmerica Laboratories

Semivolatile 8270C low level PAH

Data file : \\tam-chemsvr\chem\SM\BSMC5973.i\1C052213.b\1CE22019.D  
 Lab Smp Id: IC-1531402  
 Inj Date : 22-MAY-2013 17:47  
 Operator : SCC  
 Smp Info : IC-1531402  
 Misc Info :  
 Comment :  
 Method : \\tam-chemsvr\chem\SM\BSMC5973.i\1C052213.b\a-bFASTPAHi-m.m  
 Meth Date : 23-May-2013 10:10 BSMC5973.i Quant Type: ISTD  
 Cal Date : 22-MAY-2013 17:29 Cal File: 1CE22018.D  
 Als bottle: 19 Calibration Sample, Level: 6  
 Dil Factor: 1.00000  
 Integrator: HP RTE Compound Sublist: pah.sub  
 Target Version: 4.14  
 Processing Host: TAM1000

Compounds	QUANT SIG		AMOUNTS				ON-COL
	MASS	RT	EXP RT	REL RT	RESPONSE	CAL-AMT (ug/ml)	
* 1 Naphthalene-d8	136	4.057	4.057	(1.000)	2068326	40.0000	
* 6 Acenaphthene-d10	164	5.145	5.145	(1.000)	1427326	40.0000	
* 10 Phenanthrene-d10	188	6.116	6.116	(1.000)	2638178	40.0000	
\$ 14 o-Terphenyl	230	6.363	6.363	(1.040)	1331814	30.0000	32.4073
* 18 Chrysene-d12	240	8.074	8.074	(1.000)	3302140	40.0000	
* 23 Perylene-d12	264	9.421	9.421	(1.000)	3377140	40.0000	
2 Naphthalene	128	4.069	4.069	(1.003)	1475133	30.0000	29.5453
3 2-Methylnaphthalene	142	4.498	4.498	(1.109)	970702	30.0000	29.4444
4 1-Methylnaphthalene	142	4.557	4.557	(1.123)	973704	30.0000	30.2912
5 Acenaphthylene	152	5.057	5.057	(0.983)	1744024	30.0000	29.8344
7 Acenaphthene	154	5.163	5.163	(1.003)	1069111	30.0000	29.0526
9 Fluorene	166	5.492	5.492	(1.067)	1415229	30.0000	29.1903
11 Phenanthrene	178	6.133	6.133	(1.003)	2310027	30.0000	29.6374
12 Anthracene	178	6.168	6.168	(1.009)	2351205	30.0000	29.9418
13 Carbazole	167	6.268	6.268	(1.025)	2042937	30.0000	34.0622
15 Fluoranthene	202	6.980	6.980	(1.141)	2594572	30.0000	29.8212
16 Pyrene	202	7.151	7.151	(0.886)	2821005	30.0000	31.6369
17 Benzo(a)anthracene	228	8.068	8.068	(0.999)	2759615	30.0000	30.3926
19 Chrysene	228	8.098	8.098	(1.003)	2753228	30.0000	30.0322
20 Benzo(b)fluoranthene	252	9.015	9.015	(0.957)	2780406	30.0000	33.5091
21 Benzo(k)fluoranthene	252	9.039	9.039	(0.959)	2862522	30.0000	30.8881
22 Benzo(a)pyrene	252	9.357	9.357	(0.993)	2630366	30.0000	28.9560
24 Indeno(1,2,3-cd)pyrene	276	10.809	10.809	(1.147)	2670728	30.0000	28.9631(M)
25 Dibenzo(a,h)anthracene	278	10.833	10.833	(1.150)	2393229	30.0000	33.2015
26 Benzo(g,h,i)perylene	276	11.233	11.233	(1.192)	2483401	30.0000	31.6533

QC Flag Legend

M - Compound response manually integrated.

Data File: 1CE22019.D

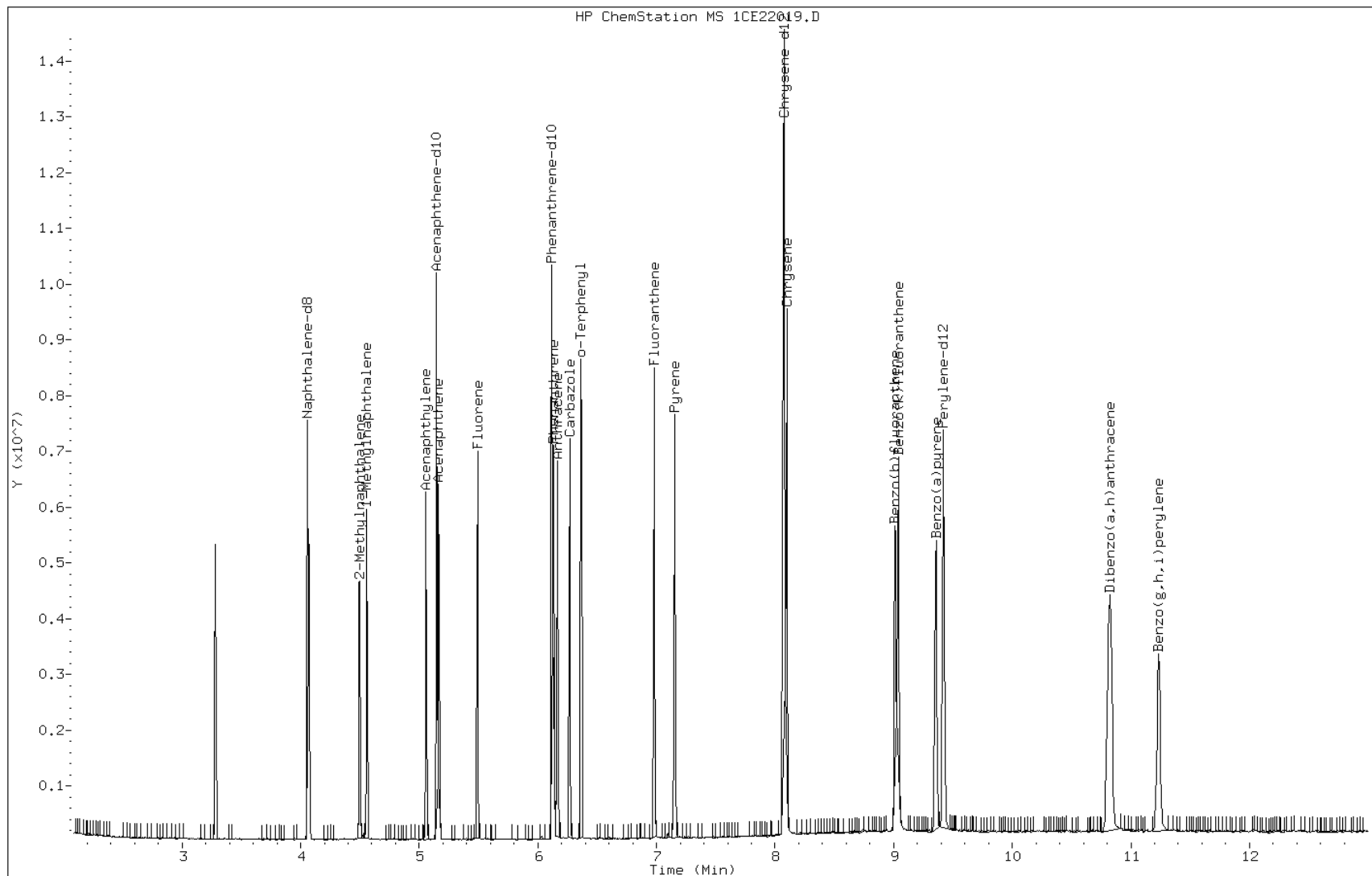
Date: 22-MAY-2013 17:47

Client ID:

Instrument: BSMC5973.i

Sample Info: IC-1531402

Operator: SCC

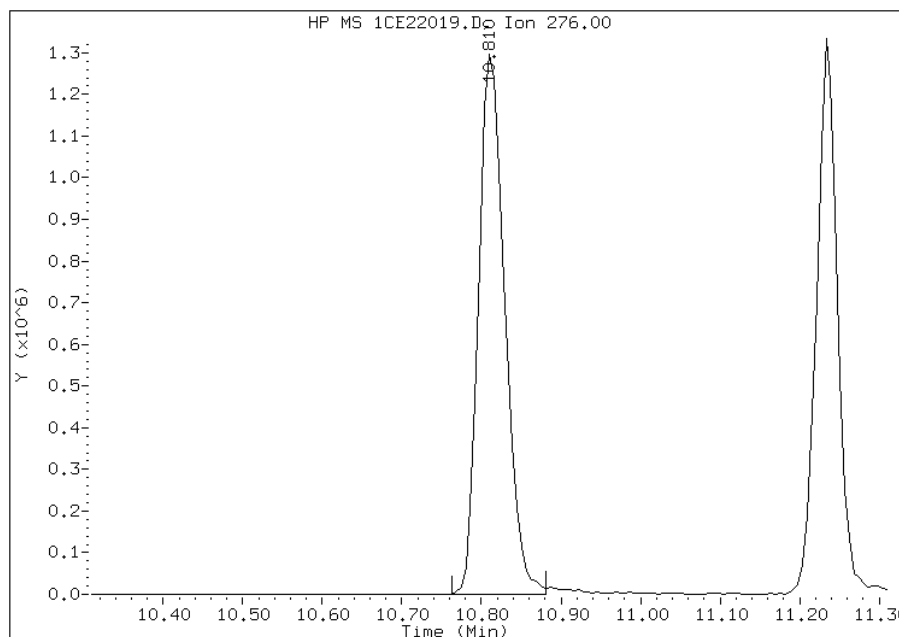


# Manual Integration Report

Data File: 1CE22019.D  
Inj. Date and Time: 22-MAY-2013 17:47  
Instrument ID: BSMC5973.i  
Client ID:  
Compound: 24 Indeno(1,2,3-cd)pyrene  
CAS #: 193-39-5  
Report Date: 05/23/2013

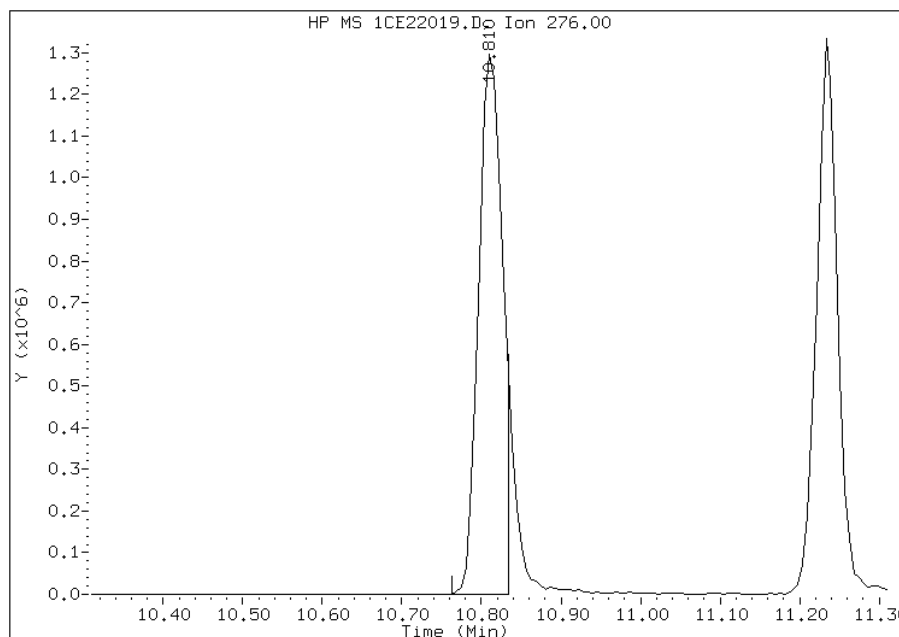
## Processing Integration Results

RT: 10.81  
Response: 2965644  
Amount: 32  
Conc: 32



## Manual Integration Results

RT: 10.81  
Response: 2670728  
Amount: 29  
Conc: 29



Manually Integrated By: cantins  
Modification Date: 23-May-2013 10:07  
Manual Integration Reason: Split Peak

TestAmerica Laboratories

Semivolatiles 8270C low level PAH

Data file : \\tam-chemsvr\chem\SM\BSMC5973.i\1C052213.b\1CE22020.D  
 Lab Smp Id: IC-1531403  
 Inj Date : 22-MAY-2013 18:05  
 Operator : SCC  
 Smp Info : IC-1531403  
 Misc Info :  
 Comment :  
 Method : \\tam-chemsvr\chem\SM\BSMC5973.i\1C052213.b\a-bFASTPAHi-m.m  
 Meth Date : 23-May-2013 10:10 BSMC5973.i Quant Type: ISTD  
 Cal Date : 22-MAY-2013 17:47 Cal File: 1CE22019.D  
 Als bottle: 20 Calibration Sample, Level: 7  
 Dil Factor: 1.00000  
 Integrator: HP RTE Compound Sublist: pah.sub  
 Target Version: 4.14  
 Processing Host: TAM1000

Compounds	QUANT	SIG	AMOUNTS					ON-COL
			CAL-AMT	ON-COL	MASS	RT	EXP RT	
* 1 Naphthalene-d8	136		4.057	4.057	(1.000)	2200854	40.0000	
* 6 Acenaphthene-d10	164		5.145	5.145	(1.000)	1541984	40.0000	
* 10 Phenanthrene-d10	188		6.115	6.115	(1.000)	2936983	40.0000	
\$ 14 o-Terphenyl	230		6.368	6.368	(1.041)	2489982	50.0000	54.4249(A)
* 18 Chrysene-d12	240		8.080	8.080	(1.000)	3735164	40.0000	
* 23 Perylene-d12	264		9.421	9.421	(1.000)	3666876	40.0000	
2 Naphthalene	128		4.068	4.068	(1.003)	2829693	50.0000	50.0994(A)
3 2-Methylnaphthalene	142		4.498	4.498	(1.109)	1846051	50.0000	50.1042(A)
4 1-Methylnaphthalene	142		4.557	4.557	(1.123)	1753070	50.0000	49.9439
5 Acenaphthylene	152		5.057	5.057	(0.983)	3262336	50.0000	50.0238(A)
7 Acenaphthene	154		5.168	5.168	(1.005)	2023281	50.0000	50.6638(A)
9 Fluorene	166		5.492	5.492	(1.067)	2683311	50.0000	50.7564(A)
11 Phenanthrene	178		6.133	6.133	(1.003)	4422781	50.0000	50.9708(A)
12 Anthracene	178		6.168	6.168	(1.009)	4441751	50.0000	50.4523(A)
13 Carbazole	167		6.268	6.268	(1.025)	3814591	50.0000	57.1306(A)
15 Fluoranthene	202		6.980	6.980	(1.141)	4926903	50.0000	50.4621(A)
16 Pyrene	202		7.157	7.157	(0.886)	5350270	50.0000	53.0459(A)
17 Benzo(a)anthracene	228		8.068	8.068	(0.999)	5197458	50.0000	49.8822
19 Chrysene	228		8.098	8.098	(1.002)	5304178	50.0000	51.1504(A)
20 Benzo(b)fluoranthene	252		9.015	9.015	(0.957)	5119876	50.0000	56.8286(A)
21 Benzo(k)fluoranthene	252		9.039	9.039	(0.959)	5598875	50.0000	55.6412(A)
22 Benzo(a)pyrene	252		9.356	9.356	(0.993)	5093564	50.0000	50.9688(A)
24 Indeno(1,2,3-cd)pyrene	276		10.815	10.815	(1.148)	5226444	50.0000	51.2476(AM)
25 Dibenzo(a,h)anthracene	278		10.839	10.839	(1.150)	4518350	50.0000	57.7307(A)
26 Benzo(g,h,i)perylene	276		11.244	11.244	(1.194)	4818870	50.0000	56.5679(A)

QC Flag Legend

- A - Target compound detected but, quantitated amount exceeded maximum amount.
- M - Compound response manually integrated.

Data File: 1CE22020.D

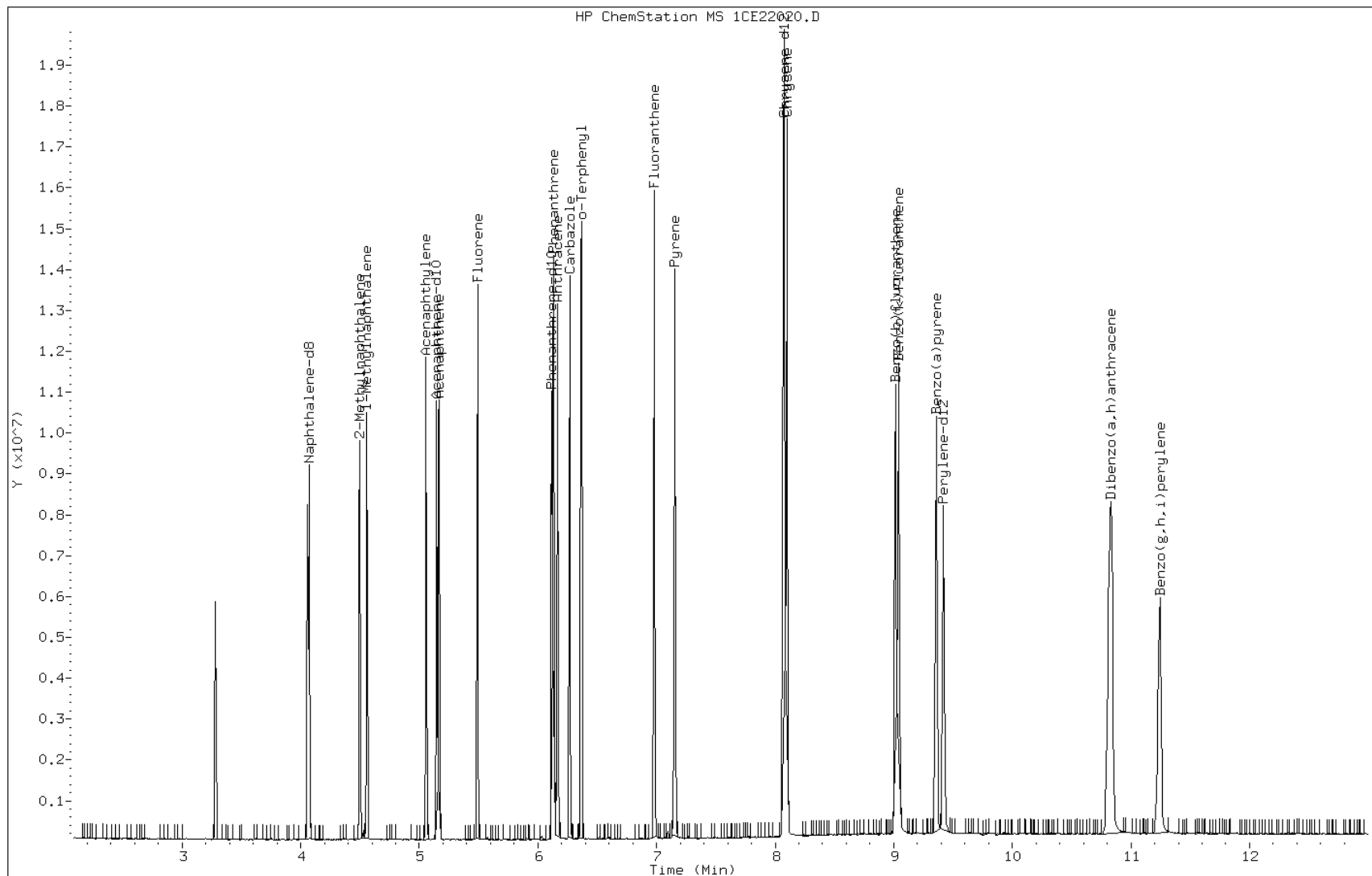
Date: 22-MAY-2013 18:05

Client ID:

Instrument: BSMC5973.i

Sample Info: IC-1531403

Operator: SCC

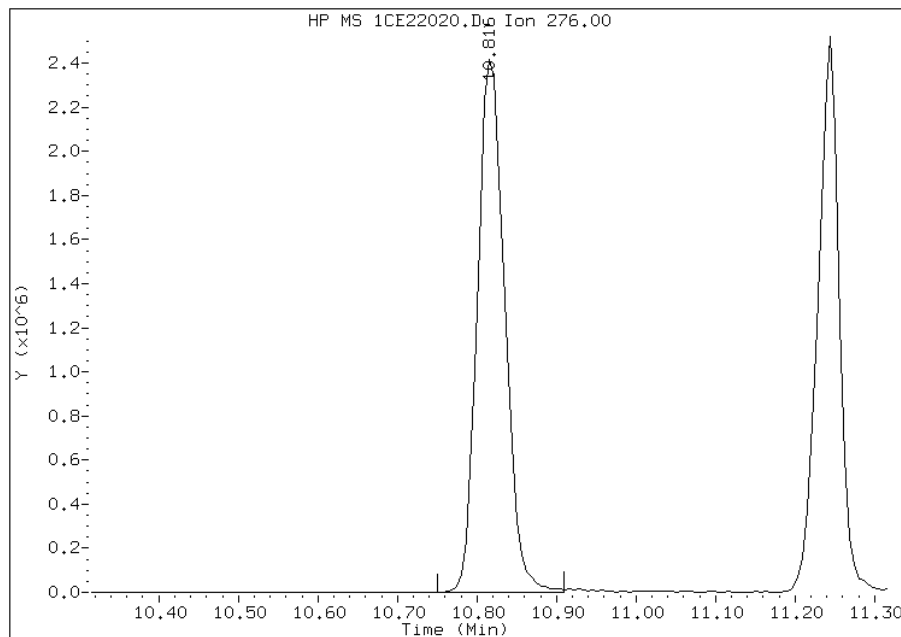


Manual Integration Report

Data File: 1CE22020.D  
Inj. Date and Time: 22-MAY-2013 18:05  
Instrument ID: BSMC5973.i  
Client ID:  
Compound: 24 Indeno(1,2,3-cd)pyrene  
CAS #: 193-39-5  
Report Date: 05/23/2013

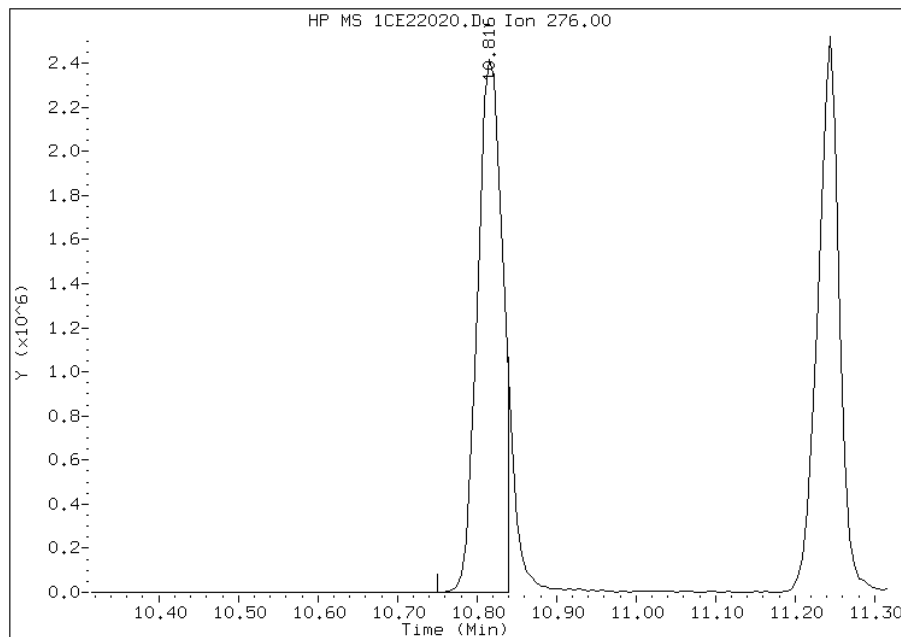
Processing Integration Results

RT: 10.82  
Response: 5750303  
Amount: 52  
Conc: 52



Manual Integration Results

RT: 10.82  
Response: 5226444  
Amount: 51  
Conc: 51



Manually Integrated By: cantins  
Modification Date: 23-May-2013 10:09  
Manual Integration Reason: Split Peak

FORM VI  
GC/MS SEMI VOA INITIAL CALIBRATION DATA  
INTERNAL STANDARD CURVE EVALUATION

Lab Name: TestAmerica Tampa Job No.: 680-90622-1 Analy Batch No.: 137830

SDG No.: 68090622-1

Instrument ID: BSMD5973 GC Column: DB-5MS ID: 250 (um) Heated Purge: (Y/N) N

Calibration Start Date: 05/23/2013 13:03 Calibration End Date: 05/23/2013 15:19 Calibration ID: 2984

Calibration Files:

LEVEL:	LAB SAMPLE ID:	LAB FILE ID:
Level 1	IC 660-137830/3	1DE23003.D
Level 2	IC 660-137830/4	1DE23004.D
Level 3	IC 660-137830/5	1DE23005.D
Level 4	IC 660-137830/6	1DE23006.D
Level 5	ICIS 660-137830/7	1DE23007.D
Level 6	IC 660-137830/8	1DE23008.D
Level 7	IC 660-137830/9	1DE23009.D

ANALYTE	RRF					CURVE TYPE	COEFFICIENT			#	MIN RRF	%RSD	#	MAX %RSD	R^2 OR COD	#	MIN R^2 OR COD
	LVL 1	LVL 2	LVL 3	LVL 4	LVL 5		B	M1	M2								
	LVL 6	LVL 7															
Naphthalene	1.0062 0.9726	0.9995 0.9719	0.9558	1.0008	0.9980	Ave	0.9864			0.0000	2.0		15.0				
2-Methylnaphthalene	0.5749 0.6384	0.6206 0.6316	0.6261	0.6587	0.6461	Ave	0.6281			0.0000	4.2		15.0				
1-Methylnaphthalene	0.6241 0.6428	0.6597 0.6342	0.6383	0.6735	0.6535	Ave	0.6466			0.0000	2.6		15.0				
1,1'-Biphenyl	1.2558 1.3810	1.3151 1.3708	1.3286	1.4157	1.3930	Ave	1.3514				4.1						
Acenaphthylene	1.3107 1.7873	1.5063 1.7667	1.6358	1.8042	1.7982	Ave	1.6585			0.0000	11.4		15.0				
Acenaphthene	1.0464 1.0507	1.0487 1.0375	1.0260	1.0949	1.0603	Ave	1.0521			0.0000	2.1		15.0				
Dibenzofuran	1.3261 1.4810	1.4516 1.4633	1.4312	1.5056	1.4959	Ave	1.4507				4.2						
Fluorene	1.0233 1.2432	1.1470 1.2316	1.1838	1.2557	1.2481	Ave	1.1904			0.0000	7.0		15.0				
Phenanthrene	1.0916 1.0740	1.0736 1.0745	1.0516	1.1171	1.1008	Ave	1.0833			0.0000	2.0		15.0				
Anthracene	0.9060 1.1005	0.9896 1.0935	1.0526	1.1103	1.1055	Ave	1.0511			0.0000	7.3		15.0				
Fluoranthene	0.9193 1.1786	1.0180 1.1788	1.1083	1.1809	1.1741	Ave	1.1083			0.0000	9.3		15.0				
Pyrene	1.0361 1.2269	1.1042 1.2137	1.1521	1.2414	1.2233	Ave	1.1711			0.0000	6.6		15.0				
Benzo[a]anthracene	1.5197 1.1551	1.1050 1.1845	1.0486	1.1333	1.1636	Ave	1.1871			0.0000	12.9		15.0				
Chrysene	1.2142 1.0365	1.0662 1.0434	1.0077	1.0774	1.0375	Ave	1.0690			0.0000	6.3		15.0				

Note: The m1 coefficient is the same as Ave RRF for an Ave curve type.

FORM VI  
GC/MS SEMI VOA INITIAL CALIBRATION DATA  
INTERNAL STANDARD CURVE EVALUATION

Lab Name: TestAmerica Tampa Job No.: 680-90622-1 Analy Batch No.: 137830

SDG No.: 68090622-1

Instrument ID: BSMD5973 GC Column: DB-5MS ID: 250 (um) Heated Purge: (Y/N) N

Calibration Start Date: 05/23/2013 13:03 Calibration End Date: 05/23/2013 15:19 Calibration ID: 2984

ANALYTE	RRF					CURVE TYPE	COEFFICIENT			#	MIN RRF	%RSD	#	MAX %RSD	R^2 OR COD	#	MIN R^2 OR COD
	LVL 1	LVL 2	LVL 3	LVL 4	LVL 5		B	M1	M2								
	LVL 6	LVL 7															
Benzo[b]fluoranthene	0.7633 1.0884	0.8861 1.1593	0.9510	1.0666	1.0998	Ave		1.0021			0.0000	14.1		15.0			
Benzo[k]fluoranthene	0.8692 1.1506	0.9589 1.1556	1.0109	1.0979	1.1026	Ave		1.0494			0.0000	10.2		15.0			
Benzo[a]pyrene	0.5413 1.0390	0.7183 1.0772	0.8802	0.9909	1.0194	Lin2	0.0025	0.9921							0.9902		
Indeno[1,2,3-cd]pyrene	0.5529 1.0098	0.6923 1.1024	0.8483	0.9795	0.9683	None	0.0037	1.0397							0.9951		
Dibenz(a,h)anthracene	0.6360 0.9847	0.7785 1.0376	0.8706	0.9418	0.9751	Lin2	0.0018	0.9560							0.9948		
Benzo[g,h,i]perylene	0.7013 0.9827	0.8003 1.0289	0.8929	0.9688	0.9829	Ave		0.9083			0.0000	13.0		15.0			
o-Terphenyl	0.5334 0.6060	0.5610 0.6203	0.5678	0.6036	0.6100	Ave		0.5860			0.0000	5.5		15.0			

Note: The m1 coefficient is the same as Ave RRF for an Ave curve type.



FORM VI  
GC/MS SEMI VOA INITIAL CALIBRATION DATA  
INTERNAL STANDARD RESPONSE AND CONCENTRATION

Lab Name: TestAmerica Tampa Job No.: 680-90622-1 Analy Batch No.: 137830

SDG No.: 68090622-1

Instrument ID: BSMD5973 GC Column: DB-5MS ID: 250 (um) Heated Purge: (Y/N) N

Calibration Start Date: 05/23/2013 13:03 Calibration End Date: 05/23/2013 15:19 Calibration ID: 2984

Calibration Files:

LEVEL:	LAB SAMPLE ID:	LAB FILE ID:
Level 1	IC 660-137830/3	1DE23003.D
Level 2	IC 660-137830/4	1DE23004.D
Level 3	IC 660-137830/5	1DE23005.D
Level 4	IC 660-137830/6	1DE23006.D
Level 5	ICIS 660-137830/7	1DE23007.D
Level 6	IC 660-137830/8	1DE23008.D
Level 7	IC 660-137830/9	1DE23009.D

ANALYTE	IS REF	CURVE TYPE	RESPONSE					CONCENTRATION (UG/ML)				
			LVL 1	LVL 2	LVL 3	LVL 4	LVL 5	LVL 1	LVL 2	LVL 3	LVL 4	LVL 5
			LVL 6	LVL 7				LVL 6	LVL 7			
Naphthalene	NPT	Ave	14052 2454439	67892 3854620	342402	771801	1601823	0.200 30.0	1.00 50.0	5.00	10.0	20.0
2-Methylnaphthalene	NPT	Ave	8029 1611089	42157 2505140	224268	507950	1036995	0.200 30.0	1.00 50.0	5.00	10.0	20.0
1-Methylnaphthalene	NPT	Ave	8716 1622169	44810 2515238	228660	519415	1048787	0.200 30.0	1.00 50.0	5.00	10.0	20.0
1,1'-Biphenyl	ANT	Ave	10365 1954075	52741 3029358	276490	620318	1271034	0.200 30.0	1.00 50.0	5.00	10.0	20.0
Acenaphthylene	ANT	Ave	10818 2528965	60413 3904072	340416	790555	1640830	0.200 30.0	1.00 50.0	5.00	10.0	20.0
Acenaphthene	ANT	Ave	8637 1486714	42059 2292684	213507	479776	967502	0.200 30.0	1.00 50.0	5.00	10.0	20.0
Dibenzofuran	ANT	Ave	10945 2095529	58216 3233580	297831	659738	1364999	0.200 30.0	1.00 50.0	5.00	10.0	20.0
Fluorene	ANT	Ave	8446 1759028	46002 2721626	246360	550212	1138861	0.200 30.0	1.00 50.0	5.00	10.0	20.0
Phenanthrene	PHN	Ave	14705 2572622	71492 3974751	366377	818249	1690403	0.200 30.0	1.00 50.0	5.00	10.0	20.0
Anthracene	PHN	Ave	12204 2636003	65898 4044900	366727	813240	1697570	0.200 30.0	1.00 50.0	5.00	10.0	20.0
Fluoranthene	PHN	Ave	12384 2822979	67793 4360425	386131	864953	1802958	0.200 30.0	1.00 50.0	5.00	10.0	20.0
Pyrene	CRY	Ave	13459 2878307	72384 4398475	400281	887682	1840728	0.200 30.0	1.00 50.0	5.00	10.0	20.0
Benzo[a]anthracene	CRY	Ave	19741 2709801	72436 4292530	364317	810407	1750909	0.200 30.0	1.00 50.0	5.00	10.0	20.0
Chrysene	CRY	Ave	15772 2431700	69888 3781128	350103	770411	1561209	0.200 30.0	1.00 50.0	5.00	10.0	20.0
Benzo[b]fluoranthene	PRY	Ave	10089 2543308	60091 4185749	340701	782118	1676574	0.200 30.0	1.00 50.0	5.00	10.0	20.0

FORM VI  
GC/MS SEMI VOA INITIAL CALIBRATION DATA  
INTERNAL STANDARD RESPONSE AND CONCENTRATION

Lab Name: TestAmerica Tampa Job No.: 680-90622-1 Analy Batch No.: 137830

SDG No.: 68090622-1

Instrument ID: BSMD5973 GC Column: DB-5MS ID: 250 (um) Heated Purge: (Y/N) N

Calibration Start Date: 05/23/2013 13:03 Calibration End Date: 05/23/2013 15:19 Calibration ID: 2984

ANALYTE	IS REF	CURVE TYPE	RESPONSE					CONCENTRATION (UG/ML)				
			LVL 1	LVL 2	LVL 3	LVL 4	LVL 5	LVL 1	LVL 2	LVL 3	LVL 4	LVL 5
			LVL 6	LVL 7				LVL 6	LVL 7			
Benzo[k]fluoranthene	PRY	Ave	11489 2688538	65030 4172175	362152	805050	1680826	0.200 30.0	1.00 50.0	5.00	10.0	20.0
Benzo[a]pyrene	PRY	Lin2	7155 2427727	48714 3889042	315324	726611	1554051	0.200 30.0	1.00 50.0	5.00	10.0	20.0
Indeno[1,2,3-cd]pyrene	PRY	None	7308 2359651	46950 3980252	303899	718264	1476159	0.200 30.0	1.00 50.0	5.00	10.0	20.0
Dibenz(a,h)anthracene	PRY	Lin2	8406 2300940	52791 3746128	311908	690573	1486524	0.200 30.0	1.00 50.0	5.00	10.0	20.0
Benzo[g,h,i]perylene	PRY	Ave	9269 2296193	54271 3714851	319890	710395	1498391	0.200 30.0	1.00 50.0	5.00	10.0	20.0
o-Terphenyl	PHN	Ave	7185 1451630	37357 2294445	197816	442134	936684	0.200 30.0	1.00 50.0	5.00	10.0	20.0

Curve Type Legend:

<p>Ave = Average ISTD Lin2 = Linear 1/conc^2 ISTD None = No Calib Curve</p>
---

TestAmerica Laboratories

Semivolatiles 8270 low level PAH

Data file : \\tam-chemsvr\chem\SM\BSMSD.i\1D052313.b\1DE23003.D  
 Lab Smp Id: IC1  
 Inj Date : 23-MAY-2013 13:03  
 Operator : SCC Inst ID: BSMSD.i  
 Smp Info : IC1  
 Misc Info :  
 Comment :  
 Method : \\tam-chemsvr\chem\SM\BSMSD.i\1D052313.b\dfASTPAHi.m  
 Meth Date : 28-May-2013 11:51 BSMSD.i Quant Type: ISTD  
 Cal Date : 23-MAY-2013 15:19 Cal File: 1DE23009.D  
 Als bottle: 3 Calibration Sample, Level: 1  
 Dil Factor: 1.00000  
 Integrator: HP RTE Compound Sublist: pah.sub  
 Target Version: 4.14  
 Processing Host: TAM1000

Compounds	QUANT SIG					AMOUNTS	
	MASS	RT	EXP RT	REL RT	RESPONSE	CAL-AMT ( ug/l)	ON-COL ( ug/l)
* 1 Naphthalene-d8	136	6.283	6.283	(1.000)	2793016	40.0000	
* 7 Acenaphthene-d10	164	7.952	7.952	(1.000)	1650729	40.0000	
* 11 Phenanthrene-d10	188	9.209	9.209	(1.000)	2694117	40.0000	
\$ 15 o-Terphenyl	230	9.520	9.520	(1.034)	7185	0.20000	0.18
* 19 Chrysene-d12	240	11.571	11.571	(1.000)	2598008	40.0000	
* 24 Perylene-d12	264	13.480	13.480	(1.000)	2643475	40.0000	
2 Naphthalene	128	6.307	6.307	(1.004)	14052	0.20000	0.20
3 2-Methylnaphthalene	142	7.000	7.000	(1.114)	8029	0.20000	0.18
4 1-Methylnaphthalene	142	7.094	7.094	(1.129)	8716	0.20000	0.19
5 1,1'-Biphenyl	154	7.441	7.441	(0.936)	10365	0.20000	0.32
6 Acenaphthylene	152	7.822	7.822	(0.984)	10818	0.20000	0.16
8 Acenaphthene	154	7.975	7.975	(1.003)	8637	0.20000	0.20
9 Dibenzofuran	168	8.128	8.128	(1.022)	10945	0.20000	0.18
10 Fluorene	166	8.416	8.416	(1.058)	8446	0.20000	0.17
12 Phenanthrene	178	9.227	9.227	(1.002)	14705	0.20000	0.20
13 Anthracene	178	9.268	9.268	(1.006)	12204	0.20000	0.17
16 Fluoranthene	202	10.208	10.208	(1.108)	12384	0.20000	0.16
17 Pyrene	202	10.396	10.396	(0.898)	13459	0.20000	0.18
18 Benzo(a)anthracene	228	11.559	11.559	(0.999)	19741	0.20000	0.26
20 Chrysene	228	11.594	11.594	(1.002)	15772	0.20000	0.23
21 Benzo(b)fluoranthene	252	12.905	12.905	(0.957)	10089	0.20000	0.15
22 Benzo(k)fluoranthene	252	12.940	12.940	(0.960)	11489	0.20000	0.16
23 Benzo(a)pyrene	252	13.369	13.369	(0.992)	7155	0.20000	0.21
25 Indeno(1,2,3-cd)pyrene	276	15.102	15.102	(1.120)	7308	0.20000	0.25(H)
26 Dibenzo(a,h)anthracene	278	15.149	15.149	(1.124)	8406	0.20000	0.20(M)
27 Benzo(g,h,i)perylene	276	15.572	15.572	(1.155)	9269	0.20000	0.15(MH)

QC Flag Legend

M - Compound response manually integrated.  
 H - Operator selected an alternate compound hit.

Data File: 1DE23003.D

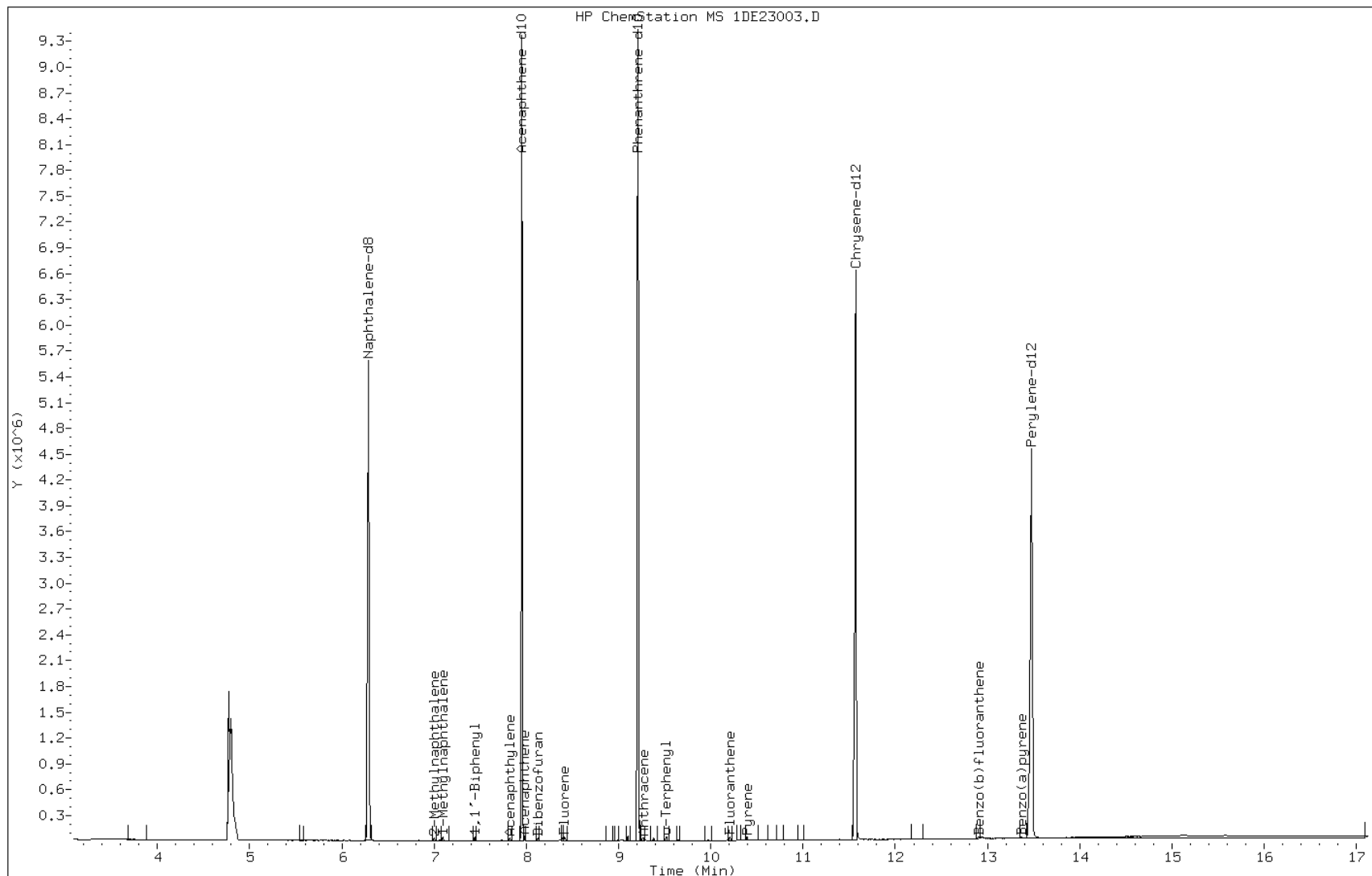
Date: 23-MAY-2013 13:03

Client ID:

Instrument: BSMSD.i

Sample Info: IC1

Operator: SCC

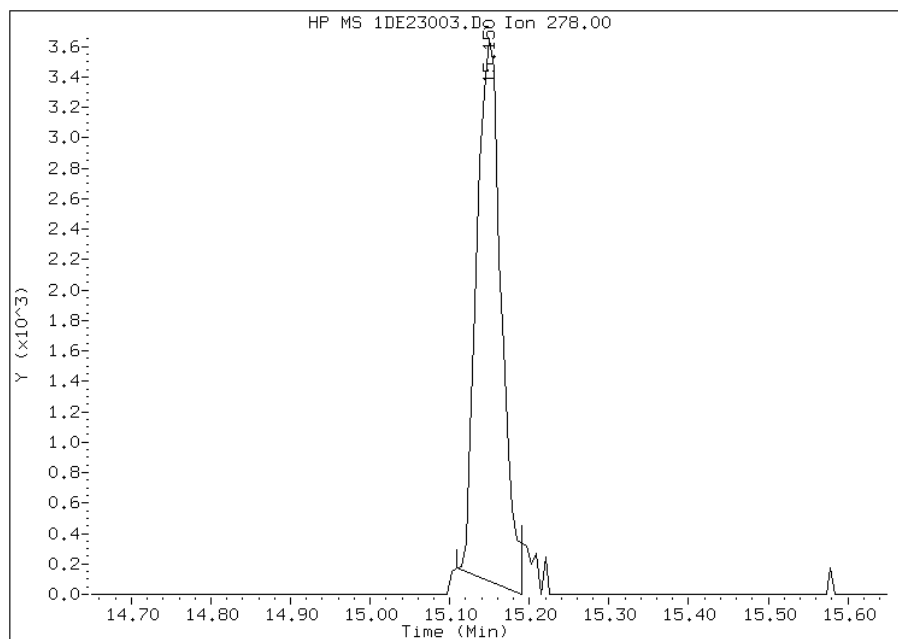


# Manual Integration Report

Data File: 1DE23003.D  
Inj. Date and Time: 23-MAY-2013 13:03  
Instrument ID: BSMDS.i  
Client ID:  
Compound: 26 Dibenzo(a,h)anthracene  
CAS #: 53-70-3  
Report Date: 05/28/2013

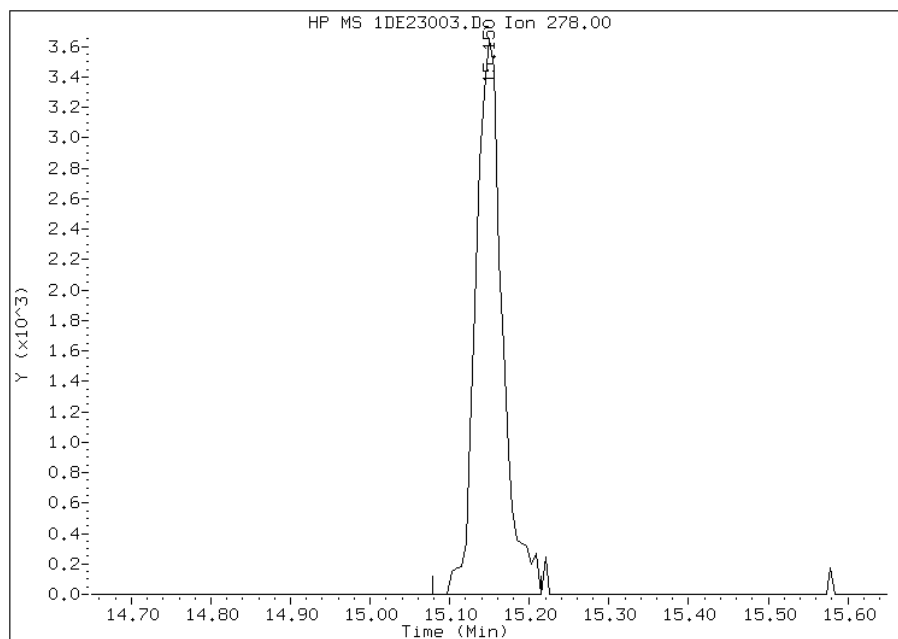
## Processing Integration Results

RT: 15.15  
Response: 7611  
Amount: 0  
Conc: 0



## Manual Integration Results

RT: 15.15  
Response: 8406  
Amount: 0  
Conc: 0



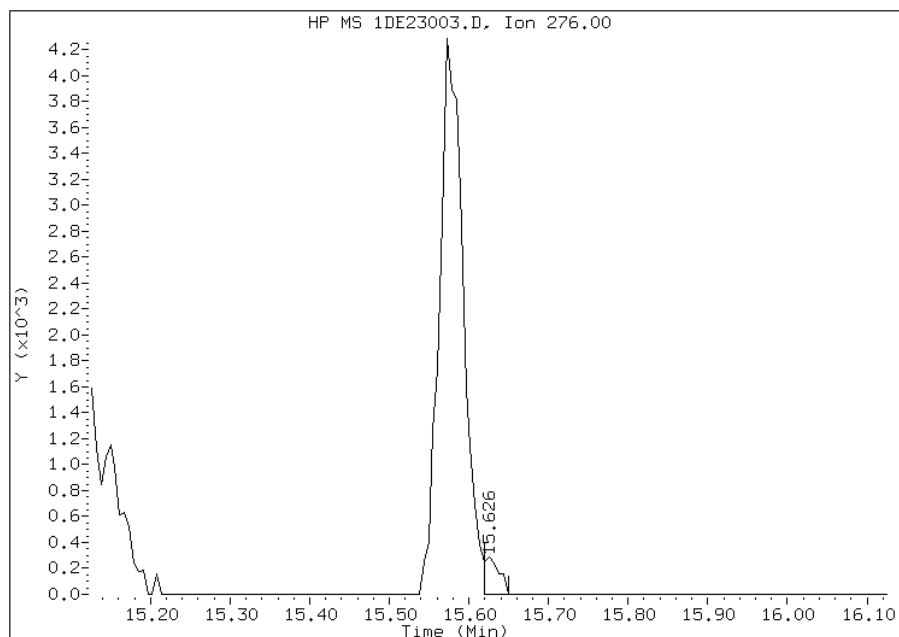
Manually Integrated By: cantins  
Modification Date: 28-May-2013 11:36  
Manual Integration Reason: Baseline Event

Manual Integration Report

Data File: 1DE23003.D  
Inj. Date and Time: 23-MAY-2013 13:03  
Instrument ID: BSMSD.i  
Client ID:  
Compound: 27 Benzo(g,h,i)perylene  
CAS #: 191-24-2  
Report Date: 05/28/2013

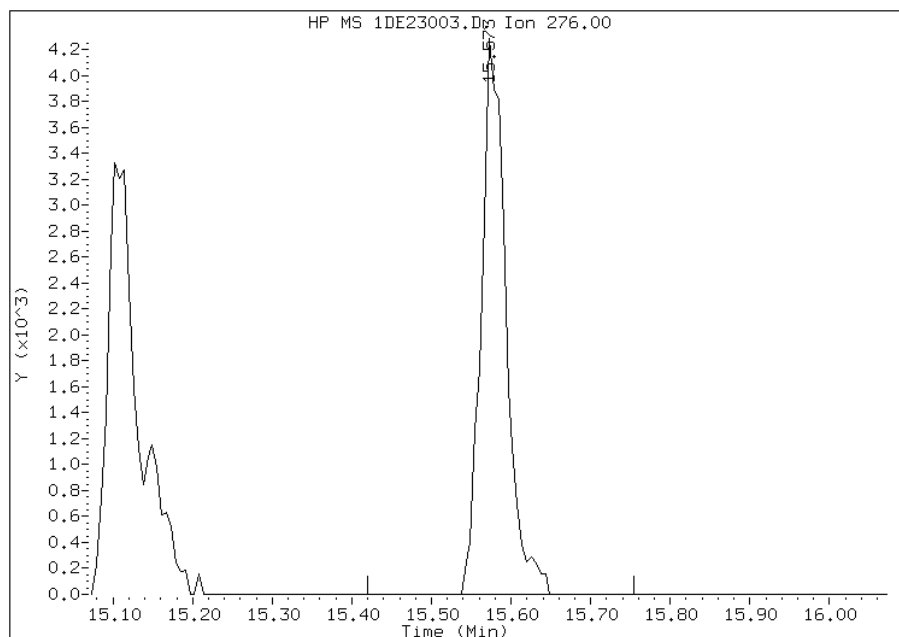
Processing Integration Results

RT: 15.63  
Response: 387  
Amount: 0  
Conc: 0



Manual Integration Results

RT: 15.57  
Response: 9269  
Amount: 0  
Conc: 0



Manually Integrated By: cantins  
Modification Date: 28-May-2013 11:37  
Manual Integration Reason: Baseline Event

TestAmerica Laboratories

Semivolatiles 8270 low level PAH

Data file : \\tam-chemsvr\chem\SM\BSMSD.i\1D052313.b\1DE23004.D  
 Lab Smp Id: IC2  
 Inj Date : 23-MAY-2013 13:26  
 Operator : SCC Inst ID: BSMSD.i  
 Smp Info : IC2  
 Misc Info :  
 Comment :  
 Method : \\tam-chemsvr\chem\SM\BSMSD.i\1D052313.b\dfASTPAHi.m  
 Meth Date : 28-May-2013 11:51 BSMSD.i Quant Type: ISTD  
 Cal Date : 23-MAY-2013 13:03 Cal File: 1DE23003.D  
 Als bottle: 4 Calibration Sample, Level: 2  
 Dil Factor: 1.00000  
 Integrator: HP RTE Compound Sublist: pah.sub  
 Target Version: 4.14  
 Processing Host: TAM1000

Compounds	QUANT SIG					AMOUNTS	
	MASS	RT	EXP RT	REL RT	RESPONSE	CAL-AMT ( ug/l)	ON-COL ( ug/l)
* 1 Naphthalene-d8	136	6.283	6.283	(1.000)	2717054	40.0000	
* 7 Acenaphthene-d10	164	7.952	7.952	(1.000)	1604224	40.0000	
* 11 Phenanthrene-d10	188	9.203	9.203	(1.000)	2663694	40.0000	
\$ 15 o-Terphenyl	230	9.515	9.515	(1.034)	37357	1.00000	0.96
* 19 Chrysene-d12	240	11.565	11.565	(1.000)	2622056	40.0000	
* 24 Perylene-d12	264	13.469	13.469	(1.000)	2712615	40.0000	
2 Naphthalene	128	6.301	6.301	(1.003)	67892	1.00000	1.0
3 2-Methylnaphthalene	142	7.000	7.000	(1.114)	42157	1.00000	0.99
4 1-Methylnaphthalene	142	7.094	7.094	(1.129)	44810	1.00000	1.0
5 1,1'-Biphenyl	154	7.435	7.435	(0.935)	52741	1.00000	1.6
6 Acenaphthylene	152	7.817	7.817	(0.983)	60413	1.00000	0.91
8 Acenaphthene	154	7.975	7.975	(1.003)	42059	1.00000	1.00
9 Dibenzofuran	168	8.122	8.122	(1.021)	58216	1.00000	1.0
10 Fluorene	166	8.416	8.416	(1.058)	46002	1.00000	0.96
12 Phenanthrene	178	9.221	9.221	(1.002)	71492	1.00000	0.99
13 Anthracene	178	9.262	9.262	(1.006)	65898	1.00000	0.94
16 Fluoranthene	202	10.202	10.202	(1.109)	67793	1.00000	0.92
17 Pyrene	202	10.390	10.390	(0.898)	72384	1.00000	0.94
18 Benzo(a)anthracene	228	11.548	11.548	(0.998)	72436	1.00000	0.93
20 Chrysene	228	11.589	11.589	(1.002)	69888	1.00000	1.00
21 Benzo(b)fluoranthene	252	12.899	12.899	(0.958)	60091	1.00000	0.88
22 Benzo(k)fluoranthene	252	12.934	12.934	(0.960)	65030	1.00000	0.91
23 Benzo(a)pyrene	252	13.363	13.363	(0.992)	48714	1.00000	0.82
25 Indeno(1,2,3-cd)pyrene	276	15.102	15.102	(1.121)	46950	1.00000	0.81(H)
26 Dibenzo(a,h)anthracene	278	15.138	15.138	(1.124)	52791	1.00000	0.89
27 Benzo(g,h,i)perylene	276	15.567	15.567	(1.156)	54271	1.00000	0.88

QC Flag Legend

H - Operator selected an alternate compound hit.

Data File: 1DE23004.D

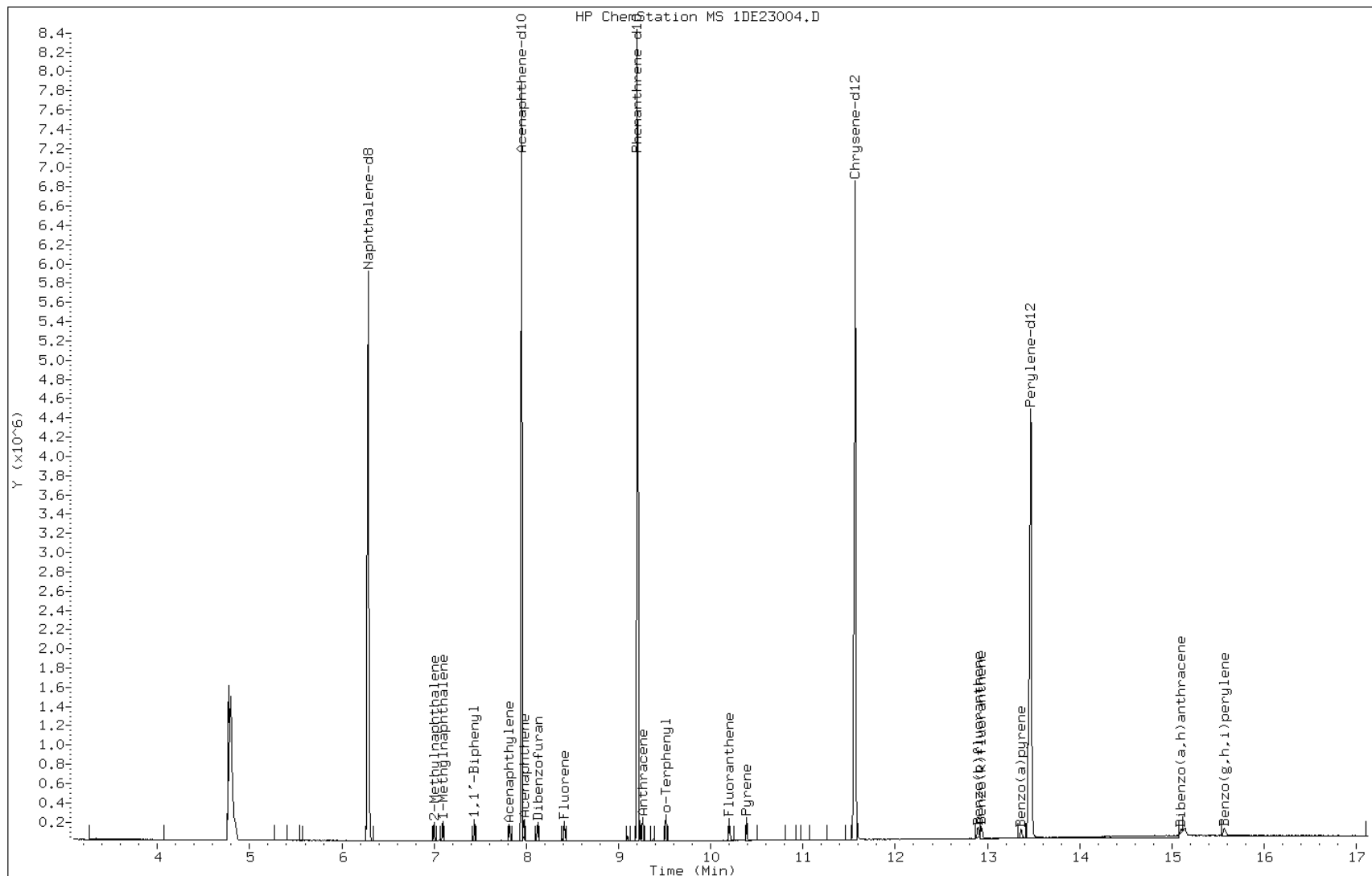
Date: 23-MAY-2013 13:26

Client ID:

Instrument: BSMSD.i

Sample Info: IC2

Operator: SCC





TestAmerica Laboratories

Semivolatiles 8270 low level PAH

Data file : \\tam-chemsvr\chem\SM\BSMSD.i\1D052313.b\1DE23005.D  
 Lab Smp Id: IC3  
 Inj Date : 23-MAY-2013 13:48  
 Operator : SCC Inst ID: BSMSD.i  
 Smp Info : IC3  
 Misc Info :  
 Comment :  
 Method : \\tam-chemsvr\chem\SM\BSMSD.i\1D052313.b\dFASTPAHi.m  
 Meth Date : 28-May-2013 11:51 BSMSD.i Quant Type: ISTD  
 Cal Date : 23-MAY-2013 13:26 Cal File: 1DE23004.D  
 Als bottle: 5 Calibration Sample, Level: 3  
 Dil Factor: 1.00000  
 Integrator: HP RTE Compound Sublist: pah.sub  
 Target Version: 4.14  
 Processing Host: TAM1000

Compounds	QUANT SIG					AMOUNTS	
	MASS	RT	EXP RT	REL RT	RESPONSE	CAL-AMT ( ug/l)	ON-COL ( ug/l)
* 1 Naphthalene-d8	136	6.280	6.280	(1.000)	2865774	40.0000	
* 7 Acenaphthene-d10	164	7.949	7.949	(1.000)	1664831	40.0000	
* 11 Phenanthrene-d10	188	9.206	9.206	(1.000)	2787264	40.0000	
\$ 15 o-Terphenyl	230	9.512	9.512	(1.033)	197816	5.00000	4.8
* 19 Chrysene-d12	240	11.568	11.568	(1.000)	2779548	40.0000	
* 24 Perylene-d12	264	13.472	13.472	(1.000)	2866015	40.0000	
2 Naphthalene	128	6.304	6.304	(1.004)	342402	5.00000	4.8
3 2-Methylnaphthalene	142	6.997	6.997	(1.114)	224268	5.00000	5.0
4 1-Methylnaphthalene	142	7.091	7.091	(1.129)	228660	5.00000	4.9
5 1,1'-Biphenyl	154	7.438	7.438	(0.936)	276490	5.00000	7.2
6 Acenaphthylene	152	7.820	7.820	(0.984)	340416	5.00000	4.9
8 Acenaphthene	154	7.973	7.973	(1.003)	213507	5.00000	4.9
9 Dibenzofuran	168	8.119	8.119	(1.021)	297831	5.00000	4.9
10 Fluorene	166	8.413	8.413	(1.058)	246360	5.00000	5.0
12 Phenanthrene	178	9.224	9.224	(1.002)	366377	5.00000	4.8
13 Anthracene	178	9.265	9.265	(1.006)	366727	5.00000	5.0
16 Fluoranthene	202	10.205	10.205	(1.108)	386131	5.00000	5.0
17 Pyrene	202	10.393	10.393	(0.898)	400281	5.00000	4.9
18 Benzo(a)anthracene	228	11.551	11.551	(0.998)	364317	5.00000	4.4
20 Chrysene	228	11.592	11.592	(1.002)	350103	5.00000	4.7
21 Benzo(b)fluoranthene	252	12.902	12.902	(0.958)	340701	5.00000	4.7
22 Benzo(k)fluoranthene	252	12.937	12.937	(0.960)	362152	5.00000	4.8
23 Benzo(a)pyrene	252	13.366	13.366	(0.992)	315324	5.00000	4.5
25 Indeno(1,2,3-cd)pyrene	276	15.105	15.105	(1.121)	303899	5.00000	4.2(H)
26 Dibenzo(a,h)anthracene	278	15.146	15.146	(1.124)	311908	5.00000	4.6
27 Benzo(g,h,i)perylene	276	15.575	15.575	(1.156)	319890	5.00000	4.9

QC Flag Legend

H - Operator selected an alternate compound hit.

Data File: 1DE23005.D

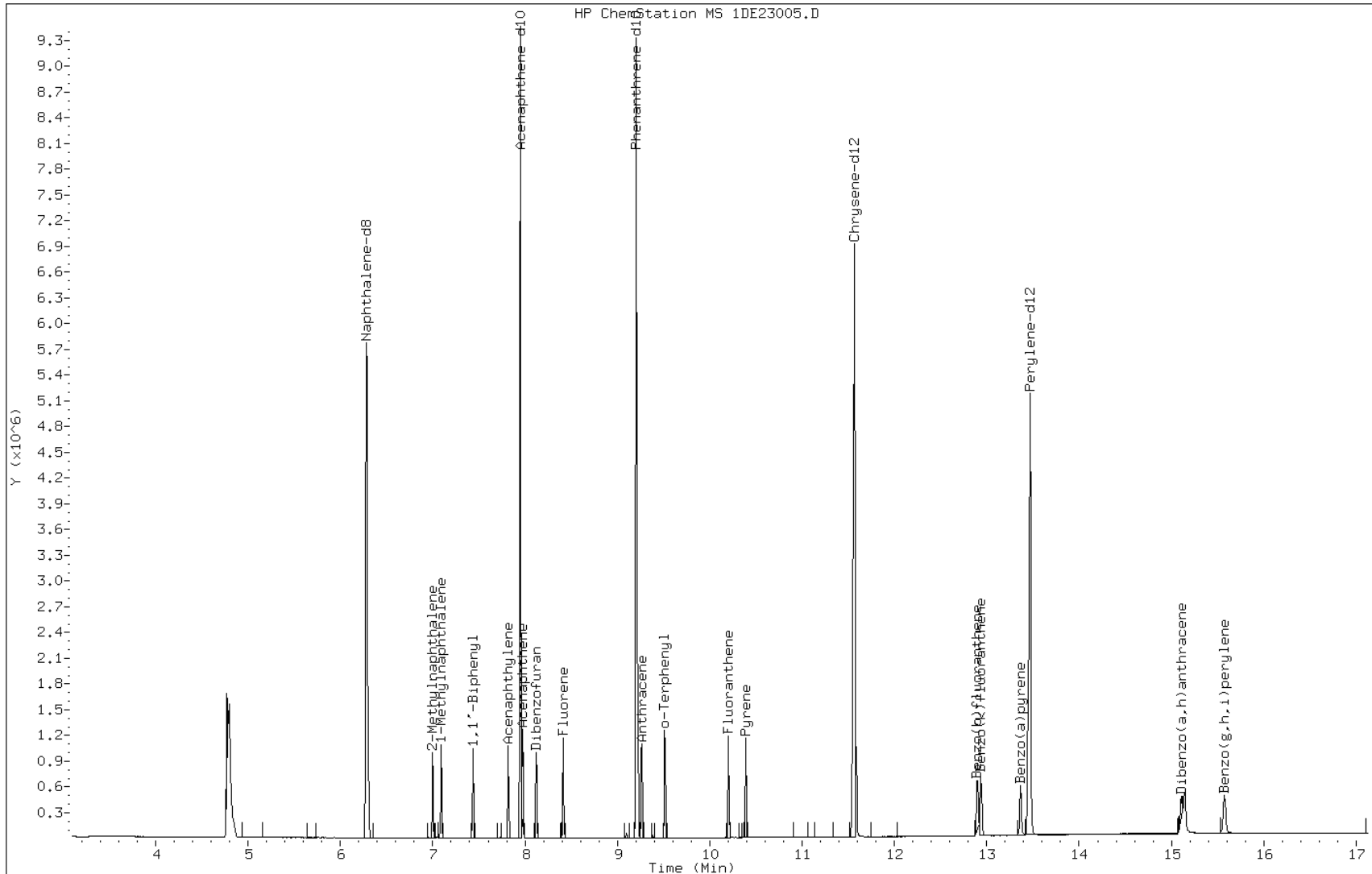
Date: 23-MAY-2013 13:48

Client ID:

Instrument: BSMSD.i

Sample Info: IC3

Operator: SCC



TestAmerica Laboratories

Semivolatiles 8270 low level PAH

Data file : \\tam-chemsvr\chem\SM\BSMSD.i\1D052313.b\1DE23006.D  
 Lab Smp Id: IC4  
 Inj Date : 23-MAY-2013 14:11  
 Operator : SCC Inst ID: BSMSD.i  
 Smp Info : IC4  
 Misc Info :  
 Comment :  
 Method : \\tam-chemsvr\chem\SM\BSMSD.i\1D052313.b\dfASTPAHi.m  
 Meth Date : 28-May-2013 11:51 BSMSD.i Quant Type: ISTD  
 Cal Date : 23-MAY-2013 13:48 Cal File: 1DE23005.D  
 Als bottle: 6 Calibration Sample, Level: 4  
 Dil Factor: 1.00000  
 Integrator: HP RTE Compound Sublist: pah.sub  
 Target Version: 4.14  
 Processing Host: TAM1000

Compounds	QUANT SIG					AMOUNTS	
	MASS	RT	EXP RT	REL RT	RESPONSE	CAL-AMT ( ug/l)	ON-COL ( ug/l)
* 1 Naphthalene-d8	136	6.284	6.284	(1.000)	3084725	40.0000	
* 7 Acenaphthene-d10	164	7.946	7.946	(1.000)	1752742	40.0000	
* 11 Phenanthrene-d10	188	9.204	9.204	(1.000)	2929857	40.0000	
\$ 15 o-Terphenyl	230	9.515	9.515	(1.034)	442134	10.0000	10
* 19 Chrysene-d12	240	11.566	11.566	(1.000)	2860263	40.0000	
* 24 Perylene-d12	264	13.469	13.469	(1.000)	2933068	40.0000	
2 Naphthalene	128	6.301	6.301	(1.003)	771801	10.0000	10
3 2-Methylnaphthalene	142	7.000	7.000	(1.114)	507950	10.0000	10
4 1-Methylnaphthalene	142	7.094	7.094	(1.129)	519415	10.0000	10
5 1,1'-Biphenyl	154	7.435	7.435	(0.936)	620318	10.0000	14
6 Acenaphthylene	152	7.817	7.817	(0.984)	790555	10.0000	11
8 Acenaphthene	154	7.976	7.976	(1.004)	479776	10.0000	10
9 Dibenzofuran	168	8.123	8.123	(1.022)	659738	10.0000	10
10 Fluorene	166	8.416	8.416	(1.059)	550212	10.0000	10
12 Phenanthrene	178	9.221	9.221	(1.002)	818249	10.0000	10
13 Anthracene	178	9.263	9.263	(1.006)	813240	10.0000	10
16 Fluoranthene	202	10.203	10.203	(1.109)	864953	10.0000	11
17 Pyrene	202	10.391	10.391	(0.898)	887682	10.0000	11
18 Benzo(a)anthracene	228	11.548	11.548	(0.998)	810407	10.0000	9.5
20 Chrysene	228	11.589	11.589	(1.002)	770411	10.0000	10
21 Benzo(b)fluoranthene	252	12.905	12.905	(0.958)	782118	10.0000	11
22 Benzo(k)fluoranthene	252	12.941	12.941	(0.961)	805050	10.0000	10
23 Benzo(a)pyrene	252	13.369	13.369	(0.993)	726611	10.0000	10
25 Indeno(1,2,3-cd)pyrene	276	15.114	15.114	(1.122)	718264	10.0000	9.6
26 Dibenzo(a,h)anthracene	278	15.150	15.150	(1.125)	690573	10.0000	9.9
27 Benzo(g,h,i)perylene	276	15.585	15.585	(1.157)	710395	10.0000	11

Data File: 1DE23006.D

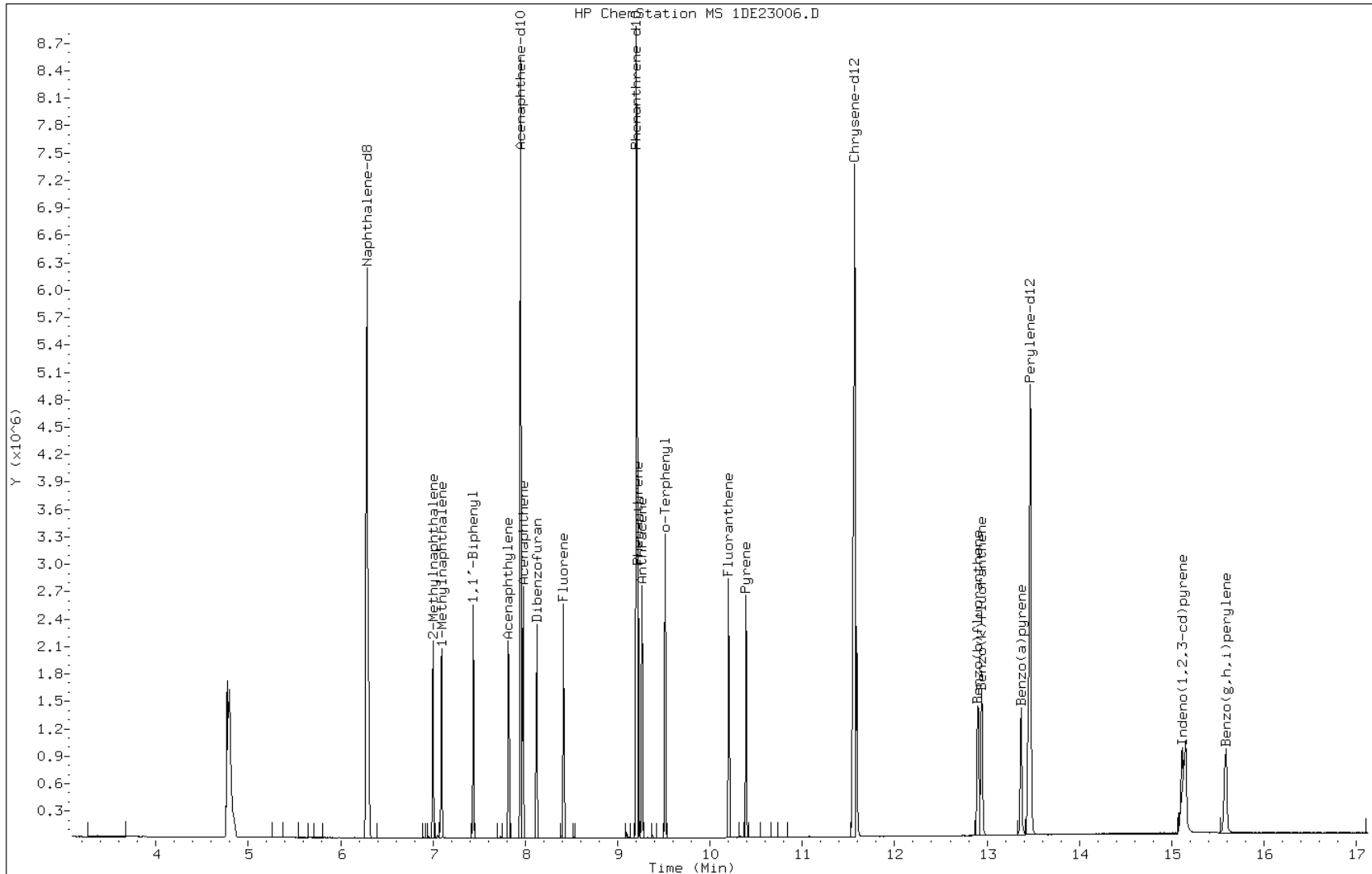
Date: 23-MAY-2013 14:11

Client ID:

Instrument: BSMSD.i

Sample Info: IC4

Operator: SCC



TestAmerica Laboratories

Semivolatiles 8270 low level PAH

Data file : \\tam-chemsvr\chem\SM\BSMSD.i\1D052313.b\1DE23007.D  
 Lab Smp Id: ICIS  
 Inj Date : 23-MAY-2013 14:33  
 Operator : SCC Inst ID: BSMSD.i  
 Smp Info : ICIS  
 Misc Info :  
 Comment :  
 Method : \\tam-chemsvr\chem\SM\BSMSD.i\1D052313.b\dfASTPAHi.m  
 Meth Date : 28-May-2013 11:51 BSMSD.i Quant Type: ISTD  
 Cal Date : 23-MAY-2013 14:11 Cal File: 1DE23006.D  
 Als bottle: 7 Calibration Sample, Level: 5  
 Dil Factor: 1.00000  
 Integrator: HP RTE Compound Sublist: pah.sub  
 Target Version: 4.14  
 Processing Host: TAM1000

Compounds	QUANT SIG					AMOUNTS	
	MASS	RT	EXP RT	REL RT	RESPONSE	CAL-AMT ( ug/l)	ON-COL ( ug/l)
* 1 Naphthalene-d8	136	6.284	6.284	(1.000)	3209942	40.0000	
* 7 Acenaphthene-d10	164	7.947	7.947	(1.000)	1824950	40.0000	
* 11 Phenanthrene-d10	188	9.204	9.204	(1.000)	3071098	40.0000	
\$ 15 o-Terphenyl	230	9.515	9.515	(1.034)	936684	20.0000	21
* 19 Chrysene-d12	240	11.566	11.566	(1.000)	3009447	40.0000	
* 24 Perylene-d12	264	13.476	13.476	(1.000)	3048824	40.0000	
2 Naphthalene	128	6.302	6.302	(1.003)	1601823	20.0000	20
3 2-Methylnaphthalene	142	7.001	7.001	(1.114)	1036995	20.0000	20
4 1-Methylnaphthalene	142	7.095	7.095	(1.129)	1048787	20.0000	20
5 1,1'-Biphenyl	154	7.436	7.436	(0.936)	1271034	20.0000	26
6 Acenaphthylene	152	7.817	7.817	(0.984)	1640830	20.0000	22
8 Acenaphthene	154	7.976	7.976	(1.004)	967502	20.0000	20
9 Dibenzofuran	168	8.123	8.123	(1.022)	1364999	20.0000	21
10 Fluorene	166	8.417	8.417	(1.059)	1138861	20.0000	21
12 Phenanthrene	178	9.228	9.228	(1.003)	1690403	20.0000	20
13 Anthracene	178	9.263	9.263	(1.006)	1697570	20.0000	21
16 Fluoranthene	202	10.203	10.203	(1.109)	1802958	20.0000	21
17 Pyrene	202	10.397	10.397	(0.899)	1840728	20.0000	21
18 Benzo(a)anthracene	228	11.548	11.548	(0.998)	1750909	20.0000	20
20 Chrysene	228	11.595	11.595	(1.003)	1561209	20.0000	19
21 Benzo(b)fluoranthene	252	12.912	12.912	(0.958)	1676574	20.0000	22
22 Benzo(k)fluoranthene	252	12.953	12.953	(0.961)	1680826	20.0000	21
23 Benzo(a)pyrene	252	13.376	13.376	(0.993)	1554051	20.0000	21
25 Indeno(1,2,3-cd)pyrene	276	15.127	15.127	(1.123)	1476159	20.0000	19
26 Dibenzo(a,h)anthracene	278	15.162	15.162	(1.125)	1486524	20.0000	20
27 Benzo(g,h,i)perylene	276	15.602	15.602	(1.158)	1498391	20.0000	22

Data File: 1DE23007.D

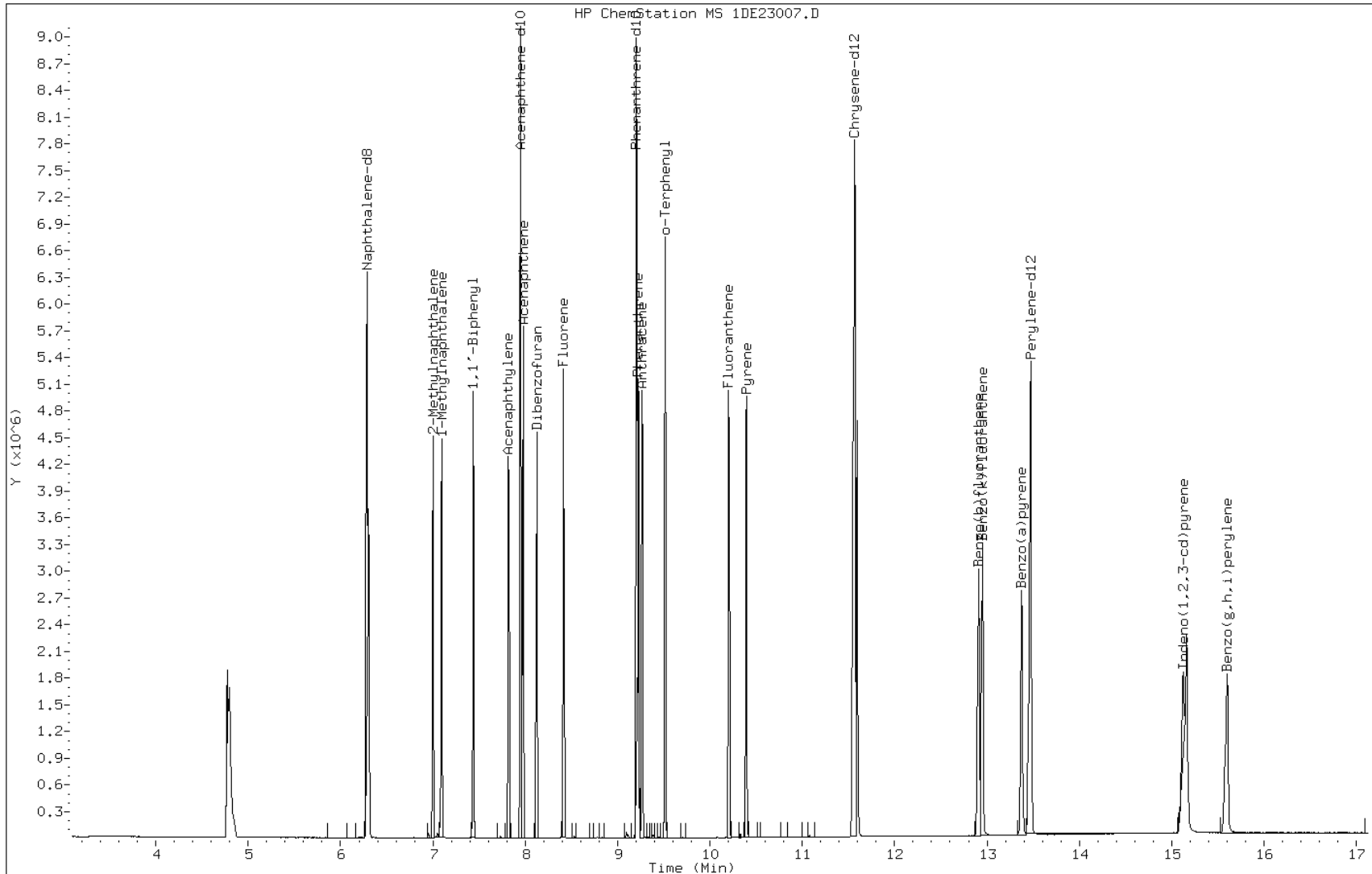
Date: 23-MAY-2013 14:33

Client ID:

Instrument: BSMDS.i

Sample Info: ICIS

Operator: SCC



TestAmerica Laboratories

Semivolatile 8270 low level PAH

Data file : \\tam-chemsvr\chem\SM\BSMSD.i\1D052313.b\1DE23008.D  
 Lab Smp Id: IC6  
 Inj Date : 23-MAY-2013 14:56  
 Operator : SCC Inst ID: BSMSD.i  
 Smp Info : IC6  
 Misc Info :  
 Comment :  
 Method : \\tam-chemsvr\chem\SM\BSMSD.i\1D052313.b\dFASTPAHi.m  
 Meth Date : 28-May-2013 11:51 BSMSD.i Quant Type: ISTD  
 Cal Date : 23-MAY-2013 14:33 Cal File: 1DE23007.D  
 Als bottle: 8 Calibration Sample, Level: 6  
 Dil Factor: 1.00000  
 Integrator: HP RTE Compound Sublist: pah.sub  
 Target Version: 4.14  
 Processing Host: TAM1000

Compounds	QUANT SIG					AMOUNTS	
	MASS	RT	EXP RT	REL RT	RESPONSE	CAL-AMT ( ug/l)	ON-COL ( ug/l)
* 1 Naphthalene-d8	136	6.286	6.286	(1.000)	3364617	40.0000	
* 7 Acenaphthene-d10	164	7.949	7.949	(1.000)	1886585	40.0000	
* 11 Phenanthrene-d10	188	9.206	9.206	(1.000)	3193681	40.0000	
\$ 15 o-Terphenyl	230	9.518	9.518	(1.034)	1451630	30.0000	31
* 19 Chrysene-d12	240	11.574	11.574	(1.000)	3127987	40.0000	
* 24 Perylene-d12	264	13.478	13.478	(1.000)	3115576	40.0000	
2 Naphthalene	128	6.304	6.304	(1.003)	2454439	30.0000	30
3 2-Methylnaphthalene	142	7.003	7.003	(1.114)	1611089	30.0000	30
4 1-Methylnaphthalene	142	7.097	7.097	(1.129)	1622169	30.0000	30
5 1,1'-Biphenyl	154	7.438	7.438	(0.936)	1954075	30.0000	35
6 Acenaphthylene	152	7.820	7.820	(0.984)	2528965	30.0000	32
8 Acenaphthene	154	7.978	7.978	(1.004)	1486714	30.0000	30
9 Dibenzofuran	168	8.125	8.125	(1.022)	2095529	30.0000	31
10 Fluorene	166	8.419	8.419	(1.059)	1759028	30.0000	31
12 Phenanthrene	178	9.230	9.230	(1.003)	2572622	30.0000	30
13 Anthracene	178	9.271	9.271	(1.007)	2636003	30.0000	31
16 Fluoranthene	202	10.211	10.211	(1.109)	2822979	30.0000	32
17 Pyrene	202	10.399	10.399	(0.898)	2878307	30.0000	31
18 Benzo(a)anthracene	228	11.557	11.557	(0.998)	2709801	30.0000	29
20 Chrysene	228	11.598	11.598	(1.002)	2431700	30.0000	29
21 Benzo(b)fluoranthene	252	12.914	12.914	(0.958)	2543308	30.0000	32
22 Benzo(k)fluoranthene	252	12.961	12.961	(0.962)	2688538	30.0000	33
23 Benzo(a)pyrene	252	13.384	13.384	(0.993)	2427727	30.0000	32
25 Indeno(1,2,3-cd)pyrene	276	15.135	15.135	(1.123)	2359651	30.0000	29
26 Dibenzo(a,h)anthracene	278	15.176	15.176	(1.126)	2300940	30.0000	31
27 Benzo(g,h,i)perylene	276	15.616	15.616	(1.159)	2296193	30.0000	32

Data File: 1DE23008.D

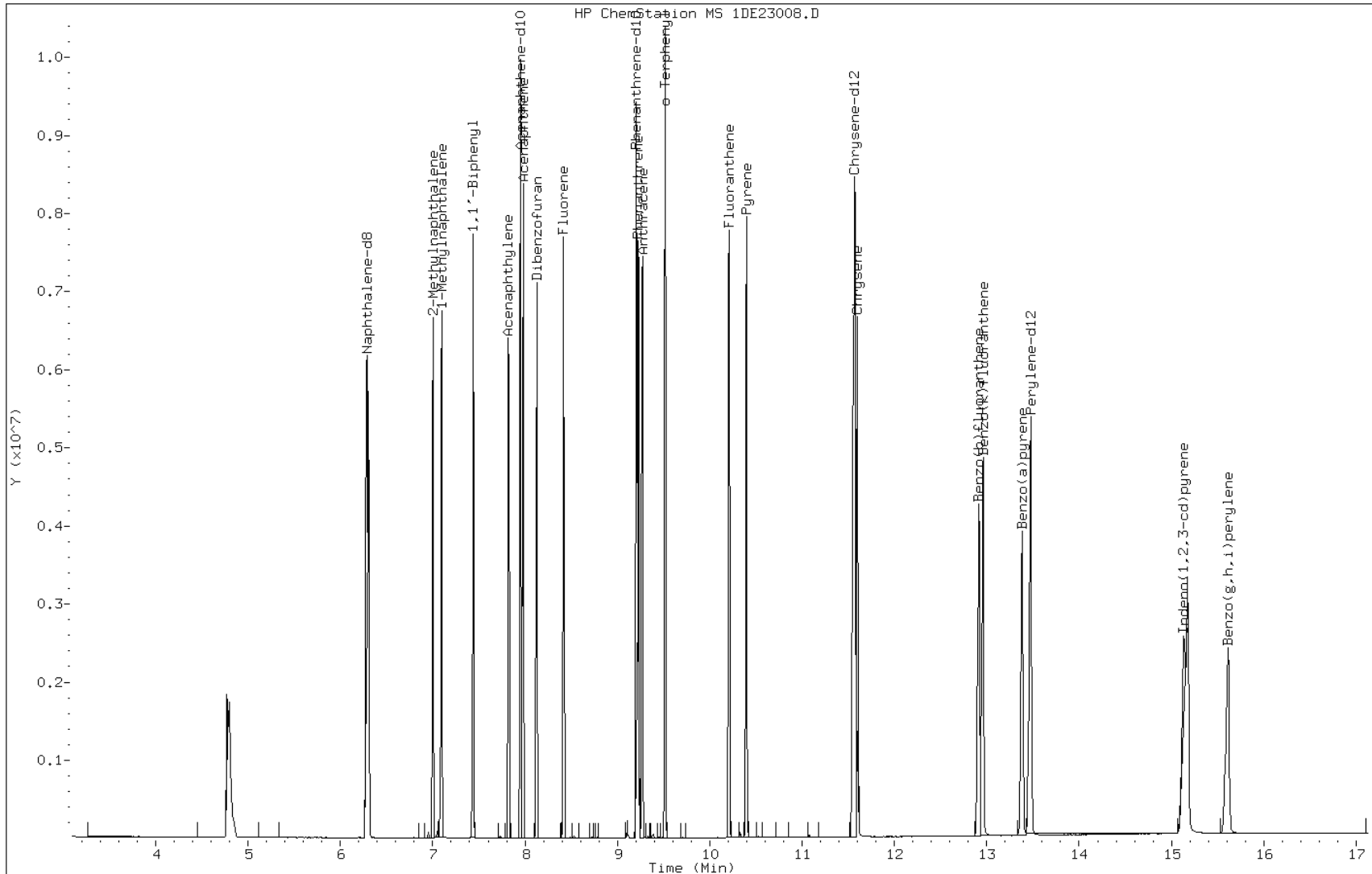
Date: 23-MAY-2013 14:56

Client ID:

Instrument: BMSMD.i

Sample Info: IC6

Operator: SCC





TestAmerica Laboratories

Semivolatile 8270 low level PAH

Data file : \\tam-chemsvr\chem\SM\BSMSD.i\1D052313.b\1DE23009.D  
 Lab Smp Id: IC7  
 Inj Date : 23-MAY-2013 15:19  
 Operator : SCC Inst ID: BSMSD.i  
 Smp Info : IC7  
 Misc Info :  
 Comment :  
 Method : \\tam-chemsvr\chem\SM\BSMSD.i\1D052313.b\dFASTPAHi.m  
 Meth Date : 28-May-2013 11:51 BSMSD.i Quant Type: ISTD  
 Cal Date : 23-MAY-2013 14:56 Cal File: 1DE23008.D  
 Als bottle: 9 Calibration Sample, Level: 7  
 Dil Factor: 1.00000  
 Integrator: HP RTE Compound Sublist: pah.sub  
 Target Version: 4.14  
 Processing Host: TAM1000

Compounds	QUANT SIG	AMOUNTS					
		MASS	RT	EXP RT	REL RT	RESPONSE	CAL-AMT ( ug/l)
* 1 Naphthalene-d8	136	6.283	6.283	(1.000)	3172868	40.0000	
* 7 Acenaphthene-d10	164	7.952	7.952	(1.000)	1767883	40.0000	
* 11 Phenanthrene-d10	188	9.209	9.209	(1.000)	2959275	40.0000	
\$ 15 o-Terphenyl	230	9.521	9.521	(1.034)	2294445	50.0000	53(A)
* 19 Chrysene-d12	240	11.577	11.577	(1.000)	2899179	40.0000	
* 24 Perylene-d12	264	13.481	13.481	(1.000)	2888367	40.0000	
2 Naphthalene	128	6.307	6.307	(1.004)	3854620	50.0000	49
3 2-Methylnaphthalene	142	7.006	7.006	(1.115)	2505140	50.0000	50(A)
4 1-Methylnaphthalene	142	7.100	7.100	(1.130)	2515238	50.0000	49
5 1,1'-Biphenyl	154	7.441	7.441	(0.936)	3029358	50.0000	54(A)
6 Acenaphthylene	152	7.823	7.823	(0.984)	3904072	50.0000	53(A)
8 Acenaphthene	154	7.981	7.981	(1.004)	2292684	50.0000	49
9 Dibenzofuran	168	8.128	8.128	(1.022)	3233580	50.0000	50(A)
10 Fluorene	166	8.422	8.422	(1.059)	2721626	50.0000	52(A)
12 Phenanthrene	178	9.227	9.227	(1.002)	3974751	50.0000	50
13 Anthracene	178	9.268	9.268	(1.006)	4044900	50.0000	52(A)
16 Fluoranthene	202	10.214	10.214	(1.109)	4360425	50.0000	53(A)
17 Pyrene	202	10.402	10.402	(0.899)	4398475	50.0000	52(A)
18 Benzo(a)anthracene	228	11.559	11.559	(0.998)	4292530	50.0000	50
20 Chrysene	228	11.606	11.606	(1.003)	3781128	50.0000	49
21 Benzo(b)fluoranthene	252	12.923	12.923	(0.959)	4185749	50.0000	58(A)
22 Benzo(k)fluoranthene	252	12.970	12.970	(0.962)	4172175	50.0000	55(A)
23 Benzo(a)pyrene	252	13.393	13.393	(0.993)	3889042	50.0000	54(A)
25 Indeno(1,2,3-cd)pyrene	276	15.149	15.149	(1.124)	3980252	50.0000	53(A)
26 Dibenzo(a,h)anthracene	278	15.196	15.196	(1.127)	3746128	50.0000	54(A)
27 Benzo(g,h,i)perylene	276	15.637	15.637	(1.160)	3714851	50.0000	57(A)

QC Flag Legend

A - Target compound detected but, quantitated amount exceeded maximum amount.

Data File: 1DE23009.D

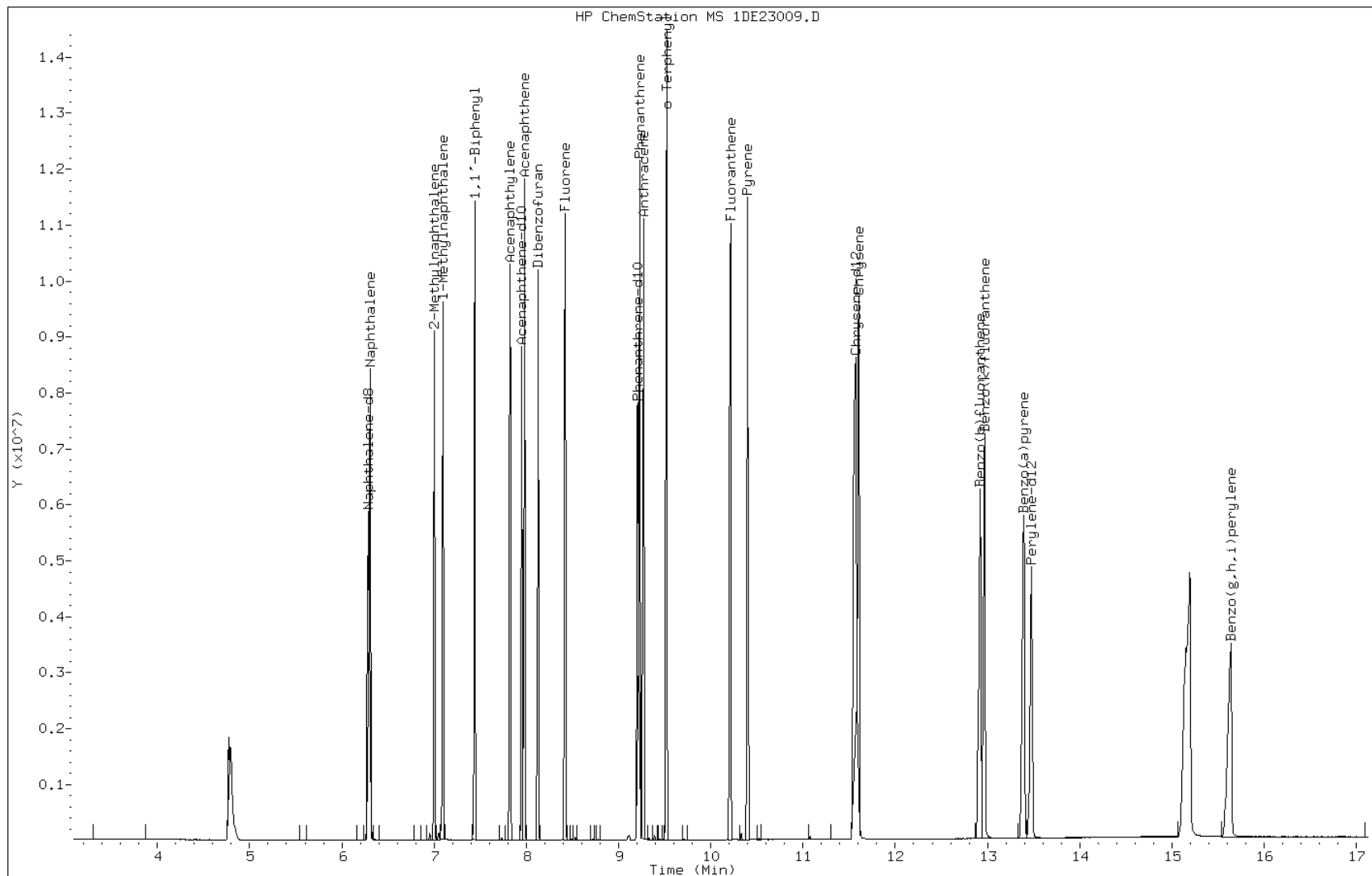
Date: 23-MAY-2013 15:19

Client ID:

Instrument: BSMDS.i

Sample Info: IC7

Operator: SCC



FORM VII  
GC/MS SEMI VOA CONTINUING CALIBRATION DATA

Lab Name: TestAmerica Tampa Job No.: 680-90622-1  
 SDG No.: 68090622-1  
 Lab Sample ID: ICV 660-137917/14 Calibration Date: 05/30/2013 16:53  
 Instrument ID: BSMA5973 Calib Start Date: 05/30/2013 15:07  
 GC Column: DB-5MS ID: 250.00 (um) Calib End Date: 05/30/2013 16:38  
 Lab File ID: 1AE30013.D Conc. Units: ug/mL

ANALYTE	CURVE TYPE	AVE RRF	RRF	MIN RRF	CALC AMOUNT	SPIKE AMOUNT	%D	MAX %D
Naphthalene	Ave	0.8616	0.9580	0.0000	2000	20.0	11.2	35.0
2-Methylnaphthalene	None		0.4646	0.0000	2000	20.0	4.1	35.0
1-Methylnaphthalene	Ave	0.6029	0.6328	0.0000	2000	20.0	5.0	35.0
Acenaphthylene	None		1.941	0.0000	1000	20.0	3.9	35.0
Acenaphthene	Ave	0.9226	1.019	0.0000	2000	20.0	10.4	35.0
Dibenzofuran	None		1.430		1000	20.0	1.3	
Fluorene	None		1.123	0.0000	2000	20.0	6.6	35.0
Phenanthrene	Ave	0.8573	0.9519	0.0000	500	20.0	11.0	35.0
Anthracene	Ave	0.9473	0.999	0.0000	200	20.0	5.4	35.0
Fluoranthene	None		1.112	0.0000	500	20.0	11.3	35.0
Pyrene	Ave	1.156	1.259	0.0000	500	20.0	9.0	35.0
Benzo[a]anthracene	Ave	1.075	1.128	0.0000	200	20.0	5.0	35.0
Chrysene	Ave	1.176	1.214	0.0000	200	20.0	3.2	35.0
Benzo[b]fluoranthene	Qua	0.9947	1.109	0.0000	200	20.0	0.9	35.0
Benzo[k]fluoranthene	Lin2	1.257	1.513	0.0000	200	20.0	5.7	35.0
Benzo[a]pyrene	Ave	0.9756	1.063	0.0000	200	20.0	9.0	35.0
Indeno[1,2,3-cd]pyrene	Qua	0.7458	0.7978	0.0000	200	20.0	2.4	35.0
Dibenz(a,h)anthracene	None		0.9298	0.0000	200	20.0	-0.0	35.0
Benzo[g,h,i]perylene	Ave	0.8711	0.9103	0.0000	500	20.0	4.5	35.0
o-Terphenyl	Ave	0.5460	0.5604	0.0000	20.5	20.0	2.6	35.0

TestAmerica Laboratories

Semivolatiles 8270C low level PAH

Data file : \\tam-chemsvr\chem\SM\BSMA5973.i\1A053013.b\1AE30013.D  
 Lab Smp Id: ICV-1558374  
 Inj Date : 30-MAY-2013 16:53  
 Operator : TP  
 Smp Info : ICV-1558374  
 Misc Info :  
 Comment :  
 Method : \\tam-chemsvr\chem\SM\BSMA5973.i\1A053013.b\1AE30013.D  
 Meth Date : 03-Jun-2013 10:33 cantins Quant Type: ISTD  
 Cal Date : 30-MAY-2013 16:38 Cal File: 1AE30012.D  
 Als bottle: 10 QC Sample: LCS  
 Dil Factor: 1.00000  
 Integrator: HP RTE Compound Sublist: pah.sub  
 Target Version: 4.14  
 Processing Host: TAM1000

Concentration Formula: Amt \* DF \* 1/Vi \* Vt/Vo \* A \* B \* C \* D \* CpndVariable

Name	Value	Description
DF	1.000	Dilution Factor
Vi	1.000	Injection Volume
Vt	1.000	Final Volume
Vo	1000.000	Sample Volume
A	1000.000	uL to mL conversion
B	1000.000	mL to L conversion
C	0.00100	ng to ug conversion
D	1.000	ug to mg conversion(value = 1= if no con
Cpnd Variable		Local Compound Variable

Compounds	QUANT	SIG	MASS	RT	EXP RT	REL RT	RESPONSE	CONCENTRATIONS	
								ON-COLUMN (ug/ml)	FINAL (ug/l)
* 1 Naphthalene-d8	136	2.494	2.493 (1.000)	682213	40.0000				
* 7 Acenaphthene-d10	164	3.520	3.524 (1.000)	336207	40.0000				
* 11 Phenanthrene-d10	188	4.460	4.465 (1.000)	558509	40.0000				
\$ 15 o-Terphenyl	230	4.754	4.758 (1.066)	156479	20.5264		20.5264		
* 19 Chrysene-d12	240	6.469	6.473 (1.000)	482825	40.0000				
* 24 Perylene-d12	264	7.548	7.552 (1.000)	386611	40.0000				
2 Naphthalene	128	2.505	2.504 (1.004)	326769	22.2374		22.2374		
3 2-Methylnaphthalene	141	2.911	2.915 (1.167)	158477	20.8113		20.8112		
4 1-Methylnaphthalene	142	2.965	2.969 (1.188)	215857	20.9941		20.9940(M)		
5 1,1'-Biphenyl	154	3.189	3.193 (1.278)	227924	19.3856		19.3855(M)		
6 Acenaphthylene	152	3.435	3.433 (0.976)	326271	20.7761		20.7761(M)		
8 Acenaphthene	154	3.541	3.540 (1.006)	171257	22.0856		22.0856		
9 Dibenzofuran	168	3.643	3.647 (1.035)	240362	20.2592		20.2591(M)		
10 Fluorene	166	3.851	3.850 (1.094)	188713	21.3146		21.3145		
12 Phenanthrene	178	4.476	4.481 (1.004)	265827	22.2081		22.2081		
13 Anthracene	178	4.508	4.513 (1.011)	278912	21.0860		21.0859		
16 Fluoranthene	202	5.336	5.341 (1.196)	310585	22.2564		22.2563(M)		

Compounds	QUANT SIG	RT	EXP RT	REL RT	RESPONSE	CONCENTRATIONS	
						ON-COLUMN (ug/ml)	FINAL ( ug/l)
17 Pyrene	202	5.502	5.501	(0.851)	304039	21.7986	21.7986
18 Benzo(a)anthracene	228	6.464	6.468	(0.999)	272318	20.9949	20.9948
20 Chrysene	228	6.485	6.489	(1.002)	293124	20.6458	20.6458(M)
21 Benzo(b)fluoranthene	252	7.276	7.280	(0.964)	214350	20.1807	20.1807
22 Benzo(k)fluoranthene	252	7.297	7.301	(0.967)	292387	21.1442	21.1442(M)
23 Benzo(a)pyrene	252	7.500	7.510	(0.994)	205562	21.8003	21.8003
25 Indeno(1,2,3-cd)pyrene	276	8.285	8.295	(1.098)	154210	20.4719	20.4719(M)
26 Dibenzo(a,h)anthracene	278	8.307	8.321	(1.100)	179733	19.9926	19.9925(M)
27 Benzo(g,h,i)perylene	276	8.488	8.503	(1.125)	175968	20.9011	20.9011(M)

QC Flag Legend

M - Compound response manually integrated.

Data File: 1AE30013.D

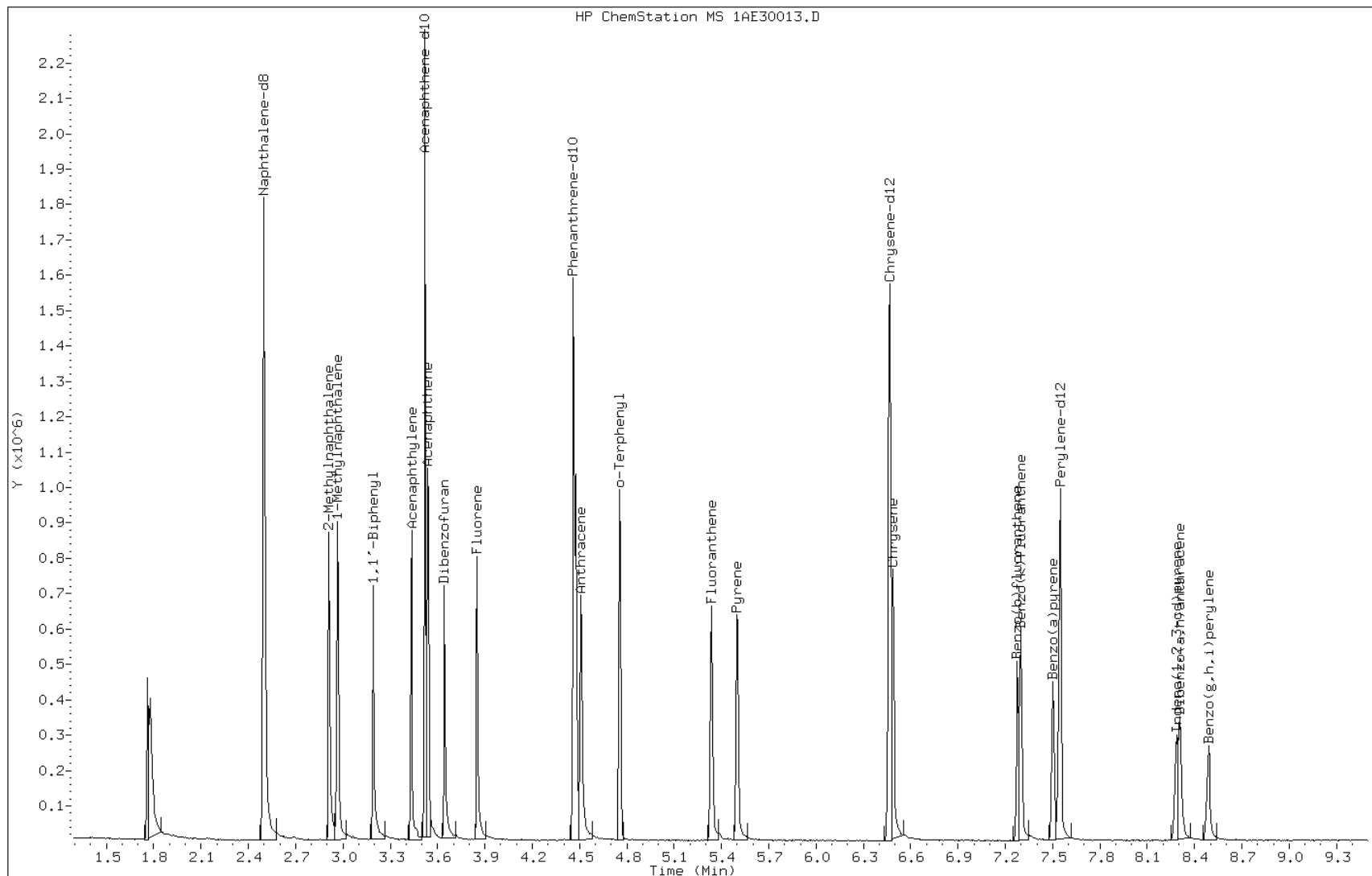
Date: 30-MAY-2013 16:53

Client ID:

Instrument: BSMA5973.i

Sample Info: ICV-1558374

Operator: TP

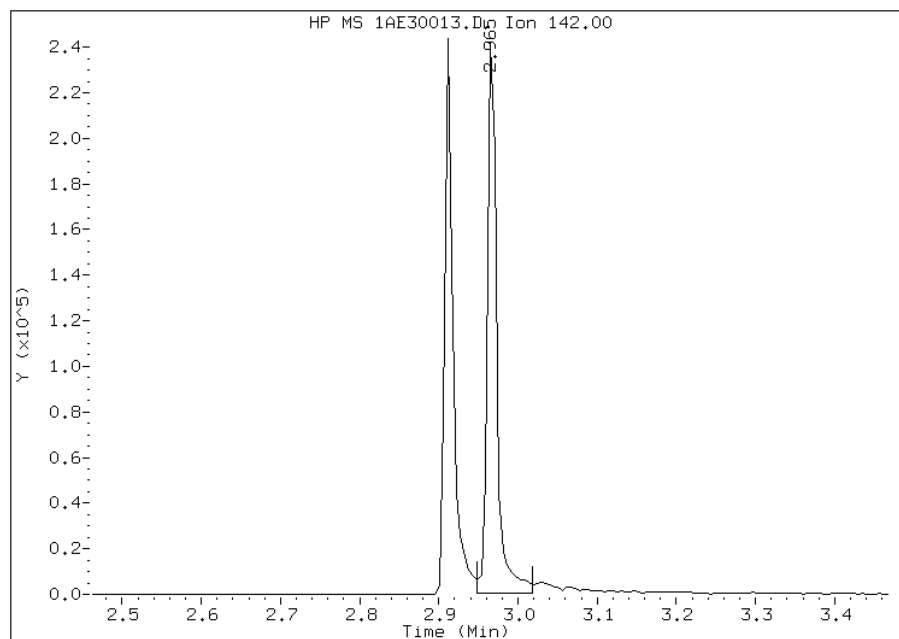


# Manual Integration Report

Data File: 1AE30013.D  
Inj. Date and Time: 30-MAY-2013 16:53  
Instrument ID: BSMA5973.i  
Client ID:  
Compound: 4 1-Methylnaphthalene  
CAS #: 90-12-0  
Report Date: 06/03/2013

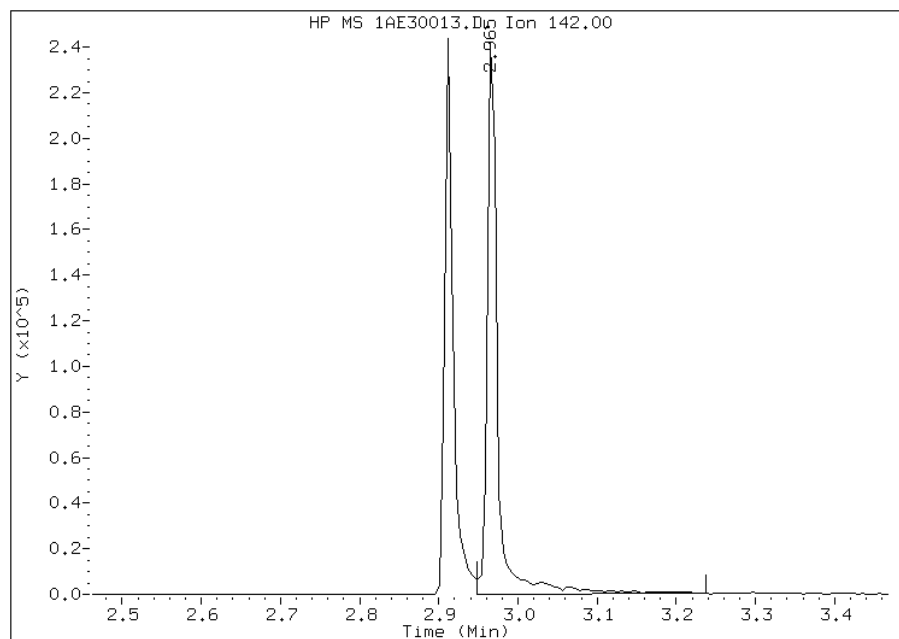
## Processing Integration Results

RT: 2.97  
Response: 195522  
Amount: 20  
Conc: 20



## Manual Integration Results

RT: 2.97  
Response: 215857  
Amount: 21  
Conc: 21



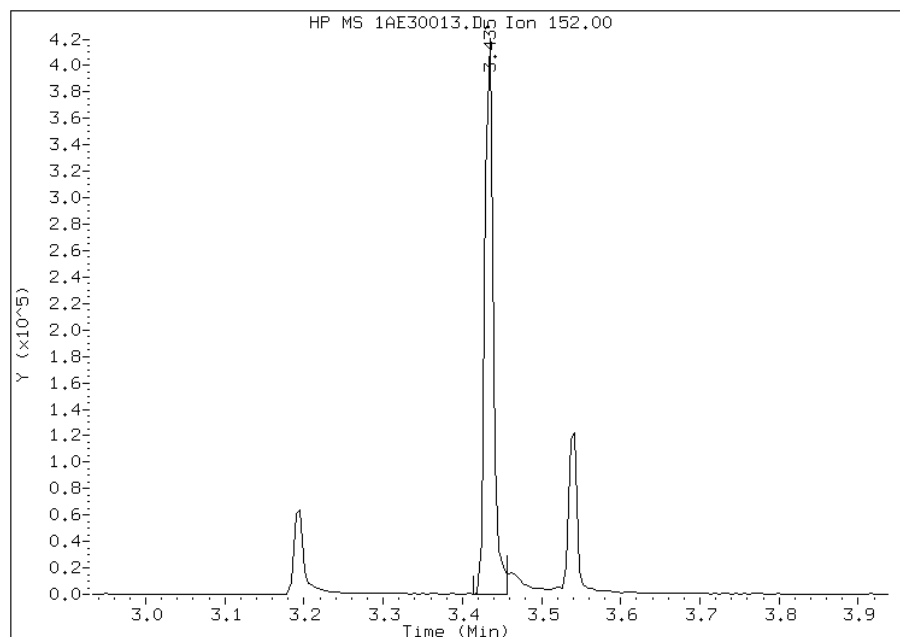
Manually Integrated By: cantins  
Modification Date: 03-Jun-2013 10:18  
Manual Integration Reason: Baseline Event

Manual Integration Report

Data File: 1AE30013.D  
Inj. Date and Time: 30-MAY-2013 16:53  
Instrument ID: BSMA5973.i  
Client ID:  
Compound: 6 Acenaphthylene  
CAS #: 208-96-8  
Report Date: 06/03/2013

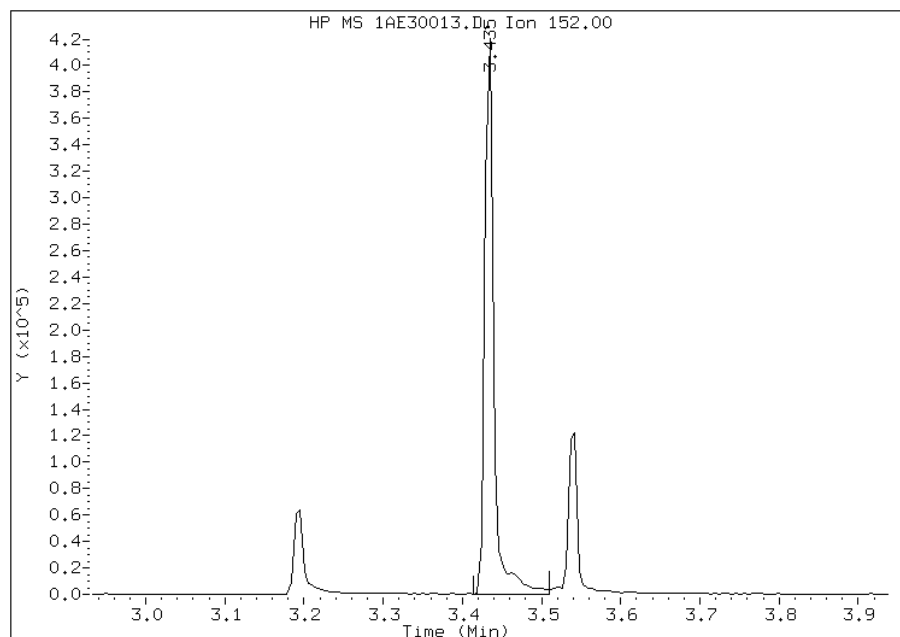
Processing Integration Results

RT: 3.44  
Response: 303129  
Amount: 19  
Conc: 19



Manual Integration Results

RT: 3.44  
Response: 326271  
Amount: 21  
Conc: 21



Manually Integrated By: cantins  
Modification Date: 03-Jun-2013 10:18  
Manual Integration Reason: Baseline Event

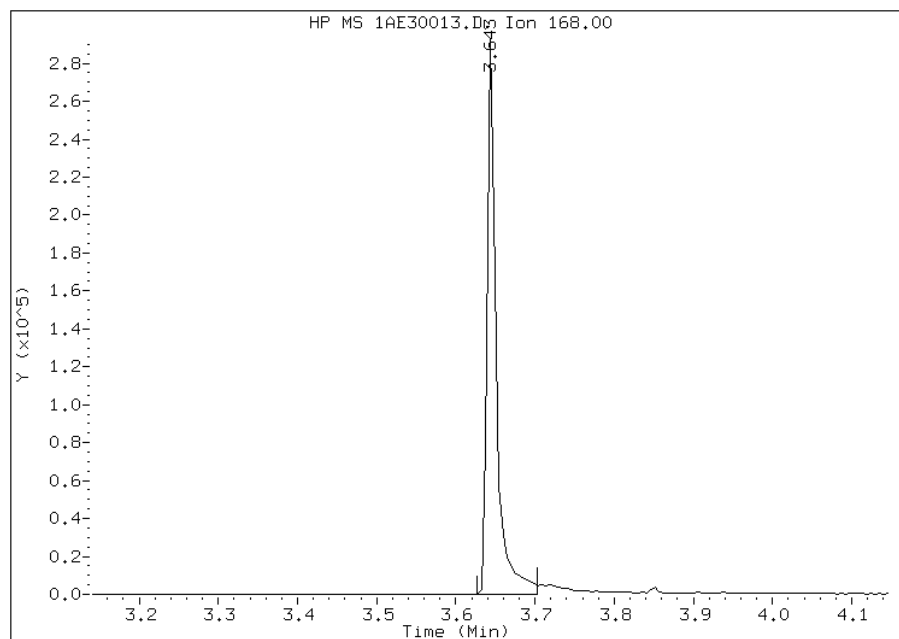


# Manual Integration Report

Data File: 1AE30013.D  
Inj. Date and Time: 30-MAY-2013 16:53  
Instrument ID: BSMA5973.i  
Client ID:  
Compound: 9 Dibenzofuran  
CAS #: 132-64-9  
Report Date: 06/03/2013

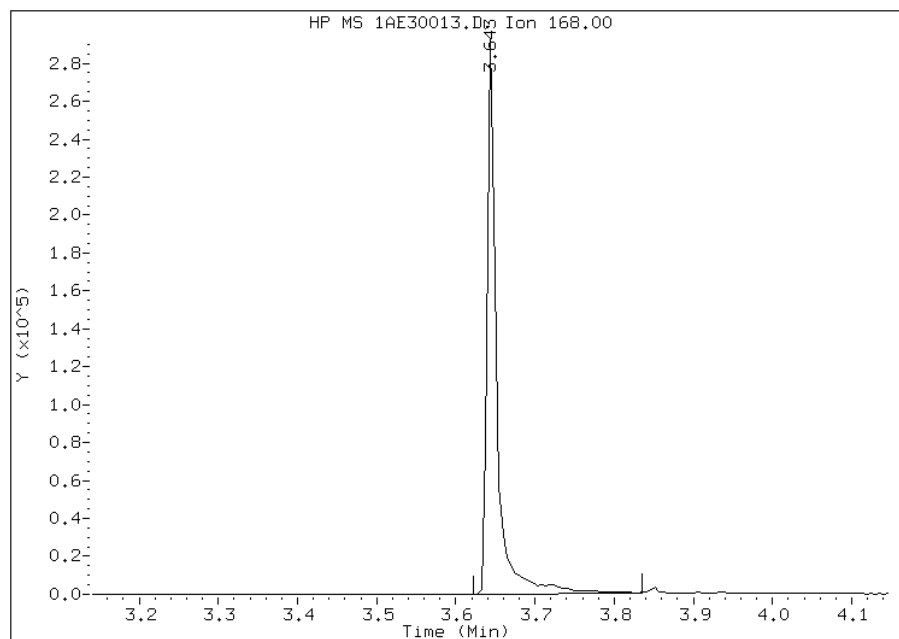
## Processing Integration Results

RT: 3.64  
Response: 227404  
Amount: 18  
Conc: 18



## Manual Integration Results

RT: 3.64  
Response: 240362  
Amount: 20  
Conc: 20



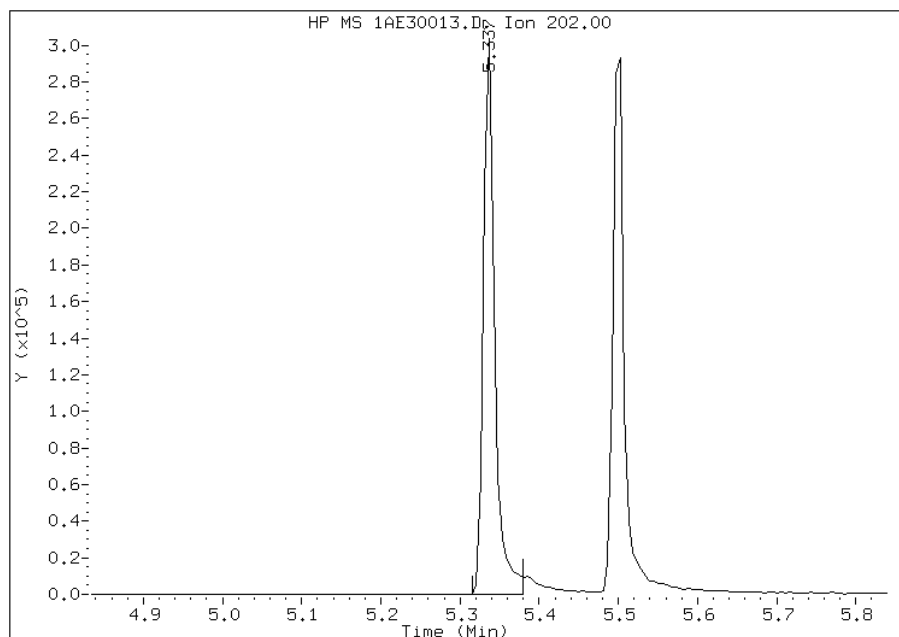
Manually Integrated By: cantins  
Modification Date: 03-Jun-2013 10:19  
Manual Integration Reason: Baseline Event

Manual Integration Report

Data File: 1AE30013.D  
Inj. Date and Time: 30-MAY-2013 16:53  
Instrument ID: BSMA5973.i  
Client ID:  
Compound: 16 Fluoranthene  
CAS #: 206-44-0  
Report Date: 06/03/2013

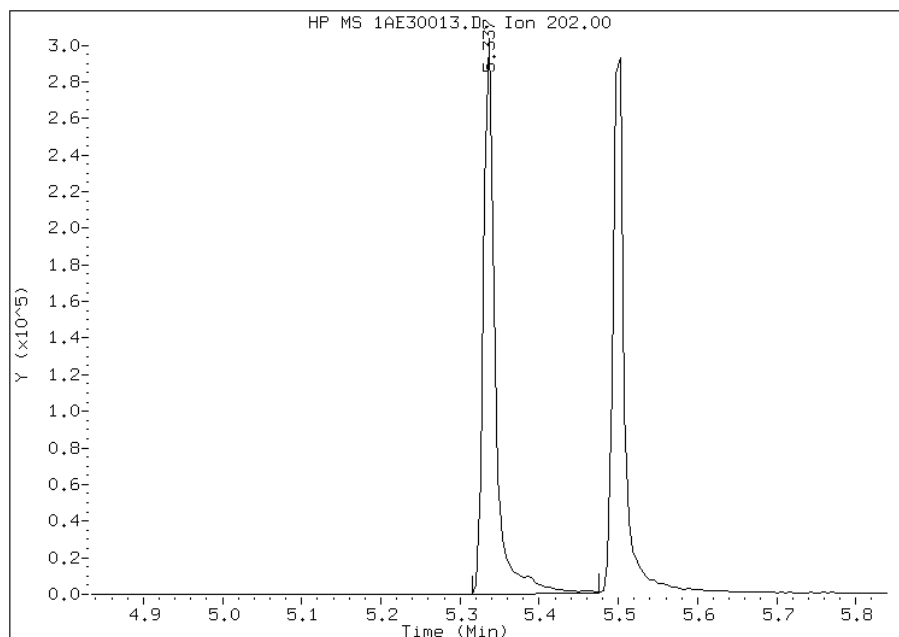
Processing Integration Results

RT: 5.34  
Response: 293917  
Amount: 21  
Conc: 21



Manual Integration Results

RT: 5.34  
Response: 310585  
Amount: 22  
Conc: 22



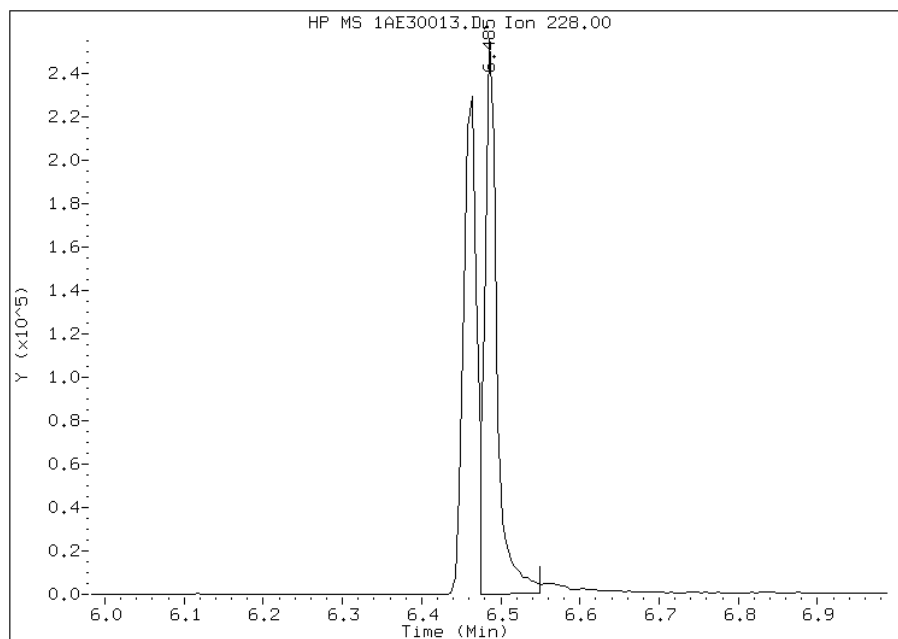
Manually Integrated By: cantins  
Modification Date: 03-Jun-2013 10:19  
Manual Integration Reason: Baseline Event

# Manual Integration Report

Data File: 1AE30013.D  
Inj. Date and Time: 30-MAY-2013 16:53  
Instrument ID: BSMA5973.i  
Client ID:  
Compound: 20 Chrysene  
CAS #: 218-01-9  
Report Date: 06/03/2013

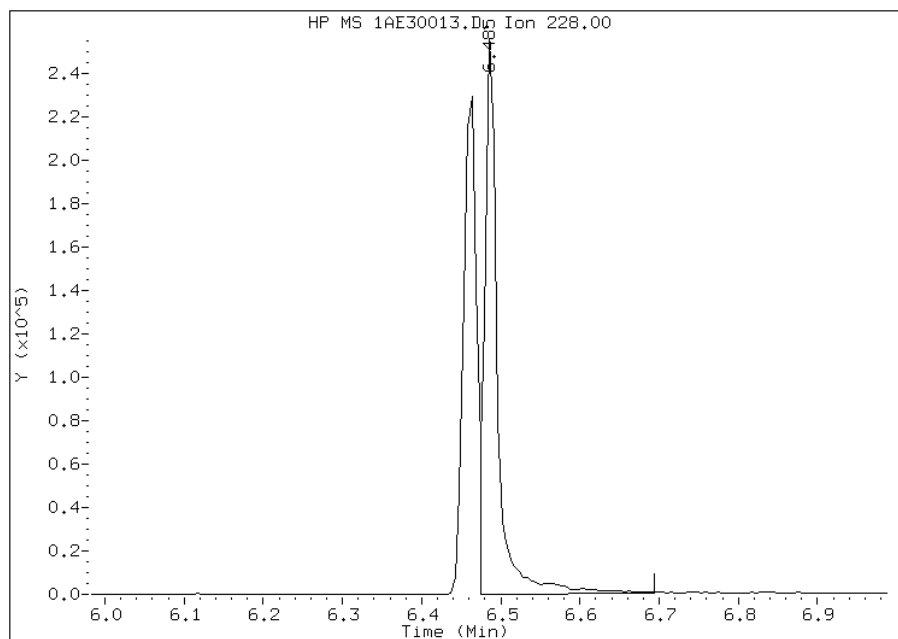
## Processing Integration Results

RT: 6.49  
Response: 278021  
Amount: 20  
Conc: 20



## Manual Integration Results

RT: 6.49  
Response: 293124  
Amount: 21  
Conc: 21



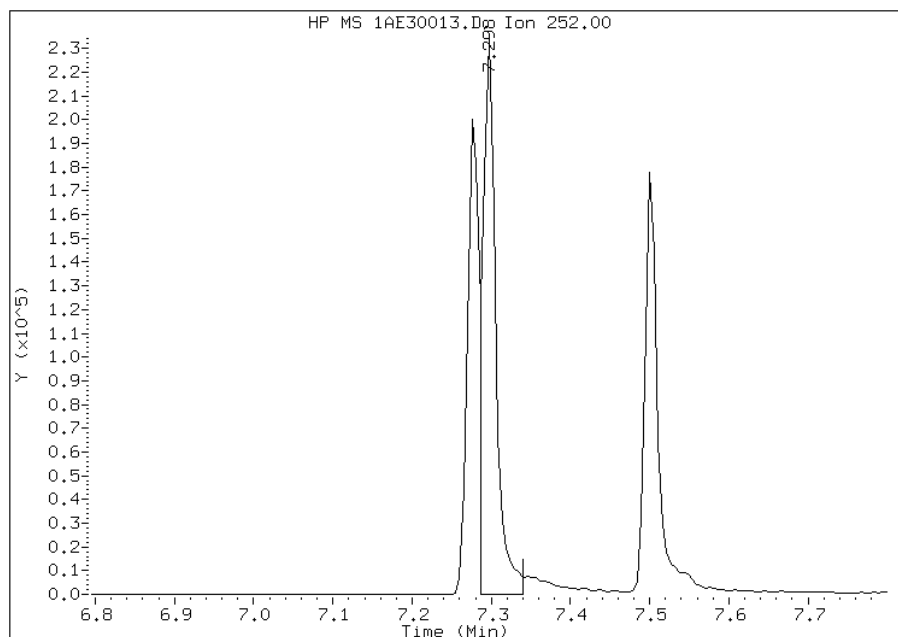
Manually Integrated By: cantins  
Modification Date: 03-Jun-2013 10:19  
Manual Integration Reason: Baseline Event

# Manual Integration Report

Data File: 1AE30013.D  
Inj. Date and Time: 30-MAY-2013 16:53  
Instrument ID: BSMA5973.i  
Client ID:  
Compound: 22 Benzo(k)fluoranthene  
CAS #: 207-08-9  
Report Date: 06/03/2013

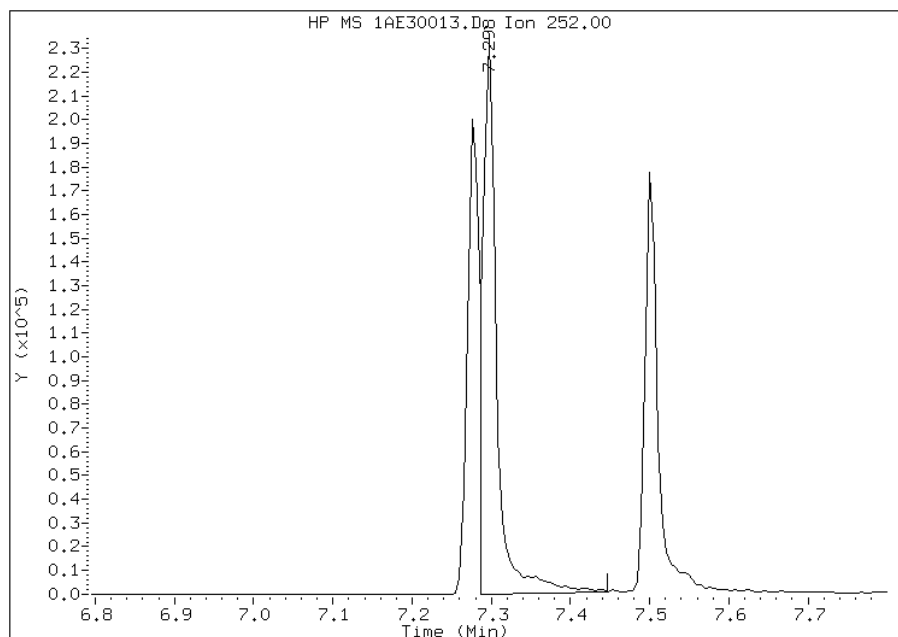
## Processing Integration Results

RT: 7.30  
Response: 273355  
Amount: 20  
Conc: 20



## Manual Integration Results

RT: 7.30  
Response: 292387  
Amount: 21  
Conc: 21



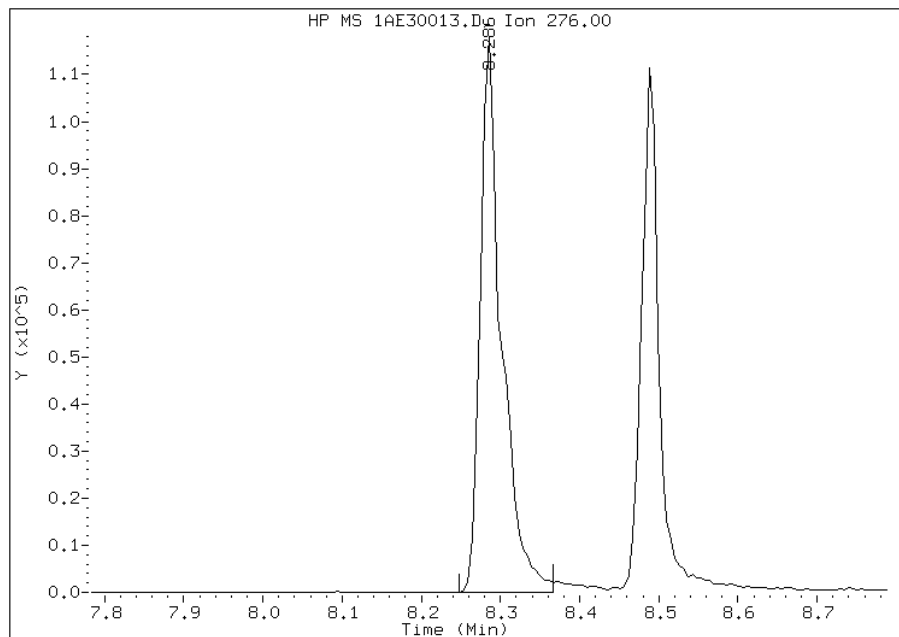
Manually Integrated By: cantins  
Modification Date: 03-Jun-2013 10:19  
Manual Integration Reason: Baseline Event

Manual Integration Report

Data File: 1AE30013.D  
Inj. Date and Time: 30-MAY-2013 16:53  
Instrument ID: BSMA5973.i  
Client ID:  
Compound: 25 Indeno(1,2,3-cd)pyrene  
CAS #: 193-39-5  
Report Date: 06/03/2013

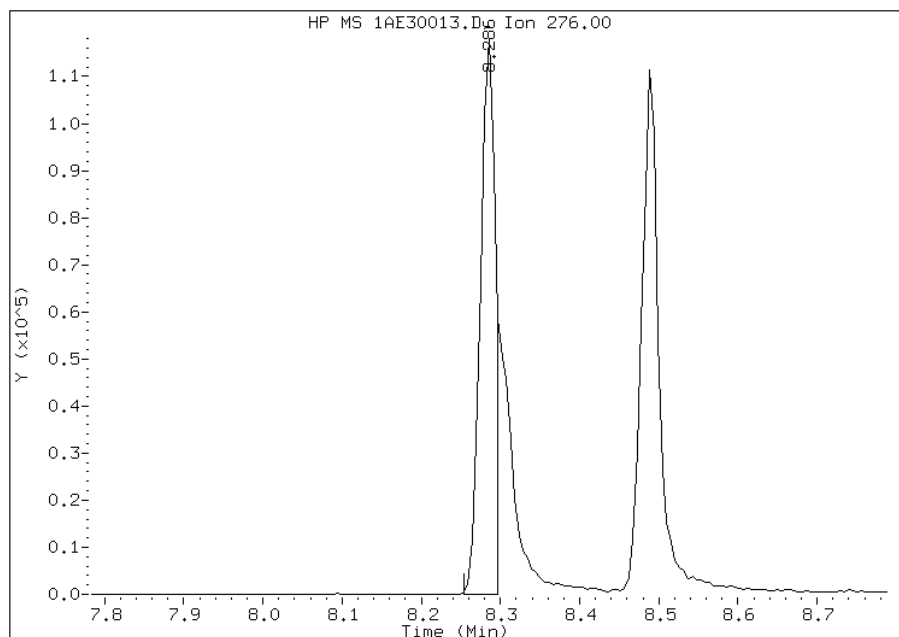
Processing Integration Results

RT: 8.29  
Response: 218227  
Amount: 32  
Conc: 32



Manual Integration Results

RT: 8.29  
Response: 154210  
Amount: 20  
Conc: 20



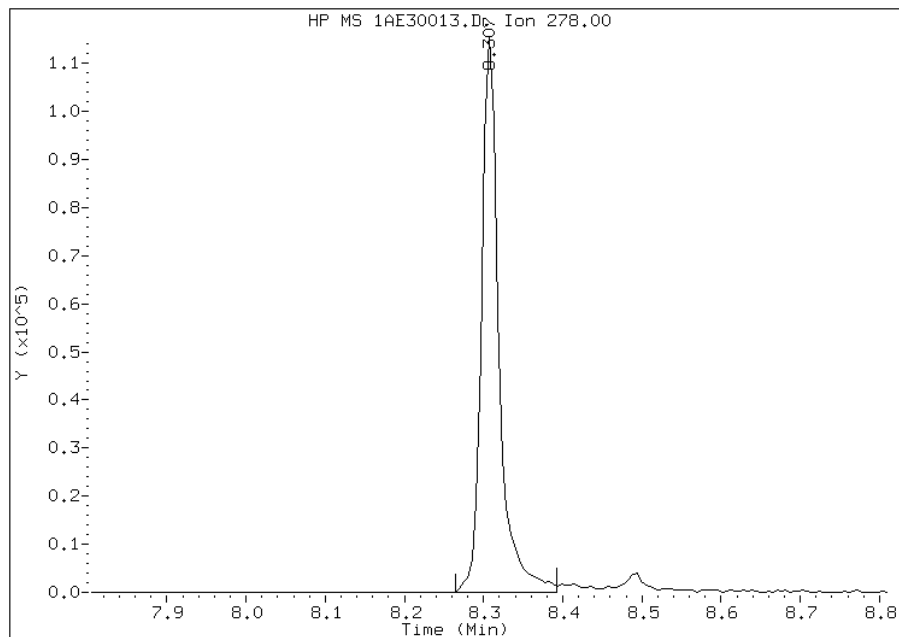
Manually Integrated By: perrint  
Modification Date: 31-May-2013 13:52  
Manual Integration Reason: Split Peak

# Manual Integration Report

Data File: 1AE30013.D  
Inj. Date and Time: 30-MAY-2013 16:53  
Instrument ID: BSMA5973.i  
Client ID:  
Compound: 26 Dibenzo(a,h)anthracene  
CAS #: 53-70-3  
Report Date: 06/03/2013

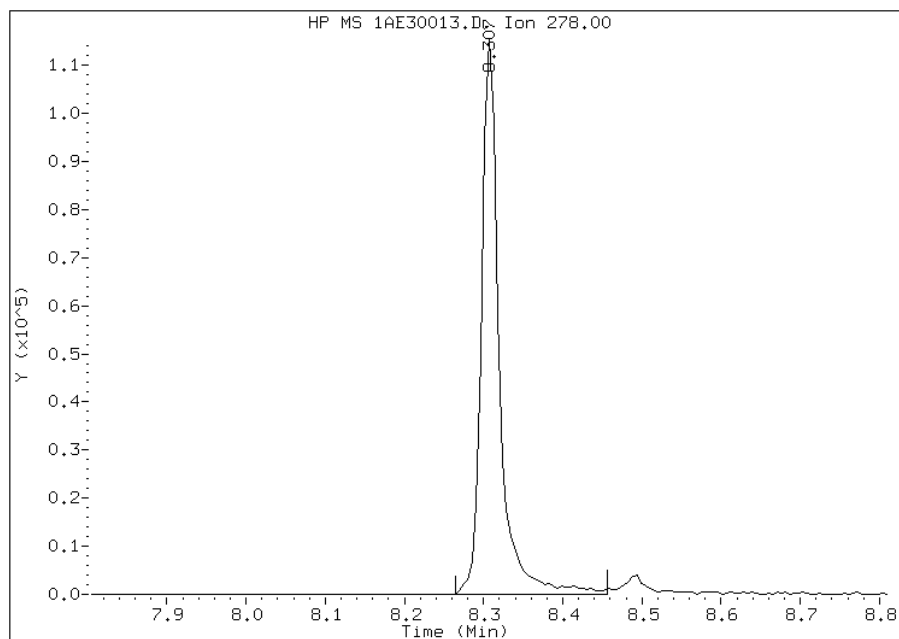
## Processing Integration Results

RT: 8.31  
Response: 174993  
Amount: 19  
Conc: 19



## Manual Integration Results

RT: 8.31  
Response: 179733  
Amount: 20  
Conc: 20



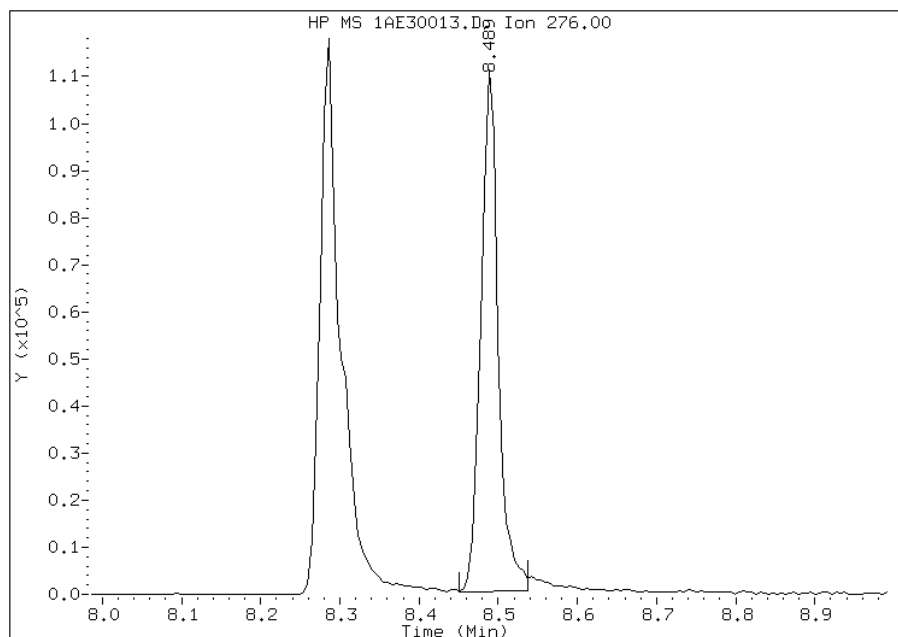
Manually Integrated By: cantins  
Modification Date: 03-Jun-2013 10:19  
Manual Integration Reason: Baseline Event

# Manual Integration Report

Data File: 1AE30013.D  
Inj. Date and Time: 30-MAY-2013 16:53  
Instrument ID: BSMA5973.i  
Client ID:  
Compound: 27 Benzo(g,h,i)perylene  
CAS #: 191-24-2  
Report Date: 06/03/2013

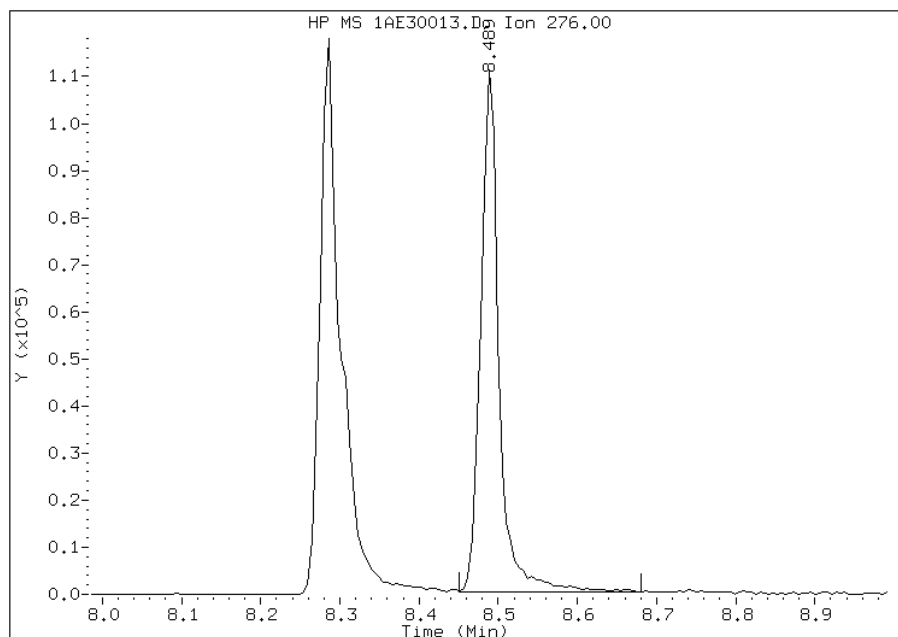
## Processing Integration Results

RT: 8.49  
Response: 166443  
Amount: 19  
Conc: 19



## Manual Integration Results

RT: 8.49  
Response: 175968  
Amount: 21  
Conc: 21



Manually Integrated By: cantins  
Modification Date: 03-Jun-2013 10:19  
Manual Integration Reason: Baseline Event

FORM VII  
GC/MS SEMI VOA CONTINUING CALIBRATION DATA

Lab Name: TestAmerica Tampa Job No.: 680-90622-1  
 SDG No.: 68090622-1  
 Lab Sample ID: ICV 660-137704/22 Calibration Date: 05/22/2013 18:24  
 Instrument ID: BSMC5973 Calib Start Date: 05/22/2013 16:16  
 GC Column: DB-5MS ID: 250.00 (um) Calib End Date: 05/22/2013 18:05  
 Lab File ID: 1CE22021.D Conc. Units: ug/Kg

ANALYTE	CURVE TYPE	AVE RRF	RRF	MIN RRF	CALC AMOUNT	SPIKE AMOUNT	%D	MAX %D
Naphthalene	Ave	0.9715	0.9301	0.0000	16500	20000	-4.3	35.0
2-Methylnaphthalene	Ave	0.6261	0.6170	0.0000	19700	20000	-1.5	35.0
1-Methylnaphthalene	Ave	0.6160	0.5991	0.0000	19400	20000	-2.7	35.0
Acenaphthylene	Ave	1.533	1.564	0.0000	20400	20000	2.0	35.0
Acenaphthene	Ave	0.9616	1.032	0.0000	21500	20000	7.3	35.0
Fluorene	Ave	1.227	1.251	0.0000	20400	20000	2.0	35.0
Phenanthrene	Ave	1.182	1.066	0.0000	18000	20000	-9.8	35.0
Anthracene	Ave	1.095	1.062	0.0000	19400	20000	-3.0	35.0
Carbazole	None		0.9704	0.0000	19100	20000	-4.5	35.0
Fluoranthene	Ave	1.208	1.218	0.0000	20200	20000	0.8	35.0
Pyrene	Ave	1.080	1.007	0.0000	18600	20000	-6.8	35.0
Benzo[a]anthracene	Ave	1.103	1.086	0.0000	19700	20000	-1.6	35.0
Chrysene	Ave	1.111	0.9873	0.0000	17800	20000	-11.1	35.0
Benzo[b]fluoranthene	Ave	0.9828	1.049	0.0000	21400	20000	6.8	35.0
Benzo[k]fluoranthene	Ave	1.098	1.039	0.0000	18900	20000	-5.4	35.0
Benzo[a]pyrene	Lin2	0.9064	0.8617	0.0000	17200	20000	-13.8	35.0
Indeno[1,2,3-cd]pyrene	None		0.8942	0.0000	16900	20000	-15.6	35.0
Dibenz(a,h)anthracene	Ave	0.8538	0.9488	0.0000	22200	20000	11.1	35.0
Benzo[g,h,i]perylene	Ave	0.9293	0.9372	0.0000	20200	20000	0.9	35.0
o-Terphenyl	Ave	0.6231	0.5760	0.0000	18500	20000	-7.6	35.0



TestAmerica Laboratories

Semivolatiles 8270C low level PAH

Data file : \\tam-chemsvr\chem\SM\BSMC5973.i\1C052213.b\1CE22021.D  
 Lab Smp Id: ICV-1448440  
 Inj Date : 22-MAY-2013 18:24  
 Operator : SCC  
 Smp Info : ICV-1448440  
 Misc Info :  
 Comment :  
 Method : \\tam-chemsvr\chem\SM\BSMC5973.i\1C052213.b\a-bFASTPAHi-m.m  
 Meth Date : 23-May-2013 10:16 cantins Quant Type: ISTD  
 Cal Date : 22-MAY-2013 18:05 Cal File: 1CE22020.D  
 Als bottle: 21 QC Sample: LCS  
 Dil Factor: 1.00000  
 Integrator: HP RTE  
 Target Version: 4.14  
 Processing Host: TAM1000

Concentration Formula: Amt \* DF \* 1/Vi \* Vt/Vo \* A \* B \* C \* D \* CpndVariable

Name	Value	Description
DF	1.000	Dilution Factor
Vi	1.000	Injection Volume
Vt	1.000	Final Volume
Vo	1000.000	Sample Volume
A	1000.000	uL to mL conversion
B	1000.000	mL to L conversion
C	0.00100	ng to ug conversion
D	1.000	ug to mg conversion(value = 1= if no con
Cpnd Variable		Local Compound Variable

Compounds	QUANT	SIG	MASS	RT	EXP RT	REL RT	RESPONSE	CONCENTRATIONS	
								ON-COLUMN (ug/ml)	FINAL (ug/l)
* 1 Naphthalene-d8	136		4.057	4.057	(1.000)	3002271	40.0000		
* 6 Acenaphthene-d10	164		5.145	5.145	(1.000)	2105599	40.0000		
* 10 Phenanthrene-d10	188		6.115	6.116	(1.000)	3933786	40.0000		
\$ 14 o-Terphenyl	230		6.368	6.369	(1.041)	1132912	18.4880	18.4879	
* 18 Chrysene-d12	240		8.080	8.080	(1.000)	4897113	40.0000		
* 23 Perylene-d12	264		9.421	9.422	(1.000)	5001508	40.0000		
2 Naphthalene	128		4.068	4.069	(1.003)	1396179	16.4792	16.4791	
3 2-Methylnaphthalene	142		4.498	4.498	(1.109)	926205	19.7091	19.7091	
4 1-Methylnaphthalene	142		4.557	4.557	(1.123)	899280	19.4499	19.4499	
5 Acenaphthylene	152		5.057	5.057	(0.983)	1647037	20.4044	20.4044	
7 Acenaphthene	154		5.168	5.169	(1.005)	1085991	21.4542	21.4542	
9 Fluorene	166		5.492	5.492	(1.067)	1317395	20.3970	20.3969	
11 Phenanthrene	178		6.133	6.134	(1.003)	2097305	18.0459	18.0458	
12 Anthracene	178		6.162	6.169	(1.008)	2089618	19.4074	19.4074	
13 Carbazole	167		6.268	6.269	(1.025)	1908718	19.0953	19.0952	
15 Fluoranthene	202		6.980	6.981	(1.141)	2395060	20.1616	20.1615	
16 Pyrene	202		7.151	7.157	(0.885)	2466023	18.6485	18.6484	

Compounds	QUANT SIG		CONCENTRATIONS				
	MASS	RT	EXP RT	REL RT	RESPONSE	ON-COLUMN (ug/ml)	FINAL ( ug/l)
=====	====	====	=====	=====	=====	=====	=====
17 Benzo(a)anthracene	228	8.068	8.069	(0.999)	2658526	19.6876	19.6876
19 Chrysene	228	8.098	8.098	(1.002)	2417569	17.7820	17.7819
20 Benzo(b)fluoranthene	252	9.009	9.016	(0.956)	2624437	21.3569	21.3569
21 Benzo(k)fluoranthene	252	9.039	9.039	(0.959)	2597310	18.9241	18.9240
22 Benzo(a)pyrene	252	9.356	9.357	(0.993)	2154856	17.2473	17.2473
24 Indeno(1,2,3-cd)pyrene	276	10.809	10.816	(1.147)	2236055	16.8743	16.8743(M)
25 Dibenzo(a,h)anthracene	278	10.827	10.839	(1.149)	2372617	22.2254	22.2254
26 Benzo(g,h,i)perylene	276	11.233	11.245	(1.192)	2343662	20.1705	20.1704

QC Flag Legend

M - Compound response manually integrated.

Data File: 1CE22021.D

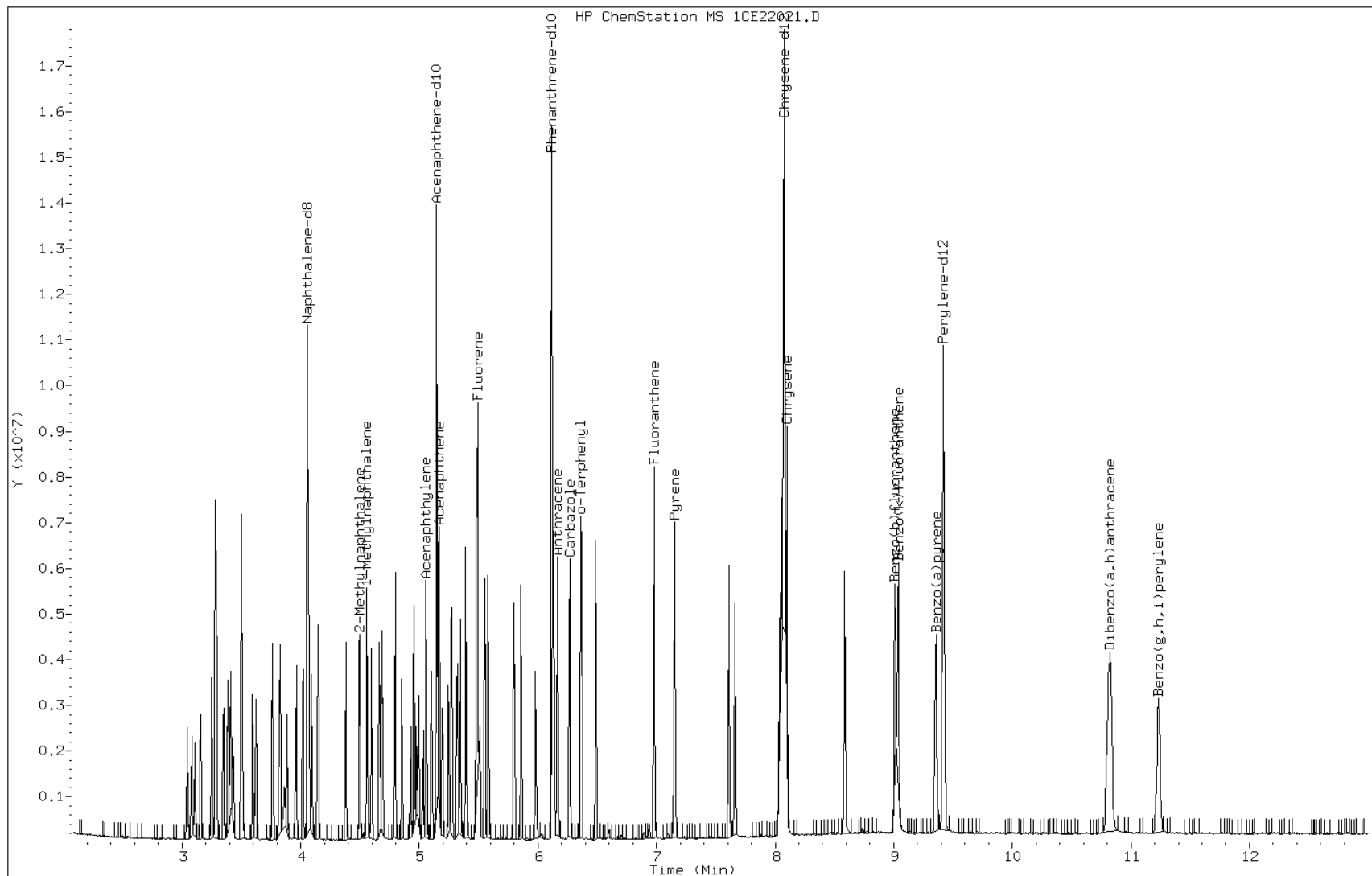
Date: 22-MAY-2013 18:24

Client ID:

Instrument: BSMC5973.i

Sample Info: ICV-1448440

Operator: SCC

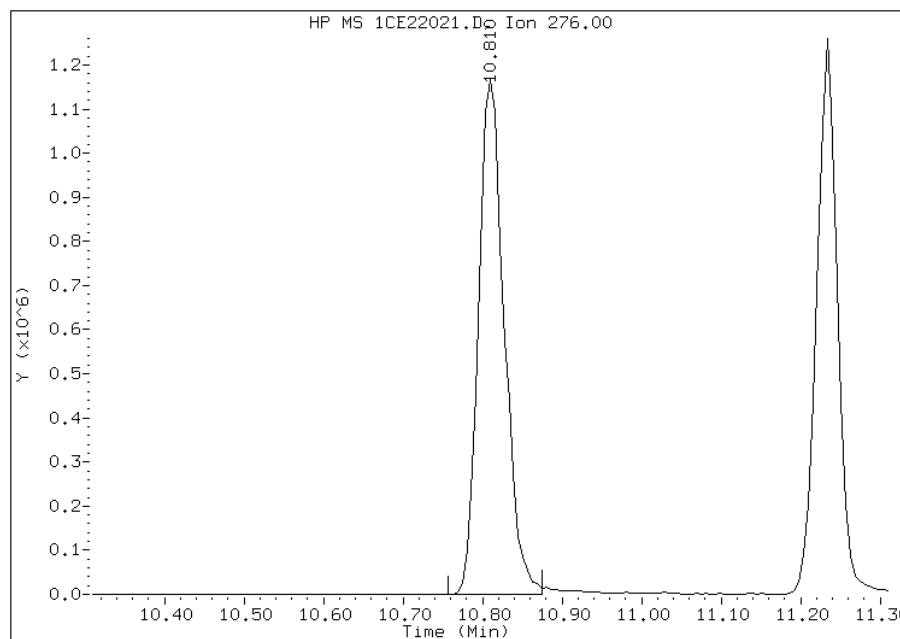


# Manual Integration Report

Data File: 1CE22021.D  
Inj. Date and Time: 22-MAY-2013 18:24  
Instrument ID: BSMC5973.i  
Client ID:  
Compound: 24 Indeno(1,2,3-cd)pyrene  
CAS #: 193-39-5  
Report Date: 05/23/2013

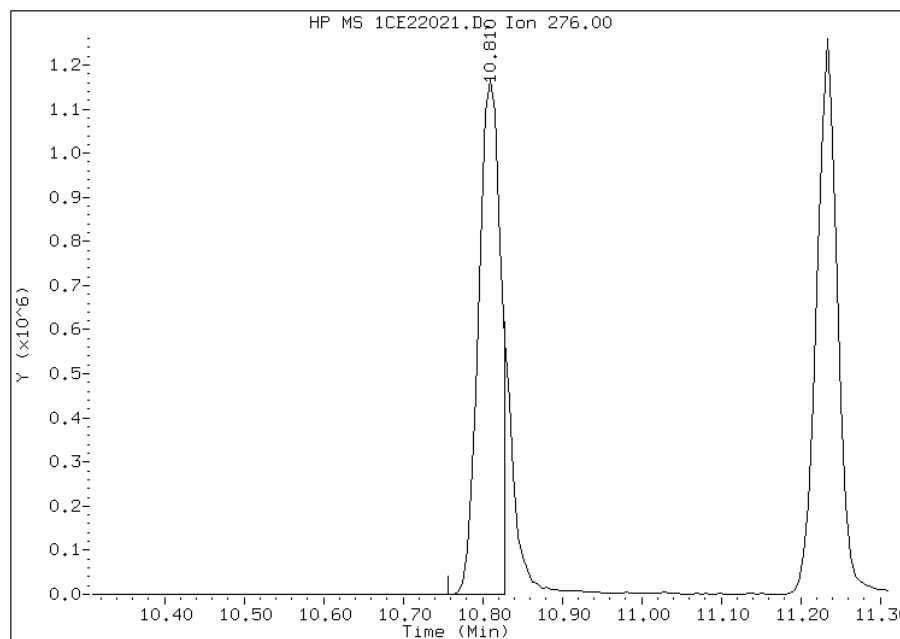
## Processing Integration Results

RT: 10.81  
Response: 2607256  
Amount: 20  
Conc: 20



## Manual Integration Results

RT: 10.81  
Response: 2236055  
Amount: 17  
Conc: 17



Manually Integrated By: cantins  
Modification Date: 23-May-2013 10:17  
Manual Integration Reason: Split Peak

FORM VII  
GC/MS SEMI VOA CONTINUING CALIBRATION DATA

Lab Name: TestAmerica Tampa Job No.: 680-90622-1  
 SDG No.: 68090622-1  
 Lab Sample ID: CCVIS 660-137885/10 Calibration Date: 05/29/2013 14:50  
 Instrument ID: BSMC5973 Calib Start Date: 05/22/2013 16:16  
 GC Column: DB-5MS ID: 250.00 (um) Calib End Date: 05/22/2013 18:05  
 Lab File ID: 1CE29009.D Conc. Units: ug/Kg

ANALYTE	CURVE TYPE	AVE RRF	RRF	MIN RRF	CALC AMOUNT	SPIKE AMOUNT	%D	MAX %D
Naphthalene	Ave	0.9715	0.9724	0.0000	17200	20000	0.1	20.0
2-Methylnaphthalene	Ave	0.6261	0.6272	0.0000	20000	20000	0.2	20.0
1-Methylnaphthalene	Ave	0.6160	0.6166	0.0000	20000	20000	0.1	20.0
Acenaphthylene	Ave	1.533	1.613	0.0000	21000	20000	5.2	20.0
Acenaphthene	Ave	0.9616	0.9769	0.0000	20300	20000	1.6	20.0
Fluorene	Ave	1.227	1.323	0.0000	21600	20000	7.9	20.0
Phenanthrene	Ave	1.182	1.155	0.0000	19500	20000	-2.3	20.0
Anthracene	Ave	1.095	1.164	0.0000	21300	20000	6.3	20.0
Carbazole	None		1.025	0.0000	20200	20000	0.8	20.0
Fluoranthene	Ave	1.208	1.287	0.0000	21300	20000	6.5	20.0
Pyrene	Ave	1.080	1.109	0.0000	20500	20000	2.7	20.0
Benzo[a]anthracene	Ave	1.103	1.101	0.0000	20000	20000	-0.2	20.0
Chrysene	Ave	1.111	1.124	0.0000	20200	20000	1.2	20.0
Benzo[b]fluoranthene	Ave	0.9828	1.098	0.0000	22300	20000	11.7	20.0
Benzo[k]fluoranthene	Ave	1.098	1.095	0.0000	19900	20000	-0.3	20.0
Benzo[a]pyrene	Lin2	0.9064	1.061	0.0000	21200	20000	6.0	20.0
Indeno[1,2,3-cd]pyrene	None		1.008	0.0000	19000	20000	-5.0	20.0
Dibenz(a,h)anthracene	Ave	0.8538	0.9505	0.0000	22300	20000	11.3	20.0
Benzo[g,h,i]perylene	Ave	0.9293	0.9649	0.0000	20800	20000	3.8	20.0
o-Terphenyl	Ave	0.6231	0.6516	0.0000	20900	20000	4.6	20.0

TestAmerica Laboratories

Semivolatiles 8270C low level PAH

Data file : \\tam-chemsvr\chem\SM\BSMC5973.i\1C052913.b\1CE29009.D  
 Lab Smp Id: CCVIS-1531401  
 Inj Date : 29-MAY-2013 14:50  
 Operator : SCC  
 Smp Info : CCVIS-1531401  
 Misc Info :  
 Comment :  
 Method : \\tam-chemsvr\chem\SM\BSMC5973.i\1C052913.b\a-bFASTPAHi-m.m  
 Meth Date : 29-May-2013 15:04 cantins Quant Type: ISTD  
 Cal Date : 22-MAY-2013 18:05 Cal File: 1CE22020.D  
 Als bottle: 2 Continuing Calibration Sample  
 Dil Factor: 1.00000  
 Integrator: HP RTE Compound Sublist: pah.sub  
 Target Version: 4.14  
 Processing Host: TAM1000

Compounds	QUANT SIG	AMOUNTS					
		MASS	RT	EXP RT	REL RT	RESPONSE	CAL-AMT (ug/ml)
* 1 Naphthalene-d8	136	4.051	4.051	(1.000)	3162543	40.0000	
* 6 Acenaphthene-d10	164	5.139	5.139	(1.000)	2278213	40.0000	
* 10 Phenanthrene-d10	188	6.110	6.110	(1.000)	4373906	40.0000	
\$ 14 o-Terphenyl	230	6.362	6.362	(1.041)	1424993	20.0000	20.9144
* 18 Chrysene-d12	240	8.086	8.086	(1.000)	5545987	40.0000	
* 23 Perylene-d12	264	9.433	9.433	(1.000)	5755799	40.0000	
2 Naphthalene	128	4.063	4.063	(1.003)	1537666	20.0000	17.2294
3 2-Methylnaphthalene	142	4.492	4.492	(1.109)	991752	20.0000	20.0344
4 1-Methylnaphthalene	142	4.551	4.551	(1.123)	975030	20.0000	20.0195
5 Acenaphthylene	152	5.051	5.051	(0.983)	1837666	20.0000	21.0411
7 Acenaphthene	154	5.163	5.163	(1.005)	1112768	20.0000	20.3175
9 Fluorene	166	5.486	5.486	(1.068)	1507496	20.0000	21.5718
11 Phenanthrene	178	6.127	6.127	(1.003)	2525454	20.0000	19.5432
12 Anthracene	178	6.163	6.163	(1.009)	2544922	20.0000	21.2577
13 Carbazole	167	6.263	6.263	(1.025)	2241361	20.0000	20.1603
15 Fluoranthene	202	6.980	6.980	(1.142)	2813527	20.0000	21.3010
16 Pyrene	202	7.151	7.151	(0.884)	3075503	20.0000	20.5363
17 Benzo(a)anthracene	228	8.080	8.080	(0.999)	3053583	20.0000	19.9674
19 Chrysene	228	8.109	8.109	(1.003)	3116949	20.0000	20.2437
20 Benzo(b)fluoranthene	252	9.027	9.027	(0.957)	3158858	20.0000	22.3371
21 Benzo(k)fluoranthene	252	9.051	9.051	(0.959)	3150233	20.0000	19.9447
22 Benzo(a)pyrene	252	9.368	9.368	(0.993)	3052791	20.0000	21.2089
24 Indeno(1,2,3-cd)pyrene	276	10.827	10.827	(1.148)	2900163	20.0000	18.9977(M)
25 Dibenzo(a,h)anthracene	278	10.850	10.850	(1.150)	2735443	20.0000	22.2661
26 Benzo(g,h,i)perylene	276	11.256	11.256	(1.193)	2776837	20.0000	20.7666

QC Flag Legend

M - Compound response manually integrated.

Data File: 1CE29009.D

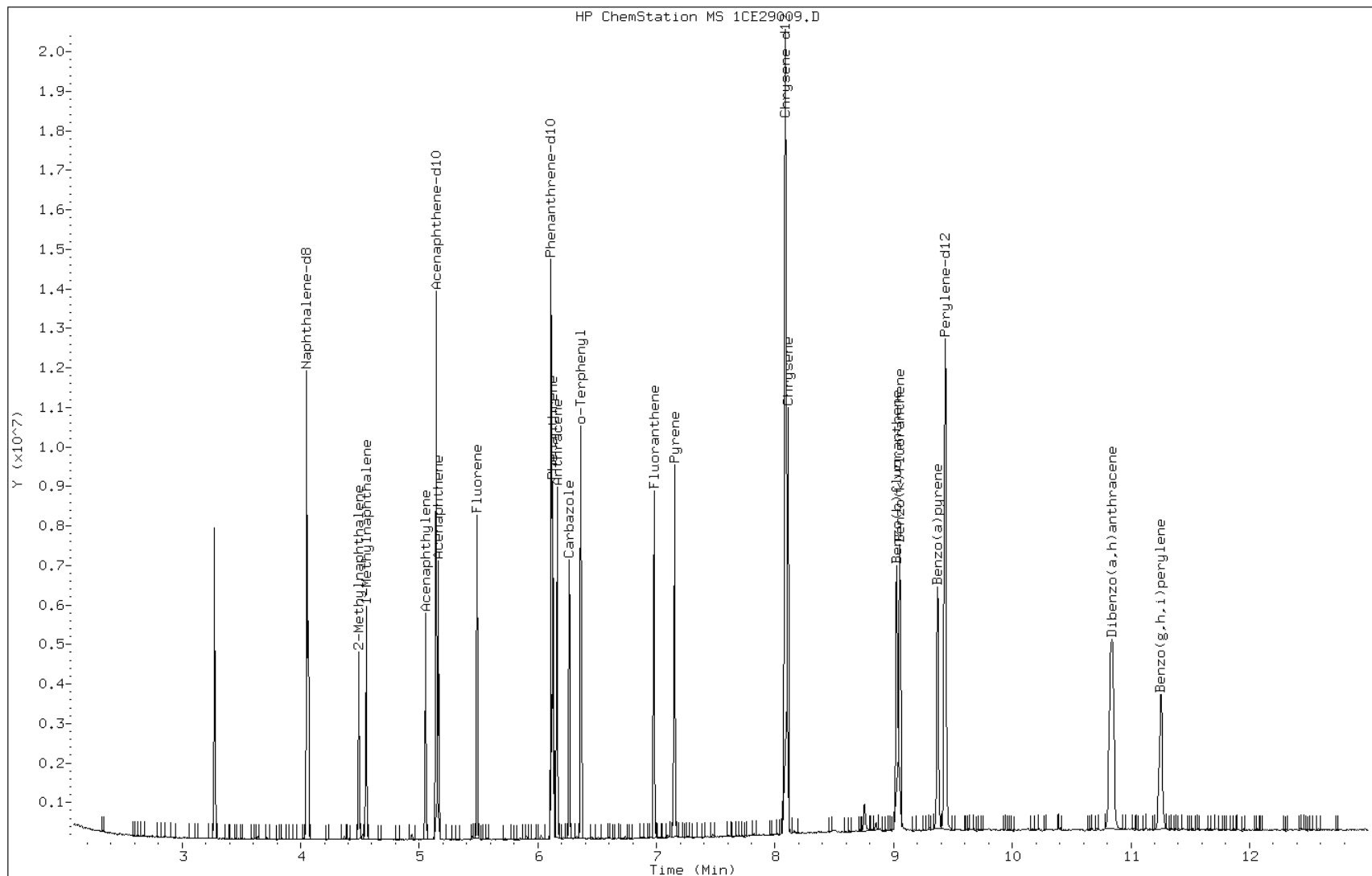
Date: 29-MAY-2013 14:50

Client ID:

Instrument: BSMC5973.i

Sample Info: CCVIS-1531401

Operator: SCC

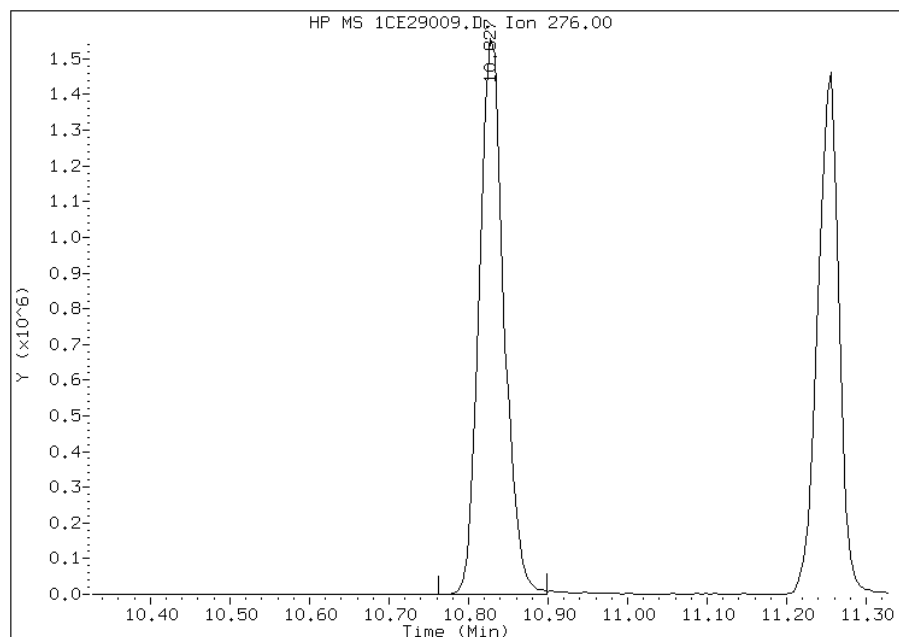


# Manual Integration Report

Data File: 1CE29009.D  
Inj. Date and Time: 29-MAY-2013 14:50  
Instrument ID: BSMC5973.i  
Client ID:  
Compound: 24 Indeno(1,2,3-cd)pyrene  
CAS #: 193-39-5  
Report Date: 05/30/2013

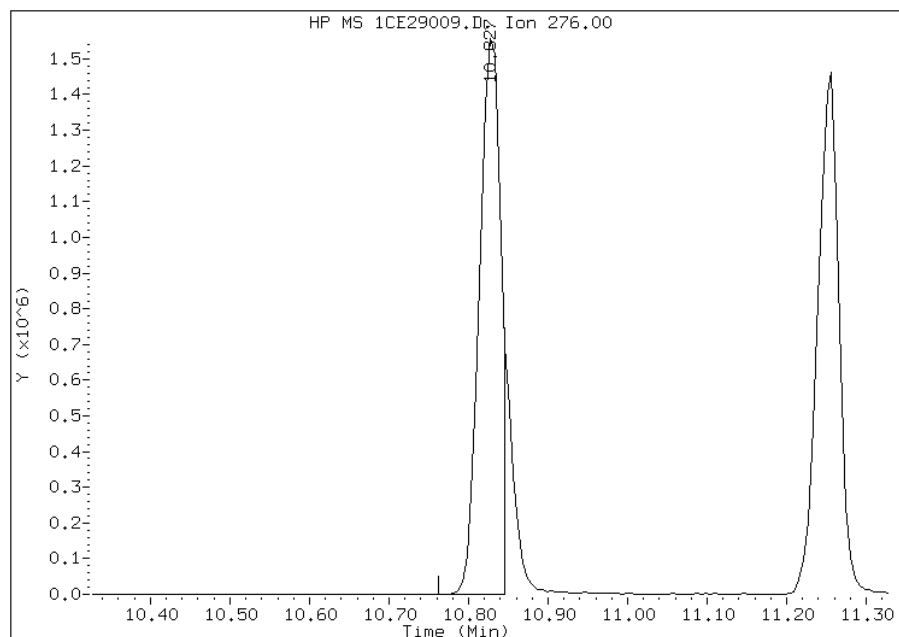
## Processing Integration Results

RT: 10.83  
Response: 3337530  
Amount: 22  
Conc: 22



## Manual Integration Results

RT: 10.83  
Response: 2900163  
Amount: 19  
Conc: 19



Manually Integrated By: cantins  
Modification Date: 29-May-2013 15:05  
Manual Integration Reason: Split Peak



FORM VII  
GC/MS SEMI VOA CONTINUING CALIBRATION DATA

Lab Name: TestAmerica Tampa Job No.: 680-90622-1  
 SDG No.: 68090622-1  
 Lab Sample ID: ICV 660-137830/10 Calibration Date: 05/23/2013 15:41  
 Instrument ID: BSMD5973 Calib Start Date: 05/23/2013 13:03  
 GC Column: DB-5MS ID: 250.00 (um) Calib End Date: 05/23/2013 15:19  
 Lab File ID: 1DE23010.D Conc. Units: ug/Kg

ANALYTE	CURVE TYPE	AVE RRF	RRF	MIN RRF	CALC AMOUNT	SPIKE AMOUNT	%D	MAX %D
Naphthalene	Ave	0.9864	1.062	0.0000	21500	20000	7.7	35.0
2-Methylnaphthalene	Ave	0.6281	0.7030	0.0000	22400	20000	11.9	35.0
1-Methylnaphthalene	Ave	0.6466	0.6720	0.0000	20800	20000	3.9	35.0
Acenaphthylene	Ave	1.658	1.929	0.0000	23300	20000	16.3	35.0
Acenaphthene	Ave	1.052	1.163	0.0000	22100	20000	10.6	35.0
Dibenzofuran	Ave	1.451	1.520		21000	20000	4.8	
Fluorene	Ave	1.190	1.367	0.0000	23000	20000	14.8	35.0
Phenanthrene	Ave	1.083	1.170	0.0000	21600	20000	8.0	35.0
Anthracene	Ave	1.051	1.180	0.0000	22500	20000	12.3	35.0
Fluoranthene	Ave	1.108	1.253	0.0000	22600	20000	13.0	35.0
Pyrene	Ave	1.171	1.309	0.0000	22400	20000	11.8	35.0
Benzo[a]anthracene	Ave	1.187	1.227	0.0000	20700	20000	3.4	35.0
Chrysene	Ave	1.069	1.150	0.0000	21500	20000	7.6	35.0
Benzo[b]fluoranthene	Ave	1.002	1.129	0.0000	22500	20000	12.7	35.0
Benzo[k]fluoranthene	Ave	1.049	1.202	0.0000	22900	20000	14.5	35.0
Benzo[a]pyrene	Lin2	0.8952	1.064	0.0000	21500	20000	7.7	35.0
Indeno[1,2,3-cd]pyrene	None		1.009	0.0000	19600	20000	-2.2	35.0
Dibenz(a,h)anthracene	Lin2	0.8892	1.023	0.0000	21500	20000	7.4	35.0
Benzo[g,h,i]perylene	Ave	0.9083	1.031	0.0000	22700	20000	13.5	35.0
o-Terphenyl	Ave	0.5860	0.6262	0.0000	21400	20000	6.9	35.0

TestAmerica Laboratories

Semivolatiles 8270 low level PAH

Data file : \\tam-chemsvr\chem\SM\BSMSD.i\1D052313.b\1DE23010.D  
 Lab Smp Id: ICV-1558374  
 Inj Date : 23-MAY-2013 15:41  
 Operator : SCC Inst ID: BSMSD.i  
 Smp Info : ICV-1558374  
 Misc Info :  
 Comment :  
 Method : \\tam-chemsvr\chem\SM\BSMSD.i\1D052313.b\dfASTPAHi.m  
 Meth Date : 28-May-2013 11:51 BSMSD.i Quant Type: ISTD  
 Cal Date : 23-MAY-2013 15:19 Cal File: 1DE23009.D  
 Als bottle: 10 QC Sample: LCS  
 Dil Factor: 1.00000  
 Integrator: HP RTE Compound Sublist: pah.sub  
 Target Version: 4.14  
 Processing Host: TAM1000

Concentration Formula: Amt \* DF \* 1/Vi \* Vt/Vo \* A \* B \* C \* D \* CpndVariable

Name	Value	Description
DF	1.000	Dilution Factor
Vi	1.000	Injection Volume
Vt	1.000	Final Volume
Vo	1000.000	Sample Volume
A	1000.000	uL to mL conversion
B	1000.000	mL to L conversion
C	0.00100	ng to ug conversion
D	1.000	ug to mg conversion(value = 1= if no con
Cpnd Variable		Local Compound Variable

Compounds	QUANT	SIG	MASS	RT	EXP RT	REL RT	RESPONSE	CONCENTRATIONS	
								ON-COLUMN ( ug/l)	FINAL ( ug/l)
* 1 Naphthalene-d8	136		6.281	6.283	(1.000)	3254661	40.0000		
* 7 Acenaphthene-d10	164		7.949	7.952	(1.000)	1828493	40.0000		
* 11 Phenanthrene-d10	188		9.207	9.209	(1.000)	3056039	40.0000		
\$ 15 o-Terphenyl	230		9.518	9.521	(1.034)	956788	21.3703	21	
* 19 Chrysene-d12	240		11.569	11.577	(1.000)	2992199	40.0000		
* 24 Perylene-d12	264		13.472	13.481	(1.000)	3010942	40.0000		
2 Naphthalene	128		6.304	6.307	(1.004)	1728141	21.5314	22	
3 2-Methylnaphthalene	142		7.003	7.006	(1.115)	1144034	22.3865	22	
4 1-Methylnaphthalene	142		7.092	7.100	(1.129)	1093612	20.7868	21	
5 1,1'-Biphenyl	154		7.438	7.441	(0.936)	1286663	20.8277	21	
6 Acenaphthylene	152		7.820	7.823	(0.984)	1763872	23.2664	23	
8 Acenaphthene	154		7.979	7.981	(1.004)	1063560	22.1147	22	
9 Dibenzofuran	168		8.126	8.128	(1.022)	1389403	20.9522	21	
10 Fluorene	166		8.419	8.422	(1.059)	1249621	22.9645	23	
12 Phenanthrene	178		9.224	9.227	(1.002)	1787673	21.5987	22	
13 Anthracene	178		9.266	9.268	(1.006)	1803785	22.4610	22	
16 Fluoranthene	202		10.206	10.214	(1.108)	1914304	22.6079	23	

Compounds	QUANT SIG	RT	EXP RT	REL RT	RESPONSE	CONCENTRATIONS	
						ON-COLUMN ( ug/l)	FINAL ( ug/l)
17 Pyrene	202	10.394	10.402	(0.898)	1958244	22.3533	22
18 Benzo(a)anthracene	228	11.551	11.559	(0.998)	1835809	20.6731	21
20 Chrysene	228	11.598	11.606	(1.003)	1720590	21.5169	22
21 Benzo(b)fluoranthene	252	12.908	12.923	(0.958)	1699838	22.5351	22
22 Benzo(k)fluoranthene	252	12.949	12.970	(0.961)	1809098	22.9026	23
23 Benzo(a)pyrene	252	13.378	13.393	(0.993)	1601318	21.5420	22
25 Indeno(1,2,3-cd)pyrene	276	15.123	15.149	(1.123)	1519348	19.5614	20
26 Dibenzo(a,h)anthracene	278	15.165	15.196	(1.126)	1540208	21.4753	21
27 Benzo(g,h,i)perylene	276	15.605	15.637	(1.158)	1552255	22.7045	23

Data File: 1DE23010.D

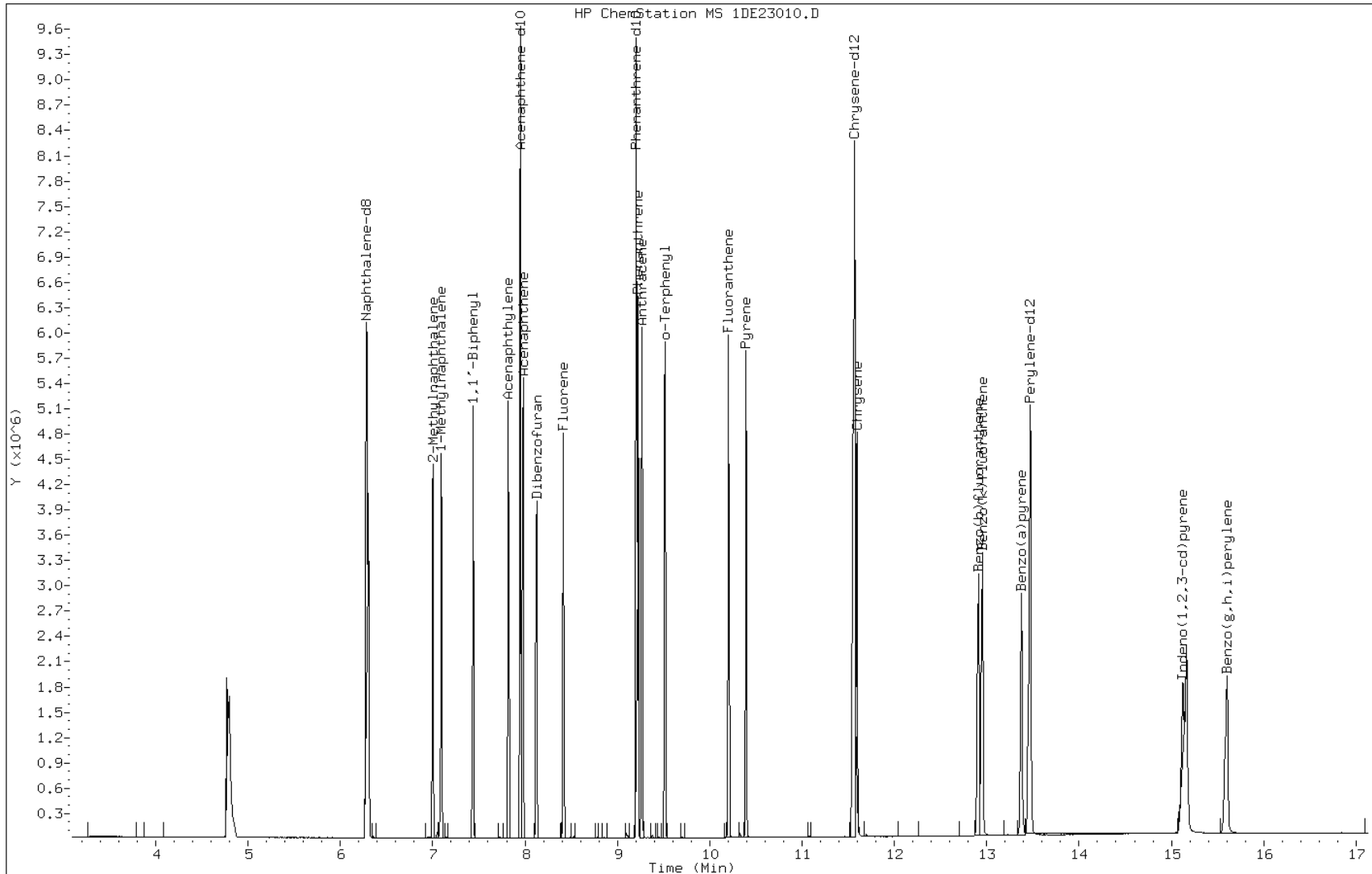
Date: 23-MAY-2013 15:41

Client ID:

Instrument: BSMSD.i

Sample Info: ICV-1558374

Operator: SCC



FORM VII  
GC/MS SEMI VOA CONTINUING CALIBRATION DATA

Lab Name: TestAmerica Tampa Job No.: 680-90622-1  
 SDG No.: 68090622-1  
 Lab Sample ID: CCVIS 660-137911/5 Calibration Date: 05/29/2013 15:12  
 Instrument ID: BSMD5973 Calib Start Date: 05/23/2013 13:03  
 GC Column: DB-5MS ID: 250.00 (um) Calib End Date: 05/23/2013 15:19  
 Lab File ID: 1DE29005.D Conc. Units: ug/Kg

ANALYTE	CURVE TYPE	AVE RRF	RRF	MIN RRF	CALC AMOUNT	SPIKE AMOUNT	%D	MAX %D
Naphthalene	Ave	0.9864	0.9938	0.0000	20100	20000	0.7	20.0
2-Methylnaphthalene	Ave	0.6281	0.6464	0.0000	20600	20000	2.9	20.0
1-Methylnaphthalene	Ave	0.6466	0.6518	0.0000	20200	20000	0.8	20.0
Acenaphthylene	Ave	1.658	1.773	0.0000	21400	20000	6.9	20.0
Acenaphthene	Ave	1.052	1.057	0.0000	20100	20000	0.5	20.0
Dibenzofuran	Ave	1.451	1.497		20600	20000	3.2	
Fluorene	Ave	1.190	1.261	0.0000	21200	20000	5.9	20.0
Phenanthrene	Ave	1.083	1.095	0.0000	20200	20000	1.1	20.0
Anthracene	Ave	1.051	1.106	0.0000	21000	20000	5.2	20.0
Fluoranthene	Ave	1.108	1.171	0.0000	21100	20000	5.7	20.0
Pyrene	Ave	1.171	1.217	0.0000	20800	20000	3.9	20.0
Benzo[a]anthracene	Ave	1.187	1.126	0.0000	19000	20000	-5.2	20.0
Chrysene	Ave	1.069	1.058	0.0000	19800	20000	-1.0	20.0
Benzo[b]fluoranthene	Ave	1.002	1.051	0.0000	21000	20000	4.9	20.0
Benzo[k]fluoranthene	Ave	1.049	1.093	0.0000	20800	20000	4.2	20.0
Benzo[a]pyrene	Lin2	0.8952	1.003	0.0000	20300	20000	1.6	20.0
Indeno[1,2,3-cd]pyrene	None		0.9919	0.0000	19200	20000	-3.9	20.0
Dibenz(a,h)anthracene	Lin2	0.8892	0.9748	0.0000	20500	20000	2.3	20.0
Benzo[g,h,i]perylene	Ave	0.9083	1.008	0.0000	22200	20000	11.0	20.0
o-Terphenyl	Ave	0.5860	0.5942	0.0000	20300	20000	1.4	20.0

TestAmerica Laboratories

Semivolatile 8270 low level PAH

Data file : \\tam-chemsvr\chem\SM\BSMSD.i\1D052913.b\1DE29005.D  
 Lab Smp Id: CCVIS-1559459  
 Inj Date : 29-MAY-2013 15:12  
 Operator : SCC Inst ID: BSMSD.i  
 Smp Info : CCVIS-1559459  
 Misc Info :  
 Comment :  
 Method : \\tam-chemsvr\chem\SM\BSMSD.i\1D052913.b\dfASTPAHi.m  
 Meth Date : 29-May-2013 15:34 cantins Quant Type: ISTD  
 Cal Date : 23-MAY-2013 15:19 Cal File: 1DE23009.D  
 Als bottle: 5 Continuing Calibration Sample  
 Dil Factor: 1.00000  
 Integrator: HP RTE Compound Sublist: pah.sub  
 Target Version: 4.14  
 Processing Host: TAM1000

Compounds	QUANT SIG					AMOUNTS	
	MASS	RT	EXP RT	REL RT	RESPONSE	CAL-AMT ( ug/l)	ON-COL ( ug/l)
* 1 Naphthalene-d8	136	6.277	6.277	(1.000)	2555911	40.0000	
* 7 Acenaphthene-d10	164	7.945	7.945	(1.000)	1488336	40.0000	
* 11 Phenanthrene-d10	188	9.197	9.197	(1.000)	2532367	40.0000	
\$ 15 o-Terphenyl	230	9.508	9.508	(1.034)	752401	20.0000	20
* 19 Chrysene-d12	240	11.559	11.559	(1.000)	2512420	40.0000	
* 24 Perylene-d12	264	13.456	13.456	(1.000)	2612967	40.0000	
2 Naphthalene	128	6.294	6.294	(1.003)	1270016	20.0000	20
3 2-Methylnaphthalene	142	6.993	6.993	(1.114)	826049	20.0000	20
4 1-Methylnaphthalene	142	7.087	7.087	(1.129)	832996	20.0000	20
5 1,1'-Biphenyl	154	7.428	7.428	(0.935)	1034450	20.0000	20
6 Acenaphthylene	152	7.816	7.816	(0.984)	1319752	20.0000	21
8 Acenaphthene	154	7.969	7.969	(1.003)	786741	20.0000	20
9 Dibenzofuran	168	8.116	8.116	(1.021)	1114020	20.0000	21
10 Fluorene	166	8.409	8.409	(1.058)	938060	20.0000	21
12 Phenanthrene	178	9.214	9.214	(1.002)	1386273	20.0000	20
13 Anthracene	178	9.255	9.255	(1.006)	1400554	20.0000	21
16 Fluoranthene	202	10.195	10.195	(1.109)	1483229	20.0000	21
17 Pyrene	202	10.383	10.383	(0.898)	1528327	20.0000	21
18 Benzo(a)anthracene	228	11.541	11.541	(0.998)	1414110	20.0000	19
20 Chrysene	228	11.582	11.582	(1.002)	1329402	20.0000	20
21 Benzo(b)fluoranthene	252	12.898	12.898	(0.959)	1373707	20.0000	21
22 Benzo(k)fluoranthene	252	12.939	12.939	(0.962)	1427934	20.0000	21
23 Benzo(a)pyrene	252	13.362	13.362	(0.993)	1309849	20.0000	20
25 Indeno(1,2,3-cd)pyrene	276	15.101	15.101	(1.122)	1295851	20.0000	19(H)
26 Dibenzo(a,h)anthracene	278	15.143	15.143	(1.125)	1273618	20.0000	20
27 Benzo(g,h,i)perylene	276	15.577	15.577	(1.158)	1316957	20.0000	22

QC Flag Legend

H - Operator selected an alternate compound hit.

Data File: 1DE29005.D

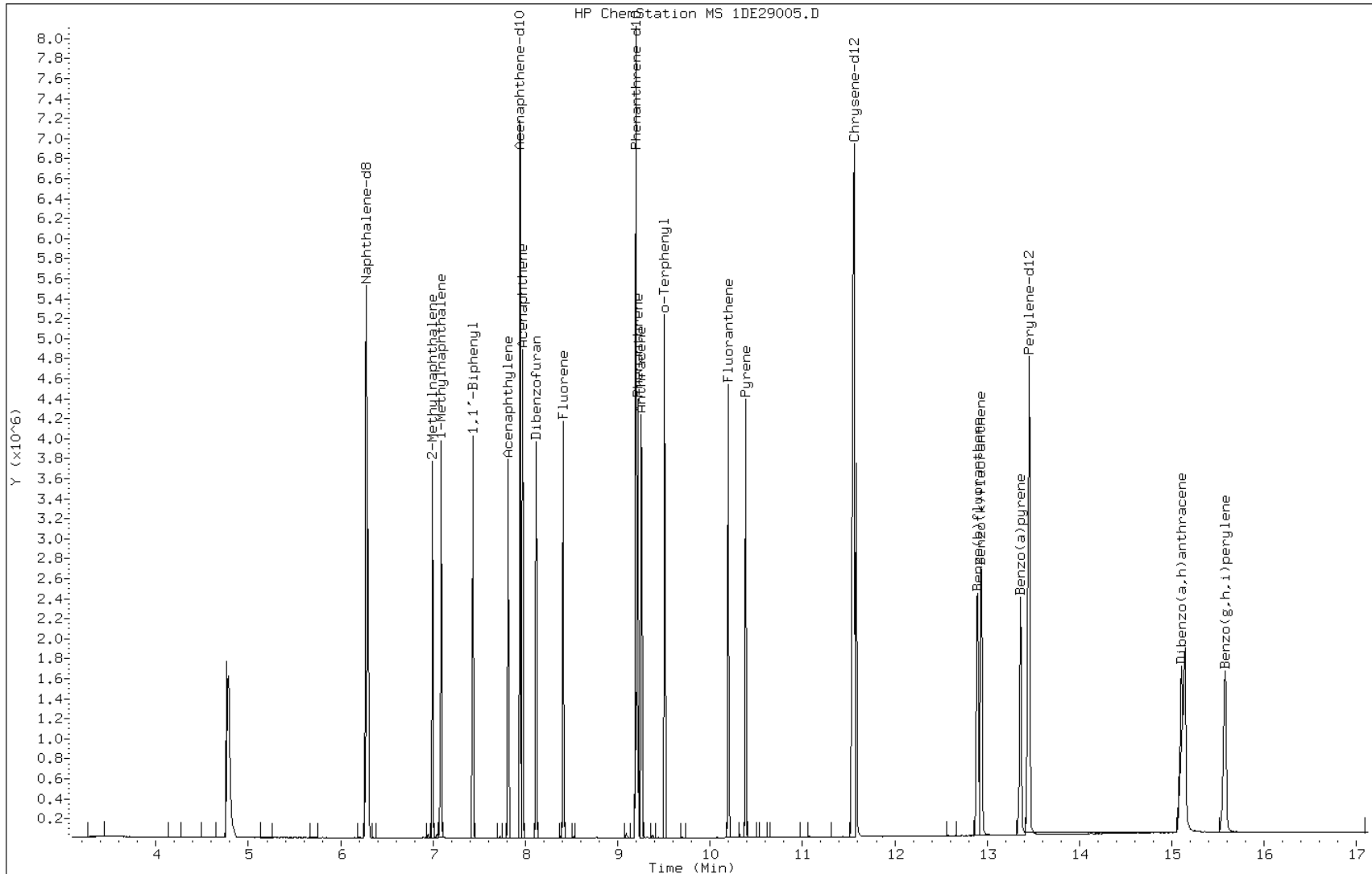
Date: 29-MAY-2013 15:12

Client ID:

Instrument: BSMDS.i

Sample Info: CCVIS-1559459

Operator: SCC



FORM VII  
GC/MS SEMI VOA CONTINUING CALIBRATION DATA

Lab Name: TestAmerica Tampa Job No.: 680-90622-1  
 SDG No.: 68090622-1  
 Lab Sample ID: CCVIS 660-138011/3 Calibration Date: 06/03/2013 10:59  
 Instrument ID: BSMD5973 Calib Start Date: 05/23/2013 13:03  
 GC Column: DB-5MS ID: 250.00 (um) Calib End Date: 05/23/2013 15:19  
 Lab File ID: 1DF03003.D Conc. Units: ug/Kg

ANALYTE	CURVE TYPE	AVE RRF	RRF	MIN RRF	CALC AMOUNT	SPIKE AMOUNT	%D	MAX %D
Naphthalene	Ave	0.9864	0.9896	0.0000	20100	20000	0.3	20.0
2-Methylnaphthalene	Ave	0.6281	0.6476	0.0000	20600	20000	3.1	20.0
1-Methylnaphthalene	Ave	0.6466	0.6446	0.0000	19900	20000	-0.3	20.0
Acenaphthylene	Ave	1.658	1.836	0.0000	22100	20000	10.7	20.0
Acenaphthene	Ave	1.052	1.069	0.0000	20300	20000	1.6	20.0
Dibenzofuran	Ave	1.451	1.528		21100	20000	5.3	
Fluorene	Ave	1.190	1.273	0.0000	21400	20000	6.9	20.0
Phenanthrene	Ave	1.083	1.108	0.0000	20500	20000	2.3	20.0
Anthracene	Ave	1.051	1.126	0.0000	21400	20000	7.2	20.0
Fluoranthene	Ave	1.108	1.173	0.0000	21200	20000	5.8	20.0
Pyrene	Ave	1.171	1.256	0.0000	21500	20000	7.3	20.0
Benzo[a]anthracene	Ave	1.187	1.165	0.0000	19600	20000	-1.9	20.0
Chrysene	Ave	1.069	1.047	0.0000	19600	20000	-2.1	20.0
Benzo[b]fluoranthene	Ave	1.002	1.131	0.0000	22600	20000	12.9	20.0
Benzo[k]fluoranthene	Ave	1.049	1.115	0.0000	21300	20000	6.3	20.0
Benzo[a]pyrene	Lin2	0.8952	1.035	0.0000	21000	20000	4.9	20.0
Indeno[1,2,3-cd]pyrene	None		1.027	0.0000	19900	20000	-0.5	20.0
Dibenz(a,h)anthracene	Lin2	0.8892	0.9781	0.0000	20500	20000	2.7	20.0
Benzo[g,h,i]perylene	Ave	0.9083	0.9832	0.0000	21700	20000	8.3	20.0
o-Terphenyl	Ave	0.5860	0.6180	0.0000	21100	20000	5.5	20.0



TestAmerica Laboratories

Semivolatiles 8270 low level PAH

Data file : \\tam-chemsvr\chem\SM\BSMSD.i\1D060313.b\1DF03003.D  
 Lab Smp Id: CCVIS-1559459  
 Inj Date : 03-JUN-2013 10:59  
 Operator : SCC  
 Smp Info : CCVIS-1559459  
 Misc Info :  
 Comment :  
 Method : \\tam-chemsvr\chem\SM\BSMSD.i\1D060313.b\dfASTPAHi.m  
 Meth Date : 03-Jun-2013 11:25 cantins Quant Type: ISTD  
 Cal Date : 23-MAY-2013 15:19 Cal File: 1DE23009.D  
 Als bottle: 3 Continuing Calibration Sample  
 Dil Factor: 1.00000  
 Integrator: HP RTE Compound Sublist: pah.sub  
 Target Version: 4.14  
 Processing Host: TAM1000

Compounds	QUANT SIG	AMOUNTS					CAL-AMT ( ug/l)	ON-COL ( ug/l)
		MASS	RT	EXP RT	REL RT	RESPONSE		
* 1 Naphthalene-d8	136	6.278	6.278	(1.000)	3550475	40.0000		
* 7 Acenaphthene-d10	164	7.946	7.946	(1.000)	1958003	40.0000		
* 11 Phenanthrene-d10	188	9.204	9.204	(1.000)	3275219	40.0000		
\$ 15 o-Terphenyl	230	9.509	9.509	(1.033)	1012028	20.0000	21	
* 19 Chrysene-d12	240	11.566	11.566	(1.000)	3125523	40.0000		
* 24 Perylene-d12	264	13.469	13.469	(1.000)	3123612	40.0000		
2 Naphthalene	128	6.295	6.295	(1.003)	1756746	20.0000	20	
3 2-Methylnaphthalene	142	6.995	6.995	(1.114)	1149704	20.0000	21	
4 1-Methylnaphthalene	142	7.089	7.089	(1.129)	1144342	20.0000	20	
5 1,1'-Biphenyl	154	7.429	7.429	(0.935)	1398131	20.0000	21	
6 Acenaphthylene	152	7.817	7.817	(0.984)	1797375	20.0000	22	
8 Acenaphthene	154	7.970	7.970	(1.003)	1046125	20.0000	20	
9 Dibenzofuran	168	8.117	8.117	(1.021)	1495544	20.0000	21	
10 Fluorene	166	8.411	8.411	(1.058)	1246319	20.0000	21	
12 Phenanthrene	178	9.221	9.221	(1.002)	1814705	20.0000	20	
13 Anthracene	178	9.263	9.263	(1.006)	1844637	20.0000	21	
16 Fluoranthene	202	10.203	10.203	(1.109)	1920264	20.0000	21	
17 Pyrene	202	10.391	10.391	(0.898)	1962899	20.0000	21	
18 Benzo(a)anthracene	228	11.548	11.548	(0.998)	1820097	20.0000	20	
20 Chrysene	228	11.595	11.595	(1.003)	1635839	20.0000	20	
21 Benzo(b)fluoranthene	252	12.911	12.911	(0.959)	1766694	20.0000	22	
22 Benzo(k)fluoranthene	252	12.946	12.946	(0.961)	1742124	20.0000	21	
23 Benzo(a)pyrene	252	13.375	13.375	(0.993)	1617162	20.0000	21	
25 Indeno(1,2,3-cd)pyrene	276	15.120	15.120	(1.123)	1603622	20.0000	20	
26 Dibenzo(a,h)anthracene	278	15.162	15.162	(1.126)	1527551	20.0000	20	
27 Benzo(g,h,i)perylene	276	15.602	15.602	(1.158)	1535565	20.0000	22	

Data File: 1DF03003.D

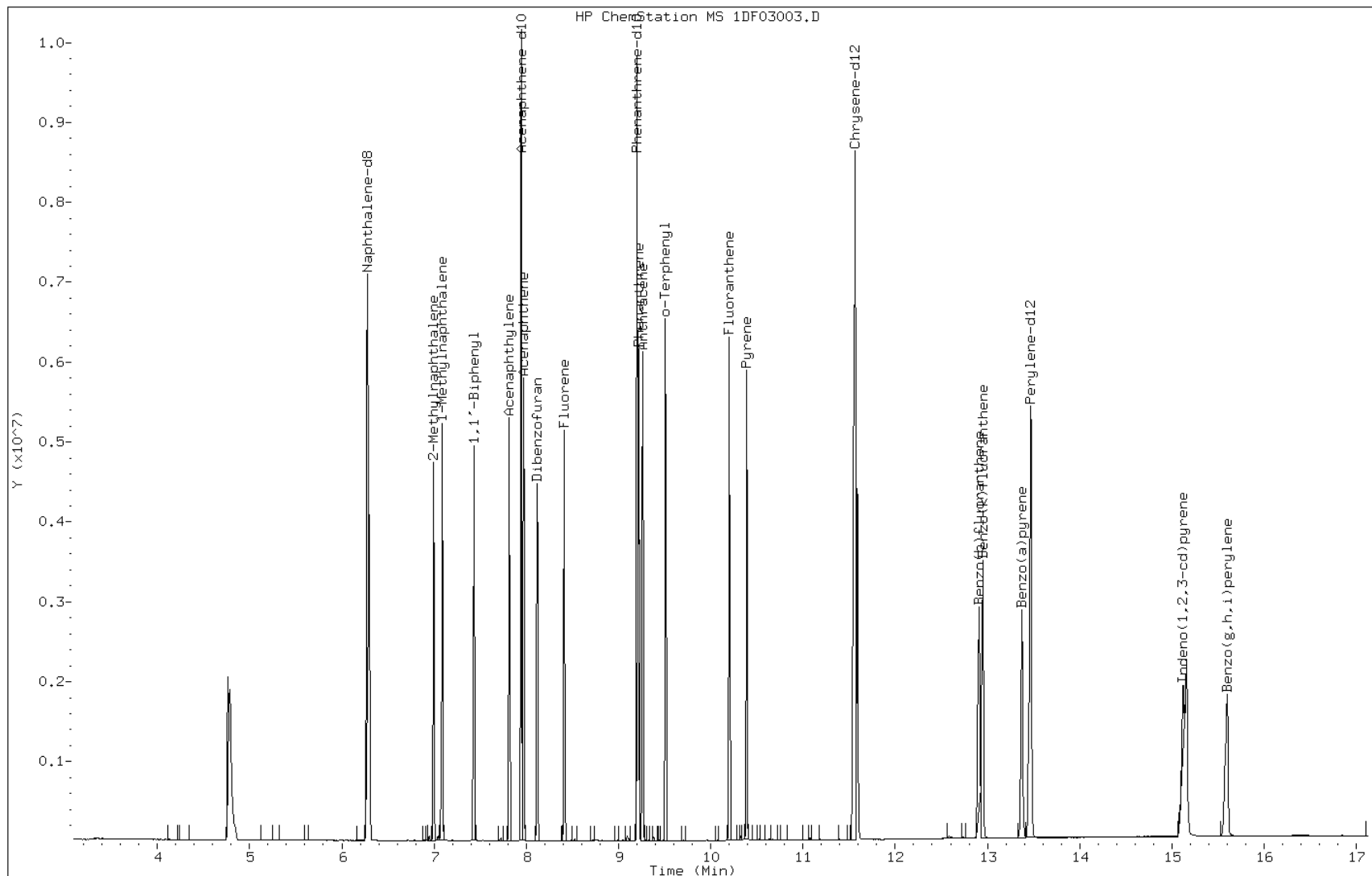
Date: 03-JUN-2013 10:59

Client ID:

Instrument: BSMDS.i

Sample Info: CCVIS-1559459

Operator: SCC



TestAmerica Laboratories

Data file : \\tam-chemsvr\chem\SM\BSMA5973.i\1A053013.b\1AE30005.D  
 Lab Smp Id: DFTPP Client Smp ID: DFTPP  
 Inj Date : 30-MAY-2013 14:51  
 Operator : SCC Inst ID: BSMA5973.i  
 Smp Info : DFTPP-1525851  
 Misc Info :  
 Comment :  
 Method : \\tam-chemsvr\chem\SM\BSMA5973.i\1A053013.b\a-dftpp198.m  
 Meth Date : 04-Apr-2013 10:35 cantins Quant Type: ESTD  
 Cal Date : Cal File:  
 Als bottle: 2 QC Sample: DFTPP  
 Dil Factor: 1.00000  
 Integrator: HP RTE Compound Sublist: all.sub  
 Target Version: 4.14 Sample Matrix: None  
 Processing Host: TAM1000

CONCENTRATIONS									
ON-COL FINAL									
RT	EXP RT	DLT RT	MASS	RESPONSE	( ug/L)	( ug/L)	TARGET	RANGE	RATIO
====	=====	=====	====	=====	=====	=====	=====	=====	=====
1 dftpp					CAS #: 5074-71-5				
4.833	4.963	-0.130	198	45600			50.00-	0.00	100.00
4.833	4.963	-0.130	51	23392			10.00-	80.00	51.30
4.833	4.963	-0.130	68	0	0.0	0.0	0.00-	2.00	0.00
4.833	4.963	-0.130	69	19736			0.00-	0.00	43.28
4.833	4.963	-0.130	70	0	0.0	0.0	0.00-	2.00	0.00
4.833	4.963	-0.130	127	22552			10.00-	80.00	49.46
4.833	4.963	-0.130	197	0	0.0	0.0	0.00-	2.00	0.00
4.833	4.963	-0.130	442	34984			50.00-	0.00	76.72
4.833	4.963	-0.130	199	3342			5.00-	9.00	7.33
4.833	4.963	-0.130	275	11324			10.00-	60.00	24.83
4.833	4.963	-0.130	365	1475			1.00-	0.00	3.23
4.833	4.963	-0.130	441	5222			0.01-	99.99	82.18
4.833	4.963	-0.130	443	6354			15.00-	24.00	18.16

Data File: 1AE30005.D

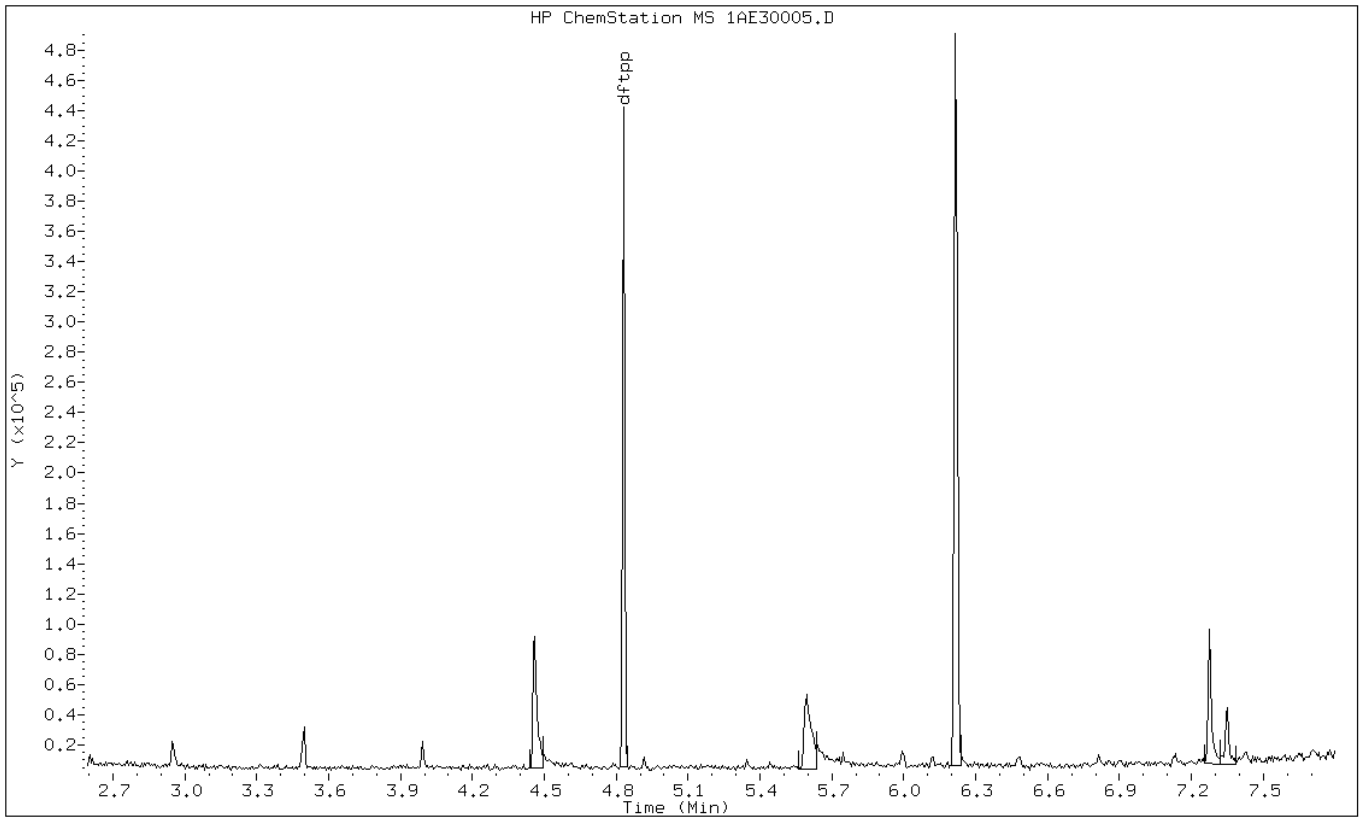
Date: 30-MAY-2013 14:51

Client ID: DFTPP

Instrument: BSMA5973.i

Sample Info: DFTPP-1525851

Operator: SCC



Data File: 1AE30005.D

Date: 30-MAY-2013 14:51

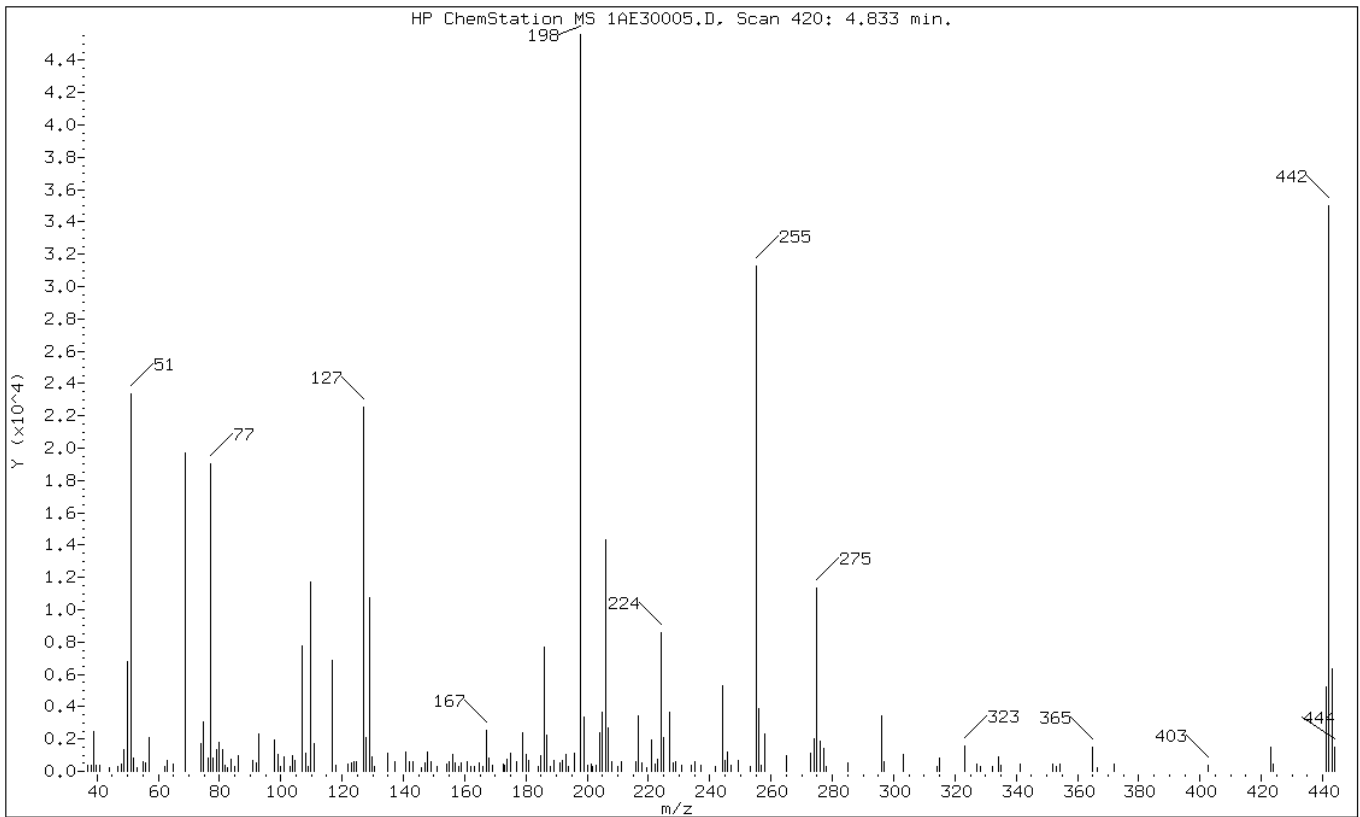
Client ID: DFTPP

Instrument: BSMA5973.i

Sample Info: DFTPP-1525851

Operator: SCC

1 dftpp



m/e	ION ABUNDANCE CRITERIA	% RELATIVE ABUNDANCE
198	Base Peak, 100% relative abundance	100.00
51	10.00 - 80.00% of mass 198	51.30
68	Less than 2.00% of mass 69	0.00 ( 0.00)
69	Mass 69 relative abundance	43.28
70	Less than 2.00% of mass 69	0.00 ( 0.00)
127	10.00 - 80.00% of mass 198	49.46
197	Less than 2.00% of mass 198	0.00
442	Greater than 50.00% of mass 198	76.72
199	5.00 - 9.00% of mass 198	7.33
275	10.00 - 60.00% of mass 198	24.83
365	Greater than 1.00% of mass 198	3.23
441	Present, but less than mass 443	11.45
443	15.00 - 24.00% of mass 442	13.93 ( 18.16)

Data File: 1AE30005.D

Date: 30-MAY-2013 14:51

Client ID: DFTPP

Instrument: BSMA5973.i

Sample Info: DFTPP-1525851

Operator: SCC

Data File: \\tam-chemsvr\chem\SM\BSMA5973.i\1A053013.b\1AE30005.D

Spectrum: HP ChemStation MS 1AE30005.D, Scan 420: 4.833 min.

Location of Maximum: 197.90

Number of points: 175

m/z	Y	m/z	Y	m/z	Y	m/z	Y
37.00	354	108.10	1085	179.00	2418	244.00	5300
38.00	409	108.90	322	180.00	1010	245.00	667
39.10	2458	109.90	11680	181.00	653	245.80	1204
39.90	337	111.00	1740	183.90	303	246.80	339
41.00	401	116.90	6899	185.00	991	249.10	664
44.00	250	117.90	356	186.00	7679	253.20	292
47.00	335	122.00	433	186.90	2220	255.00	31288
48.00	441	123.10	522	187.80	294	256.00	3872
48.90	1316	124.00	596	189.10	695	256.90	345
50.00	6813	124.70	629	191.10	526	258.00	2279
51.00	23392	127.00	22552	192.00	664	265.00	987
51.90	810	128.00	2059	193.10	1017	273.00	1144
53.10	257	128.90	10737	193.80	285	274.00	2006
55.00	574	129.90	872	196.00	1147	275.00	11324
56.00	549	130.70	289	197.90	45600	276.10	1902
57.00	2114	134.90	1094	198.90	3342	277.10	1418
62.00	267	137.20	599	200.00	378	278.00	281
62.90	642	140.90	1157	201.20	482	285.00	523
64.90	420	141.90	579	201.80	304	296.00	3408
68.90	19736	143.00	573	203.00	408	297.00	630
74.00	1686	146.00	253	204.00	2377	303.10	1075
74.90	3086	146.90	520	205.00	3654	314.00	280
76.20	849	148.00	1171	206.00	14334	315.10	831
77.00	19008	149.00	611	206.90	2702	323.10	1555
78.00	855	151.20	282	208.00	578	327.00	470
78.90	1317	154.10	423	209.80	289	328.20	267
80.00	1819	154.90	591	211.10	564	332.30	263
81.00	1378	156.00	1033	216.00	572	334.10	888
81.90	395	156.90	492	216.80	3443	334.90	359
82.80	255	157.90	279	218.00	554	341.20	455
83.80	760	158.90	494	219.60	258	352.10	451
85.00	306	160.80	594	221.10	1942	353.10	310
86.00	949	162.20	316	222.00	422	354.30	416
90.90	694	163.20	308	222.90	716	365.00	1475
91.90	490	164.90	523	224.00	8558	366.30	251
93.00	2289	165.80	307	225.10	2102	371.90	469
98.00	1948	167.00	2528	227.00	3647	402.70	393
99.00	1024	168.10	843	227.90	536	423.00	1490
99.80	276	169.10	351	229.00	570	424.00	474
101.00	877	172.80	462	230.90	399	441.00	5222

103.20	331	173.10	366	234.00	395	442.00	34984
104.00	983	173.90	712	235.00	563	443.00	6354
104.80	648	175.00	1153	237.00	409	443.90	1468
107.00	7761	176.90	582	242.00	292		

---

TestAmerica Laboratories

Data file : \\tam-chemsvr\chem\SM\BSMC5973.i\1C052213.b\1CE22002.D  
 Lab Smp Id: DFTPP Client Smp ID: DFTPP  
 Inj Date : 22-MAY-2013 10:24  
 Operator : SCC Inst ID: BSMC5973.i  
 Smp Info : DFTPP-1525850  
 Misc Info :  
 Comment :  
 Method : \\tam-chemsvr\chem\SM\BSMC5973.i\1C052213.b\c-dftpp198.m  
 Meth Date : 02-May-2013 11:12 cantins Quant Type: ESTD  
 Cal Date : Cal File:  
 Als bottle: 2 QC Sample: DFTPP  
 Dil Factor: 1.00000  
 Integrator: HP RTE Compound Sublist: all.sub  
 Target Version: 4.14 Sample Matrix: None  
 Processing Host: TAM1000

CONCENTRATIONS									
ON-COL FINAL									
RT	EXP RT	DLT RT	MASS	RESPONSE	( ug/L)	( ug/L)	TARGET	RANGE	RATIO
====	=====	=====	====	=====	=====	=====	=====	=====	=====
1 dftpp					CAS #: 5074-71-5				
7.645	7.669	-0.024	198	167424			50.00-	0.00	100.00
7.645	7.669	-0.024	51	44984			10.00-	80.00	26.87
7.645	7.669	-0.024	68	1129			0.00-	2.00	1.61
7.645	7.669	-0.024	69	70064			0.00-	0.00	41.85
7.645	7.669	-0.024	70	616			0.00-	2.00	0.88
7.645	7.669	-0.024	127	82884			10.00-	80.00	49.51
7.645	7.669	-0.024	197	472			0.00-	2.00	0.28
7.645	7.669	-0.024	442	146592			50.00-	0.00	87.56
7.645	7.669	-0.024	199	11155			5.00-	9.00	6.66
7.645	7.669	-0.024	275	42468			10.00-	60.00	25.37
7.645	7.669	-0.024	365	4440			1.00-	0.00	2.65
7.645	7.669	-0.024	441	23620			0.01-	99.99	89.69
7.645	7.669	-0.024	443	26335			15.00-	24.00	17.96



Data File: 1CE22002.D

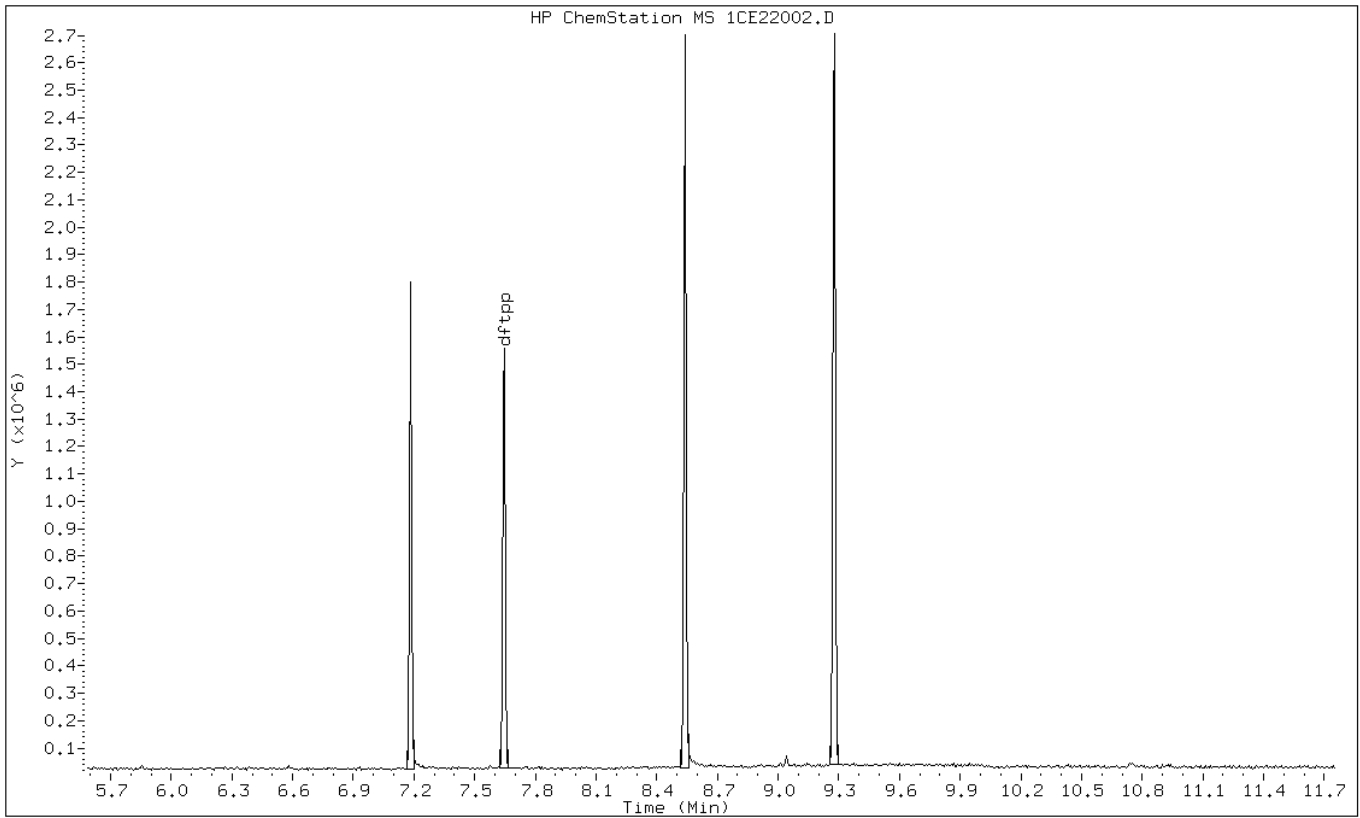
Date: 22-MAY-2013 10:24

Client ID: DFTPP

Instrument: BSMC5973.i

Sample Info: DFTPP-1525850

Operator: SCC



Data File: 1CE22002.D

Date: 22-MAY-2013 10:24

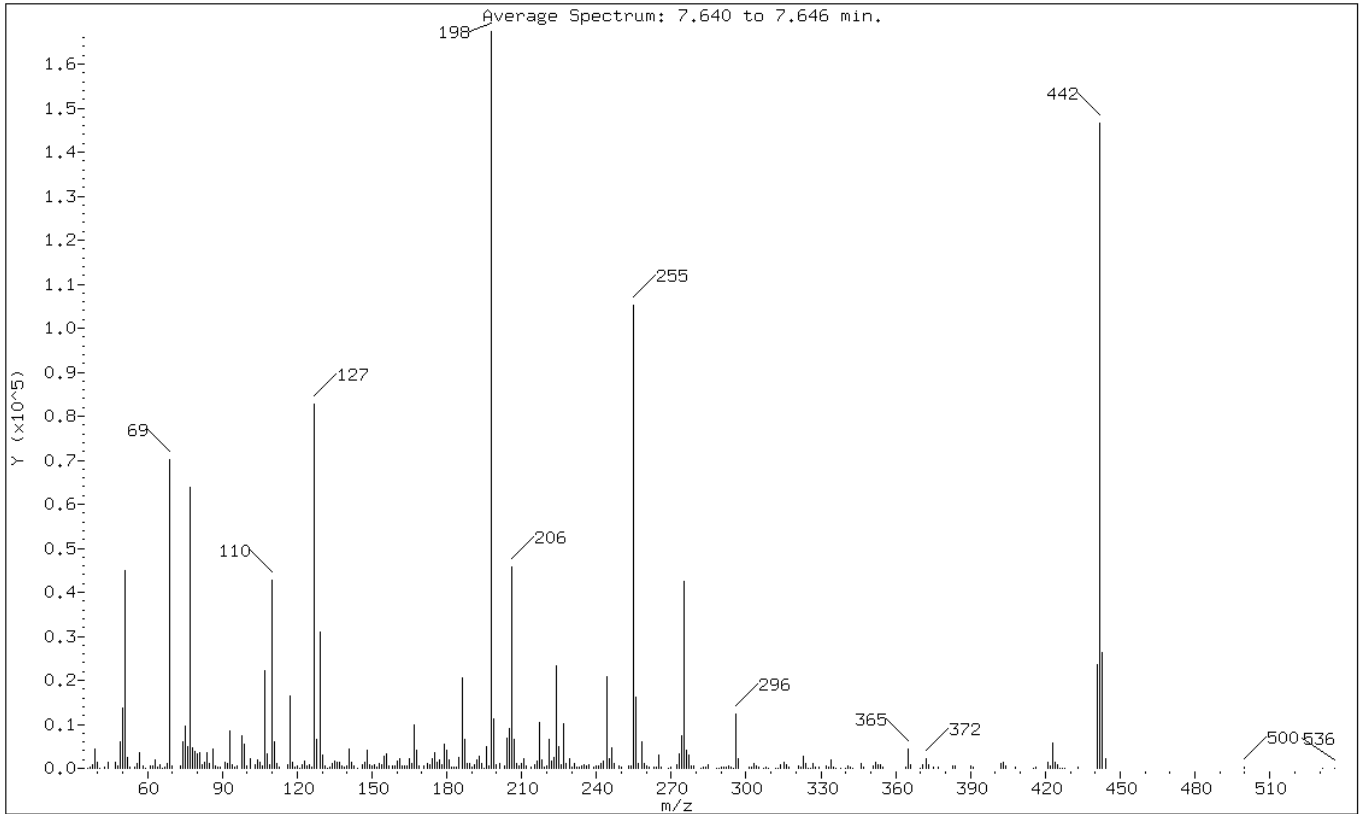
Client ID: DFTPP

Instrument: BSMC5973.i

Sample Info: DFTPP-1525850

Operator: SCC

1 dftpp



m/e	ION ABUNDANCE CRITERIA	% RELATIVE ABUNDANCE
198	Base Peak, 100% relative abundance	100.00
51	10.00 - 80.00% of mass 198	26.87
68	Less than 2.00% of mass 69	0.67 ( 1.61)
69	Mass 69 relative abundance	41.85
70	Less than 2.00% of mass 69	0.37 ( 0.88)
127	10.00 - 80.00% of mass 198	49.51
197	Less than 2.00% of mass 198	0.28
442	Greater than 50.00% of mass 198	87.56
199	5.00 - 9.00% of mass 198	6.66
275	10.00 - 60.00% of mass 198	25.37
365	Greater than 1.00% of mass 198	2.65
441	Present, but less than mass 442	14.11
443	15.00 - 24.00% of mass 442	15.73 ( 17.96)

Data File: 1CE22002.D

Date: 22-MAY-2013 10:24

Client ID: DFTPP

Instrument: BSMC5973.i

Sample Info: DFTPP-1525850

Operator: SCC

Data File: \\tam-chemsvr\chem\SM\BSMC5973.i\1C052213.b\1CE22002.D

Spectrum: Average Spectrum: 7.640 to 7.646 min.

Location of Maximum: 198.00

Number of points: 309

m/z	Y	m/z	Y	m/z	Y	m/z	Y
36.00	75	126.00	393	207.00	6605	301.00	380
37.00	396	127.00	82880	208.00	1162	302.00	376
38.00	719	128.00	6577	209.00	669	303.00	1097
39.00	4378	129.00	30872	210.00	1181	304.00	637
40.00	1473	130.00	2981	211.00	2206	305.00	342
41.00	114	131.00	437	212.00	530	307.00	79
43.00	174	132.00	132	214.00	245	308.00	199
44.00	1252	133.00	325	215.00	710	309.00	123
47.00	1437	134.00	1203	216.00	1569	312.00	136
48.00	452	135.00	1681	217.00	10494	313.00	85
49.00	6079	136.00	1336	218.00	1851	314.00	777
50.00	13820	137.00	1477	219.00	226	315.00	1253
51.00	44984	138.00	461	220.00	657	316.00	780
52.00	2340	139.00	168	221.00	6686	317.00	370
53.00	192	140.00	413	222.00	1781	321.00	516
55.00	403	141.00	4386	223.00	2470	322.00	257
56.00	1043	142.00	1297	224.00	23312	323.00	2758
57.00	3552	143.00	665	225.00	4963	324.00	1025
58.00	422	144.00	85	226.00	702	325.00	85
59.00	131	146.00	705	227.00	10024	326.00	125
61.00	561	147.00	1240	228.00	1137	327.00	1069
62.00	681	148.00	4136	229.00	2177	328.00	289
63.00	1840	149.00	844	230.00	219	329.00	227
64.00	304	150.00	489	231.00	1142	332.00	630
65.00	836	151.00	750	232.00	188	333.00	403
66.00	106	152.00	217	233.00	381	334.00	1854
67.00	213	153.00	1121	234.00	484	335.00	183
68.00	1129	154.00	817	235.00	929	336.00	134
69.00	70064	155.00	2696	236.00	618	338.00	114
70.00	616	156.00	3398	237.00	862	340.00	101
73.00	676	157.00	466	239.00	292	341.00	440
74.00	5926	158.00	586	240.00	524	342.00	223
75.00	9677	159.00	492	241.00	591	343.00	116
76.00	4823	160.00	1675	242.00	1095	346.00	1228
77.00	63808	161.00	2069	243.00	1560	347.00	386
78.00	4538	162.00	598	244.00	20856	351.00	453
79.00	3939	163.00	451	245.00	2099	352.00	1295
80.00	3344	164.00	474	246.00	4563	353.00	878
81.00	3657	165.00	2092	247.00	1035	354.00	778
82.00	832	166.00	1212	249.00	443	355.00	278

83.00	1382	167.00	9811	250.00	265	364.00	181
84.00	3471	168.00	4152	253.00	480	365.00	4440
85.00	1143	169.00	642	254.00	420	366.00	867
86.00	4504	171.00	542	255.00	105248	370.00	122
87.00	435	172.00	1124	256.00	16038	371.00	896
88.00	304	173.00	931	257.00	1209	372.00	2247
89.00	158	174.00	2310	258.00	6097	373.00	712
91.00	1340	175.00	3588	259.00	1063	375.00	159
92.00	1173	176.00	1243	260.00	641	377.00	196
93.00	8603	177.00	2037	261.00	219	383.00	625
94.00	795	178.00	771	263.00	285	384.00	629
95.00	168	179.00	5366	264.00	155	390.00	598
96.00	472	180.00	4120	265.00	2894	391.00	308
98.00	7464	181.00	1914	266.00	303	402.00	1094
99.00	5409	182.00	311	269.00	114	403.00	1503
100.00	430	183.00	282	270.00	179	404.00	678
101.00	2086	184.00	357	272.00	721	408.00	173
103.00	932	185.00	2430	273.00	3287	415.00	107
104.00	1995	186.00	20656	274.00	7399	416.00	325
105.00	1494	187.00	6442	275.00	42464	421.00	1302
106.00	657	188.00	1022	276.00	4079	422.00	469
107.00	22184	189.00	1106	277.00	3072	423.00	5654
108.00	3320	190.00	211	278.00	475	424.00	1440
109.00	718	191.00	821	279.00	478	425.00	768
110.00	42776	192.00	1902	282.00	81	426.00	103
111.00	6070	193.00	2686	283.00	330	427.00	133
112.00	1110	194.00	981	284.00	301	428.00	129
113.00	176	195.00	124	285.00	751	433.00	276
116.00	911	196.00	4948	288.00	79	441.00	23616
117.00	16448	197.00	472	289.00	98	442.00	146560
118.00	1346	198.00	167424	290.00	260	443.00	26328
119.00	365	199.00	11155	291.00	144	444.00	2240
120.00	505	200.00	725	292.00	185	500.00	141
121.00	127	201.00	1208	293.00	539	531.00	80
122.00	896	203.00	671	294.00	169	536.00	109
123.00	1534	204.00	6791	295.00	85		
124.00	533	205.00	8931	296.00	12373		
125.00	886	206.00	45888	297.00	2115		

TestAmerica Laboratories

Data file : \\tam-chemsvr\chem\SM\BSMC5973.i\1C052913.b\1CE29002.D  
 Lab Smp Id: DFTPP Client Smp ID: DFTPP  
 Inj Date : 29-MAY-2013 12:08  
 Operator : SCC Inst ID: BSMC5973.i  
 Smp Info : DFTPP-1525850  
 Misc Info :  
 Comment :  
 Method : \\tam-chemsvr\chem\SM\BSMC5973.i\1C052913.b\c-dftpp198.m  
 Meth Date : 02-May-2013 11:12 cantins Quant Type: ESTD  
 Cal Date : Cal File:  
 Als bottle: 2 QC Sample: DFTPP  
 Dil Factor: 1.00000  
 Integrator: HP RTE Compound Sublist: all.sub  
 Target Version: 4.14 Sample Matrix: None  
 Processing Host: TAM1000

CONCENTRATIONS									
ON-COL FINAL									
RT	EXP RT	DLT RT	MASS	RESPONSE	( ug/L)	( ug/L)	TARGET	RANGE	RATIO
====	=====	=====	====	=====	=====	=====	=====	=====	=====
1 dftpp					CAS #: 5074-71-5				
7.639	7.669	-0.030	198	203616			50.00-	0.00	100.00
7.639	7.669	-0.030	51	57616			10.00-	80.00	28.30
7.639	7.669	-0.030	68	934			0.00-	2.00	1.06
7.639	7.669	-0.030	69	87912			0.00-	0.00	43.18
7.639	7.669	-0.030	70	479			0.00-	2.00	0.54
7.639	7.669	-0.030	127	88140			10.00-	80.00	43.29
7.639	7.669	-0.030	197	1270			0.00-	2.00	0.62
7.639	7.669	-0.030	442	179628			50.00-	0.00	88.22
7.639	7.669	-0.030	199	12291			5.00-	9.00	6.04
7.639	7.669	-0.030	275	46920			10.00-	60.00	23.04
7.639	7.669	-0.030	365	6088			1.00-	0.00	2.99
7.639	7.669	-0.030	441	25895			0.01-	99.99	71.52
7.639	7.669	-0.030	443	36208			15.00-	24.00	20.16

Data File: 1CE29002.D

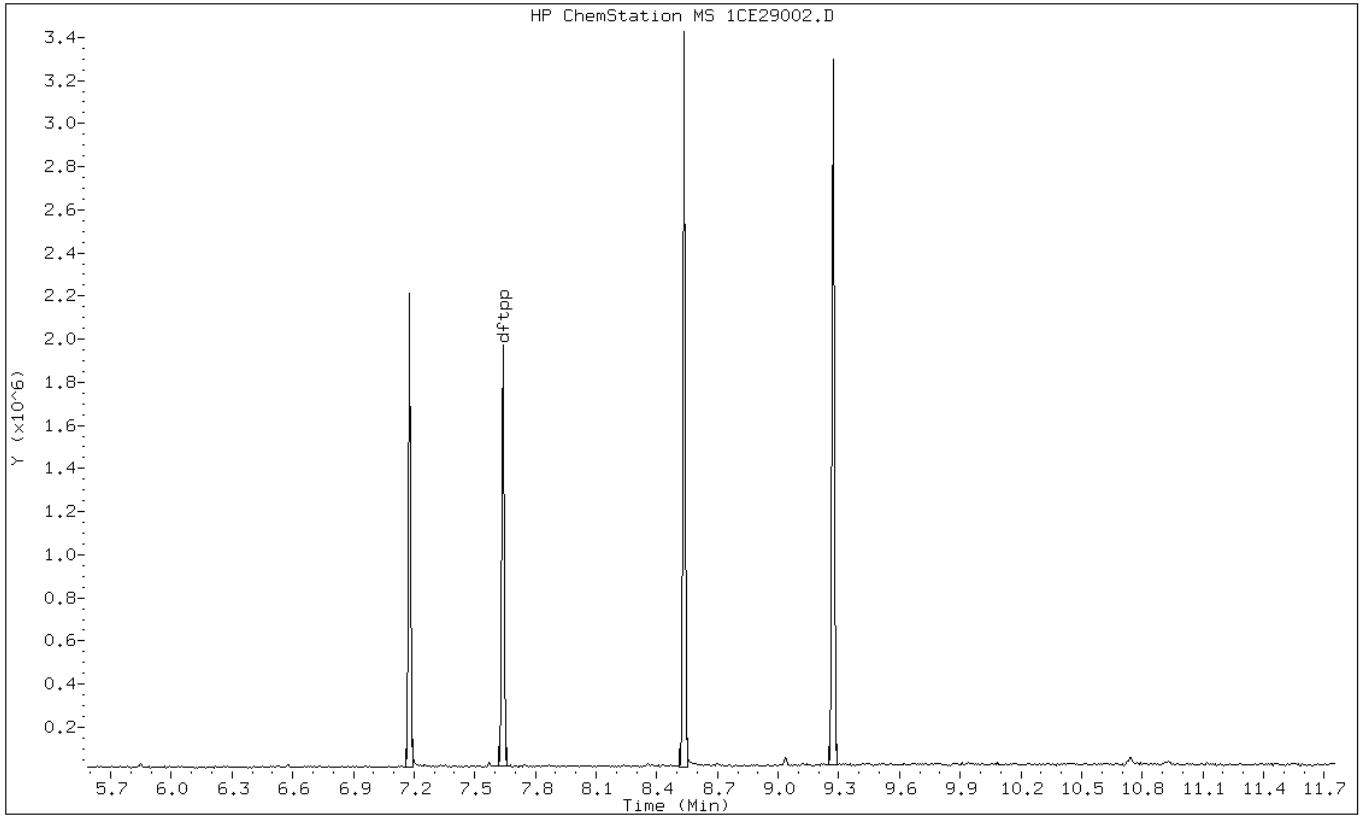
Date: 29-MAY-2013 12:08

Client ID: DFTPP

Instrument: BSMC5973.i

Sample Info: DFTPP-1525850

Operator: SCC



Data File: 1CE29002.D

Date: 29-MAY-2013 12:08

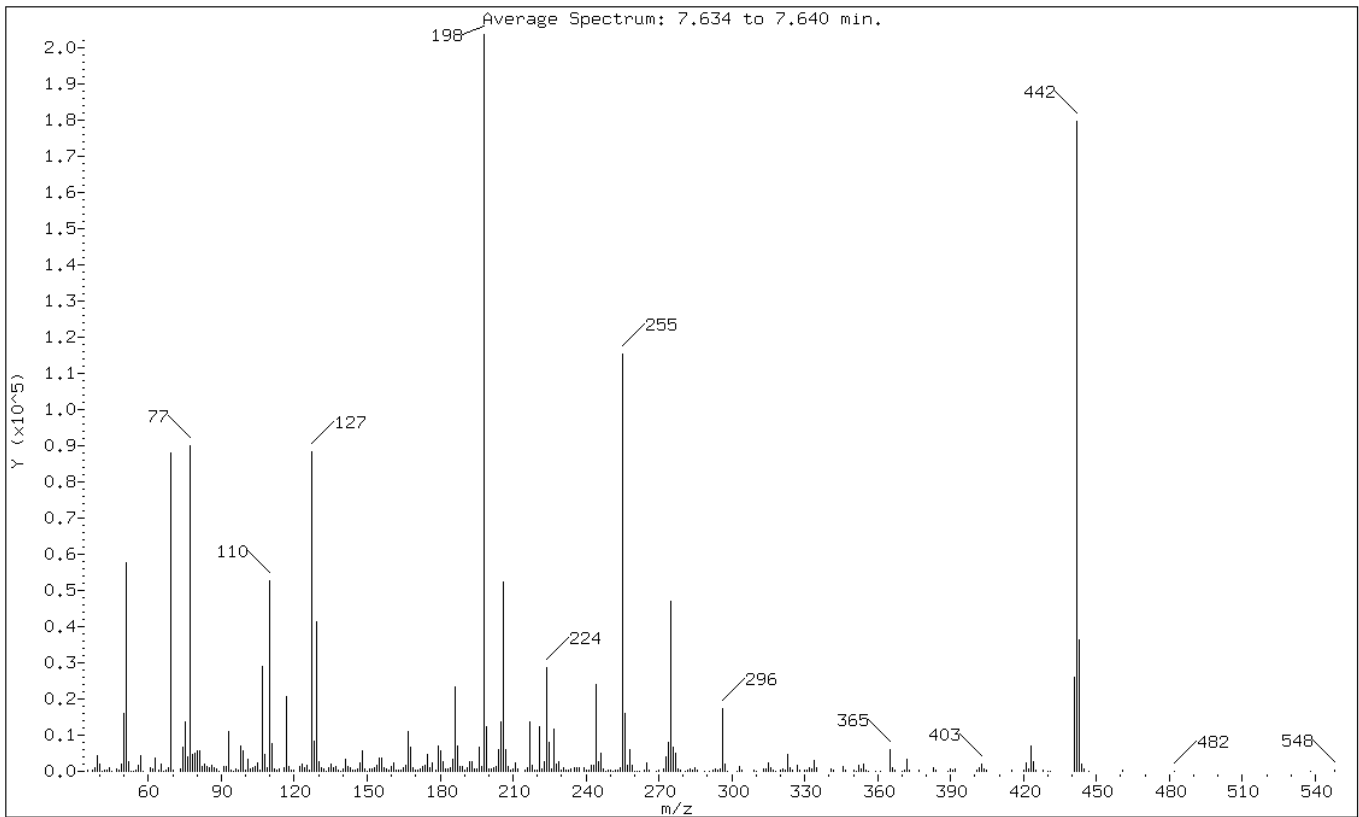
Client ID: DFTPP

Instrument: BSMC5973.i

Sample Info: DFTPP-1525850

Operator: SCC

1 dftpp



m/e	ION ABUNDANCE CRITERIA	% RELATIVE ABUNDANCE
198	Base Peak, 100% relative abundance	100.00
51	10.00 - 80.00% of mass 198	28.30
68	Less than 2.00% of mass 69	0.46 ( 1.06)
69	Mass 69 relative abundance	43.18
70	Less than 2.00% of mass 69	0.24 ( 0.54)
127	10.00 - 80.00% of mass 198	43.29
197	Less than 2.00% of mass 198	0.62
442	Greater than 50.00% of mass 198	88.22
199	5.00 - 9.00% of mass 198	6.04
275	10.00 - 60.00% of mass 198	23.04
365	Greater than 1.00% of mass 198	2.99
441	Present, but less than mass 443	12.72
443	15.00 - 24.00% of mass 442	17.78 ( 20.16)

Data File: 1CE29002.D

Date: 29-MAY-2013 12:08

Client ID: DFTPP

Instrument: BSMC5973.i

Sample Info: DFTPP-1525850

Operator: SCC

Data File: \\tam-chemsvr\chem\SM\BSMC5973.i\1C052913.b\1CE29002.D

Spectrum: Average Spectrum: 7.634 to 7.640 min.

Location of Maximum: 198.00

Number of points: 321

m/z	Y	m/z	Y	m/z	Y	m/z	Y
35.00	289	125.00	1778	206.00	52432	298.00	75
37.00	338	126.00	375	207.00	5982	302.00	106
38.00	1165	127.00	88136	208.00	1302	303.00	1215
39.00	4252	128.00	8213	209.00	333	304.00	168
40.00	1976	129.00	41320	210.00	675	309.00	224
41.00	150	130.00	2677	211.00	2280	310.00	131
42.00	181	131.00	914	212.00	765	313.00	519
43.00	201	132.00	507	215.00	218	314.00	556
44.00	1068	133.00	95	216.00	998	315.00	2250
45.00	129	134.00	881	217.00	13581	316.00	1031
47.00	524	135.00	1919	218.00	1662	317.00	200
48.00	296	136.00	938	219.00	416	318.00	79
49.00	1905	137.00	1427	220.00	257	320.00	245
50.00	16040	138.00	329	221.00	12413	321.00	529
51.00	57616	139.00	116	222.00	585	322.00	245
52.00	2595	140.00	673	223.00	2569	323.00	4554
53.00	158	141.00	3296	224.00	28536	324.00	1074
54.00	125	142.00	1249	225.00	7999	325.00	237
55.00	490	143.00	1046	226.00	719	327.00	1773
56.00	1807	144.00	243	227.00	11824	328.00	238
57.00	4219	145.00	419	228.00	2164	330.00	256
58.00	142	146.00	781	229.00	2750	331.00	187
61.00	1015	147.00	2173	230.00	488	332.00	941
62.00	652	148.00	5514	231.00	1115	333.00	701
63.00	3764	149.00	606	232.00	169	334.00	2992
64.00	432	150.00	100	233.00	296	335.00	1088
65.00	2032	151.00	819	234.00	645	341.00	707
66.00	119	152.00	735	235.00	1095	342.00	180
67.00	365	153.00	1098	236.00	934	346.00	1235
68.00	934	154.00	1805	237.00	893	347.00	237
69.00	87912	155.00	3599	239.00	941	350.00	247
70.00	479	156.00	3775	240.00	341	351.00	83
73.00	795	157.00	1135	241.00	311	352.00	1734
74.00	6737	158.00	681	242.00	1812	353.00	795
75.00	13734	159.00	323	243.00	1648	354.00	2130
76.00	4079	160.00	1308	244.00	23856	355.00	340
77.00	89872	161.00	2395	245.00	2784	356.00	76
78.00	4610	162.00	427	246.00	5052	359.00	120
79.00	5053	163.00	222	247.00	599	361.00	85
80.00	5585	164.00	367	248.00	152	365.00	6088



81.00	5679	165.00	1126	249.00	383	366.00	1043
82.00	1371	166.00	1571	250.00	204	367.00	184
83.00	2125	167.00	11154	251.00	78	370.00	133
84.00	1349	168.00	6499	252.00	439	371.00	454
85.00	879	169.00	1099	253.00	275	372.00	3295
86.00	1690	170.00	335	254.00	1076	373.00	283
87.00	886	171.00	441	255.00	115224	377.00	228
88.00	558	172.00	727	256.00	16118	383.00	1011
89.00	147	173.00	1313	257.00	1778	384.00	378
91.00	1287	174.00	1651	258.00	5831	389.00	102
92.00	1446	175.00	4520	259.00	1535	390.00	511
93.00	11085	176.00	943	260.00	150	391.00	363
94.00	448	177.00	2325	261.00	110	392.00	591
95.00	146	178.00	225	262.00	152	401.00	259
96.00	627	179.00	6887	264.00	194	402.00	1005
97.00	173	180.00	5574	265.00	2312	403.00	1845
98.00	7005	181.00	2698	266.00	439	404.00	830
99.00	5742	182.00	812	269.00	83	405.00	264
100.00	343	183.00	654	270.00	202	415.00	179
101.00	3207	184.00	931	272.00	529	420.00	244
102.00	818	185.00	3382	273.00	4110	421.00	2419
103.00	1151	186.00	23240	274.00	7864	422.00	636
104.00	1497	187.00	7119	275.00	46920	423.00	7068
105.00	2257	188.00	1486	276.00	6548	424.00	2574
106.00	420	189.00	1400	277.00	4884	425.00	324
107.00	28896	190.00	457	278.00	576	428.00	194
108.00	4705	191.00	849	279.00	313	430.00	101
109.00	1075	192.00	2653	281.00	147	431.00	102
110.00	52480	193.00	2777	282.00	406	441.00	25888
111.00	7740	194.00	584	283.00	516	442.00	179584
112.00	773	195.00	816	284.00	495	443.00	36208
113.00	361	196.00	6545	285.00	1072	444.00	2119
114.00	575	197.00	1270	286.00	394	445.00	540
116.00	994	198.00	203584	289.00	99	447.00	156
117.00	20576	199.00	12291	291.00	76	461.00	213
118.00	1434	200.00	792	292.00	189	482.00	76
119.00	406	201.00	666	293.00	652	538.00	75
120.00	394	202.00	1165	294.00	223	548.00	207
122.00	1315	203.00	1238	295.00	818		
123.00	2114	204.00	6146	296.00	17392		
124.00	1093	205.00	13614	297.00	2016		

TestAmerica Laboratories

Data file : \\tam-chemsvr\chem\SM\BSMSD.i\1D052313.b\1DE23002.D  
 Lab Smp Id: DFTPP Client Smp ID: DFTPP  
 Inj Date : 23-MAY-2013 11:20  
 Operator : SCC Inst ID: BSMSD.i  
 Smp Info : DFTPP-1525850  
 Misc Info :  
 Comment :  
 Method : \\tam-chemsvr\chem\SM\BSMSD.i\1D052313.b\d-dftpp198.m  
 Meth Date : 08-Jan-2013 12:23 cantins Quant Type: ESTD  
 Cal Date : Cal File:  
 Als bottle: 2 QC Sample: DFTPP  
 Dil Factor: 1.00000  
 Integrator: HP RTE Compound Sublist: all.sub  
 Target Version: 4.14 Sample Matrix: None  
 Processing Host: TAM1000

CONCENTRATIONS									
ON-COL FINAL									
RT	EXP RT	DLT RT	MASS	RESPONSE	( ug/L)	( ug/L)	TARGET	RANGE	RATIO
====	=====	=====	====	=====	=====	=====	=====	=====	=====
1 dftpp					CAS #: 5074-71-5				
8.587	8.532	0.055	198	121784			50.00-	0.00	100.00
8.587	8.532	0.055	51	67440			10.00-	80.00	55.38
8.587	8.532	0.055	68	0	0.0	0.0	0.00-	2.00	0.00
8.587	8.532	0.055	69	65104			0.00-	0.00	53.46
8.587	8.532	0.055	70	565			0.00-	2.00	0.87
8.587	8.532	0.055	127	68776			10.00-	80.00	56.47
8.587	8.532	0.055	197	0	0.0	0.0	0.00-	2.00	0.00
8.587	8.532	0.055	442	65752			50.00-	0.00	53.99
8.587	8.532	0.055	199	8068			5.00-	9.00	6.62
8.587	8.532	0.055	275	31712			10.00-	60.00	26.04
8.587	8.532	0.055	365	4846			1.00-	0.00	3.98
8.587	8.532	0.055	441	9492			0.01-	99.99	78.47
8.587	8.532	0.055	443	12096			15.00-	24.00	18.40

Data File: 1DE23002.D

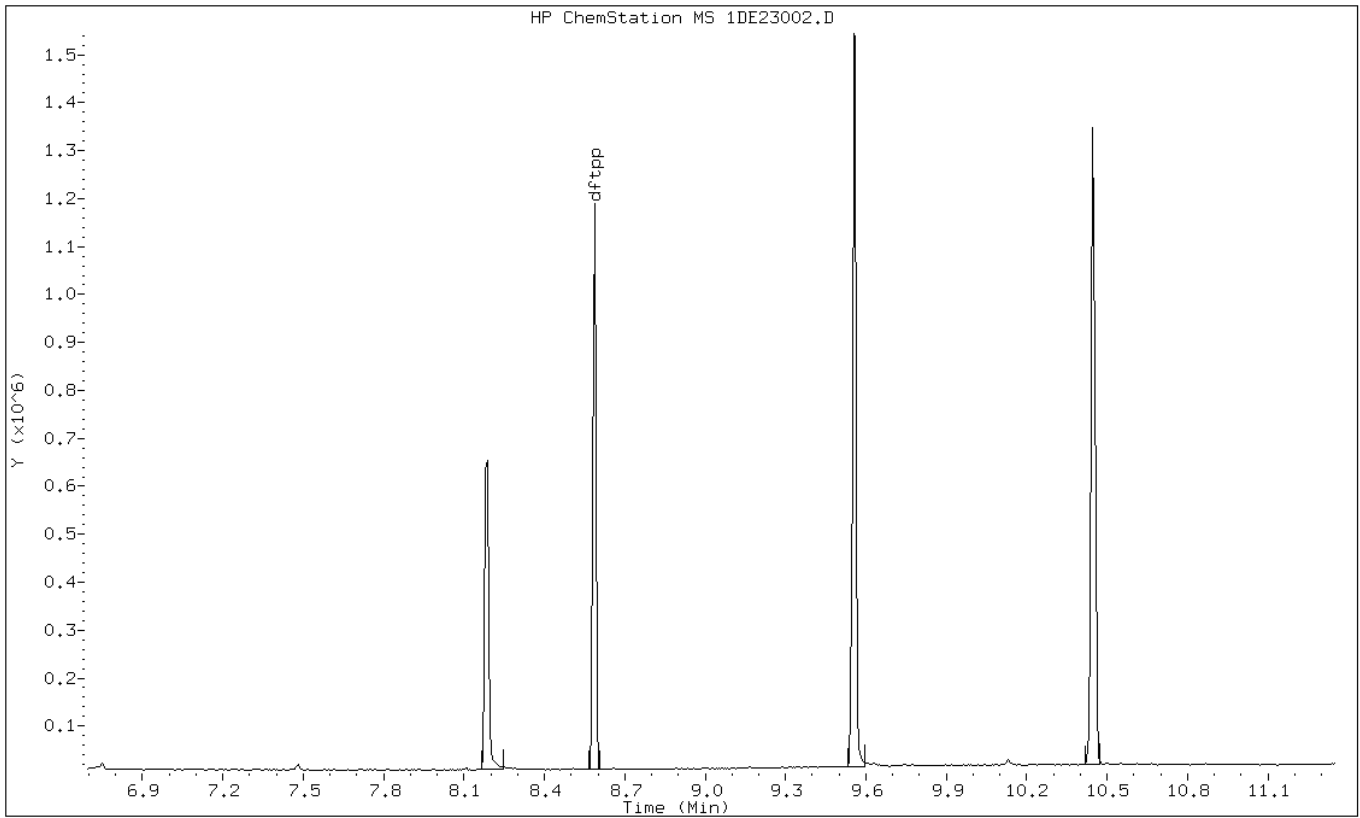
Date: 23-MAY-2013 11:20

Client ID: DFTPP

Instrument: BSMSD.i

Sample Info: DFTPP-1525850

Operator: SCC



Data File: 1DE23002.D

Date: 23-MAY-2013 11:20

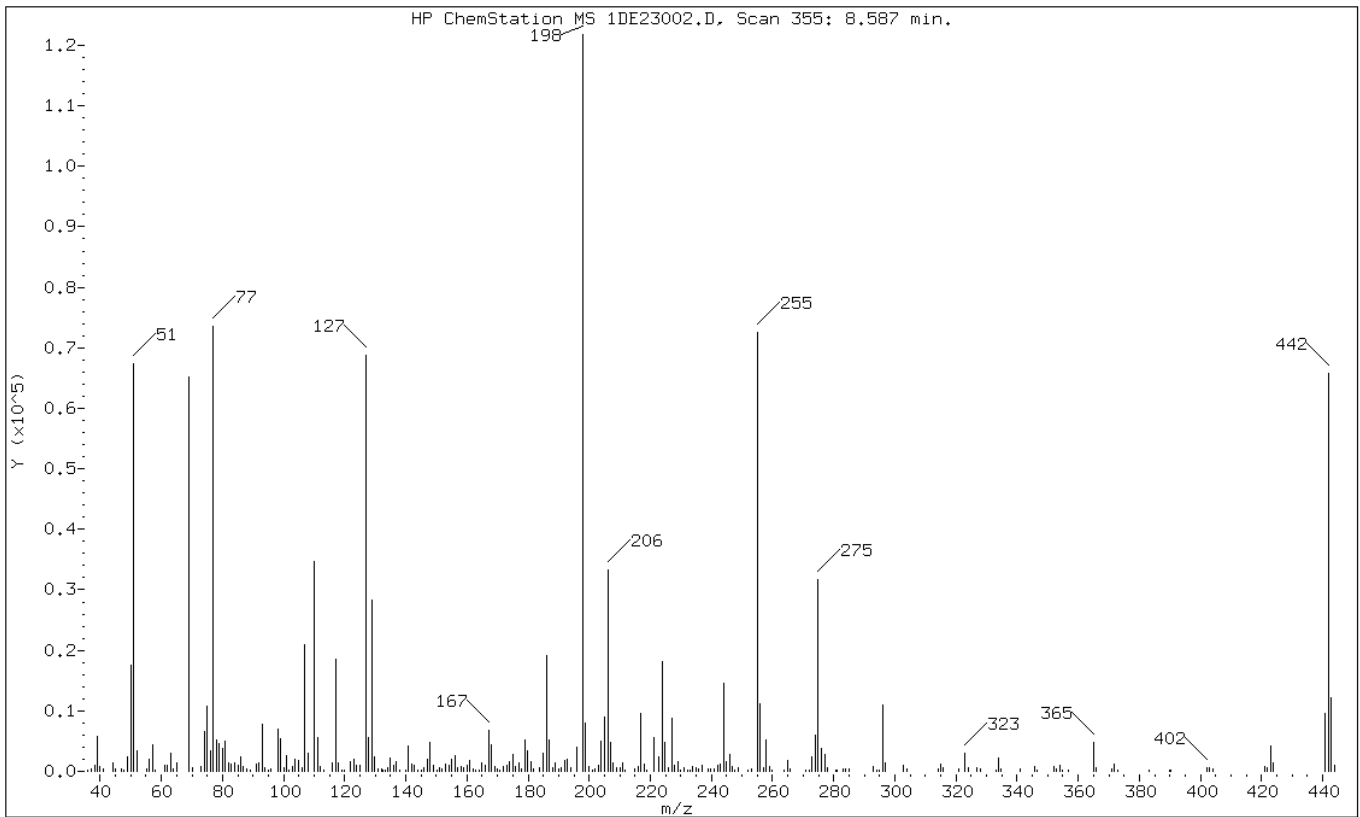
Client ID: DFTPP

Instrument: BSMSD.i

Sample Info: DFTPP-1525850

Operator: SCC

1 dftpp



m/e	ION ABUNDANCE CRITERIA	% RELATIVE ABUNDANCE
198	Base Peak, 100% relative abundance	100.00
51	10.00 - 80.00% of mass 198	55.38
68	Less than 2.00% of mass 69	0.00 ( 0.00)
69	Mass 69 relative abundance	53.46
70	Less than 2.00% of mass 69	0.46 ( 0.87)
127	10.00 - 80.00% of mass 198	56.47
197	Less than 2.00% of mass 198	0.00
442	Greater than 50.00% of mass 198	53.99
199	5.00 - 9.00% of mass 198	6.62
275	10.00 - 60.00% of mass 198	26.04
365	Greater than 1.00% of mass 198	3.98
441	Present, but less than mass 443	7.79
443	15.00 - 24.00% of mass 442	9.93 ( 18.40)

Data File: 1DE23002.D

Date: 23-MAY-2013 11:20

Client ID: DFTPP

Instrument: BSMSD.i

Sample Info: DFTPP-1525850

Operator: SCC

Data File: \\tam-chemsvr\chem\SM\BSMSD.i\1D052313\_pahIC.b\1DE23002.D

Spectrum: HP ChemStation MS 1DE23002.D, Scan 355: 8.587 min.

Location of Maximum: 197.90

Number of points: 257

m/z	Y	m/z	Y	m/z	Y	m/z	Y
35.90	249	117.90	1357	186.00	19144	263.70	171
37.10	370	118.90	263	186.90	5217	264.90	1873
38.10	973	120.00	223	187.90	612	265.80	383
39.00	5723	121.90	1665	188.90	1329	271.00	186
40.00	747	122.90	2073	189.90	307	271.90	293
41.00	364	124.00	1000	191.00	596	272.90	2302
44.00	1452	125.00	929	191.90	1822	273.90	5948
45.10	334	127.00	68776	192.90	2065	274.90	31712
46.90	480	127.90	5565	194.00	565	275.90	3785
47.80	238	128.90	28208	195.90	3944	277.00	2800
49.00	2358	129.90	2448	197.90	121784	277.90	659
50.00	17600	131.10	380	198.90	8068	280.80	191
51.00	67440	132.00	342	199.90	824	281.10	192
52.00	3328	132.60	152	201.10	276	283.00	400
55.10	409	133.10	215	201.70	467	283.90	307
56.00	2025	133.90	654	203.00	968	284.90	387
57.00	4381	134.90	2109	203.90	5020	293.00	825
58.00	217	136.00	922	205.00	9032	294.00	151
61.00	1013	136.90	1647	206.00	33240	294.90	243
62.00	913	138.00	265	207.00	4794	295.90	11046
63.00	2951	139.90	239	207.90	1427	296.90	1346
64.00	397	140.90	4179	208.80	681	302.90	926
65.00	1343	141.90	1118	210.00	552	304.00	330
69.00	65104	142.90	1031	210.90	1454	314.10	375
70.00	565	144.00	240	211.80	223	314.90	1098
73.00	790	145.10	221	214.90	414	315.90	571
74.00	6651	145.90	520	216.00	838	320.90	352
75.00	10782	147.00	2016	216.90	9622	323.00	2997
76.00	3422	148.00	4753	217.90	1129	323.90	666
77.00	73512	148.90	1096	218.80	154	326.80	600
78.00	5136	150.10	273	221.00	5672	328.00	304
79.00	4645	150.90	581	222.90	2421	333.00	236
80.00	3799	151.70	317	224.00	18232	333.90	2273
81.00	4928	152.90	1222	224.90	4829	334.90	490
82.00	1382	154.00	956	226.00	615	341.00	350
82.90	1163	155.00	1904	226.90	8729	345.80	800
83.90	1444	156.00	2641	227.90	1012	346.70	161
85.00	909	157.00	572	228.90	1680	351.90	800
85.90	2381	158.00	809	229.80	268	352.80	433
86.90	728	159.00	666	230.90	693	354.00	1029

87.90	331	160.00	933	232.10	157	354.90	170
89.00	285	160.90	1756	233.00	179	356.90	162
91.00	1150	162.00	462	233.90	756	365.00	4846
91.90	1474	162.80	203	235.00	558	365.90	560
92.90	7822	164.10	158	235.90	487	371.10	322
+-----+-----+-----+-----+-----+-----+-----+-----+							
93.90	567	164.90	1406	236.90	950	371.90	1258
94.90	179	166.00	940	238.90	325	372.80	192
96.00	396	167.00	6772	239.80	300	373.10	180
98.00	6996	167.90	4389	241.00	416	383.10	221
98.90	5360	169.00	764	242.00	904	390.00	192
+-----+-----+-----+-----+-----+-----+-----+-----+							
100.00	551	170.00	342	242.90	1190	390.30	165
100.90	2607	170.80	216	244.00	14621	402.00	625
101.90	286	171.90	754	244.90	1630	402.80	604
102.90	815	172.90	903	245.90	2736	403.90	416
103.90	1983	174.00	1510	246.90	832	420.90	877
+-----+-----+-----+-----+-----+-----+-----+-----+							
105.00	1804	175.00	2756	247.70	160	422.00	504
106.00	509	175.90	753	248.90	508	422.90	4151
107.00	20912	177.00	1365	252.10	158	423.90	1358
107.90	2991	177.90	464	253.00	393	440.90	9492
109.90	34672	178.90	5168	254.90	72544	441.90	65752
+-----+-----+-----+-----+-----+-----+-----+-----+							
111.00	5529	179.90	3472	255.90	11148	442.90	12096
111.90	765	180.90	1571	257.00	697	443.90	1083
113.00	248	181.90	303	257.90	5230		
116.00	1418	183.90	514	258.90	884		
117.00	18560	185.00	2991	260.00	157		
+-----+-----+-----+-----+-----+-----+-----+-----+							

TestAmerica Laboratories

Data file : \\tam-chemsvr\chem\SM\BSMSD.i\1D052913.b\1DE29002.D  
 Lab Smp Id: DFTPP Client Smp ID: DFTPP  
 Inj Date : 29-MAY-2013 13:43  
 Operator : SCC Inst ID: BSMSD.i  
 Smp Info : DFTPP-1506492  
 Misc Info :  
 Comment :  
 Method : \\tam-chemsvr\chem\SM\BSMSD.i\1D052913.b\d-dftpp198.m  
 Meth Date : 08-Jan-2013 16:28 cantins Quant Type: ESTD  
 Cal Date : Cal File:  
 Als bottle: 2 QC Sample: DFTPP  
 Dil Factor: 1.00000  
 Integrator: HP RTE Compound Sublist: all.sub  
 Target Version: 4.14 Sample Matrix: None  
 Processing Host: TAM1000

CONCENTRATIONS									
ON-COL FINAL									
RT	EXP RT	DLT RT	MASS	RESPONSE ( ug/L)	( ug/L)	TARGET RANGE	RATIO		
====	=====	=====	====	=====	=====	=====	=====		
1 dftpp					CAS #: 5074-71-5				
8.576	8.532	0.044	198	25064		50.00- 0.00	100.00		
8.576	8.532	0.044	51	12962		10.00- 80.00	51.72		
8.576	8.532	0.044	68	220		0.00- 2.00	1.87		
8.576	8.532	0.044	69	11789		0.00- 0.00	47.04		
8.576	8.532	0.044	70	0	0.0	0.0	0.00- 2.00	0.00	
8.576	8.532	0.044	127	12363		10.00- 80.00	49.33		
8.576	8.532	0.044	197	0	0.0	0.0	0.00- 2.00	0.00	
8.576	8.532	0.044	442	20296		50.00- 0.00	80.98		
8.576	8.532	0.044	199	1544		5.00- 9.00	6.16		
8.576	8.532	0.044	275	7399		10.00- 60.00	29.52		
8.576	8.532	0.044	365	961		1.00- 0.00	3.83		
8.576	8.532	0.044	441	2899		0.01- 99.99	71.76		
8.576	8.532	0.044	443	4040		15.00- 24.00	19.91		

Data File: 1DE29002.D

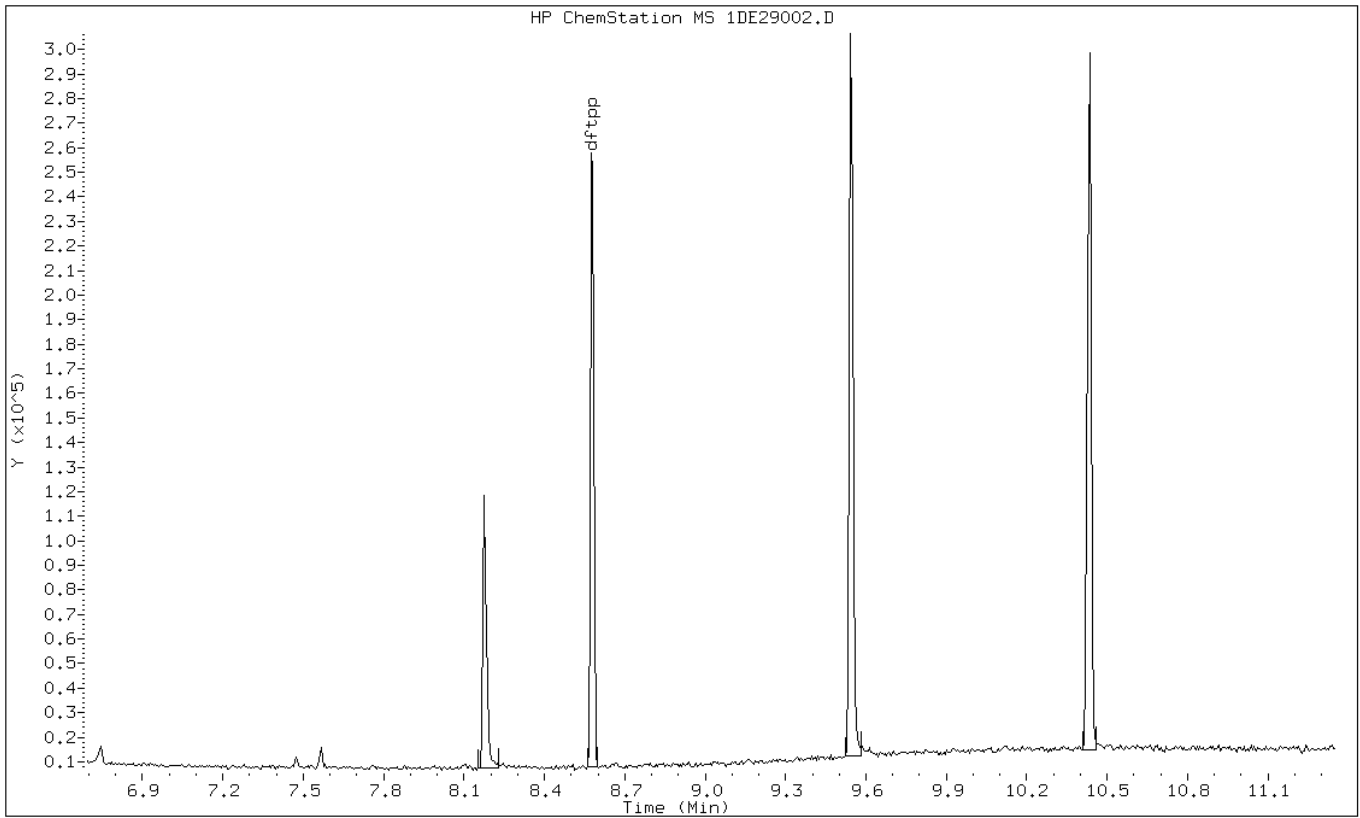
Date: 29-MAY-2013 13:43

Client ID: DFTPP

Instrument: BSMSD.i

Sample Info: DFTPP-1506492

Operator: SCC





Data File: 1DE29002.D

Date: 29-MAY-2013 13:43

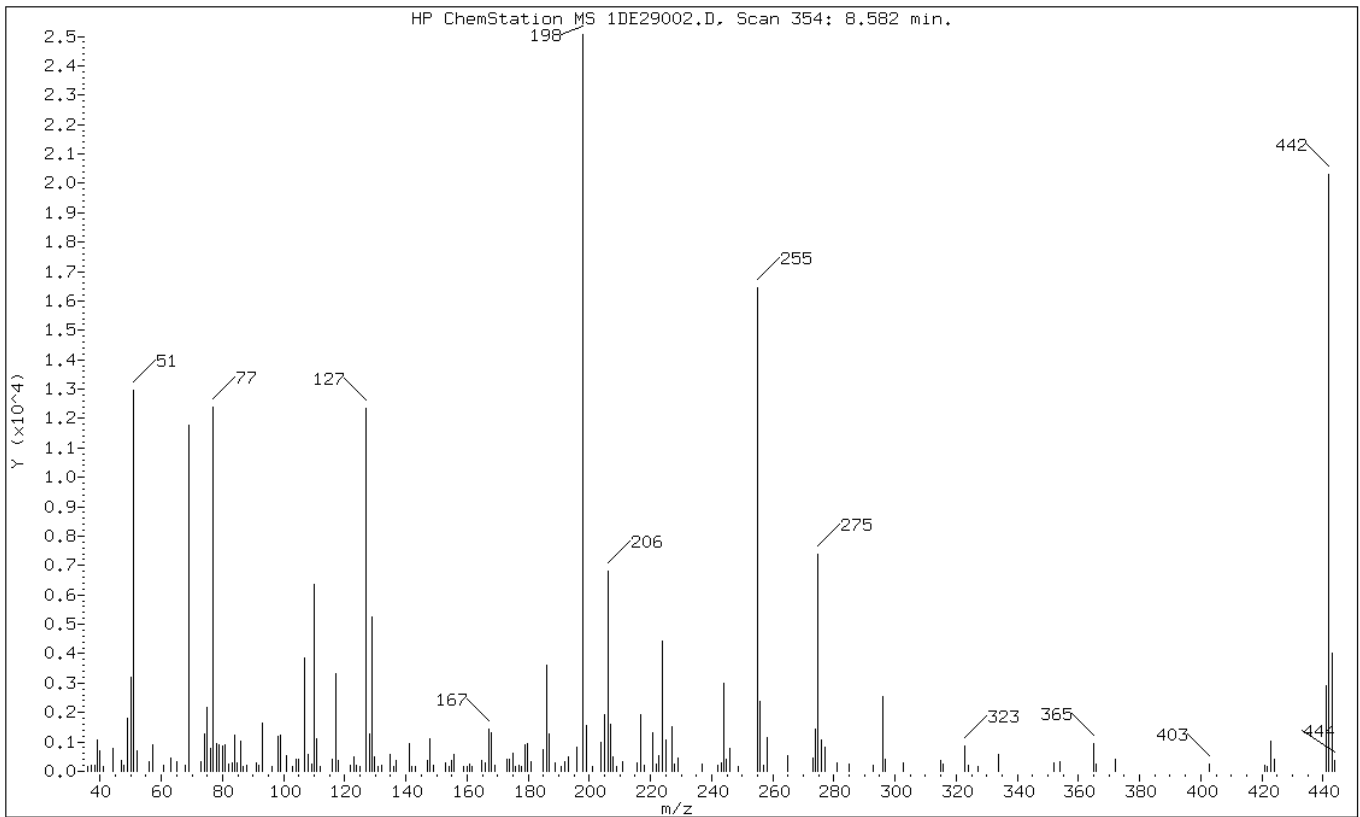
Client ID: DFTPP

Instrument: BSMSD.i

Sample Info: DFTPP-1506492

Operator: SCC

1 dftpp



m/e	ION ABUNDANCE CRITERIA	% RELATIVE ABUNDANCE
198	Base Peak, 100% relative abundance	100.00
51	10.00 - 80.00% of mass 198	51.72
68	Less than 2.00% of mass 69	0.88 ( 1.87)
69	Mass 69 relative abundance	47.04
70	Less than 2.00% of mass 69	0.00 ( 0.00)
127	10.00 - 80.00% of mass 198	49.33
197	Less than 2.00% of mass 198	0.00
442	Greater than 50.00% of mass 198	80.98
199	5.00 - 9.00% of mass 198	6.16
275	10.00 - 60.00% of mass 198	29.52
365	Greater than 1.00% of mass 198	3.83
441	Present, but less than mass 443	11.57
443	15.00 - 24.00% of mass 442	16.12 ( 19.91)

Data File: 1DE29002.D

Date: 29-MAY-2013 13:43

Client ID: DFTPP

Instrument: BSMSD.i

Sample Info: DFTPP-1506492

Operator: SCC

Data File: \\tam-chemsvr\chem\SM\BSMSD.i\1D052913.b\1DE29002.D

Spectrum: HP ChemStation MS 1DE29002.D, Scan 354: 8.582 min.

Location of Maximum: 197.90

Number of points: 168

m/z	Y	m/z	Y	m/z	Y	m/z	Y
35.90	161	102.90	165	169.10	192	244.80	400
37.10	204	103.90	403	172.90	396	245.80	770
38.10	224	105.00	413	173.90	413	248.90	184
39.00	1060	107.00	3853	175.00	615	254.90	16448
40.00	707	108.00	579	175.90	156	255.90	2388
41.10	163	109.10	239	177.00	211	256.80	194
44.00	798	109.90	6349	177.80	150	258.00	1160
46.90	358	110.90	1118	178.90	913	264.90	543
47.90	218	112.00	156	179.90	927	273.00	467
49.00	1799	116.00	396	180.90	332	273.90	1445
50.00	3209	116.90	3335	184.90	743	274.90	7399
51.00	12962	118.00	367	186.00	3596	276.00	1076
52.00	684	121.90	207	186.90	1288	276.90	827
56.00	332	123.00	478	188.90	267	280.90	269
57.00	912	123.90	213	190.90	158	284.90	247
60.90	194	125.00	159	191.80	308	292.80	201
62.90	447	127.00	12363	193.00	491	295.90	2535
65.10	344	128.00	1267	195.90	812	296.90	401
68.00	220	128.90	5249	197.90	25064	302.90	302
69.00	11789	129.80	508	198.90	1544	314.90	350
72.90	329	130.90	159	200.90	159	315.90	227
74.00	1267	132.00	189	203.90	999	323.00	871
75.00	2156	134.90	572	205.00	1924	323.90	186
76.10	763	135.90	184	206.00	6814	327.00	153
77.00	12388	136.90	376	206.90	1595	333.80	561
78.10	944	141.00	941	207.90	508	352.00	279
79.00	886	142.00	164	208.90	154	353.90	319
80.00	871	142.90	151	210.90	322	364.90	961
80.90	898	147.10	381	215.80	283	365.90	260
82.00	245	147.90	1093	216.90	1941	371.90	393
83.00	277	149.00	185	217.80	189	402.80	243
83.90	1246	152.90	288	220.90	1307	420.90	201
84.90	270	154.00	174	221.90	264	421.90	168
86.00	1031	155.00	357	222.90	513	422.90	1042
86.80	170	155.90	575	223.90	4439	423.90	427
87.80	210	158.80	181	224.90	1076	441.00	2899
91.10	274	159.90	166	226.90	1506	441.90	20296
92.00	216	161.00	231	227.90	249	442.90	4040
93.00	1622	161.80	154	228.90	431	443.80	375
96.10	173	164.90	360	236.90	266		

98.00	1204	165.90	281	241.90	202
98.90	1225	167.00	1450	243.10	270
101.00	530	167.90	1320	244.00	2986

---

TestAmerica Laboratories

Data file : \\tam-chemsvr\chem\SM\BSMSD.i\1D060313.b\1DF03002.D  
 Lab Smp Id: DFTPP Client Smp ID: DFTPP  
 Inj Date : 03-JUN-2013 10:41  
 Operator : SCC Inst ID: BSMSD.i  
 Smp Info : DFTPP-1525850  
 Misc Info :  
 Comment :  
 Method : \\tam-chemsvr\chem\SM\BSMSD.i\1D060313.b\d-dftpp198.m  
 Meth Date : 08-Jan-2013 12:23 cantins Quant Type: ESTD  
 Cal Date : Cal File:  
 Als bottle: 2 QC Sample: DFTPP  
 Dil Factor: 1.00000  
 Integrator: HP RTE Compound Sublist: all.sub  
 Target Version: 4.14 Sample Matrix: None  
 Processing Host: TAM1000

CONCENTRATIONS									
ON-COL FINAL									
RT	EXP RT	DLT RT	MASS	RESPONSE ( ug/L)	( ug/L)	TARGET RANGE	RATIO		
====	=====	=====	====	=====	=====	=====	=====		
1 dftpp					CAS #: 5074-71-5				
8.578	8.532	0.046	198	232960		50.00- 0.00	100.00		
8.578	8.532	0.046	51	107192		10.00- 80.00	46.01		
8.578	8.532	0.046	68	0	0.0 0.0	0.00- 2.00	0.00		
8.578	8.532	0.046	69	108736		0.00- 0.00	46.68		
8.578	8.532	0.046	70	529		0.00- 2.00	0.49		
8.578	8.532	0.046	127	122064		10.00- 80.00	52.40		
8.578	8.532	0.046	197	0	0.0 0.0	0.00- 2.00	0.00		
8.578	8.532	0.046	442	134144		50.00- 0.00	57.58		
8.578	8.532	0.046	199	16209		5.00- 9.00	6.96		
8.578	8.532	0.046	275	60000		10.00- 60.00	25.76		
8.578	8.532	0.046	365	8034		1.00- 0.00	3.45		
8.578	8.532	0.046	441	19392		0.01- 99.99	77.27		
8.578	8.532	0.046	443	25096		15.00- 24.00	18.71		

Data File: 1DF03002.D

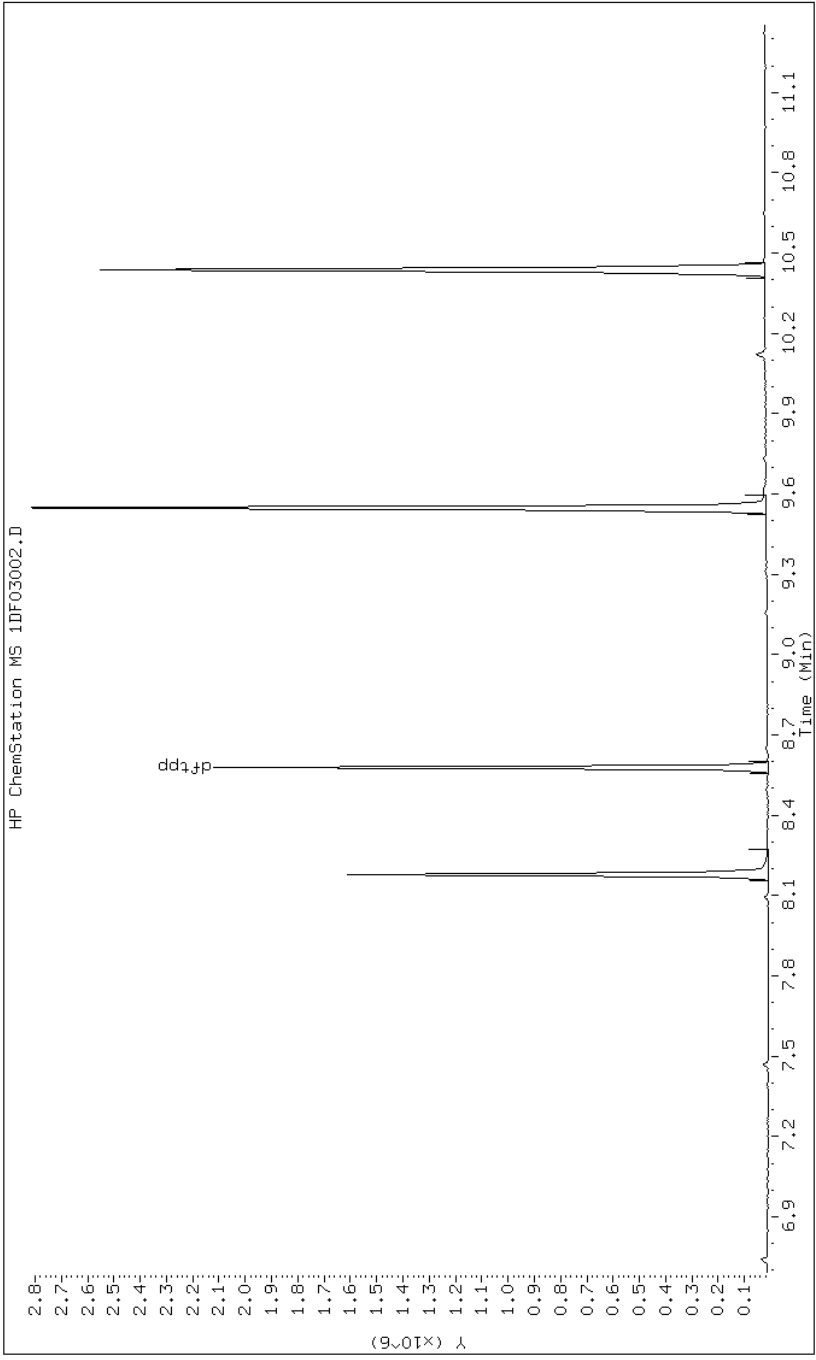
Date: 03-JUN-2013 10:41

Client ID: DFTPP

Instrument: BSMSD.i

Sample Info: DFTPP-1525850

Operator: SCC



Data File: 1DF03002.D

Date: 03-JUN-2013 10:41

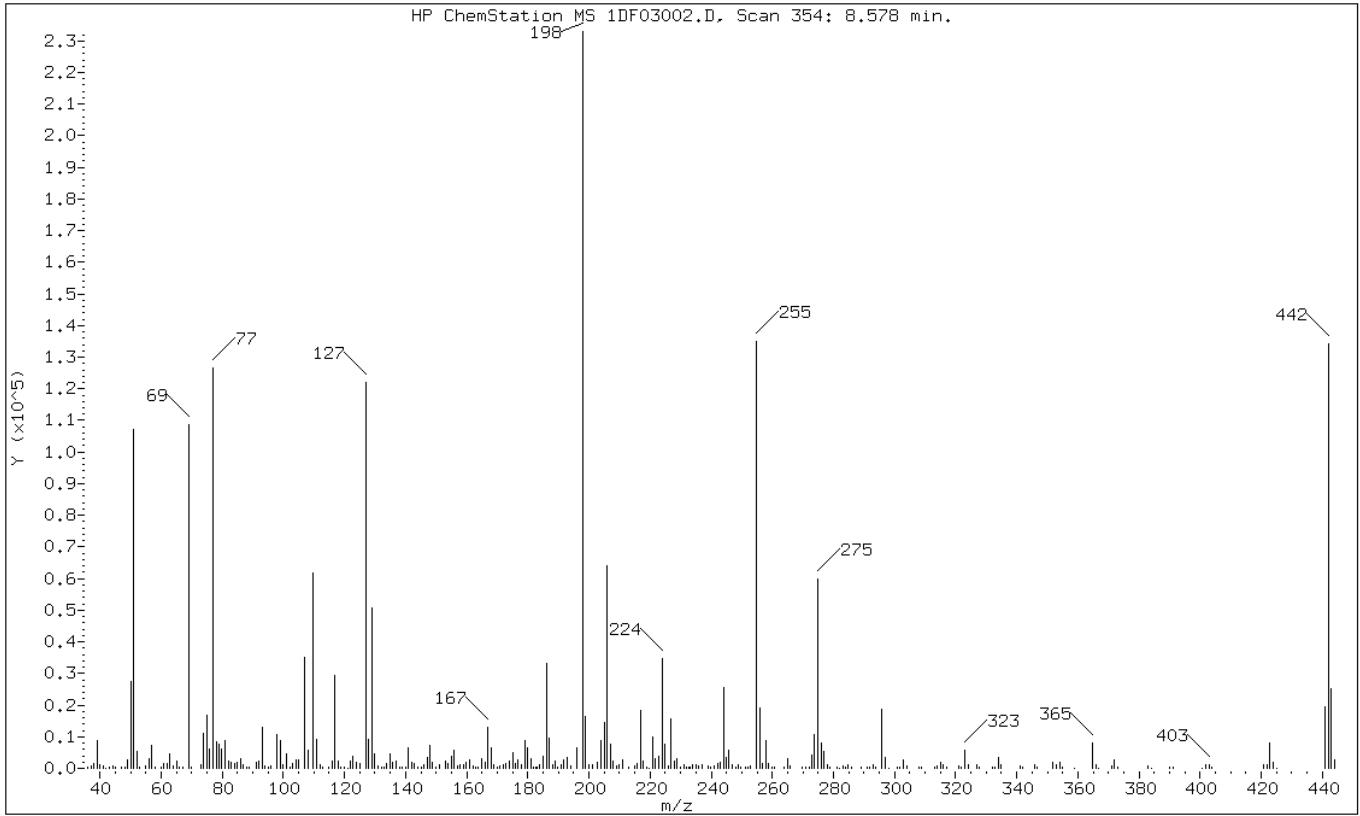
Client ID: DFTPP

Instrument: BSMSD.i

Sample Info: DFTPP-1525850

Operator: SCC

1 dftpp



m/e	ION ABUNDANCE CRITERIA	% RELATIVE ABUNDANCE
198	Base Peak, 100% relative abundance	100.00
51	10.00 - 80.00% of mass 198	46.01
68	Less than 2.00% of mass 69	0.00 ( 0.00)
69	Mass 69 relative abundance	46.68
70	Less than 2.00% of mass 69	0.23 ( 0.49)
127	10.00 - 80.00% of mass 198	52.40
197	Less than 2.00% of mass 198	0.00
442	Greater than 50.00% of mass 198	57.58
199	5.00 - 9.00% of mass 198	6.96
275	10.00 - 60.00% of mass 198	25.76
365	Greater than 1.00% of mass 198	3.45
441	Present, but less than mass 443	8.32
443	15.00 - 24.00% of mass 442	10.77 ( 18.71)

Data File: 1DF03002.D

Date: 03-JUN-2013 10:41

Client ID: DFTPP

Instrument: BSMSD.i

Sample Info: DFTPP-1525850

Operator: SCC

Data File: \\tam-chemsvr\chem\SM\BSMSD.i\1D060313.b\1DF03002.D

Spectrum: HP ChemStation MS 1DF03002.D, Scan 354: 8.578 min.

Location of Maximum: 197.90

Number of points: 288

m/z	Y	m/z	Y	m/z	Y	m/z	Y
36.00	338	119.90	546	194.00	801	278.00	1001
37.00	595	121.00	167	195.90	6555	278.90	219
38.10	1381	121.90	2292	197.90	232960	281.00	302
39.10	8734	122.90	3670	198.90	16209	282.00	189
40.00	1317	123.90	1777	199.90	1311	283.00	697
41.10	772	124.90	1670	201.30	1054	283.90	449
42.00	178	127.00	122064	202.90	1932	284.90	1034
42.90	394	127.90	9091	203.90	8682	285.80	192
44.10	657	128.90	50808	205.00	14417	288.90	201
45.10	380	129.90	4445	206.00	63872	290.90	204
47.00	402	131.00	865	207.00	7690	291.80	203
48.10	263	132.00	536	207.90	2159	292.90	1020
49.00	2641	133.00	280	208.90	791	294.00	311
50.00	27416	133.90	1499	210.00	1071	295.90	18528
51.00	107192	134.90	4592	211.00	2631	296.90	3258
52.00	5277	135.90	1757	213.10	193	298.00	189
53.00	317	137.00	2315	214.90	812	300.90	272
55.10	675	138.00	376	215.90	1448	301.80	196
56.00	3234	139.00	272	216.90	18128	303.00	2532
57.00	7402	139.90	537	217.90	2285	303.90	654
58.00	371	140.90	6472	218.80	228	308.00	420
60.10	194	142.00	2072	219.60	157	308.80	235
61.00	1552	142.90	1449	220.90	10097	313.00	191
62.00	1652	143.90	512	221.80	2982	313.90	853
63.00	4547	145.00	411	222.90	3901	315.00	2020
64.00	743	146.00	1165	224.00	34824	315.90	1204
65.00	2284	147.00	3289	225.00	7780	317.10	195
66.00	298	147.90	7297	225.90	931	320.90	639
67.10	316	148.90	1730	226.90	15453	321.90	293
69.00	108736	150.00	415	227.90	2341	323.00	5835
70.00	529	151.00	1111	228.90	3194	324.00	1115
73.00	1209	152.90	2120	229.90	341	326.90	1107
74.00	11231	153.90	1483	231.00	1110	327.90	437
75.00	16896	154.90	3934	232.10	197	331.90	418
76.00	6130	155.90	5890	232.80	295	333.00	568
77.00	126472	156.90	864	233.10	285	334.00	3470
78.00	8371	157.90	1064	233.80	988	335.00	1085
79.00	7744	158.90	962	234.90	1085	341.00	813
79.90	6278	159.90	1749	235.90	876	342.00	260
81.00	8814	161.00	2685	236.90	1149	345.90	1258

82.00	2327	162.00	846	238.90	780	346.80	250
83.10	1991	162.90	373	239.80	467	351.90	1859
83.90	1533	163.80	555	240.90	745	352.90	987
84.90	1737	164.80	2866	242.00	1620	354.00	1888
85.90	3110	166.00	1876	243.00	1788	354.90	299
87.00	1203	166.90	13062	244.00	25576	359.00	171
87.90	549	167.90	6318	244.90	3357	364.90	8034
89.00	283	168.90	1169	245.90	5899	365.80	1000
91.00	1911	170.00	412	247.00	1147	366.90	188
91.90	2383	171.00	664	248.00	195	371.00	622
93.00	12969	171.90	1098	248.90	1159	371.90	2695
94.00	865	172.90	1522	249.80	197	372.90	421
95.00	235	174.00	2437	251.10	210	382.90	609
95.90	860	175.00	4845	252.00	414	383.90	166
98.00	10585	175.90	1393	252.90	770	389.90	321
99.00	8695	176.90	2616	254.90	135040	391.00	416
99.90	961	177.90	1080	255.90	19064	400.80	170
101.00	4504	178.90	8740	256.90	1369	401.90	1159
102.10	250	179.90	6425	257.90	8849	402.90	1176
102.90	1439	180.90	3118	258.90	1681	403.90	370
104.00	2789	182.00	370	259.90	258	420.90	1048
105.00	2785	182.70	285	260.80	228	421.90	1053
107.00	35112	183.00	254	263.70	299	422.90	8010
108.00	5730	183.90	1035	265.00	3044	423.90	1859
109.90	61720	185.00	3909	265.90	755	424.90	186
110.90	9299	186.00	33120	269.80	295	440.90	19392
112.00	1242	187.00	9679	270.90	334	441.90	134144
112.90	434	188.00	1154	272.00	414	442.90	25096
114.90	303	188.90	2392	272.90	4126	444.00	2546
115.90	2110	189.80	390	273.90	10792		
116.90	29392	191.00	1137	274.90	60000		
117.90	2309	191.90	2757	275.90	7922		
118.90	396	193.00	3312	276.90	5498		



FORM I  
GC/MS SEMI VOA ORGANICS ANALYSIS DATA SHEET

Lab Name: TestAmerica Tampa Job No.: 680-90622-1  
 SDG No.: 68090622-1  
 Client Sample ID: \_\_\_\_\_ Lab Sample ID: MB 660-137755/1-A  
 Matrix: Solid Lab File ID: 1CE29011.D  
 Analysis Method: 8270C LL Date Collected: \_\_\_\_\_  
 Extract. Method: 3546 Date Extracted: 05/24/2013 06:38  
 Sample wt/vol: 15.34(g) Date Analyzed: 05/29/2013 15:27  
 Con. Extract Vol.: 1(mL) Dilution Factor: 1  
 Injection Volume: 1(uL) Level: (low/med) Low  
 % Moisture: \_\_\_\_\_ GPC Cleanup: (Y/N) N  
 Analysis Batch No.: 137885 Units: ug/Kg

CAS NO.	COMPOUND NAME	RESULT	Q	RL	MDL
83-32-9	Acenaphthene	98	U	98	20
208-96-8	Acenaphthylene	39	U	39	4.9
120-12-7	Anthracene	8.2	U	8.2	4.1
56-55-3	Benzo[a]anthracene	7.8	U	7.8	3.8
50-32-8	Benzo[a]pyrene	10	U	10	5.1
205-99-2	Benzo[b]fluoranthene	12	U	12	6.0
191-24-2	Benzo[g,h,i]perylene	20	U	20	4.3
207-08-9	Benzo[k]fluoranthene	7.8	U	7.8	3.5
218-01-9	Chrysene	8.8	U	8.8	4.4
53-70-3	Dibenz(a,h)anthracene	20	U	20	4.0
206-44-0	Fluoranthene	20	U	20	3.9
86-73-7	Fluorene	20	U	20	4.0
193-39-5	Indeno[1,2,3-cd]pyrene	20	U	20	6.9
90-12-0	1-Methylnaphthalene	39	U	39	4.3
91-57-6	2-Methylnaphthalene	39	U	39	6.9
91-20-3	Naphthalene	39	U	39	4.3
85-01-8	Phenanthrene	5.82	J	7.8	3.8
129-00-0	Pyrene	20	U	20	3.6

CAS NO.	SURROGATE	%REC	Q	LIMITS
84-15-1	o-Terphenyl	72		30-130

TestAmerica Laboratories

Semivolatiles 8270C low level PAH

Data file : \\tam-chemsvr\chem\SM\BSMC5973.i\1C052913.b\1CE29011.D  
 Lab Smp Id: mb 660-137755/1-a  
 Inj Date : 29-MAY-2013 15:27  
 Operator : SCC  
 Smp Info : mb 660-137755/1-a  
 Misc Info :  
 Comment :  
 Method : \\tam-chemsvr\chem\SM\BSMC5973.i\1C052913.b\1-a-bFASTPAHi-m.m  
 Meth Date : 30-May-2013 11:17 cantins Quant Type: ISTD  
 Cal Date : 22-MAY-2013 18:05 Cal File: 1CE22020.D  
 Als bottle: 9 QC Sample: BLANK  
 Dil Factor: 1.00000  
 Integrator: HP RTE Compound Sublist: pah.sub  
 Target Version: 4.14  
 Processing Host: TAM1000

Concentration Formula:

$$\text{Amt} * \text{DF} * 1/\text{Vi} * \text{Vt}/\text{Ws} * 100/(100 - \text{M}) * \text{A} * \text{B} * \text{C} * \text{D} * \text{GPC} * \text{CpndVariable}$$

Name	Value	Description
DF	1.000	Dilution Factor
Vi	1.000	Injection Volume
Vt	1.000	Final Volume
Ws	15.340	Weight Extracted
M	0.00000	% Moisture
A	1000.000	uL to mL conversion
B	1000.000	g to kg conversion
C	0.00100	ng to ug conversion
D	1.000	ug to mg conversion(value = 1 if no conv)
GPC	1.000	GPC FACTOR
Cpnd Variable		Local Compound Variable

Compounds	QUANT	SIG	MASS	RT	EXP RT	REL RT	RESPONSE	CONCENTRATIONS	
								ON-COLUMN (ug/ml)	FINAL (ug/Kg)
* 1 Naphthalene-d8	136	4.051	4.051 (1.000)	2331750	40.0000				
* 6 Acenaphthene-d10	164	5.139	5.140 (1.000)	1664973	40.0000				
* 10 Phenanthrene-d10	188	6.109	6.110 (1.000)	3233224	40.0000				
\$ 14 o-Terphenyl	230	6.357	6.363 (1.040)	363024	7.20781			469.8700	
* 18 Chrysene-d12	240	8.068	8.086 (1.000)	4136843	40.0000				
* 23 Perylene-d12	264	9.409	9.433 (1.000)	4435067	40.0000				
4 1-Methylnaphthalene	142	4.551	4.551 (1.123)	1314	0.03659			2.3853	
9 Fluorene	166	5.480	5.487 (1.066)	2079	0.04071			2.6536(Q)	
11 Phenanthrene	178	6.127	6.128 (1.003)	8525	0.08925			5.8178	
12 Anthracene	178	6.157	6.163 (1.008)	2863	0.03235			2.1089	
13 Carbazole	167	6.262	6.263 (1.025)	1460	0.13250			8.6375(Q)	
15 Fluoranthene	202	6.974	6.981 (1.142)	3092	0.03167			2.0644	

QC Flag Legend

Q - Qualifier signal failed the ratio test.

Data File: 1CE29011.D

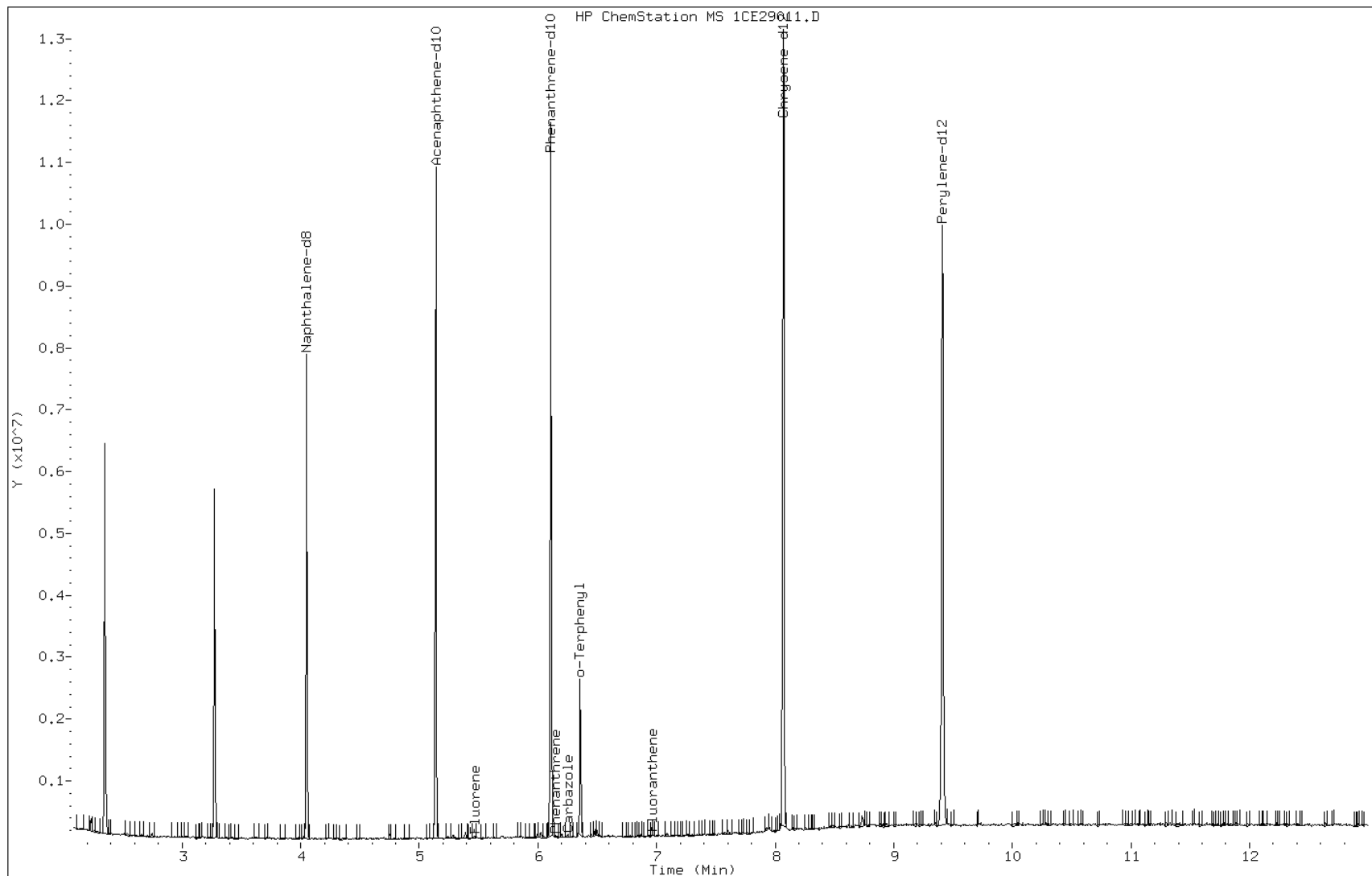
Date: 29-MAY-2013 15:27

Client ID:

Instrument: BSMC5973.i

Sample Info: mb 660-137755/1-a

Operator: SCC



Data File: 1CE29011.D

Date: 29-MAY-2013 15:27

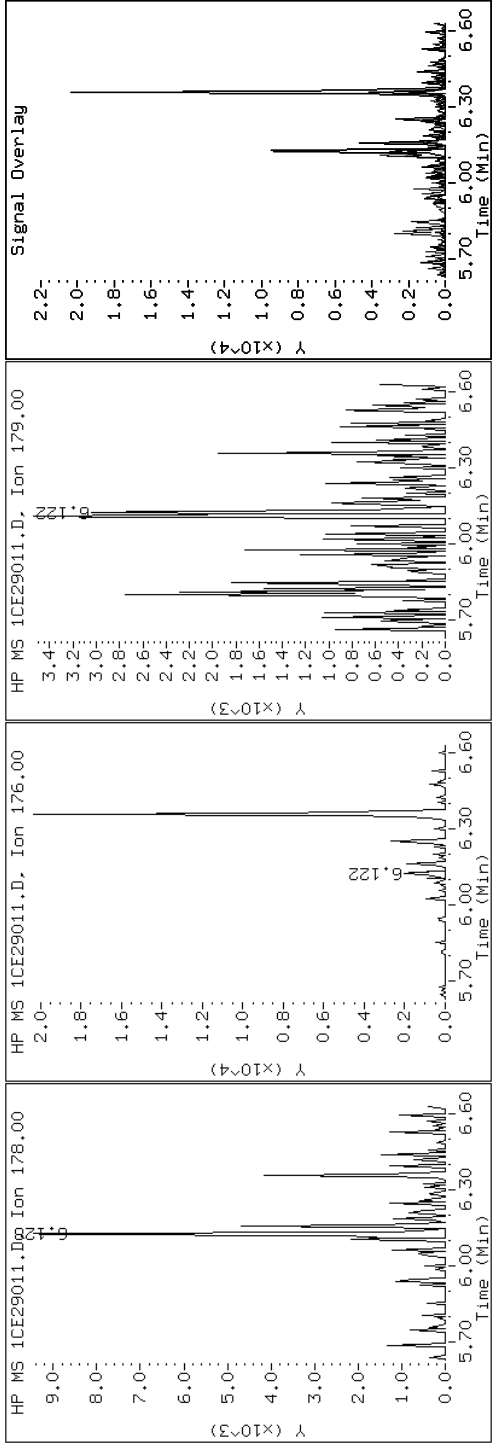
Client ID:

Instrument: BSMC5973.i

Sample Info: mb 660-137755/1-a

Operator: SCC

11 Phenanthrene



FORM I  
GC/MS SEMI VOA ORGANICS ANALYSIS DATA SHEET

Lab Name: TestAmerica Tampa Job No.: 680-90622-1  
 SDG No.: 68090622-1  
 Client Sample ID: \_\_\_\_\_ Lab Sample ID: MB 660-137790/1-A  
 Matrix: Solid Lab File ID: 1DE29006.D  
 Analysis Method: 8270C LL Date Collected: \_\_\_\_\_  
 Extract. Method: 3546 Date Extracted: 05/24/2013 12:33  
 Sample wt/vol: 15.10(g) Date Analyzed: 05/29/2013 15:37  
 Con. Extract Vol.: 1(mL) Dilution Factor: 1  
 Injection Volume: 1(uL) Level: (low/med) Low  
 % Moisture: \_\_\_\_\_ GPC Cleanup: (Y/N) N  
 Analysis Batch No.: 137911 Units: ug/Kg

CAS NO.	COMPOUND NAME	RESULT	Q	RL	MDL
83-32-9	Acenaphthene	99	U	99	20
208-96-8	Acenaphthylene	40	U	40	5.0
120-12-7	Anthracene	8.3	U	8.3	4.2
56-55-3	Benzo[a]anthracene	7.9	U	7.9	3.9
50-32-8	Benzo[a]pyrene	10	U	10	5.2
205-99-2	Benzo[b]fluoranthene	12	U	12	6.1
191-24-2	Benzo[g,h,i]perylene	20	U	20	4.4
207-08-9	Benzo[k]fluoranthene	7.9	U	7.9	3.6
218-01-9	Chrysene	8.9	U	8.9	4.5
53-70-3	Dibenz(a,h)anthracene	20	U	20	4.1
206-44-0	Fluoranthene	20	U	20	4.0
86-73-7	Fluorene	20	U	20	4.1
193-39-5	Indeno[1,2,3-cd]pyrene	20	U	20	7.1
90-12-0	1-Methylnaphthalene	40	U	40	4.4
91-57-6	2-Methylnaphthalene	40	U	40	7.1
91-20-3	Naphthalene	40	U	40	4.4
85-01-8	Phenanthrene	5.84	J	7.9	3.9
129-00-0	Pyrene	20	U	20	3.7

CAS NO.	SURROGATE	%REC	Q	LIMITS
84-15-1	o-Terphenyl	66		30-130

TestAmerica Laboratories

Semivolatiles 8270 low level PAH

Data file : \\tam-chemsvr\chem\SM\BSMSD.i\1D052913.b\1DE29006.D  
 Lab Smp Id: MB 660-137790/1-A  
 Inj Date : 29-MAY-2013 15:37  
 Operator : SCC Inst ID: BSMSD.i  
 Smp Info : MB 660-137790/1-A  
 Misc Info :  
 Comment :  
 Method : \\tam-chemsvr\chem\SM\BSMSD.i\1D052913.b\dFASTPAHi.m  
 Meth Date : 29-May-2013 15:34 cantins Quant Type: ISTD  
 Cal Date : 23-MAY-2013 15:19 Cal File: 1DE23009.D  
 Als bottle: 6 QC Sample: BLANK  
 Dil Factor: 1.00000  
 Integrator: HP RTE Compound Sublist: pah.sub  
 Target Version: 4.14  
 Processing Host: TAM1000

Concentration Formula:

$$\text{Amt} * \text{DF} * 1/\text{Vi} * \text{Vt}/\text{Ws} * 100/(100 - \text{M}) * \text{A} * \text{B} * \text{C} * \text{D} * \text{GPC} * \text{CpndVariable}$$

Name	Value	Description
DF	1.000	Dilution Factor
Vi	1.000	Injection Volume
Vt	1.000	Final Volume
Ws	15.100	Weight Extracted
M	0.00000	% Moisture
A	1000.000	uL to mL conversion
B	1000.000	g to kg conversion
C	0.00100	ng to ug conversion
D	1.000	ug to mg conversion(value = 1 if no conv)
GPC	1.000	GPC FACTOR
Cpnd Variable		Local Compound Variable

Compounds	QUANT	SIG	MASS	RT	EXP RT	REL RT	RESPONSE	CONCENTRATIONS	
								ON-COLUMN ( ug/l)	FINAL (ug/Kg)
* 1 Naphthalene-d8	136		6.278	6.277	(1.000)	4399025	40.0000		
* 7 Acenaphthene-d10	164		7.947	7.945	(1.000)	2464734	40.0000		
* 11 Phenanthrene-d10	188		9.204	9.197	(1.000)	3930946	40.0000		
\$ 15 o-Terphenyl	230		9.510	9.508	(1.033)	379854	6.59590	440	
* 19 Chrysene-d12	240		11.560	11.559	(1.000)	3792255	40.0000		
* 24 Perylene-d12	264		13.464	13.456	(1.000)	3874355	40.0000		
2 Naphthalene	128		6.296	6.294	(1.003)	4073	0.03755	2.5(Q)	
12 Phenanthrene	178		9.216	9.214	(1.001)	9394	0.08824	5.8(M)	

QC Flag Legend

Q - Qualifier signal failed the ratio test.  
 M - Compound response manually integrated.

Data File: 1DE29006.D

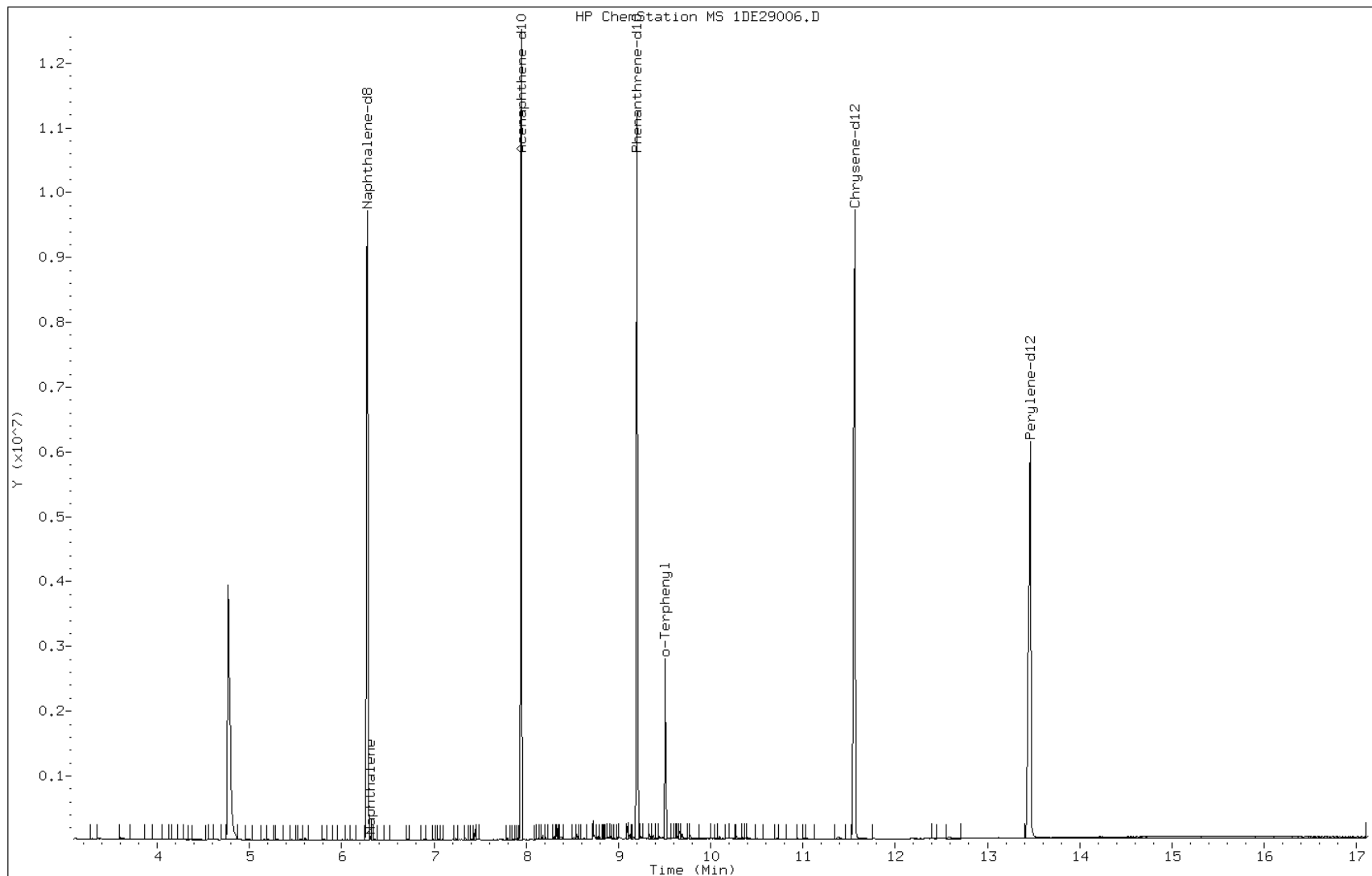
Date: 29-MAY-2013 15:37

Client ID:

Instrument: BSMSD.i

Sample Info: MB 660-137790/1-A

Operator: SCC





Data File: 1DE29006.D

Date: 29-MAY-2013 15:37

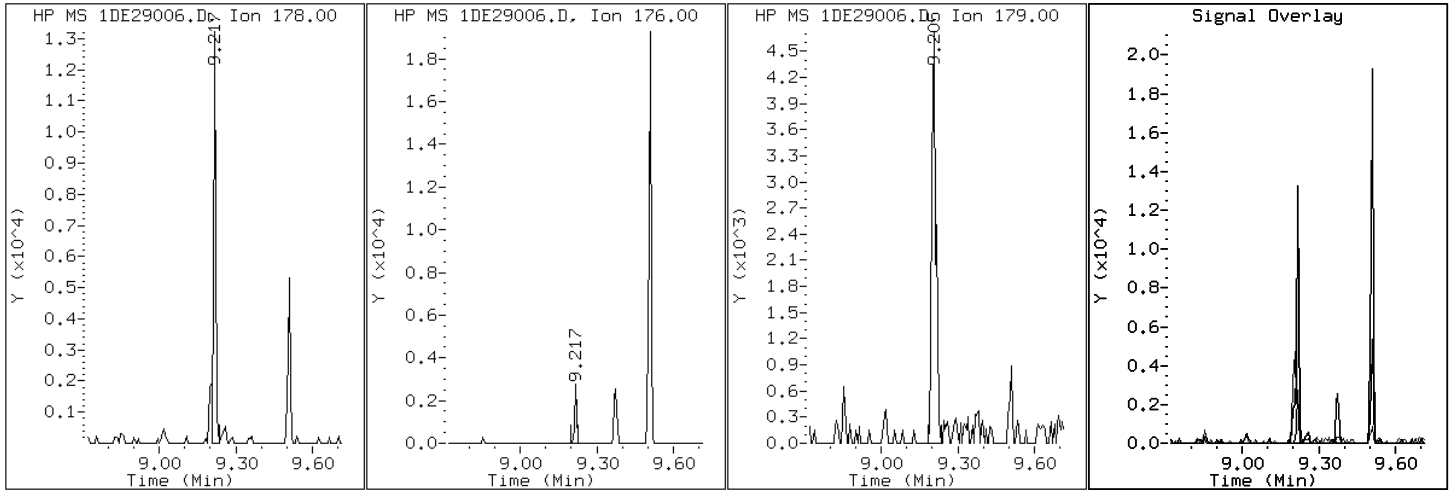
Client ID:

Instrument: BSMSD.i

Sample Info: MB 660-137790/1-A

Operator: SCC

12 Phenanthrene

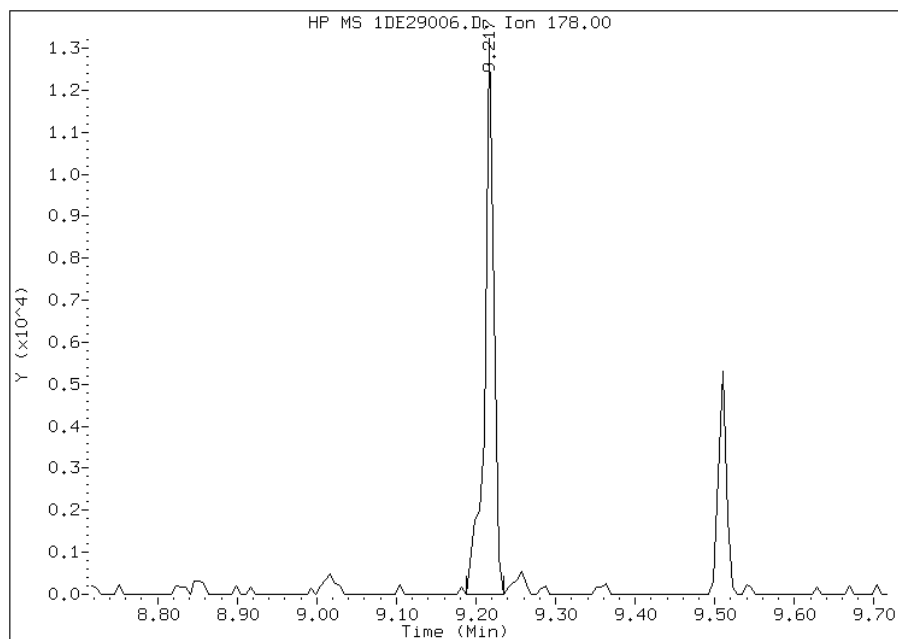


# Manual Integration Report

Data File: 1DE29006.D  
Inj. Date and Time: 29-MAY-2013 15:37  
Instrument ID: BSMSD.i  
Client ID:  
Compound: 12 Phenanthrene  
CAS #: 85-01-8  
Report Date: 05/30/2013

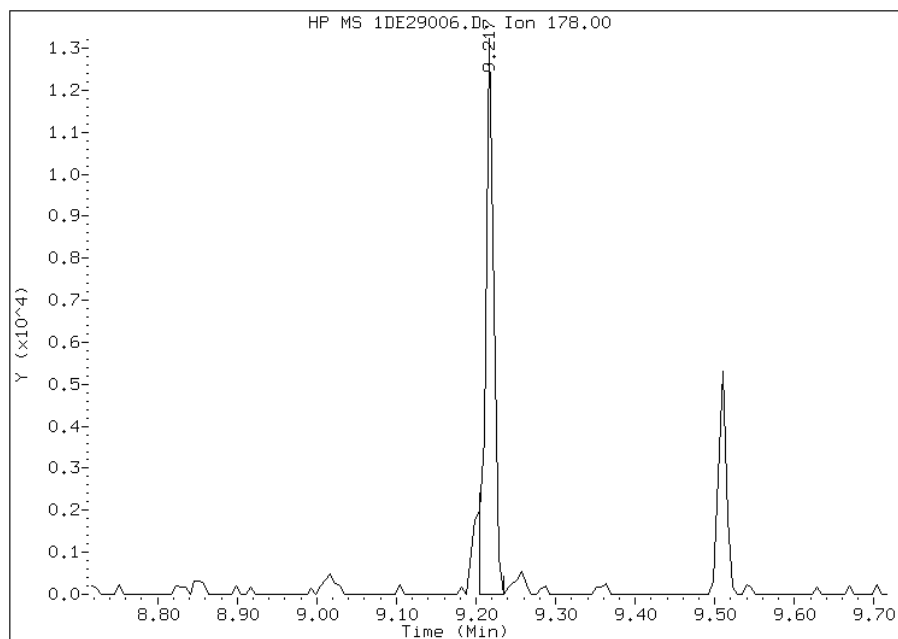
## Processing Integration Results

RT: 9.22  
Response: 10289  
Amount: 0  
Conc: 6



## Manual Integration Results

RT: 9.22  
Response: 9394  
Amount: 0  
Conc: 6



Manually Integrated By: cantins  
Modification Date: 29-May-2013 15:57  
Manual Integration Reason: Baseline Event

FORM I  
GC/MS SEMI VOA ORGANICS ANALYSIS DATA SHEET

Lab Name: TestAmerica Tampa Job No.: 680-90622-1  
 SDG No.: 68090622-1  
 Client Sample ID: \_\_\_\_\_ Lab Sample ID: MB 660-137838/1-A  
 Matrix: Water Lab File ID: 1AE30014.D  
 Analysis Method: 8270C LL Date Collected: \_\_\_\_\_  
 Extract. Method: 3520C Date Extracted: 05/28/2013 13:46  
 Sample wt/vol: 1000 (mL) Date Analyzed: 05/30/2013 17:12  
 Con. Extract Vol.: 1 (mL) Dilution Factor: 1  
 Injection Volume: 1 (uL) Level: (low/med) Low  
 % Moisture: \_\_\_\_\_ GPC Cleanup: (Y/N) N  
 Analysis Batch No.: 137917 Units: ug/L

CAS NO.	COMPOUND NAME	RESULT	Q	RL	MDL
83-32-9	Acenaphthene	2.0	U	2.0	0.50
208-96-8	Acenaphthylene	1.0	U	1.0	0.25
120-12-7	Anthracene	0.20	U	0.20	0.076
56-55-3	Benzo[a]anthracene	0.20	U	0.20	0.050
50-32-8	Benzo[a]pyrene	0.20	U	0.20	0.057
205-99-2	Benzo[b]fluoranthene	0.20	U	0.20	0.050
191-24-2	Benzo[g,h,i]perylene	0.50	U	0.50	0.10
207-08-9	Benzo[k]fluoranthene	0.20	U	0.20	0.057
218-01-9	Chrysene	0.20	U	0.20	0.069
53-70-3	Dibenz(a,h)anthracene	0.20	U	0.20	0.050
206-44-0	Fluoranthene	0.50	U	0.50	0.054
86-73-7	Fluorene	2.0	U	2.0	0.50
193-39-5	Indeno[1,2,3-cd]pyrene	0.20	U	0.20	0.050
90-12-0	1-Methylnaphthalene	2.0	U	2.0	0.50
91-57-6	2-Methylnaphthalene	2.0	U	2.0	0.50
91-20-3	Naphthalene	2.0	U	2.0	0.25
85-01-8	Phenanthrene	0.50	U	0.50	0.20
129-00-0	Pyrene	0.50	U	0.50	0.089

CAS NO.	SURROGATE	%REC	Q	LIMITS
84-15-1	o-Terphenyl	86		30-130

TestAmerica Laboratories

Semivolatile 8270C low level PAH

Data file : \\tam-chemsvr\chem\SM\BSMA5973.i\1A053013.b\1AE30014.D  
 Lab Smp Id: mb 660-137838/1-a  
 Inj Date : 30-MAY-2013 17:12  
 Operator : TP Inst ID: BSMA5973.i  
 Smp Info : mb 660-137838/1-a  
 Misc Info :  
 Comment :  
 Method : \\tam-chemsvr\chem\SM\BSMA5973.i\1A053013.b\a-bFASTPAHi-m.m  
 Meth Date : 31-May-2013 13:51 perrint Quant Type: ISTD  
 Cal Date : 30-MAY-2013 16:38 Cal File: 1AE30012.D  
 Als bottle: 11  
 Dil Factor: 1.00000  
 Integrator: HP RTE Compound Sublist: pah.sub  
 Target Version: 4.14  
 Processing Host: TAM-VM7N

Concentration Formula: Amt \* DF \* 1/Vi \* Vt/Vo \* A \* B \* C \* D \* CpndVariable

Name	Value	Description
DF	1.000	Dilution Factor
Vi	1.000	Injection Volume
Vt	1.000	Final Volume
Vo	1000.000	Sample Volume
A	1000.000	uL to mL conversion
B	1000.000	mL to L conversion
C	0.00100	ng to ug conversion
D	1.000	ug to mg conversion(value = 1= if no con
Cpnd Variable		Local Compound Variable

Compounds	QUANT SIG				CONCENTRATIONS		
	MASS	RT	EXP RT	REL RT	RESPONSE	ON-COLUMN (ug/ml)	FINAL (ug/l)
* 1 Naphthalene-d8	136	2.495	2.493	(1.000)	600730	40.0000	
* 7 Acenaphthene-d10	164	3.521	3.524	(1.000)	360021	40.0000	
* 11 Phenanthrene-d10	188	4.461	4.465	(1.000)	549645	40.0000	
\$ 15 o-Terphenyl	230	4.755	4.758	(1.066)	64545	8.60336	8.6033
* 19 Chrysene-d12	240	6.464	6.473	(1.000)	436971	40.0000	
* 24 Perylene-d12	264	7.549	7.552	(1.000)	395641	40.0000	

Data File: 1AE30014.D

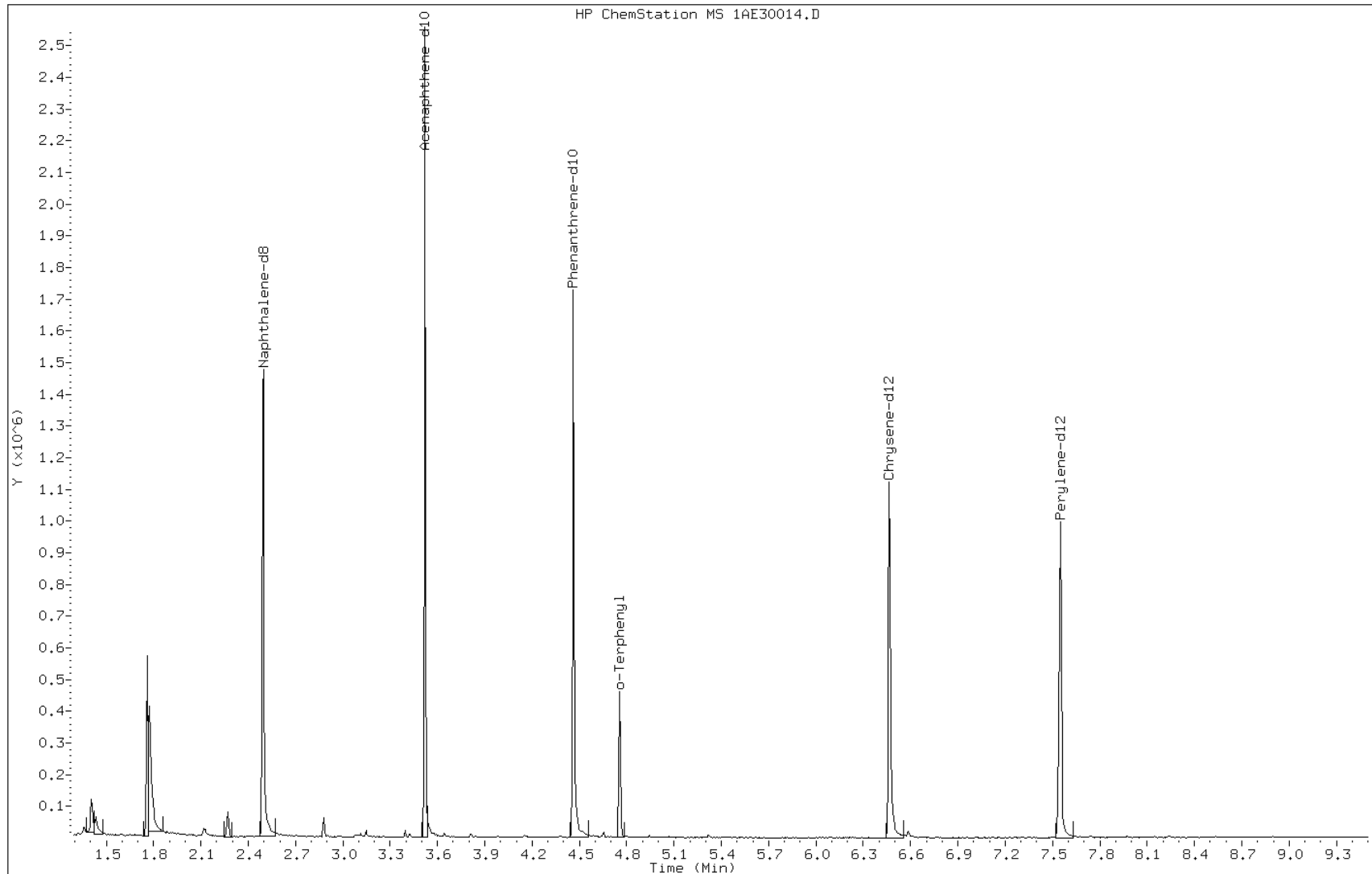
Date: 30-MAY-2013 17:12

Client ID:

Instrument: BSMA5973.i

Sample Info: mb 660-137838/1-a

Operator: TP



FORM I  
GC/MS SEMI VOA ORGANICS ANALYSIS DATA SHEET

Lab Name: TestAmerica Tampa Job No.: 680-90622-1  
 SDG No.: 68090622-1  
 Client Sample ID: \_\_\_\_\_ Lab Sample ID: MB 660-137913/1-A  
 Matrix: Solid Lab File ID: 1DF03007.D  
 Analysis Method: 8270C LL Date Collected: \_\_\_\_\_  
 Extract. Method: 3546 Date Extracted: 05/30/2013 11:37  
 Sample wt/vol: 15.01(g) Date Analyzed: 06/03/2013 14:40  
 Con. Extract Vol.: 1(mL) Dilution Factor: 1  
 Injection Volume: 1(uL) Level: (low/med) Low  
 % Moisture: \_\_\_\_\_ GPC Cleanup: (Y/N) N  
 Analysis Batch No.: 138011 Units: ug/Kg

CAS NO.	COMPOUND NAME	RESULT	Q	RL	MDL
83-32-9	Acenaphthene	100	U	100	20
208-96-8	Acenaphthylene	40	U	40	5.0
120-12-7	Anthracene	8.4	U	8.4	4.2
56-55-3	Benzo[a]anthracene	8.0	U	8.0	3.9
50-32-8	Benzo[a]pyrene	10	U	10	5.2
205-99-2	Benzo[b]fluoranthene	12	U	12	6.1
191-24-2	Benzo[g,h,i]perylene	20	U	20	4.4
207-08-9	Benzo[k]fluoranthene	8.0	U	8.0	3.6
218-01-9	Chrysene	9.0	U	9.0	4.5
53-70-3	Dibenz(a,h)anthracene	20	U	20	4.1
206-44-0	Fluoranthene	20	U	20	4.0
86-73-7	Fluorene	20	U	20	4.1
193-39-5	Indeno[1,2,3-cd]pyrene	20	U	20	7.1
90-12-0	1-Methylnaphthalene	40	U	40	4.4
91-57-6	2-Methylnaphthalene	40	U	40	7.1
91-20-3	Naphthalene	40	U	40	4.4
85-01-8	Phenanthrene	8.0	U	8.0	3.9
129-00-0	Pyrene	20	U	20	3.7

CAS NO.	SURROGATE	%REC	Q	LIMITS
84-15-1	o-Terphenyl	73		30-130

TestAmerica Laboratories

Semivolatiles 8270 low level PAH

Data file : \\tam-chemsvr\chem\SM\BSMSD.i\1D060313.b\1DF03007.D  
 Lab Smp Id: mb 660-137913/1-a  
 Inj Date : 03-JUN-2013 14:40  
 Operator : SCC Inst ID: BSMSD.i  
 Smp Info : mb 660-137913/1-a  
 Misc Info :  
 Comment :  
 Method : \\tam-chemsvr\chem\SM\BSMSD.i\1D060313.b\dfASTPAHi.m  
 Meth Date : 03-Jun-2013 11:25 cantins Quant Type: ISTD  
 Cal Date : 23-MAY-2013 15:19 Cal File: 1DE23009.D  
 Als bottle: 7 QC Sample: BLANK  
 Dil Factor: 1.00000  
 Integrator: HP RTE Compound Sublist: pah.sub  
 Target Version: 4.14  
 Processing Host: TAM1000

Concentration Formula:

$$\text{Amt} * \text{DF} * 1/\text{Vi} * \text{Vt}/\text{Ws} * 100/(100 - \text{M}) * \text{A} * \text{B} * \text{C} * \text{D} * \text{GPC} * \text{CpndVariable}$$

Name	Value	Description
DF	1.000	Dilution Factor
Vi	1.000	Injection Volume
Vt	1.000	Final Volume
Ws	15.010	Weight Extracted
M	0.00000	% Moisture
A	1000.000	uL to mL conversion
B	1000.000	g to kg conversion
C	0.00100	ng to ug conversion
D	1.000	ug to mg conversion(value = 1 if no conv)
GPC	1.000	GPC FACTOR
Cpnd Variable		Local Compound Variable

Compounds	QUANT	SIG	CONCENTRATIONS				
			ON-COLUMN	FINAL	ON-COLUMN	FINAL	
	MASS	RT	EXP RT	REL RT	RESPONSE	( ug/l)	(ug/Kg)
* 1 Naphthalene-d8	136	6.277	6.278	(1.000)	4067716	40.0000	
* 7 Acenaphthene-d10	164	7.946	7.946	(1.000)	2286295	40.0000	
* 11 Phenanthrene-d10	188	9.203	9.204	(1.000)	3584943	40.0000	
\$ 15 o-Terphenyl	230	9.514	9.509	(1.034)	384739	7.32552	490
* 19 Chrysene-d12	240	11.565	11.566	(1.000)	3352727	40.0000	
* 24 Perylene-d12	264	13.474	13.469	(1.000)	3366352	40.0000	
12 Phenanthrene	178	9.221	9.221	(1.002)	4967	0.05116	3.4

Data File: 1DF03007.D

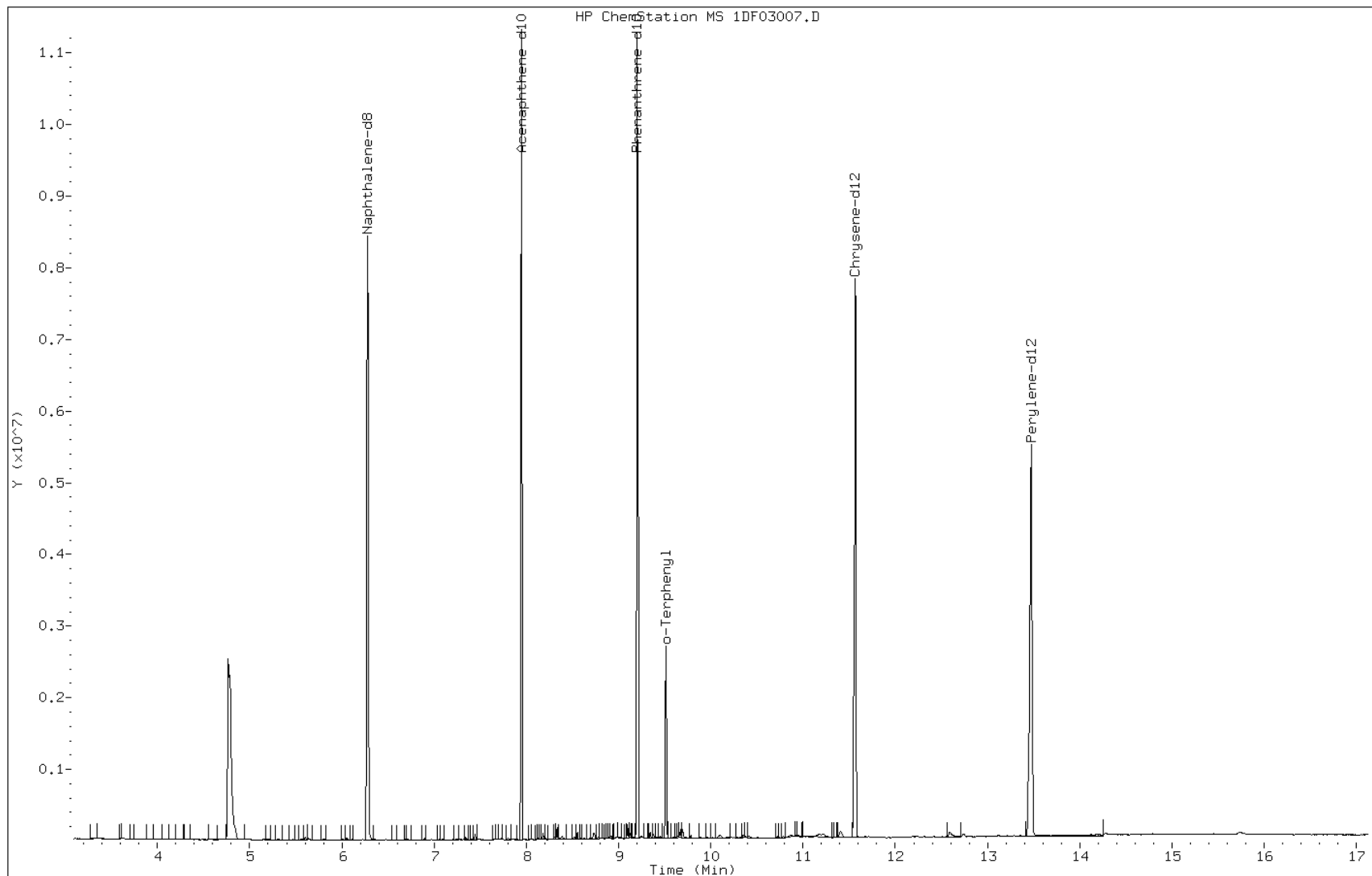
Date: 03-JUN-2013 14:40

Client ID:

Instrument: BSMSD.i

Sample Info: mb 660-137913/1-a

Operator: SCC





FORM I  
GC/MS SEMI VOA ORGANICS ANALYSIS DATA SHEET

Lab Name: TestAmerica Tampa Job No.: 680-90622-1  
 SDG No.: 68090622-1  
 Client Sample ID: \_\_\_\_\_ Lab Sample ID: LCS 660-137755/2-A  
 Matrix: Solid Lab File ID: 1CE29012.D  
 Analysis Method: 8270C LL Date Collected: \_\_\_\_\_  
 Extract. Method: 3546 Date Extracted: 05/24/2013 06:38  
 Sample wt/vol: 15.31(g) Date Analyzed: 05/29/2013 16:54  
 Con. Extract Vol.: 1(mL) Dilution Factor: 1  
 Injection Volume: 1(uL) Level: (low/med) Low  
 % Moisture: \_\_\_\_\_ GPC Cleanup: (Y/N) N  
 Analysis Batch No.: 137885 Units: ug/Kg

CAS NO.	COMPOUND NAME	RESULT	Q	RL	MDL
83-32-9	Acenaphthene	554		98	20
208-96-8	Acenaphthylene	526		39	4.9
120-12-7	Anthracene	515		8.2	4.1
56-55-3	Benzo[a]anthracene	531		7.8	3.8
50-32-8	Benzo[a]pyrene	483		10	5.1
205-99-2	Benzo[b]fluoranthene	556		12	6.0
191-24-2	Benzo[g,h,i]perylene	562		20	4.3
207-08-9	Benzo[k]fluoranthene	506		7.8	3.5
218-01-9	Chrysene	535		8.8	4.4
53-70-3	Dibenz(a,h)anthracene	570		20	4.0
206-44-0	Fluoranthene	547		20	3.9
86-73-7	Fluorene	528		20	4.0
193-39-5	Indeno[1,2,3-cd]pyrene	485		20	7.0
90-12-0	1-Methylnaphthalene	466		39	4.3
91-57-6	2-Methylnaphthalene	476		39	7.0
91-20-3	Naphthalene	409		39	4.3
85-01-8	Phenanthrene	489		7.8	3.8
129-00-0	Pyrene	494		20	3.6

CAS NO.	SURROGATE	%REC	Q	LIMITS
84-15-1	o-Terphenyl	74		30-130

TestAmerica Laboratories

Semivolatiles 8270C low level PAH

Data file : \\tam-chemsvr\chem\SM\BSMC5973.i\1C052913.b\1CE29012.D  
 Lab Smp Id: lcs 660-137755/2-a  
 Inj Date : 29-MAY-2013 16:54  
 Operator : SCC  
 Smp Info : lcs 660-137755/2-a  
 Misc Info :  
 Comment :  
 Method : \\tam-chemsvr\chem\SM\BSMC5973.i\1C052913.b\1CE29012.D  
 Meth Date : 29-May-2013 15:04 cantins Quant Type: ISTD  
 Cal Date : 22-MAY-2013 18:05 Cal File: 1CE22020.D  
 Als bottle: 10 QC Sample: LCS  
 Dil Factor: 1.00000  
 Integrator: HP RTE Compound Sublist: pah.sub  
 Target Version: 4.14  
 Processing Host: TAM1000

Concentration Formula:

$$\text{Amt} * \text{DF} * 1/\text{Vi} * \text{Vt}/\text{Ws} * 100/(100 - \text{M}) * \text{A} * \text{B} * \text{C} * \text{D} * \text{GPC} * \text{CpndVariable}$$

Name	Value	Description
DF	1.000	Dilution Factor
Vi	1.000	Injection Volume
Vt	1.000	Final Volume
Ws	15.310	Weight Extracted
M	0.00000	% Moisture
A	1000.000	uL to mL conversion
B	1000.000	g to kg conversion
C	0.00100	ng to ug conversion
D	1.000	ug to mg conversion(value = 1 if no conv)
GPC	1.000	GPC FACTOR
Cpnd Variable		Local Compound Variable

Compounds	QUANT	SIG	MASS	RT	EXP RT	REL RT	RESPONSE	CONCENTRATIONS	
								ON-COLUMN	FINAL
								(ug/ml)	(ug/Kg)
* 1 Naphthalene-d8	136		4.051	4.051	(1.000)	2408139	40.0000		
* 6 Acenaphthene-d10	164		5.145	5.139	(1.000)	1685896	40.0000		
* 10 Phenanthrene-d10	188		6.115	6.110	(1.000)	3289918	40.0000		
\$ 14 o-Terphenyl	230		6.368	6.362	(1.041)	378795	7.39133	482.7780	
* 18 Chrysene-d12	240		8.086	8.086	(1.000)	4202582	40.0000		
* 23 Perylene-d12	264		9.439	9.433	(1.000)	4408700	40.0000		
2 Naphthalene	128		4.063	4.063	(1.003)	425695	6.26414	409.1538	
3 2-Methylnaphthalene	142		4.492	4.492	(1.109)	274700	7.28765	476.0058	
4 1-Methylnaphthalene	142		4.551	4.551	(1.123)	264445	7.13061	465.7487	
5 Acenaphthylene	152		5.057	5.051	(0.983)	520677	8.05628	526.2103	
7 Acenaphthene	154		5.162	5.163	(1.003)	343982	8.48725	554.3599	
9 Fluorene	166		5.492	5.486	(1.067)	417648	8.07616	527.5087	
11 Phenanthrene	178		6.133	6.127	(1.003)	727710	7.48688	489.0188	
12 Anthracene	178		6.162	6.163	(1.008)	710590	7.89124	515.4306	

Compounds	QUANT SIG	RT	EXP RT	REL RT	RESPONSE	CONCENTRATIONS	
						ON-COLUMN (ug/ml)	FINAL (ug/Kg)
-----	----	----	-----	-----	-----	-----	-----
13 Carbazole	167	6.268	6.263	(1.025)	664493	8.01581	523.5667
15 Fluoranthene	202	6.980	6.980	(1.141)	831793	8.37238	546.8567
16 Pyrene	202	7.156	7.151	(0.885)	857904	7.55977	493.7799
17 Benzo(a)anthracene	228	8.080	8.080	(0.999)	941854	8.12756	530.8658
19 Chrysene	228	8.109	8.109	(1.003)	956413	8.19729	535.4204
20 Benzo(b)fluoranthene	252	9.027	9.027	(0.956)	921235	8.50479	555.5056
21 Benzo(k)fluoranthene	252	9.050	9.051	(0.959)	936991	7.74492	505.8732
22 Benzo(a)pyrene	252	9.368	9.368	(0.993)	808692	7.40093	483.4052
24 Indeno(1,2,3-cd)pyrene	276	10.827	10.827	(1.147)	856587	7.42299	484.8461(M)
25 Dibenzo(a,h)anthracene	278	10.844	10.850	(1.149)	821108	8.72596	569.9515
26 Benzo(g,h,i)perylene	276	11.250	11.256	(1.192)	880924	8.60101	561.7905

QC Flag Legend

M - Compound response manually integrated.

Data File: 1CE29012.D

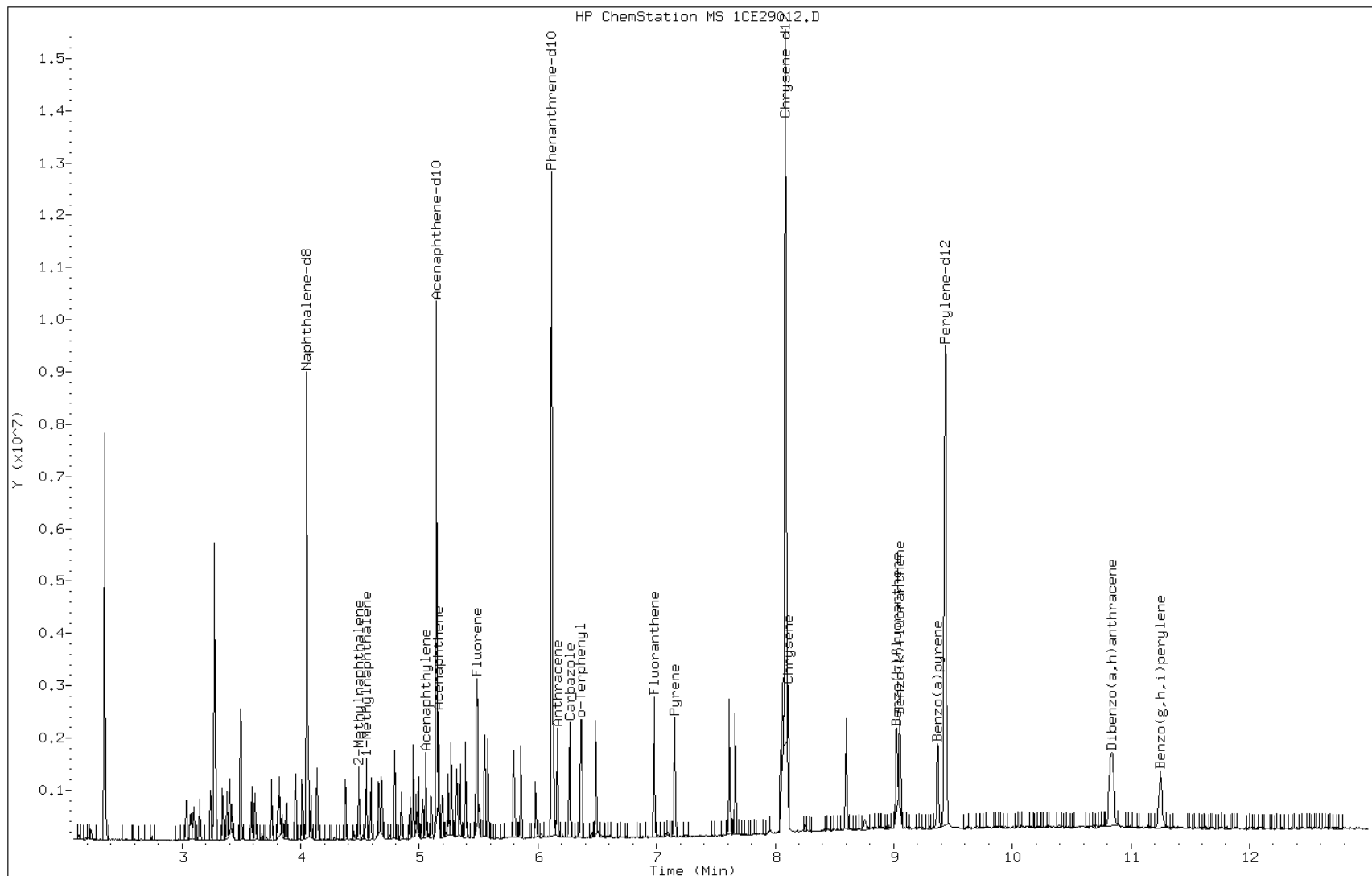
Date: 29-MAY-2013 16:54

Client ID:

Instrument: BSMC5973.i

Sample Info: lcs 660-137755/2-a

Operator: SCC

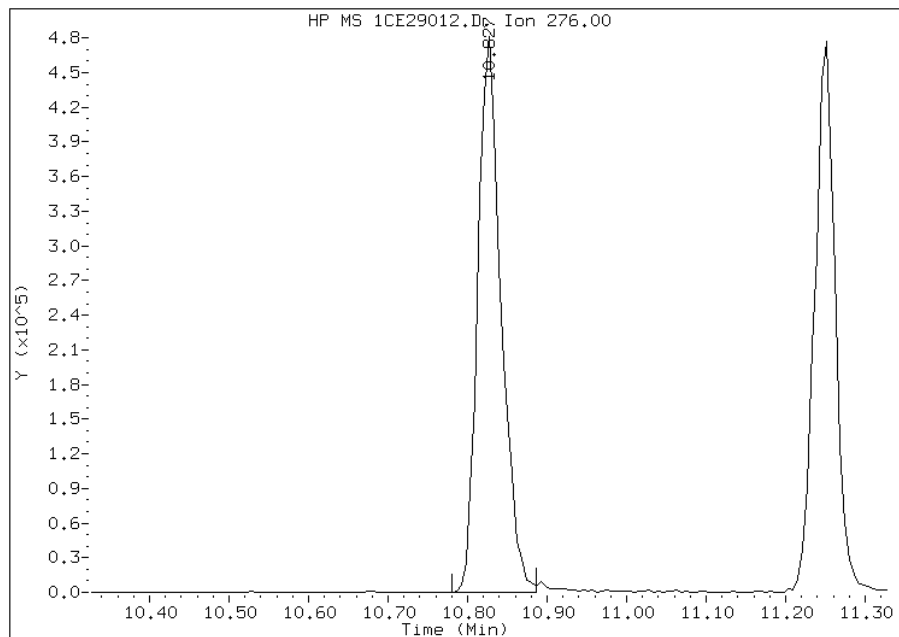


Manual Integration Report

Data File: 1CE29012.D  
Inj. Date and Time: 29-MAY-2013 16:54  
Instrument ID: BSMC5973.i  
Client ID:  
Compound: 24 Indeno(1,2,3-cd)pyrene  
CAS #: 193-39-5  
Report Date: 05/30/2013

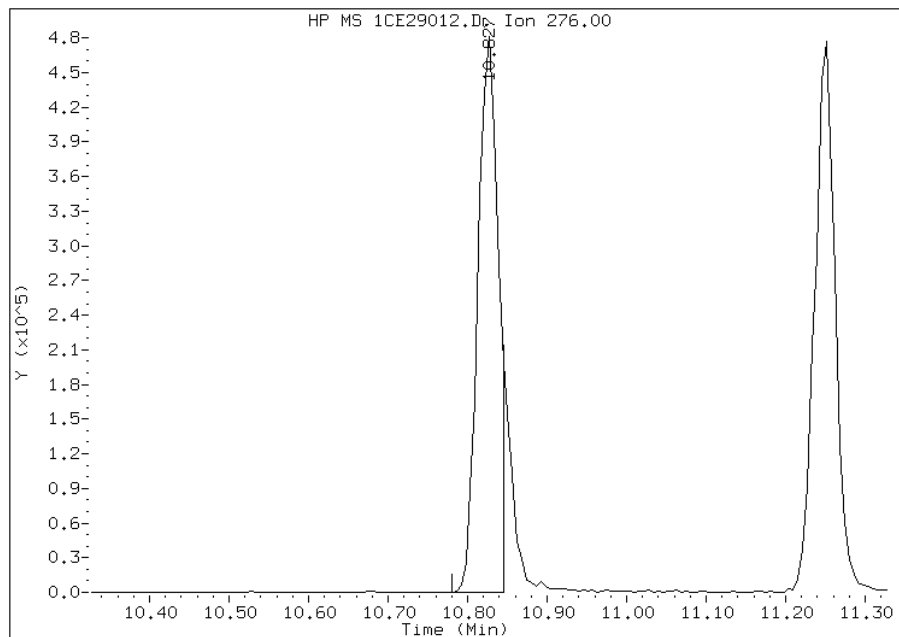
Processing Integration Results

RT: 10.83  
Response: 976555  
Amount: 8  
Conc: 551



Manual Integration Results

RT: 10.83  
Response: 856587  
Amount: 7  
Conc: 485



Manually Integrated By: cantins  
Modification Date: 30-May-2013 10:53  
Manual Integration Reason: Split Peak

FORM I  
GC/MS SEMI VOA ORGANICS ANALYSIS DATA SHEET

Lab Name: TestAmerica Tampa Job No.: 680-90622-1  
 SDG No.: 68090622-1  
 Client Sample ID: \_\_\_\_\_ Lab Sample ID: LCS 660-137790/2-A  
 Matrix: Solid Lab File ID: 1DE29007.D  
 Analysis Method: 8270C LL Date Collected: \_\_\_\_\_  
 Extract. Method: 3546 Date Extracted: 05/24/2013 12:33  
 Sample wt/vol: 14.96(g) Date Analyzed: 05/29/2013 16:39  
 Con. Extract Vol.: 1(mL) Dilution Factor: 1  
 Injection Volume: 1(uL) Level: (low/med) Low  
 % Moisture: \_\_\_\_\_ GPC Cleanup: (Y/N) N  
 Analysis Batch No.: 137911 Units: ug/Kg

CAS NO.	COMPOUND NAME	RESULT	Q	RL	MDL
83-32-9	Acenaphthene	508		100	20
208-96-8	Acenaphthylene	549		40	5.0
120-12-7	Anthracene	565		8.4	4.2
56-55-3	Benzo[a]anthracene	526		8.0	3.9
50-32-8	Benzo[a]pyrene	487		10	5.2
205-99-2	Benzo[b]fluoranthene	536		12	6.1
191-24-2	Benzo[g,h,i]perylene	545		20	4.4
207-08-9	Benzo[k]fluoranthene	558		8.0	3.6
218-01-9	Chrysene	546		9.0	4.5
53-70-3	Dibenz(a,h)anthracene	503		20	4.1
206-44-0	Fluoranthene	563		20	4.0
86-73-7	Fluorene	555		20	4.1
193-39-5	Indeno[1,2,3-cd]pyrene	470		20	7.1
90-12-0	1-Methylnaphthalene	493		40	4.4
91-57-6	2-Methylnaphthalene	528		40	7.1
91-20-3	Naphthalene	510		40	4.4
85-01-8	Phenanthrene	544		8.0	3.9
129-00-0	Pyrene	562		20	3.7

CAS NO.	SURROGATE	%REC	Q	LIMITS
84-15-1	o-Terphenyl	76		30-130

TestAmerica Laboratories

Semivolatile 8270 low level PAH

Data file : \\tam-chemsvr\chem\SM\BSMSD.i\1D052913.b\1DE29007.D  
 Lab Smp Id: LCS 660-137790/2-A  
 Inj Date : 29-MAY-2013 16:39  
 Operator : SCC Inst ID: BSMSD.i  
 Smp Info : LCS 660-137790/2-A  
 Misc Info :  
 Comment :  
 Method : \\tam-chemsvr\chem\SM\BSMSD.i\1D052913.b\dFASTPAHi.m  
 Meth Date : 29-May-2013 17:42 cantins Quant Type: ISTD  
 Cal Date : 23-MAY-2013 15:19 Cal File: 1DE23009.D  
 Als bottle: 7 QC Sample: LCS  
 Dil Factor: 1.00000  
 Integrator: HP RTE Compound Sublist: pah.sub  
 Target Version: 4.14

Concentration Formula:

$$\text{Amt} * \text{DF} * 1/\text{Vi} * \text{Vt}/\text{Ws} * 100/(100 - \text{M}) * \text{A} * \text{B} * \text{C} * \text{D} * \text{GPC} * \text{CpndVariable}$$

Name	Value	Description
DF	1.000	Dilution Factor
Vi	1.000	Injection Volume
Vt	1.000	Final Volume
Ws	14.960	Weight Extracted
M	0.00000	% Moisture
A	1000.000	uL to mL conversion
B	1000.000	g to kg conversion
C	0.00100	ng to ug conversion
D	1.000	ug to mg conversion(value = 1 if no conv
GPC	1.000	GPC FACTOR
Cpnd Variable		Local Compound Variable

Compounds	QUANT	SIG	MASS	RT	EXP RT	REL RT	RESPONSE	CONCENTRATIONS	
								ON-COLUMN ( ug/l)	FINAL (ug/Kg)
* 1 Naphthalene-d8	136		6.278	6.277	(1.000)	3964298	40.0000		
* 7 Acenaphthene-d10	164		7.946	7.945	(1.000)	2308263	40.0000		
* 11 Phenanthrene-d10	188		9.204	9.197	(1.000)	3802832	40.0000		
\$ 15 o-Terphenyl	230		9.515	9.508	(1.034)	422965	7.59192	510	
* 19 Chrysene-d12	240		11.566	11.559	(1.000)	3638206	40.0000		
* 24 Perylene-d12	264		13.469	13.456	(1.000)	3726255	40.0000		
2 Naphthalene	128		6.301	6.294	(1.004)	746143	7.63227	510	
3 2-Methylnaphthalene	142		6.994	6.993	(1.114)	491528	7.89650	530	
4 1-Methylnaphthalene	142		7.088	7.087	(1.129)	473021	7.38148	490	
5 1,1'-Biphenyl	154		7.435	7.428	(0.936)	935	0.01199	0.80(aR)	
6 Acenaphthylene	152		7.817	7.816	(0.984)	785476	8.20735	550	
8 Acenaphthene	154		7.976	7.969	(1.004)	461835	7.60700	510	
9 Dibenzofuran	168		8.123	8.116	(1.022)	677714	8.09572	540	
10 Fluorene	166		8.416	8.409	(1.059)	570854	8.31022	560	
12 Phenanthrene	178		9.221	9.214	(1.002)	838481	8.14113	540	

Compounds	QUANT SIG	RT	EXP RT	REL RT	RESPONSE	CONCENTRATIONS	
						ON-COLUMN ( ug/l)	FINAL (ug/Kg)
13 Anthracene	178	9.262	9.255	(1.006)	844383	8.44959	560
16 Fluoranthene	202	10.202	10.195	(1.109)	887135	8.41957	560
17 Pyrene	202	10.390	10.383	(0.898)	895142	8.40367	560
18 Benzo(a)anthracene	228	11.542	11.541	(0.998)	850075	7.87295	530
20 Chrysene	228	11.589	11.582	(1.002)	793796	8.16423	540
21 Benzo(b)fluoranthene	252	12.899	12.898	(0.958)	748388	8.01692	540
22 Benzo(k)fluoranthene	252	12.940	12.939	(0.961)	815381	8.34089	560
23 Benzo(a)pyrene	252	13.363	13.362	(0.992)	664630	7.29011	490
25 Indeno(1,2,3-cd)pyrene	276	15.103	15.101	(1.121)	667089	7.03548	470
26 Dibenzo(a,h)anthracene	278	15.144	15.143	(1.124)	663953	7.52734	500
27 Benzo(g,h,i)perylene	276	15.578	15.577	(1.157)	689434	8.14839	540

QC Flag Legend

- a - Target compound detected but, quantitated amount  
Below Limit Of Quantitation(BLOQ).
- R - Spike/Surrogate failed recovery limits.



Data File: 1DE29007.D

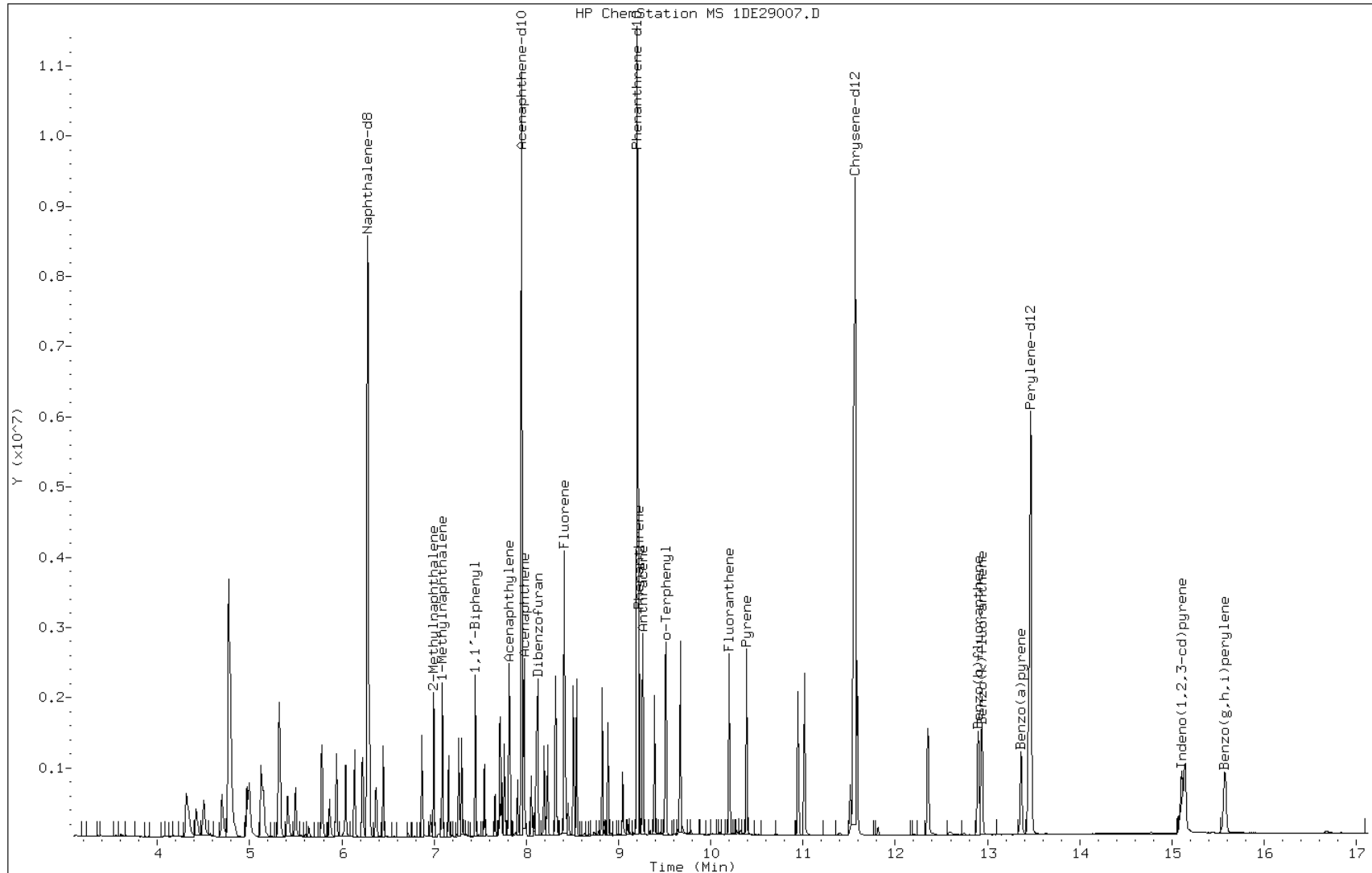
Date: 29-MAY-2013 16:39

Client ID:

Instrument: BSMDS.i

Sample Info: LCS 660-137790/2-A

Operator: SCC



FORM I  
GC/MS SEMI VOA ORGANICS ANALYSIS DATA SHEET

Lab Name: TestAmerica Tampa Job No.: 680-90622-1  
 SDG No.: 68090622-1  
 Client Sample ID: \_\_\_\_\_ Lab Sample ID: LCS 660-137838/2-A  
 Matrix: Water Lab File ID: 1AE30015.D  
 Analysis Method: 8270C LL Date Collected: \_\_\_\_\_  
 Extract. Method: 3520C Date Extracted: 05/28/2013 13:46  
 Sample wt/vol: 1000(mL) Date Analyzed: 05/30/2013 17:27  
 Con. Extract Vol.: 1(mL) Dilution Factor: 1  
 Injection Volume: 1(uL) Level: (low/med) Low  
 % Moisture: \_\_\_\_\_ GPC Cleanup: (Y/N) N  
 Analysis Batch No.: 137917 Units: ug/L

CAS NO.	COMPOUND NAME	RESULT	Q	RL	MDL
83-32-9	Acenaphthene	6.41		2.0	0.50
208-96-8	Acenaphthylene	5.93		1.0	0.25
120-12-7	Anthracene	7.38		0.20	0.076
56-55-3	Benzo[a]anthracene	7.13		0.20	0.050
50-32-8	Benzo[a]pyrene	4.96		0.20	0.057
205-99-2	Benzo[b]fluoranthene	6.33		0.20	0.050
191-24-2	Benzo[g,h,i]perylene	5.14		0.50	0.10
207-08-9	Benzo[k]fluoranthene	5.42		0.20	0.057
218-01-9	Chrysene	6.39		0.20	0.069
53-70-3	Dibenz(a,h)anthracene	4.66		0.20	0.050
206-44-0	Fluoranthene	6.99		0.50	0.054
86-73-7	Fluorene	6.68		2.0	0.50
193-39-5	Indeno[1,2,3-cd]pyrene	5.48		0.20	0.050
90-12-0	1-Methylnaphthalene	5.76		2.0	0.50
91-57-6	2-Methylnaphthalene	7.06		2.0	0.50
91-20-3	Naphthalene	7.11		2.0	0.25
85-01-8	Phenanthrene	7.55		0.50	0.20
129-00-0	Pyrene	7.77		0.50	0.089

CAS NO.	SURROGATE	%REC	Q	LIMITS
84-15-1	o-Terphenyl	64		30-130

TestAmerica Laboratories

Semivolatiles 8270C low level PAH

Data file : \\tam-chemsvr\chem\SM\BSMA5973.i\1A053013.b\1AE30015.D  
 Lab Smp Id: lcs 660-137838/2-a  
 Inj Date : 30-MAY-2013 17:27  
 Operator : TP Inst ID: BSMA5973.i  
 Smp Info : lcs 660-137838/2-a  
 Misc Info :  
 Comment :  
 Method : \\tam-chemsvr\chem\SM\BSMA5973.i\1A053013.b\a-bFASTPAHi-m.m  
 Meth Date : 03-Jun-2013 10:33 cantins Quant Type: ISTD  
 Cal Date : 30-MAY-2013 16:38 Cal File: 1AE30012.D  
 Als bottle: 12 QC Sample: LCS  
 Dil Factor: 1.00000  
 Integrator: HP RTE Compound Sublist: pah.sub  
 Target Version: 4.14

Concentration Formula: Amt \* DF \* 1/Vi \* Vt/Vo \* A \* B \* C \* D \* CpndVariable

Name	Value	Description
DF	1.000	Dilution Factor
Vi	1.000	Injection Volume
Vt	1.000	Final Volume
Vo	1000.000	Sample Volume
A	1000.000	uL to mL conversion
B	1000.000	mL to L conversion
C	0.00100	ng to ug conversion
D	1.000	ug to mg conversion(value = 1= if no con
Cpnd Variable		Local Compound Variable

Compounds	QUANT	SIG	MASS	RT	EXP RT	REL RT	RESPONSE	CONCENTRATIONS	
								ON-COLUMN (ug/ml)	FINAL (ug/l)
* 1 Naphthalene-d8	136		2.494	2.493	(1.000)	783083	40.0000		
* 7 Acenaphthene-d10	164		3.525	3.524	(1.000)	479494	40.0000		
* 11 Phenanthrene-d10	188		4.460	4.465	(1.000)	758497	40.0000		
\$ 15 o-Terphenyl	230		4.754	4.758	(1.066)	66272	6.40124	6.4012	
* 19 Chrysene-d12	240		6.469	6.473	(1.000)	581989	40.0000		
* 24 Perylene-d12	264		7.553	7.552	(1.000)	469486	40.0000		
2 Naphthalene	128		2.505	2.504	(1.004)	119977	7.11302	7.1130	
3 2-Methylnaphthalene	141		2.911	2.915	(1.167)	60829	7.06203	7.0620	
4 1-Methylnaphthalene	142		2.965	2.969	(1.188)	67935	5.75620	5.7562(M)	
6 Acenaphthylene	152		3.435	3.433	(0.974)	130699	5.93292	5.9329	
8 Acenaphthene	154		3.541	3.540	(1.005)	70866	6.40801	6.4080	
9 Dibenzofuran	168		3.643	3.647	(1.033)	112152	6.68532	6.6853	
10 Fluorene	166		3.851	3.850	(1.092)	83433	6.68432	6.6843	
12 Phenanthrene	178		4.476	4.481	(1.004)	122797	7.55400	7.5539	
13 Anthracene	178		4.508	4.513	(1.011)	132632	7.38330	7.3833(M)	
16 Fluoranthene	202		5.331	5.341	(1.195)	131617	6.99483	6.9948(M)	
17 Pyrene	202		5.497	5.501	(0.850)	130652	7.77124	7.7712	
18 Benzo(a)anthracene	228		6.464	6.468	(0.999)	111542	7.13428	7.1342	

Compounds	QUANT SIG		CONCENTRATIONS				
	MASS	RT	EXP RT	REL RT	RESPONSE	ON-COLUMN (ug/ml)	FINAL ( ug/l)
=====	=====	=====	=====	=====	=====	=====	=====
20 Chrysene	228	6.485	6.489	(1.002)	109299	6.38664	6.3866
21 Benzo(b)fluoranthene	252	7.276	7.280	(0.963)	70974	6.33490	6.3349
22 Benzo(k)fluoranthene	252	7.297	7.301	(0.966)	89287	5.41688	5.4168(M)
23 Benzo(a)pyrene	252	7.500	7.510	(0.993)	56768	4.95764	4.9576
25 Indeno(1,2,3-cd)pyrene	276	8.285	8.295	(1.097)	45211	5.47947	5.4794(M)
26 Dibenzo(a,h)anthracene	278	8.307	8.321	(1.100)	49726	4.65795	4.6579(M)
27 Benzo(g,h,i)perylene	276	8.488	8.503	(1.124)	52568	5.14172	5.1417(M)

QC Flag Legend

M - Compound response manually integrated.

Data File: 1AE30015.D

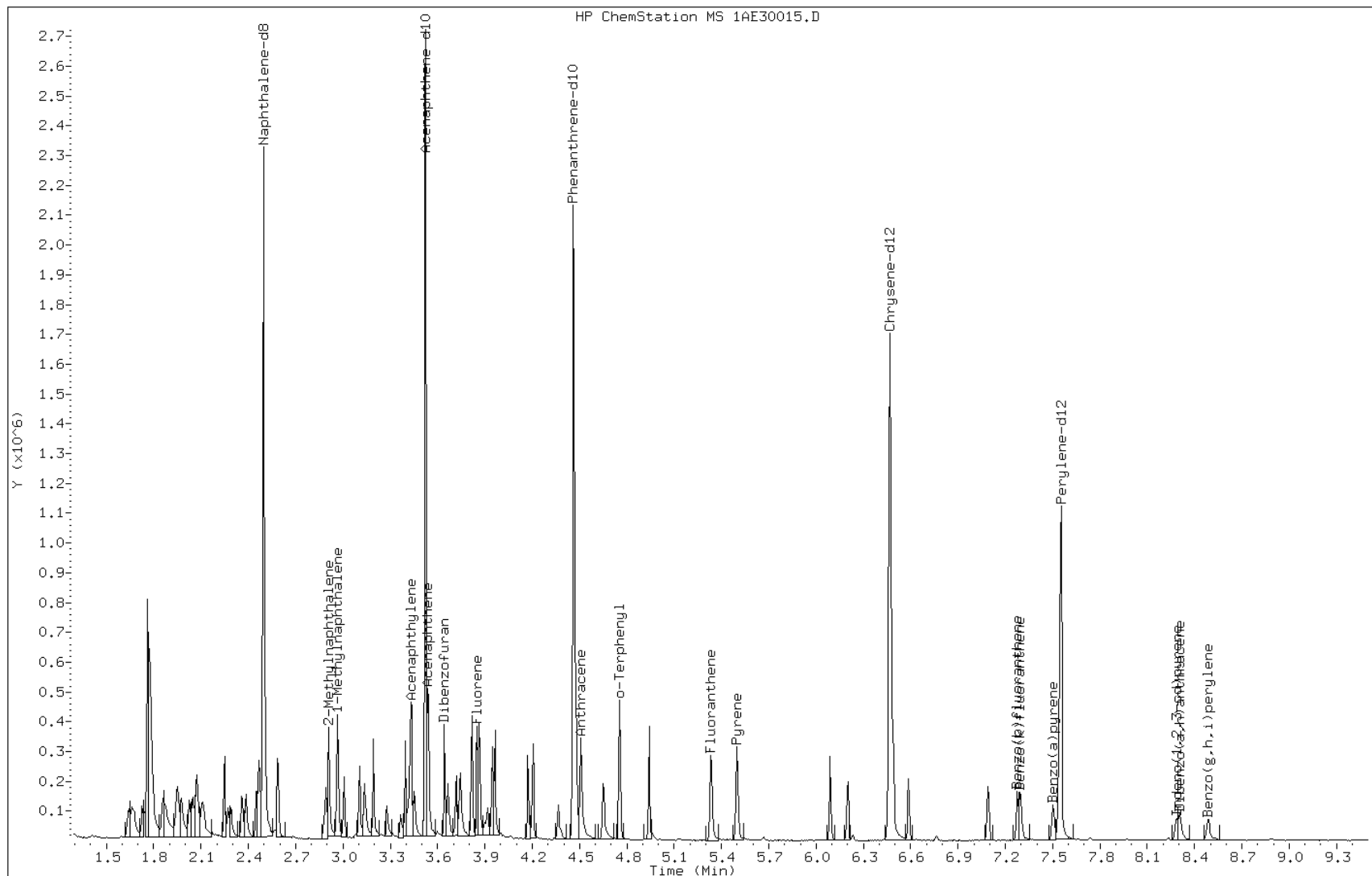
Date: 30-MAY-2013 17:27

Client ID:

Instrument: BSMA5973.i

Sample Info: lcs 660-137838/2-a

Operator: TP

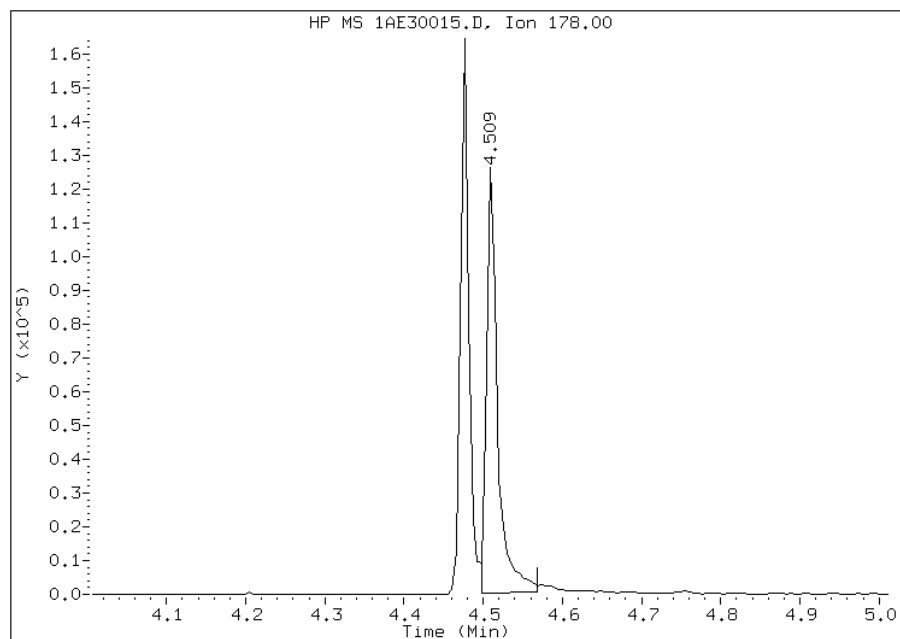


# Manual Integration Report

Data File: 1AE30015.D  
Inj. Date and Time: 30-MAY-2013 17:27  
Instrument ID: BSMA5973.i  
Client ID:  
Compound: 13 Anthracene  
CAS #: 120-12-7  
Report Date: 06/03/2013

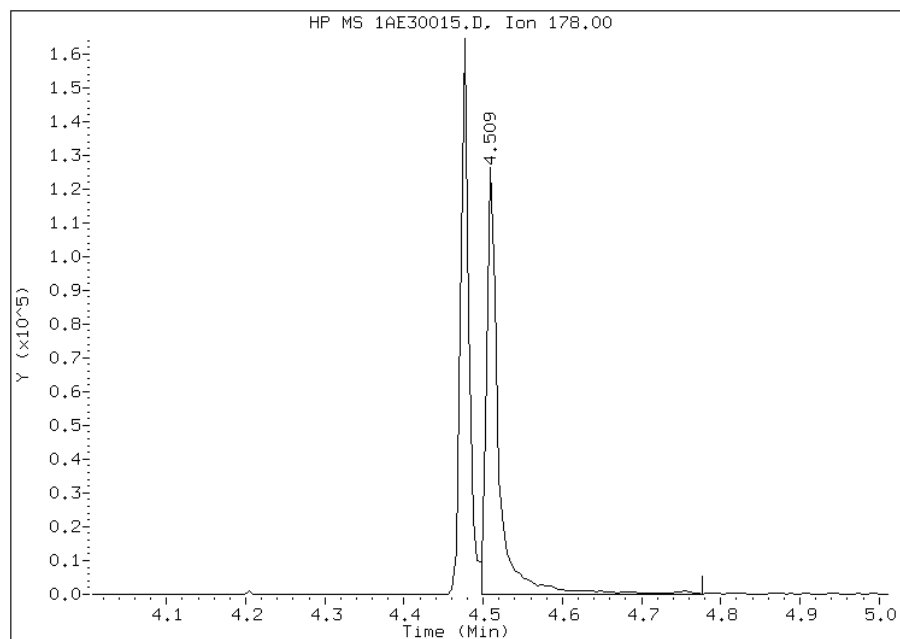
## Processing Integration Results

RT: 4.51  
Response: 118661  
Amount: 7  
Conc: 7



## Manual Integration Results

RT: 4.51  
Response: 132632  
Amount: 7  
Conc: 7



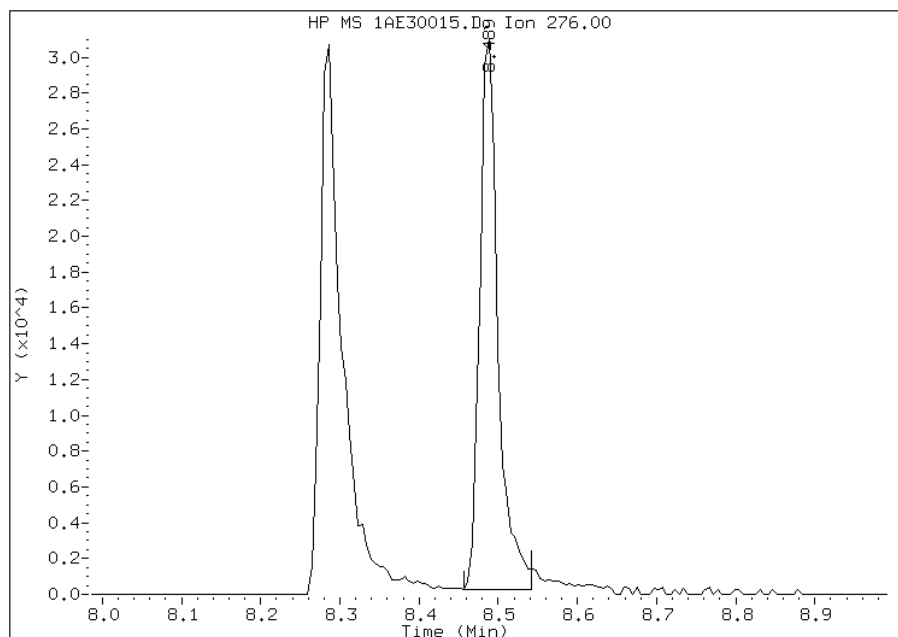
Manually Integrated By: cantins  
Modification Date: 03-Jun-2013 10:43  
Manual Integration Reason: Baseline Event

# Manual Integration Report

Data File: 1AE30015.D  
Inj. Date and Time: 30-MAY-2013 17:27  
Instrument ID: BSMA5973.i  
Client ID:  
Compound: 27 Benzo(g,h,i)perylene  
CAS #: 191-24-2  
Report Date: 06/03/2013

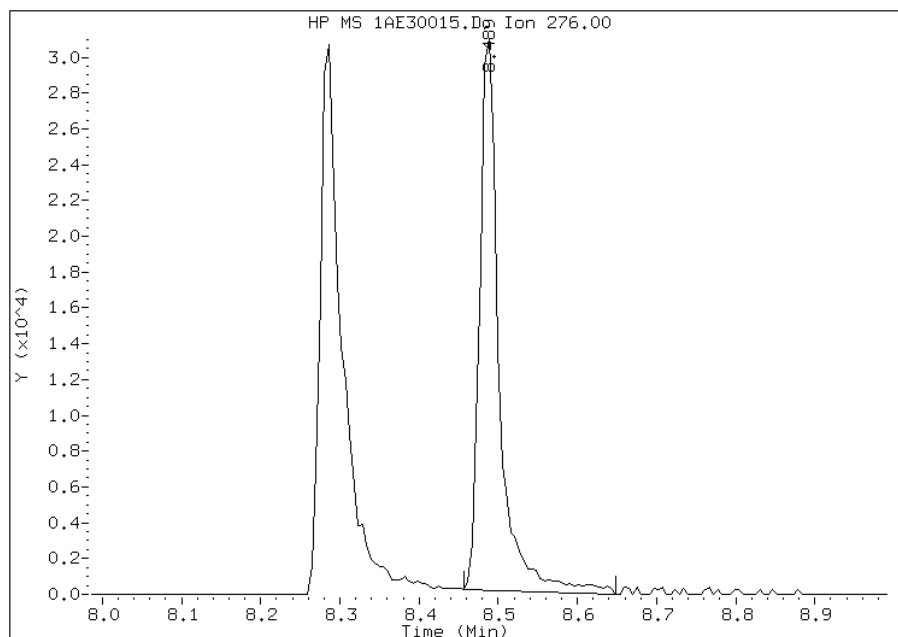
## Processing Integration Results

RT: 8.49  
Response: 48904  
Amount: 5  
Conc: 5



## Manual Integration Results

RT: 8.49  
Response: 52568  
Amount: 5  
Conc: 5



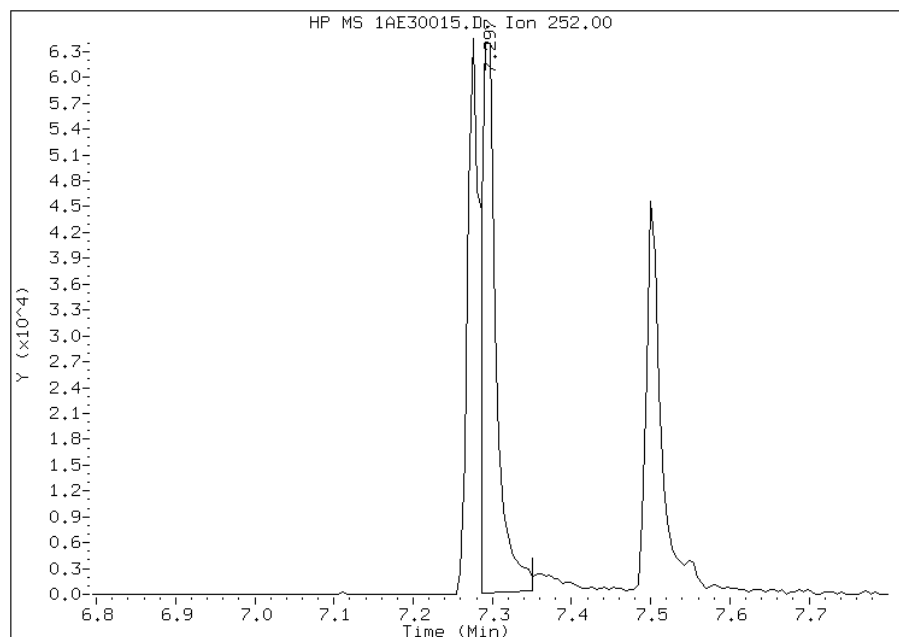
Manually Integrated By: cantins  
Modification Date: 03-Jun-2013 10:42  
Manual Integration Reason: Baseline Event

# Manual Integration Report

Data File: 1AE30015.D  
Inj. Date and Time: 30-MAY-2013 17:27  
Instrument ID: BSMA5973.i  
Client ID:  
Compound: 22 Benzo(k)fluoranthene  
CAS #: 207-08-9  
Report Date: 06/03/2013

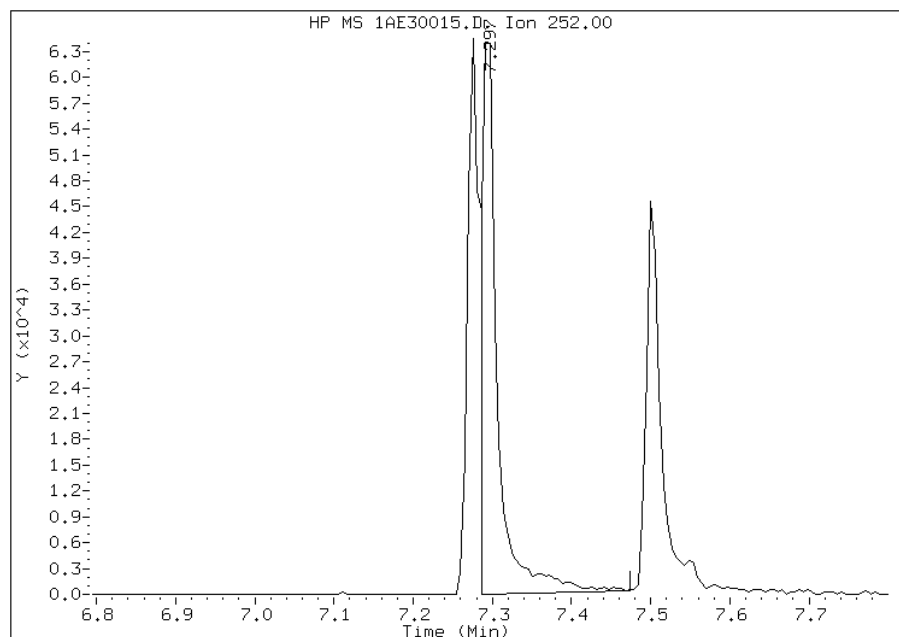
## Processing Integration Results

RT: 7.30  
Response: 81956  
Amount: 5  
Conc: 5



## Manual Integration Results

RT: 7.30  
Response: 89287  
Amount: 5  
Conc: 5



Manually Integrated By: cantins  
Modification Date: 03-Jun-2013 10:42  
Manual Integration Reason: Baseline Event

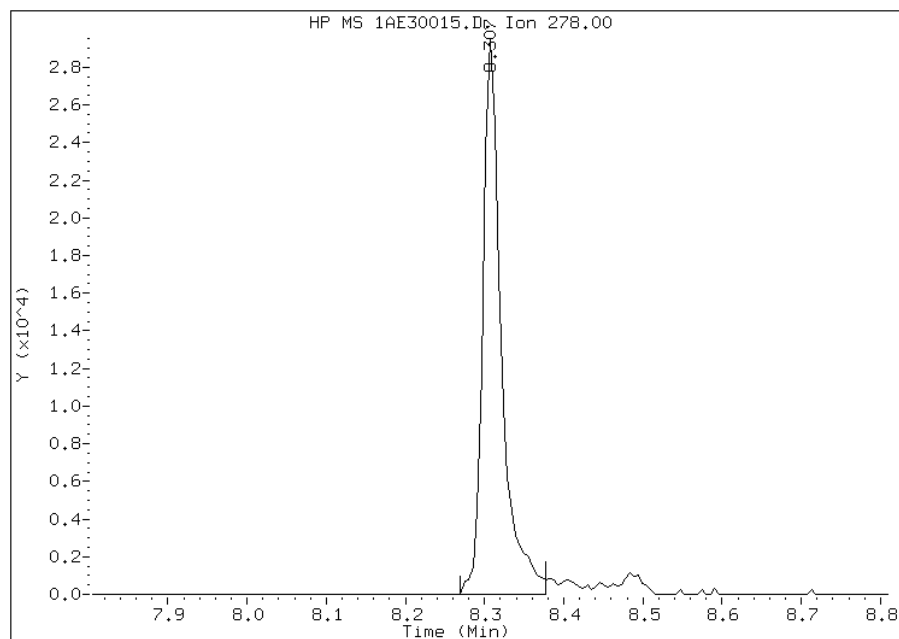


# Manual Integration Report

Data File: 1AE30015.D  
Inj. Date and Time: 30-MAY-2013 17:27  
Instrument ID: BSMA5973.i  
Client ID:  
Compound: 26 Dibenzo(a,h)anthracene  
CAS #: 53-70-3  
Report Date: 06/03/2013

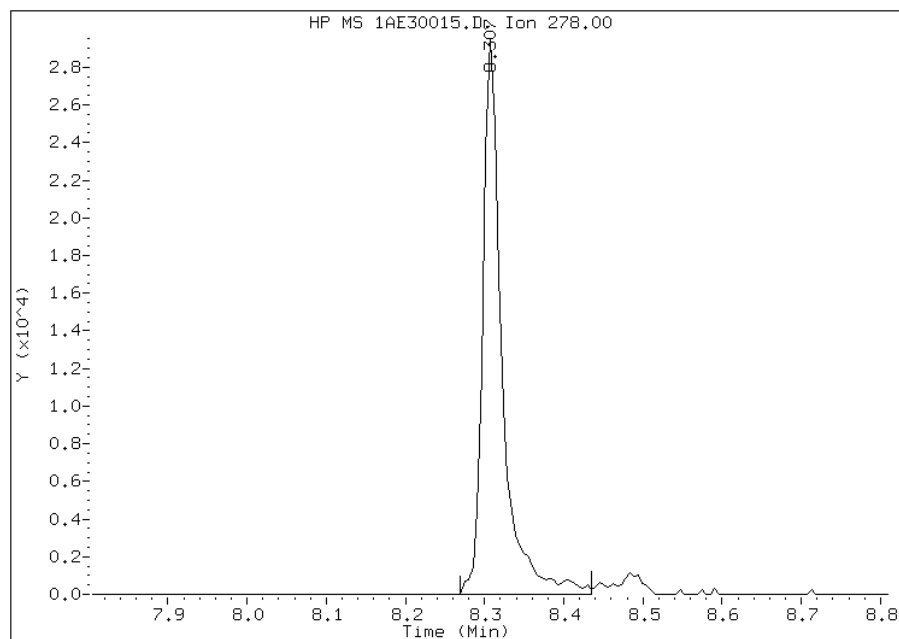
## Processing Integration Results

RT: 8.31  
Response: 47721  
Amount: 4  
Conc: 4



## Manual Integration Results

RT: 8.31  
Response: 49726  
Amount: 5  
Conc: 5



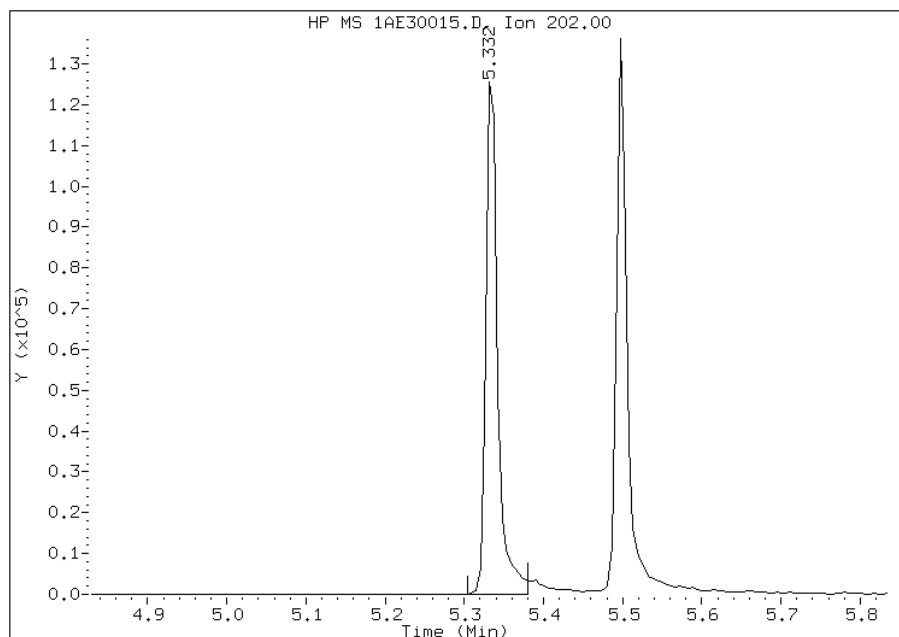
Manually Integrated By: cantins  
Modification Date: 03-Jun-2013 10:42  
Manual Integration Reason: Baseline Event

Manual Integration Report

Data File: 1AE30015.D  
Inj. Date and Time: 30-MAY-2013 17:27  
Instrument ID: BSMA5973.i  
Client ID:  
Compound: 16 Fluoranthene  
CAS #: 206-44-0  
Report Date: 06/03/2013

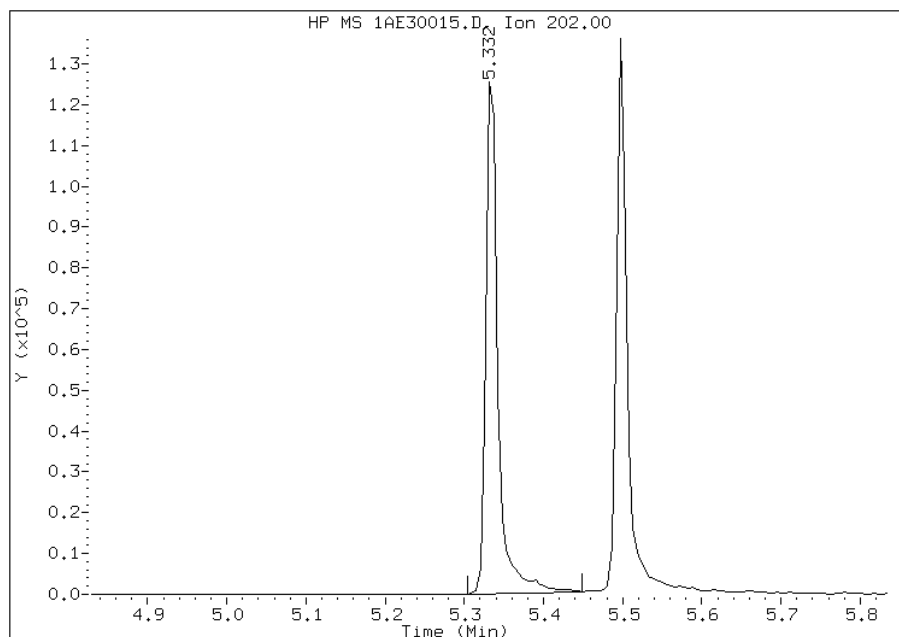
Processing Integration Results

RT: 5.33  
Response: 127617  
Amount: 7  
Conc: 7



Manual Integration Results

RT: 5.33  
Response: 131617  
Amount: 7  
Conc: 7



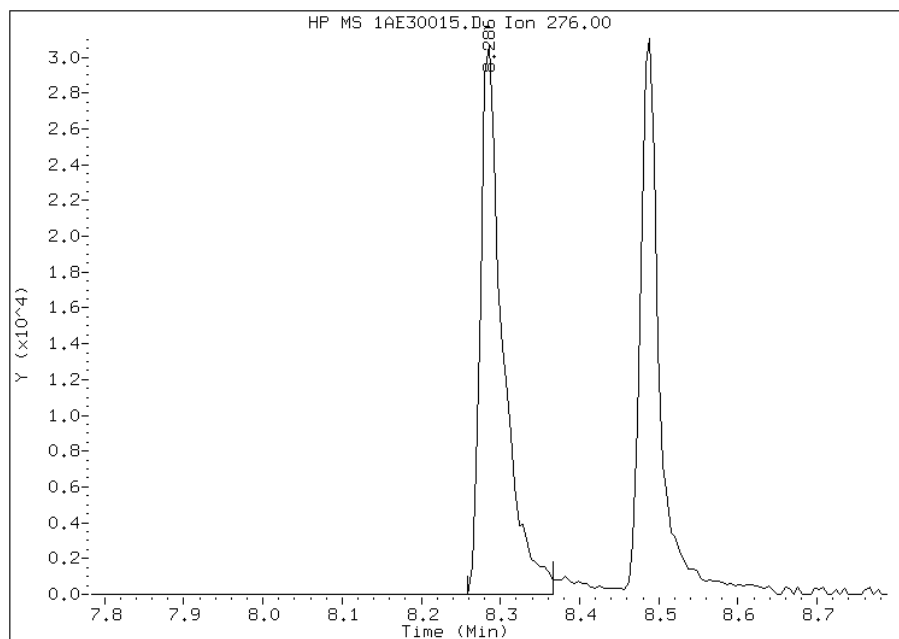
Manually Integrated By: cantins  
Modification Date: 03-Jun-2013 10:42  
Manual Integration Reason: Baseline Event

# Manual Integration Report

Data File: 1AE30015.D  
Inj. Date and Time: 30-MAY-2013 17:27  
Instrument ID: BSMA5973.i  
Client ID:  
Compound: 25 Indeno(1,2,3-cd)pyrene  
CAS #: 193-39-5  
Report Date: 06/03/2013

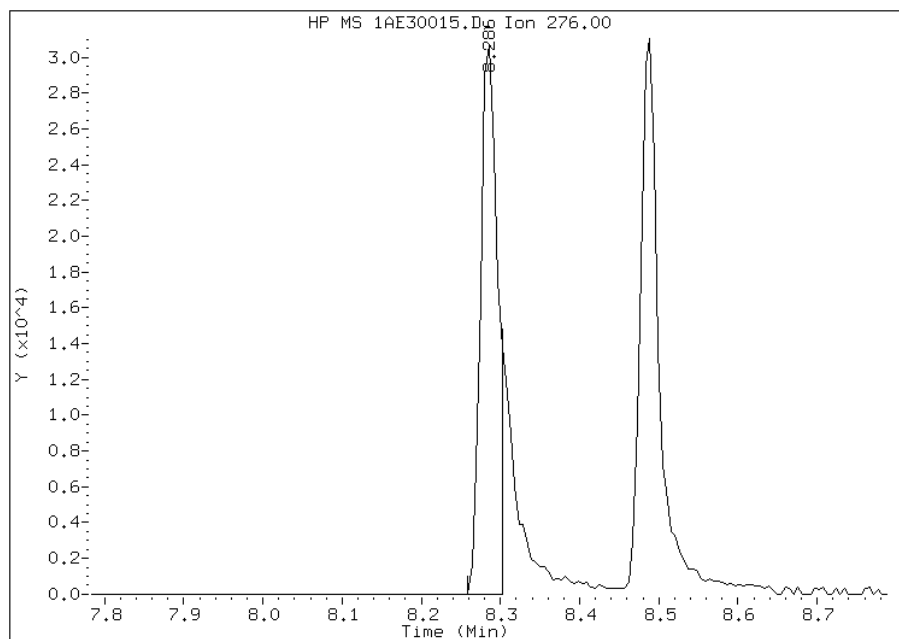
## Processing Integration Results

RT: 8.29  
Response: 60011  
Amount: 7  
Conc: 7



## Manual Integration Results

RT: 8.29  
Response: 45211  
Amount: 5  
Conc: 5



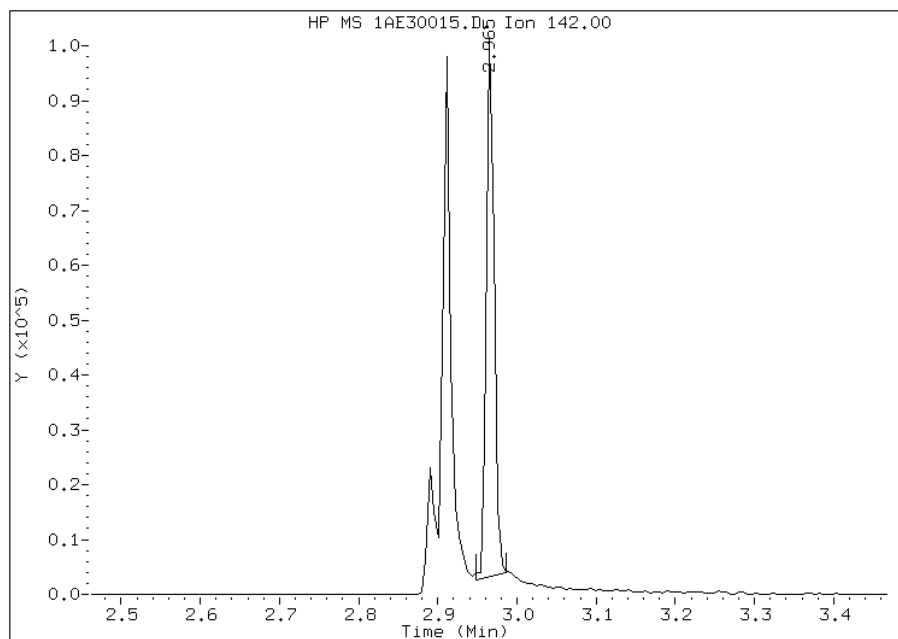
Manually Integrated By: perrint  
Modification Date: 31-May-2013 13:57  
Manual Integration Reason: Split Peak

# Manual Integration Report

Data File: 1AE30015.D  
Inj. Date and Time: 30-MAY-2013 17:27  
Instrument ID: BSMA5973.i  
Client ID:  
Compound: 4 1-Methylnaphthalene  
CAS #: 90-12-0  
Report Date: 06/03/2013

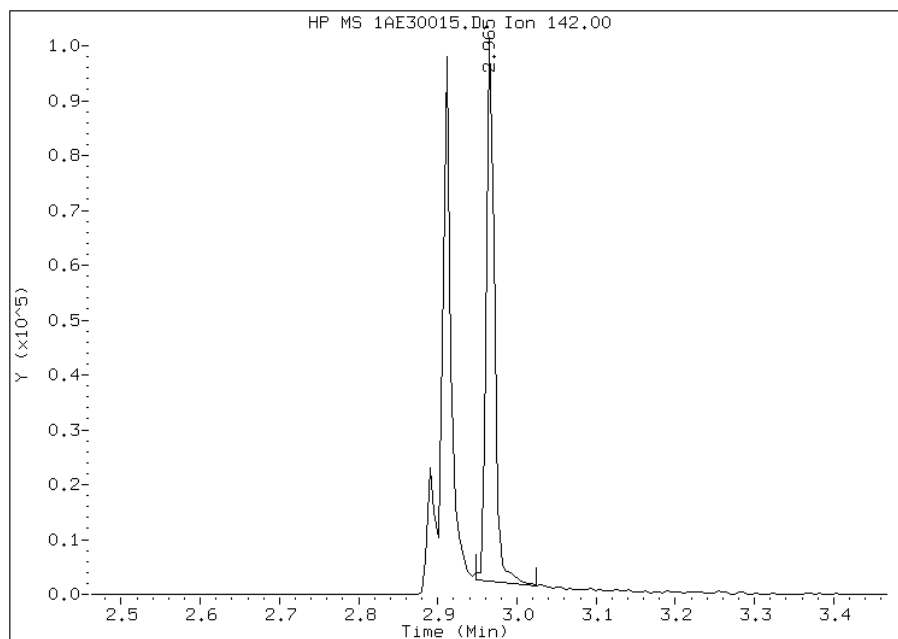
## Processing Integration Results

RT: 2.97  
Response: 64132  
Amount: 5  
Conc: 5



## Manual Integration Results

RT: 2.97  
Response: 67935  
Amount: 6  
Conc: 6



Manually Integrated By: cantins  
Modification Date: 03-Jun-2013 10:43  
Manual Integration Reason: Baseline Event

FORM I  
GC/MS SEMI VOA ORGANICS ANALYSIS DATA SHEET

Lab Name: TestAmerica Tampa Job No.: 680-90622-1  
 SDG No.: 68090622-1  
 Client Sample ID: \_\_\_\_\_ Lab Sample ID: LCS 660-137913/2-A  
 Matrix: Solid Lab File ID: 1DF03008.D  
 Analysis Method: 8270C LL Date Collected: \_\_\_\_\_  
 Extract. Method: 3546 Date Extracted: 05/30/2013 11:37  
 Sample wt/vol: 14.99(g) Date Analyzed: 06/03/2013 15:03  
 Con. Extract Vol.: 1(mL) Dilution Factor: 1  
 Injection Volume: 1(uL) Level: (low/med) Low  
 % Moisture: \_\_\_\_\_ GPC Cleanup: (Y/N) N  
 Analysis Batch No.: 138011 Units: ug/Kg

CAS NO.	COMPOUND NAME	RESULT	Q	RL	MDL
83-32-9	Acenaphthene	493		100	20
208-96-8	Acenaphthylene	528		40	5.0
120-12-7	Anthracene	544		8.4	4.2
56-55-3	Benzo[a]anthracene	496		8.0	3.9
50-32-8	Benzo[a]pyrene	466		10	5.2
205-99-2	Benzo[b]fluoranthene	509		12	6.1
191-24-2	Benzo[g,h,i]perylene	539		20	4.4
207-08-9	Benzo[k]fluoranthene	525		8.0	3.6
218-01-9	Chrysene	508		9.0	4.5
53-70-3	Dibenz(a,h)anthracene	493		20	4.1
206-44-0	Fluoranthene	545		20	4.0
86-73-7	Fluorene	522		20	4.1
193-39-5	Indeno[1,2,3-cd]pyrene	482		20	7.1
90-12-0	1-Methylnaphthalene	466		40	4.4
91-57-6	2-Methylnaphthalene	490		40	7.1
91-20-3	Naphthalene	470		40	4.4
85-01-8	Phenanthrene	530		8.0	3.9
129-00-0	Pyrene	541		20	3.7

CAS NO.	SURROGATE	%REC	Q	LIMITS
84-15-1	o-Terphenyl	76		30-130

TestAmerica Laboratories

Semivolatiles 8270 low level PAH

Data file : \\tam-chemsvr\chem\SM\BSMSD.i\1D060313.b\1DF03008.D  
 Lab Smp Id: lcs 660-137913/2-a  
 Inj Date : 03-JUN-2013 15:03  
 Operator : SCC Inst ID: BSMSD.i  
 Smp Info : lcs 660-137913/2-a  
 Misc Info :  
 Comment :  
 Method : \\tam-chemsvr\chem\SM\BSMSD.i\1D060313.b\dFASTPAHi.m  
 Meth Date : 03-Jun-2013 11:25 cantins Quant Type: ISTD  
 Cal Date : 23-MAY-2013 15:19 Cal File: 1DE23009.D  
 Als bottle: 8 QC Sample: LCS  
 Dil Factor: 1.00000  
 Integrator: HP RTE Compound Sublist: pah.sub  
 Target Version: 4.14  
 Processing Host: TAM1000

Concentration Formula:

$$\text{Amt} * \text{DF} * 1/\text{Vi} * \text{Vt}/\text{Ws} * 100/(100 - \text{M}) * \text{A} * \text{B} * \text{C} * \text{D} * \text{GPC} * \text{CpndVariable}$$

Name	Value	Description
DF	1.000	Dilution Factor
Vi	1.000	Injection Volume
Vt	1.000	Final Volume
Ws	14.990	Weight Extracted
M	0.00000	% Moisture
A	1000.000	uL to mL conversion
B	1000.000	g to kg conversion
C	0.00100	ng to ug conversion
D	1.000	ug to mg conversion(value = 1 if no conv)
GPC	1.000	GPC FACTOR
Cpnd Variable		Local Compound Variable

Compounds	QUANT	SIG	RT	EXP RT	REL RT	RESPONSE	CONCENTRATIONS	
							ON-COLUMN ( ug/l)	FINAL (ug/Kg)
* 1 Naphthalene-d8	136		6.277	6.278	(1.000)	4568333	40.0000	
* 7 Acenaphthene-d10	164		7.946	7.946	(1.000)	2579688	40.0000	
* 11 Phenanthrene-d10	188		9.203	9.204	(1.000)	4111643	40.0000	
\$ 15 o-Terphenyl	230		9.509	9.509	(1.033)	456635	7.58068	500
* 19 Chrysene-d12	240		11.565	11.566	(1.000)	3954971	40.0000	
* 24 Perylene-d12	264		13.475	13.469	(1.000)	4047452	40.0000	
2 Naphthalene	128		6.295	6.295	(1.003)	792980	7.03886	470
3 2-Methylnaphthalene	142		6.994	6.995	(1.114)	526866	7.34505	490
4 1-Methylnaphthalene	142		7.088	7.089	(1.129)	516394	6.99283	470
5 1,1'-Biphenyl	154		7.429	7.429	(0.935)	926	0.01062	0.71(aR)
6 Acenaphthylene	152		7.817	7.817	(0.984)	846431	7.91370	530
8 Acenaphthene	154		7.970	7.970	(1.003)	500958	7.38323	490
9 Dibenzofuran	168		8.117	8.117	(1.021)	709956	7.58855	510
10 Fluorene	166		8.410	8.411	(1.058)	600439	7.82122	520

Compounds	QUANT SIG	RT	EXP RT	REL RT	RESPONSE	CONCENTRATIONS	
						ON-COLUMN ( ug/l)	FINAL (ug/Kg)
12 Phenanthrene	178	9.221	9.221 (1.002)	884918	7.94669	530	
13 Anthracene	178	9.256	9.263 (1.006)	881070	8.15452	540	
16 Fluoranthene	202	10.196	10.203 (1.108)	930634	8.16904	540	
17 Pyrene	202	10.390	10.391 (0.898)	938290	8.10323	540	
18 Benzo(a)anthracene	228	11.542	11.548 (0.998)	872546	7.43383	500	
20 Chrysene	228	11.589	11.595 (1.002)	804775	7.61421	510	
21 Benzo(b)fluoranthene	252	12.899	12.911 (0.957)	773823	7.63156	510	
22 Benzo(k)fluoranthene	252	12.940	12.946 (0.960)	835471	7.86817	520	
23 Benzo(a)pyrene	252	13.363	13.375 (0.992)	691725	6.98931	470	
25 Indeno(1,2,3-cd)pyrene	276	15.108	15.120 (1.121)	744506	7.22478	480(H)	
26 Dibenzo(a,h)anthracene	278	15.144	15.162 (1.124)	708215	7.39327	490	
27 Benzo(g,h,i)perylene	276	15.584	15.602 (1.157)	742437	8.07848	540	

QC Flag Legend

- a - Target compound detected but, quantitated amount  
Below Limit Of Quantitation(BLOQ).
- R - Spike/Surrogate failed recovery limits.
- H - Operator selected an alternate compound hit.

Data File: 1DF03008.D

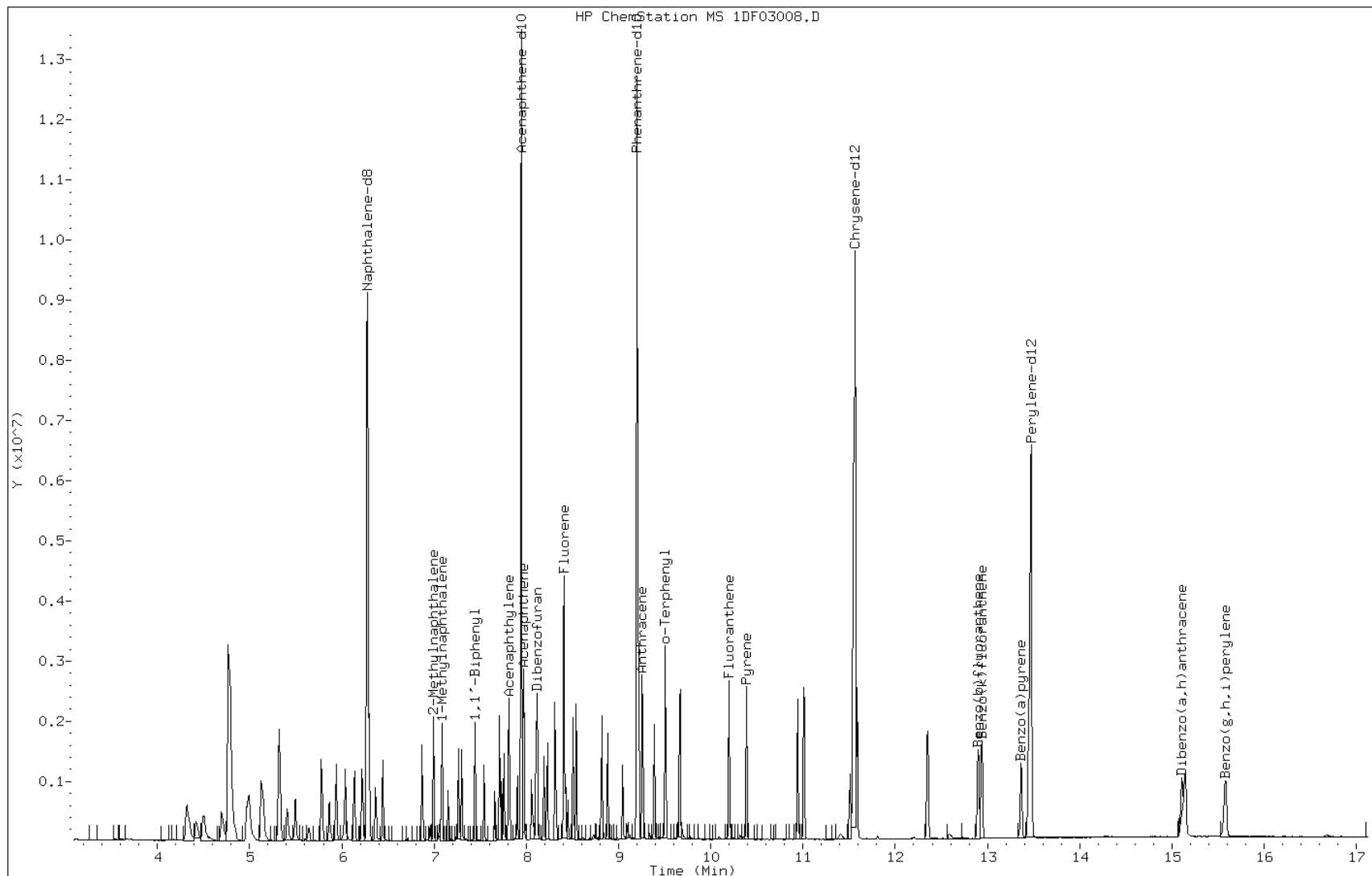
Date: 03-JUN-2013 15:03

Client ID:

Instrument: BSMSD.i

Sample Info: lcs 660-137913/2-a

Operator: SCC





FORM I  
GC/MS SEMI VOA ORGANICS ANALYSIS DATA SHEET

Lab Name: TestAmerica Tampa Job No.: 680-90622-1  
 SDG No.: 68090622-1  
 Client Sample ID: \_\_\_\_\_ Lab Sample ID: 680-90622-A-24-B MS  
 Matrix: Solid Lab File ID: 1DE29017.D  
 Analysis Method: 8270C LL Date Collected: \_\_\_\_\_  
 Extract. Method: 3546 Date Extracted: 05/24/2013 12:33  
 Sample wt/vol: 14.94 (g) Date Analyzed: 05/29/2013 20:25  
 Con. Extract Vol.: 1 (mL) Dilution Factor: 1  
 Injection Volume: 1 (uL) Level: (low/med) Low  
 % Moisture: 25.8 GPC Cleanup: (Y/N) N  
 Analysis Batch No.: 137911 Units: ug/Kg

CAS NO.	COMPOUND NAME	RESULT	Q	RL	MDL
83-32-9	Acenaphthene	584		140	27
208-96-8	Acenaphthylene	638		54	6.8
120-12-7	Anthracene	638		11	5.7
56-55-3	Benzo[a]anthracene	715		11	5.3
50-32-8	Benzo[a]pyrene	624		14	7.0
205-99-2	Benzo[b]fluoranthene	865		17	8.3
191-24-2	Benzo[g,h,i]perylene	576		27	6.0
207-08-9	Benzo[k]fluoranthene	609		11	4.9
218-01-9	Chrysene	926		12	6.1
53-70-3	Dibenz(a,h)anthracene	558		27	5.6
206-44-0	Fluoranthene	804		27	5.4
86-73-7	Fluorene	640		27	5.6
193-39-5	Indeno[1,2,3-cd]pyrene	562		27	9.6
90-12-0	1-Methylnaphthalene	807		54	6.0
91-57-6	2-Methylnaphthalene	1130		54	9.6
91-20-3	Naphthalene	1130		54	6.0
85-01-8	Phenanthrene	926		11	5.3
129-00-0	Pyrene	800		27	5.0

CAS NO.	SURROGATE	%REC	Q	LIMITS
84-15-1	o-Terphenyl	58		30-130

TestAmerica Laboratories

Semivolatiles 8270 low level PAH

Data file : \\tam-chemsvr\chem\SM\BSMSD.i\1D052913.b\1DE29017.D  
 Lab Smp Id: 680-90622-a-24-b ms  
 Inj Date : 29-MAY-2013 20:25  
 Operator : SCC Inst ID: BSMSD.i  
 Smp Info : 680-90622-a-24-b ms  
 Misc Info :  
 Comment :  
 Method : \\tam-chemsvr\chem\SM\BSMSD.i\1D052913.b\dFASTPAHi.m  
 Meth Date : 29-May-2013 17:42 cantins Quant Type: ISTD  
 Cal Date : 23-MAY-2013 15:19 Cal File: 1DE23009.D  
 Als bottle: 17 QC Sample: MS  
 Dil Factor: 1.00000  
 Integrator: HP RTE Compound Sublist: pah.sub  
 Target Version: 4.14  
 Processing Host: TAM1000

Concentration Formula:

$$\text{Amt} * \text{DF} * 1/\text{Vi} * \text{Vt}/\text{Ws} * 100/(100 - \text{M}) * \text{A} * \text{B} * \text{C} * \text{D} * \text{GPC} * \text{CpndVariable}$$

Name	Value	Description
DF	1.000	Dilution Factor
Vi	1.000	Injection Volume
Vt	1.000	Final Volume
Ws	14.940	Weight Extracted
M	0.00000	% Moisture
A	1000.000	uL to mL conversion
B	1000.000	g to kg conversion
C	0.00100	ng to ug conversion
D	1.000	ug to mg conversion(value = 1 if no conv)
GPC	1.000	GPC FACTOR
Cpnd Variable		Local Compound Variable

Compounds	QUANT	SIG	CONCENTRATIONS				
			ON-COLUMN	FINAL			
	MASS	RT	EXP RT	REL RT	RESPONSE	( ug/l)	(ug/Kg)
* 1 Naphthalene-d8	136	6.280	6.277	(1.000)	4209498	40.0000	
* 7 Acenaphthene-d10	164	7.949	7.945	(1.000)	2278527	40.0000	
* 11 Phenanthrene-d10	188	9.206	9.197	(1.000)	3583135	40.0000	
\$ 15 o-Terphenyl	230	9.512	9.508	(1.033)	303200	5.77591	390
* 19 Chrysene-d12	240	11.568	11.559	(1.000)	3182616	40.0000	
* 24 Perylene-d12	264	13.484	13.456	(1.000)	3529737	40.0000	
2 Naphthalene	128	6.298	6.294	(1.003)	1299244	12.5158	840
3 2-Methylnaphthalene	142	6.997	6.993	(1.114)	826531	12.5049	840
4 1-Methylnaphthalene	142	7.091	7.087	(1.129)	608164	8.93758	600
5 1,1'-Biphenyl	154	7.432	7.428	(0.935)	80504	1.04576	70(R)
6 Acenaphthylene	152	7.820	7.816	(0.984)	667678	7.06754	470
8 Acenaphthene	154	7.972	7.969	(1.003)	387482	6.46561	430
9 Dibenzofuran	168	8.119	8.116	(1.021)	611824	7.40401	500
10 Fluorene	166	8.413	8.409	(1.058)	480819	7.09088	470

Compounds	QUANT SIG	RT	EXP RT	REL RT	RESPONSE	CONCENTRATIONS	
						ON-COLUMN ( ug/l)	FINAL (ug/Kg)
12 Phenanthrene	178	9.224	9.214	(1.002)	995648	10.2599	690
13 Anthracene	178	9.265	9.255	(1.006)	665981	7.07298	470
16 Fluoranthene	202	10.205	10.195	(1.108)	884638	8.91066	600
17 Pyrene	202	10.393	10.383	(0.898)	825466	8.85889	590
18 Benzo(a)anthracene	228	11.551	11.541	(0.998)	748059	7.91989	530
20 Chrysene	228	11.592	11.582	(1.002)	872752	10.2612	690
21 Benzo(b)fluoranthene	252	12.914	12.898	(0.958)	847365	9.58256	640
22 Benzo(k)fluoranthene	252	12.949	12.939	(0.960)	625080	6.75021	450
23 Benzo(a)pyrene	252	13.378	13.362	(0.992)	596199	6.90882	460
25 Indeno(1,2,3-cd)pyrene	276	15.129	15.101	(1.122)	557150	6.22066	420(M)
26 Dibenzo(a,h)anthracene	278	15.158	15.143	(1.124)	515856	6.18689	410
27 Benzo(g,h,i)perylene	276	15.605	15.577	(1.157)	511795	6.38565	430

QC Flag Legend

- R - Spike/Surrogate failed recovery limits.
- M - Compound response manually integrated.

Data File: 1DE29017.D

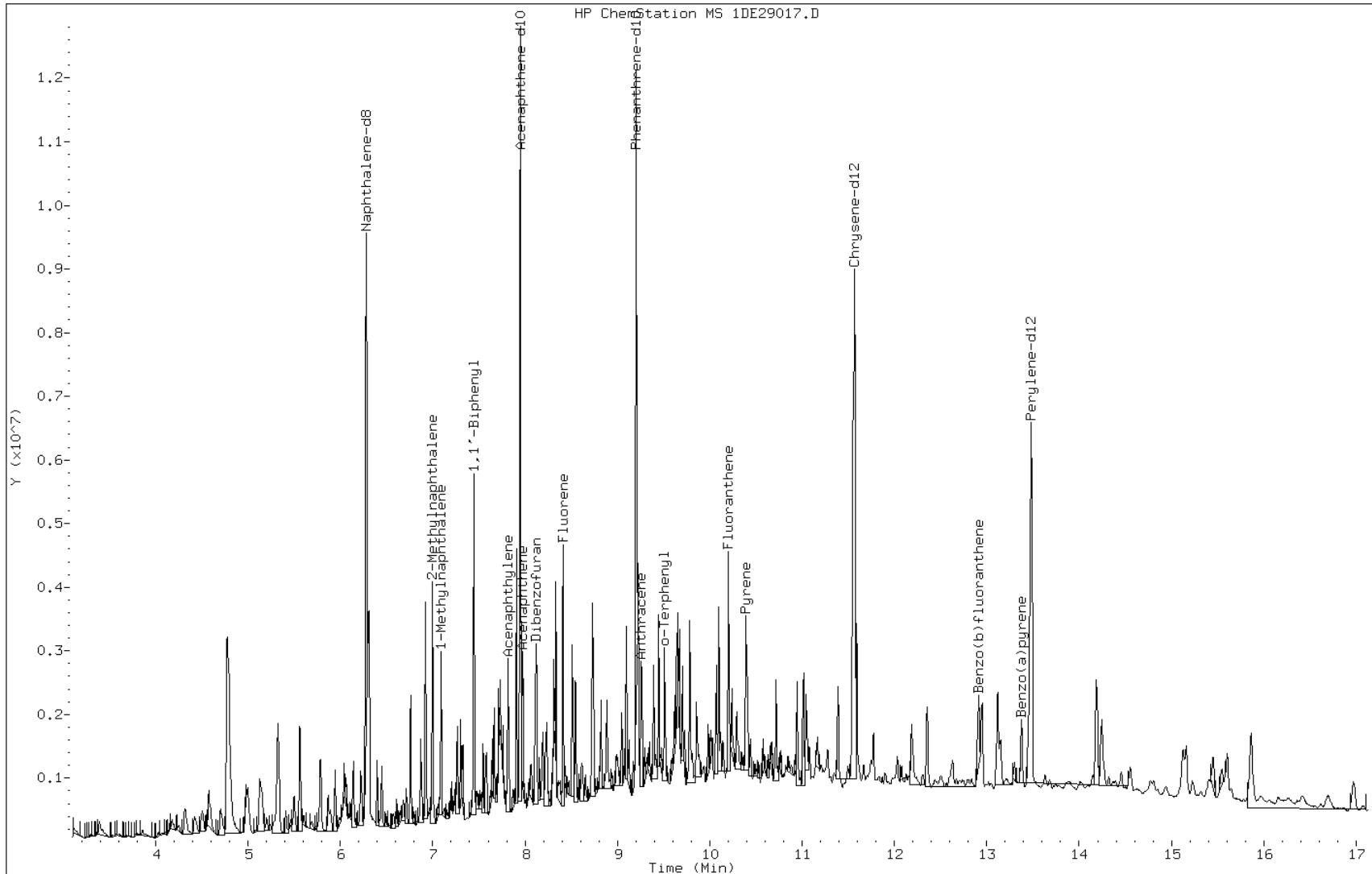
Date: 29-MAY-2013 20:25

Client ID:

Instrument: BSMSD.i

Sample Info: 680-90622-a-24-b ms

Operator: SCC

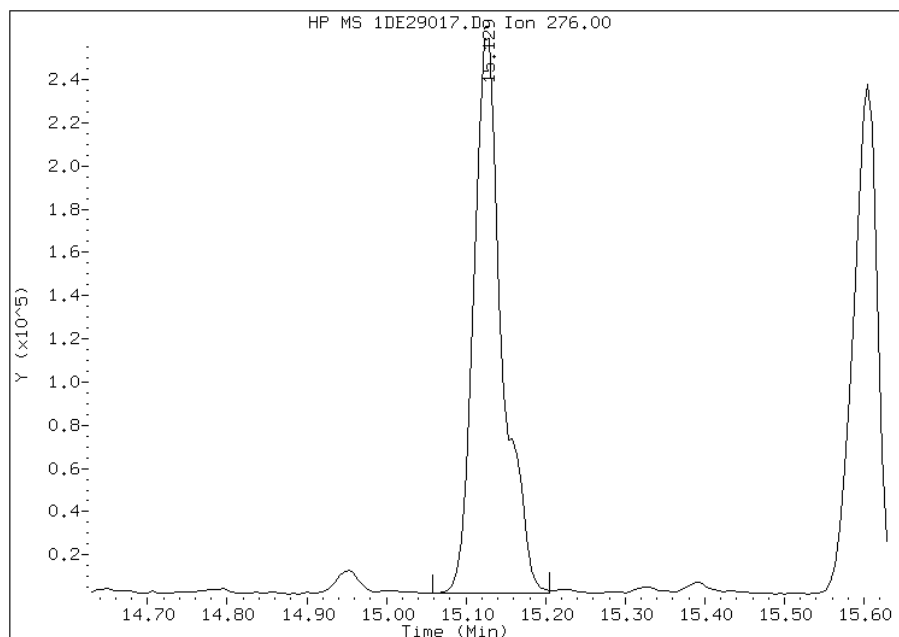


# Manual Integration Report

Data File: 1DE29017.D  
Inj. Date and Time: 29-MAY-2013 20:25  
Instrument ID: BSMSD.i  
Client ID:  
Compound: 25 Indeno(1,2,3-cd)pyrene  
CAS #: 193-39-5  
Report Date: 05/30/2013

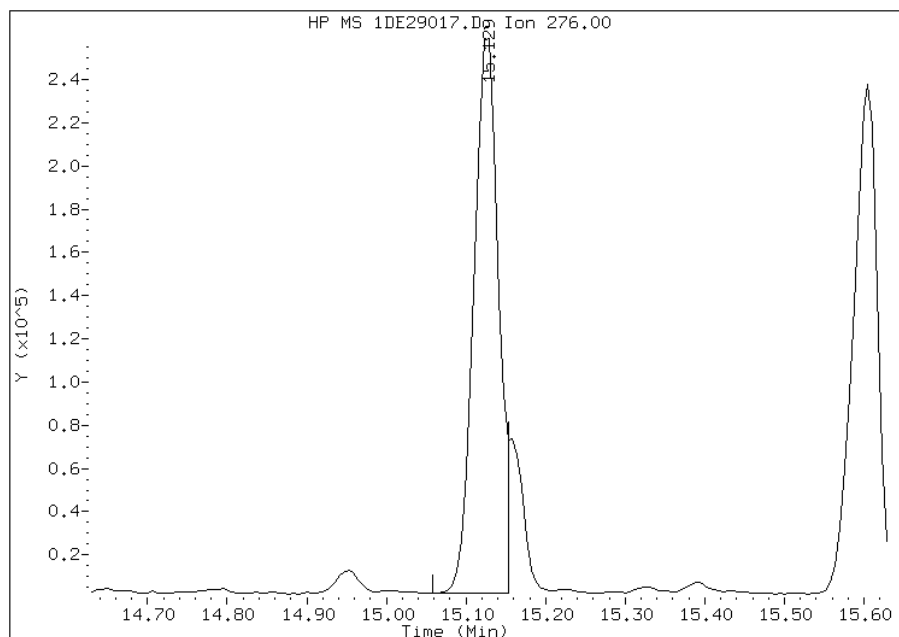
## Processing Integration Results

RT: 15.13  
Response: 638642  
Amount: 7  
Conc: 476



## Manual Integration Results

RT: 15.13  
Response: 557150  
Amount: 6  
Conc: 416



Manually Integrated By: cantins  
Modification Date: 30-May-2013 13:57  
Manual Integration Reason: Split Peak

FORM I  
GC/MS SEMI VOA ORGANICS ANALYSIS DATA SHEET

Lab Name: TestAmerica Tampa Job No.: 680-90622-1  
 SDG No.: 68090622-1  
 Client Sample ID: \_\_\_\_\_ Lab Sample ID: 640-43618-B-3-C MS  
 Matrix: Water (SPLP East) Lab File ID: 1AE30018.D  
 Analysis Method: 8270C LL Date Collected: \_\_\_\_\_  
 Extract. Method: 3520C Date Extracted: 05/28/2013 13:46  
 Sample wt/vol: 950(mL) Date Analyzed: 05/30/2013 18:13  
 Con. Extract Vol.: 1(mL) Dilution Factor: 1  
 Injection Volume: 1(uL) Level: (low/med) Low  
 % Moisture: \_\_\_\_\_ GPC Cleanup: (Y/N) N  
 Analysis Batch No.: 137917 Units: ug/L

CAS NO.	COMPOUND NAME	RESULT	Q	RL	MDL
83-32-9	Acenaphthene	3.38		2.1	0.53
208-96-8	Acenaphthylene	3.41		1.1	0.26
120-12-7	Anthracene	4.57		0.21	0.080
56-55-3	Benzo[a]anthracene	3.67		0.21	0.053
50-32-8	Benzo[a]pyrene	1.14		0.21	0.060
205-99-2	Benzo[b]fluoranthene	2.00		0.21	0.053
191-24-2	Benzo[g,h,i]perylene	0.801		0.53	0.11
207-08-9	Benzo[k]fluoranthene	1.74		0.21	0.060
218-01-9	Chrysene	3.25		0.21	0.073
53-70-3	Dibenz(a,h)anthracene	1.03		0.21	0.053
206-44-0	Fluoranthene	4.81		0.53	0.057
86-73-7	Fluorene	4.31		2.1	0.53
193-39-5	Indeno[1,2,3-cd]pyrene	1.33		0.21	0.053
90-12-0	1-Methylnaphthalene	4.66		2.1	0.53
91-57-6	2-Methylnaphthalene	4.08		2.1	0.53
91-20-3	Naphthalene	4.53		2.1	0.26
85-01-8	Phenanthrene	4.83		0.53	0.21
129-00-0	Pyrene	5.35		0.53	0.094

CAS NO.	SURROGATE	%REC	Q	LIMITS
84-15-1	o-Terphenyl	38		30-130

TestAmerica Laboratories

Semivolatiles 8270C low level PAH

Data file : \\tam-chemsvr\chem\SM\BSMA5973.i\1A053013.b\1AE30018.D  
 Lab Smp Id: 640-43618-b-3-c ms  
 Inj Date : 30-MAY-2013 18:13  
 Operator : TP Inst ID: BSMA5973.i  
 Smp Info : 640-43618-b-3-c ms  
 Misc Info :  
 Comment :  
 Method : \\tam-chemsvr\chem\SM\BSMA5973.i\1A053013.b\a-bFASTPAHi-m.m  
 Meth Date : 03-Jun-2013 10:33 cantins Quant Type: ISTD  
 Cal Date : 30-MAY-2013 16:38 Cal File: 1AE30012.D  
 Als bottle: 15 QC Sample: MS  
 Dil Factor: 1.00000  
 Integrator: HP RTE Compound Sublist: pah.sub  
 Target Version: 4.14

Concentration Formula: Amt \* DF \* 1/Vi \* Vt/Vo \* A \* B \* C \* D \* CpndVariable

Name	Value	Description
DF	1.000	Dilution Factor
Vi	1.000	Injection Volume
Vt	1.000	Final Volume
Vo	950.000	Sample Volume
A	1000.000	uL to mL conversion
B	1000.000	mL to L conversion
C	0.00100	ng to ug conversion
D	1.000	ug to mg conversion(value = 1= if no con
Cpnd Variable		Local Compound Variable

Compounds	QUANT SIG	MASS	RT	EXP RT	REL RT	RESPONSE	CONCENTRATIONS	
							ON-COLUMN (ug/ml)	FINAL (ug/l)
* 1 Naphthalene-d8	136	2.495	2.493	(1.000)	717377	40.0000		
* 7 Acenaphthene-d10	164	3.521	3.524	(1.000)	384675	40.0000		
* 11 Phenanthrene-d10	188	4.461	4.465	(1.000)	596113	40.0000		
\$ 15 o-Terphenyl	230	4.755	4.758	(1.066)	31131	3.82607	4.0274	
* 19 Chrysene-d12	240	6.465	6.473	(1.000)	477946	40.0000		
* 24 Perylene-d12	264	7.549	7.552	(1.000)	390905	40.0000		
2 Naphthalene	128	2.506	2.504	(1.004)	66532	4.30573	4.5323(RM)	
3 2-Methylnaphthalene	141	2.912	2.915	(1.167)	30032	3.87723	4.0812(R)	
4 1-Methylnaphthalene	142	2.966	2.969	(1.188)	47839	4.42471	4.6575(RM)	
6 Acenaphthylene	152	3.430	3.433	(0.974)	56199	3.24273	3.4134(R)	
8 Acenaphthene	154	3.537	3.540	(1.005)	28519	3.21447	3.3836(R)	
9 Dibenzofuran	168	3.644	3.647	(1.035)	48229	3.62302	3.8137(R)	
10 Fluorene	166	3.847	3.850	(1.093)	40531	4.09150	4.3068(R)	
12 Phenanthrene	178	4.472	4.481	(1.002)	58639	4.58988	4.8314(R)	
13 Anthracene	178	4.509	4.513	(1.011)	61337	4.34460	4.5732	
16 Fluoranthene	202	5.332	5.341	(1.195)	67221	4.57109	4.8116(R)	
17 Pyrene	202	5.498	5.501	(0.850)	70219	5.08587	5.3535(RM)	
18 Benzo(a)anthracene	228	6.459	6.468	(0.999)	44766	3.48655	3.6700(R)	

Compounds	QUANT SIG		CONCENTRATIONS				
	MASS	RT	EXP RT	REL RT	RESPONSE	ON-COLUMN (ug/ml)	FINAL ( ug/l)
=====	====	----	-----	-----	-----	-----	-----
20 Chrysene	228	6.486	6.489	(1.003)	43336	3.08348	3.2457(RM)
21 Benzo(b)fluoranthene	252	7.271	7.280	(0.963)	11246	1.90345	2.0036(R)
22 Benzo(k)fluoranthene	252	7.293	7.301	(0.966)	21383	1.65302	1.7400(RM)
23 Benzo(a)pyrene	252	7.501	7.510	(0.994)	10281	1.07835	1.1351(R)
25 Indeno(1,2,3-cd)pyrene	276	8.281	8.295	(1.097)	7329	1.26744	1.3341(R)
26 Dibenzo(a,h)anthracene	278	8.302	8.321	(1.100)	7761	0.98161	1.0332(RM)
27 Benzo(g,h,i)perylene	276	8.484	8.503	(1.124)	6475	0.76064	0.8006(R)

QC Flag Legend

R - Spike/Surrogate failed recovery limits.  
M - Compound response manually integrated.



Data File: 1AE30018.D

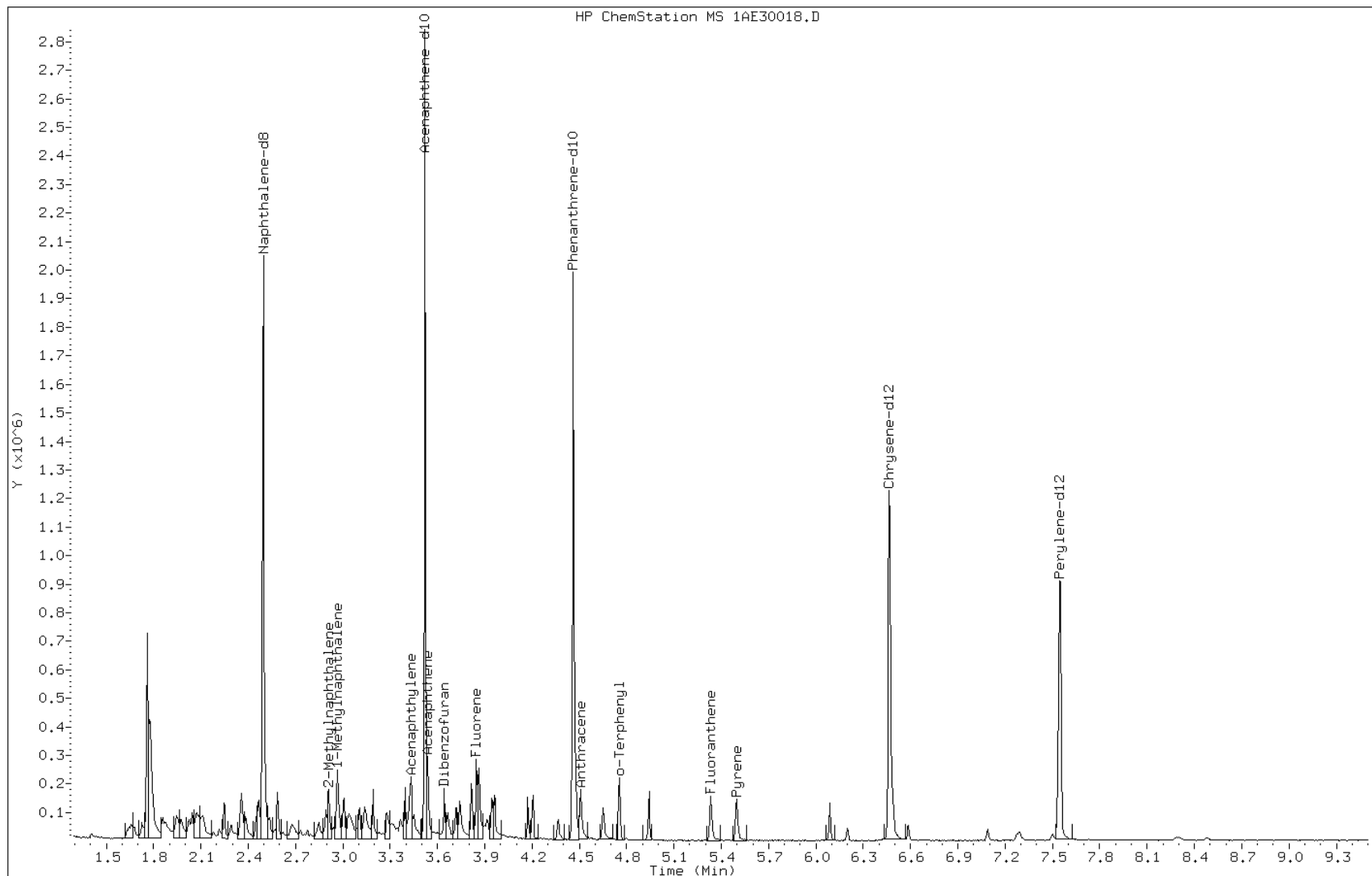
Date: 30-MAY-2013 18:13

Client ID:

Instrument: BSMA5973.i

Sample Info: 640-43618-b-3-c ms

Operator: TP

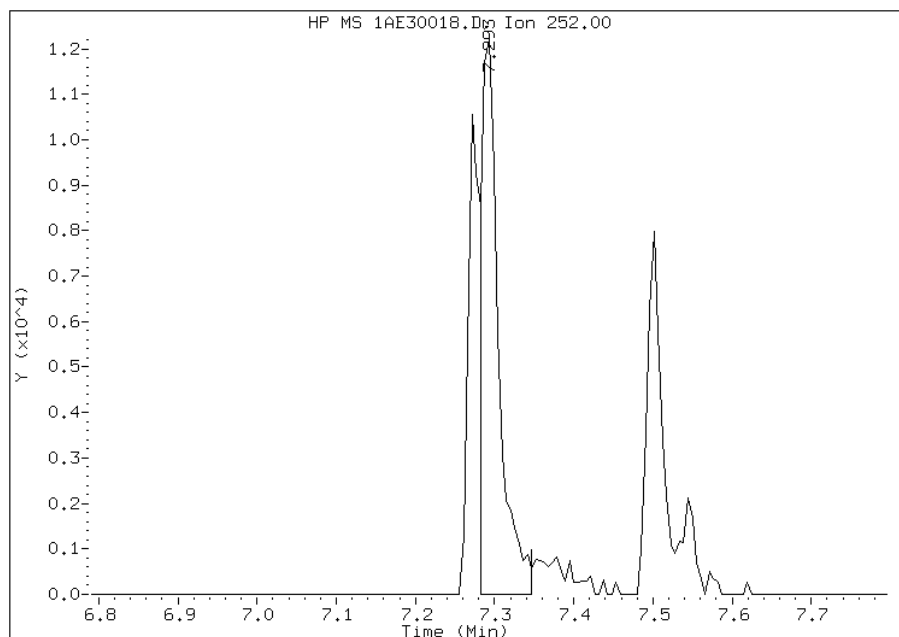


# Manual Integration Report

Data File: 1AE30018.D  
Inj. Date and Time: 30-MAY-2013 18:13  
Instrument ID: BSMA5973.i  
Client ID:  
Compound: 22 Benzo(k)fluoranthene  
CAS #: 207-08-9  
Report Date: 06/03/2013

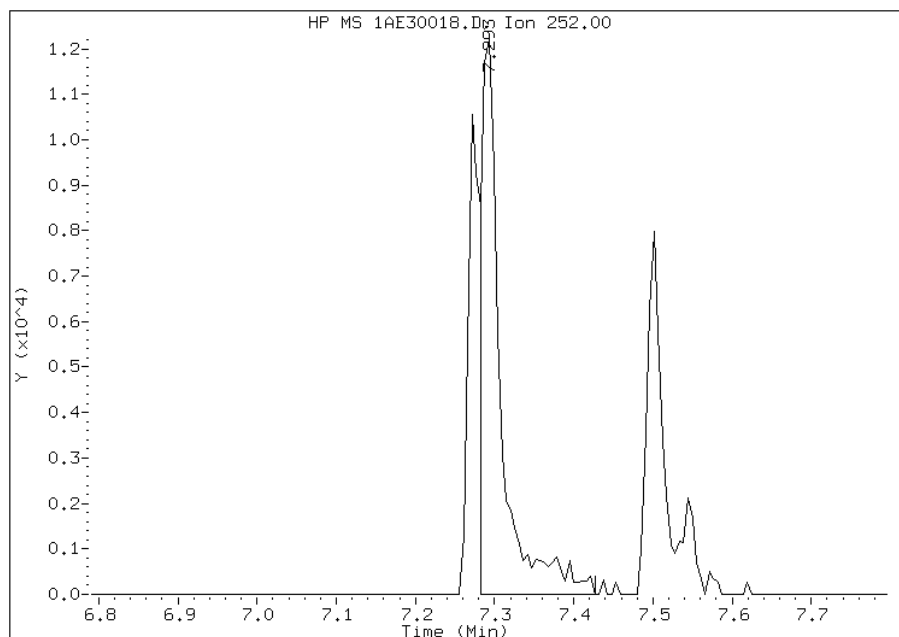
## Processing Integration Results

RT: 7.29  
Response: 19012  
Amount: 1  
Conc: 2



## Manual Integration Results

RT: 7.29  
Response: 21383  
Amount: 2  
Conc: 2



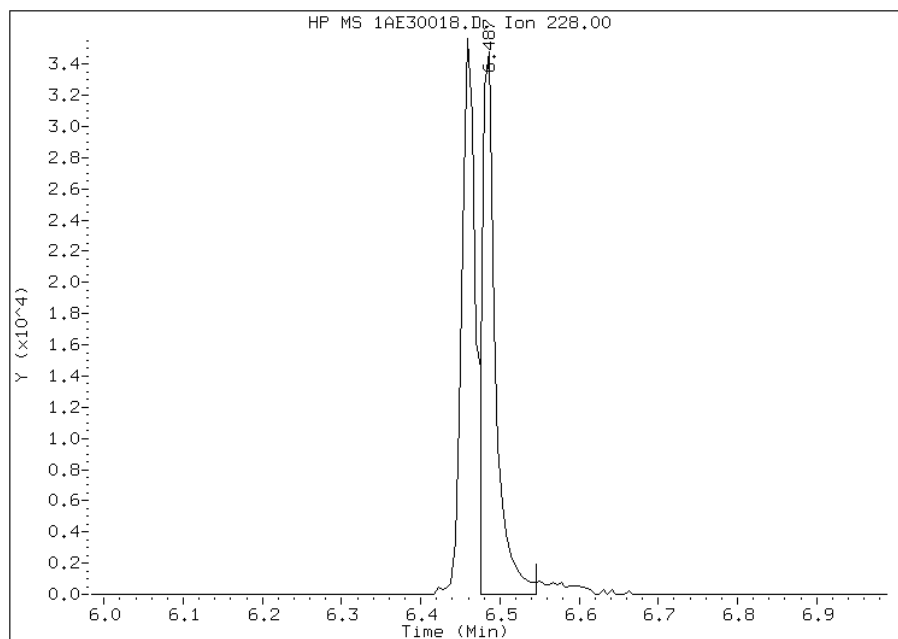
Manually Integrated By: cantins  
Modification Date: 03-Jun-2013 10:46  
Manual Integration Reason: Baseline Event

# Manual Integration Report

Data File: 1AE30018.D  
Inj. Date and Time: 30-MAY-2013 18:13  
Instrument ID: BSMA5973.i  
Client ID:  
Compound: 20 Chrysene  
CAS #: 218-01-9  
Report Date: 06/03/2013

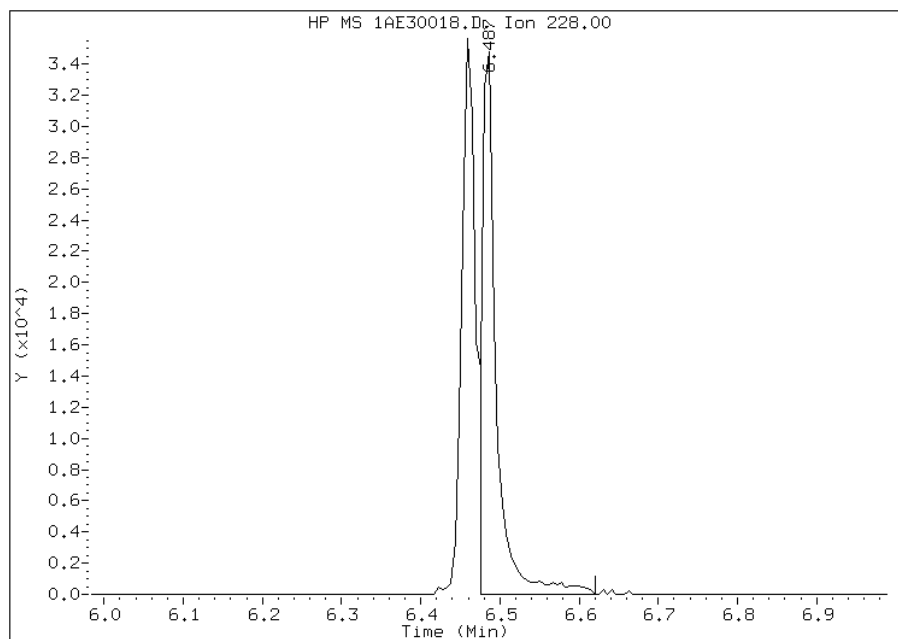
## Processing Integration Results

RT: 6.49  
Response: 40978  
Amount: 3  
Conc: 3



## Manual Integration Results

RT: 6.49  
Response: 43336  
Amount: 3  
Conc: 3



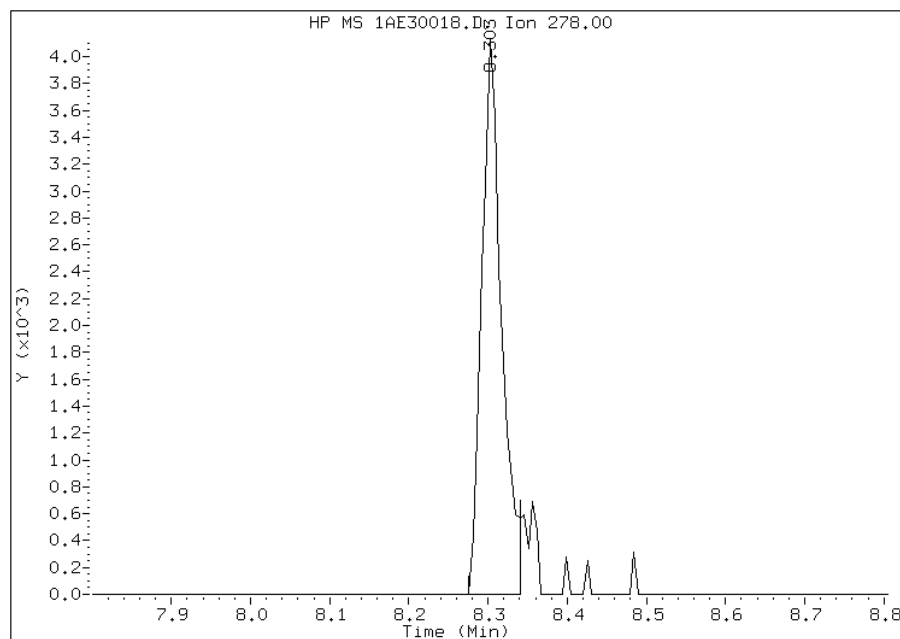
Manually Integrated By: cantins  
Modification Date: 03-Jun-2013 10:46  
Manual Integration Reason: Baseline Event

# Manual Integration Report

Data File: 1AE30018.D  
Inj. Date and Time: 30-MAY-2013 18:13  
Instrument ID: BSMA5973.i  
Client ID:  
Compound: 26 Dibenzo(a,h)anthracene  
CAS #: 53-70-3  
Report Date: 06/03/2013

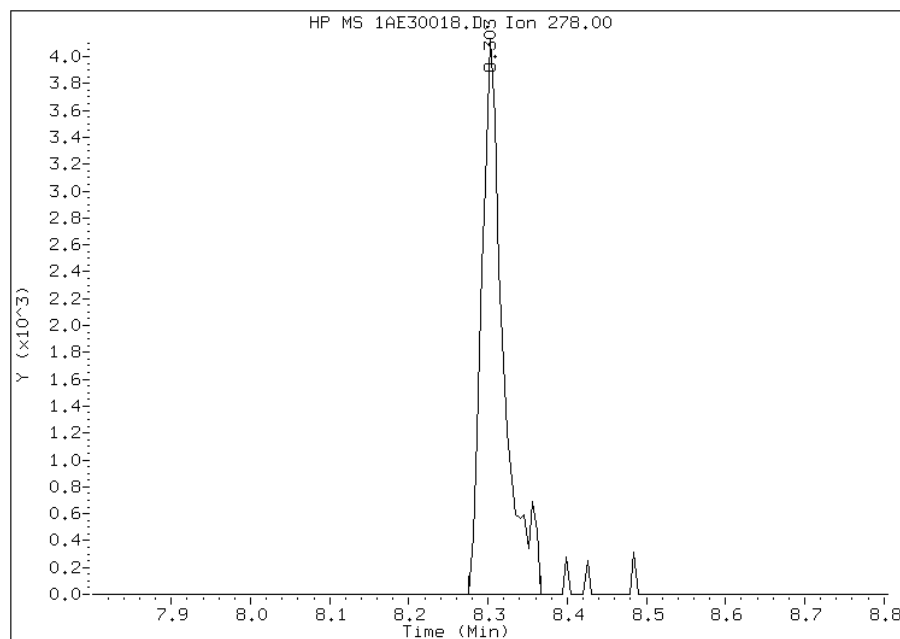
## Processing Integration Results

RT: 8.30  
Response: 7096  
Amount: 1  
Conc: 1



## Manual Integration Results

RT: 8.30  
Response: 7761  
Amount: 1  
Conc: 1



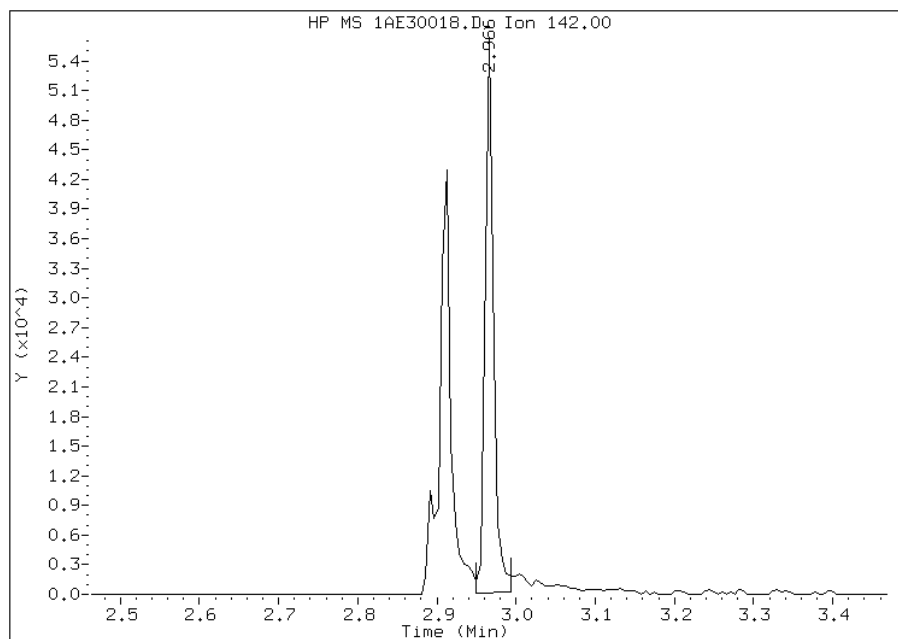
Manually Integrated By: cantins  
Modification Date: 03-Jun-2013 10:46  
Manual Integration Reason: Baseline Event

# Manual Integration Report

Data File: 1AE30018.D  
Inj. Date and Time: 30-MAY-2013 18:13  
Instrument ID: BSMA5973.i  
Client ID:  
Compound: 4 1-Methylnaphthalene  
CAS #: 90-12-0  
Report Date: 06/03/2013

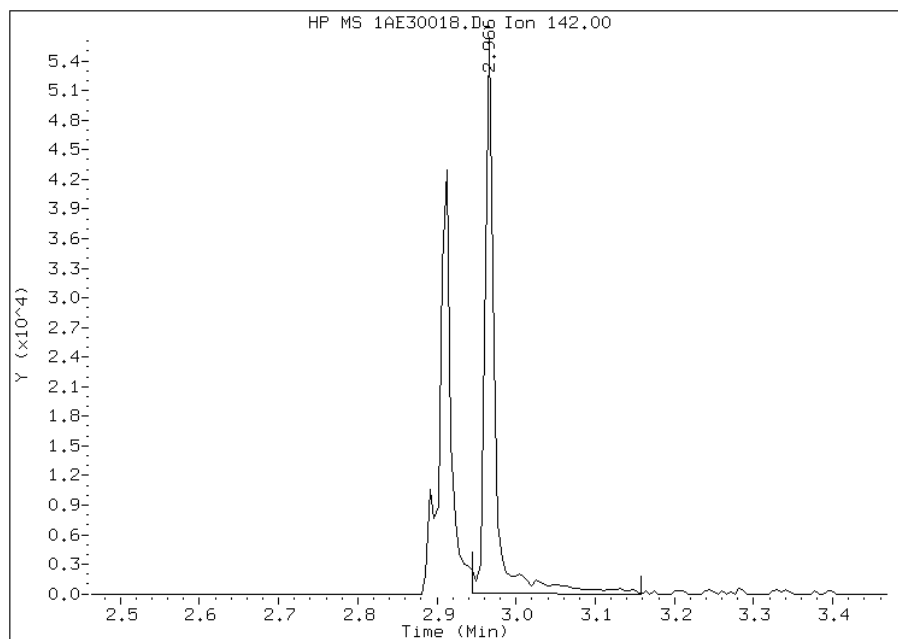
## Processing Integration Results

RT: 2.97  
Response: 39722  
Amount: 4  
Conc: 4



## Manual Integration Results

RT: 2.97  
Response: 47839  
Amount: 4  
Conc: 5



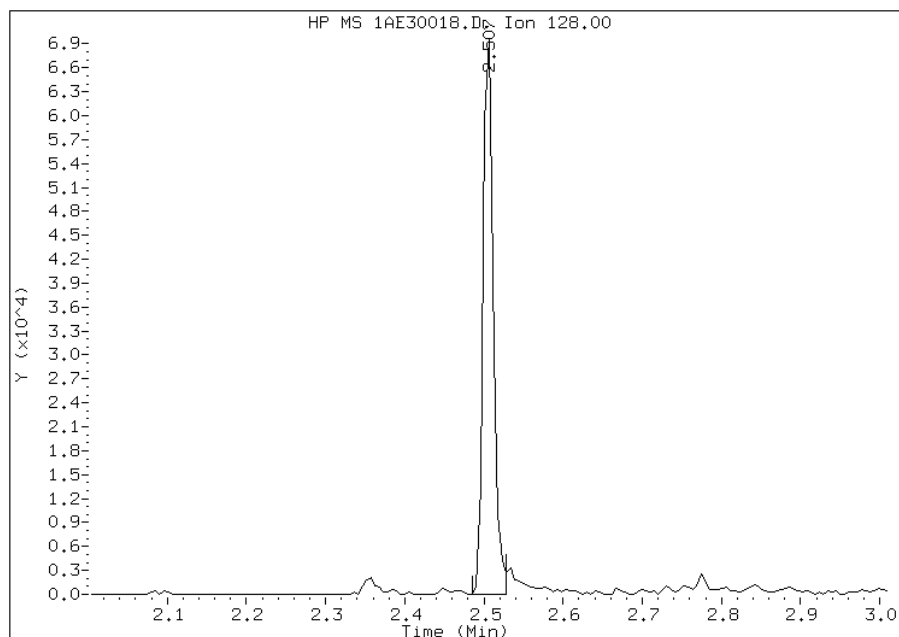
Manually Integrated By: cantins  
Modification Date: 03-Jun-2013 10:46  
Manual Integration Reason: Baseline Event

# Manual Integration Report

Data File: 1AE30018.D  
Inj. Date and Time: 30-MAY-2013 18:13  
Instrument ID: BSMA5973.i  
Client ID:  
Compound: 2 Naphthalene  
CAS #: 91-20-3  
Report Date: 06/03/2013

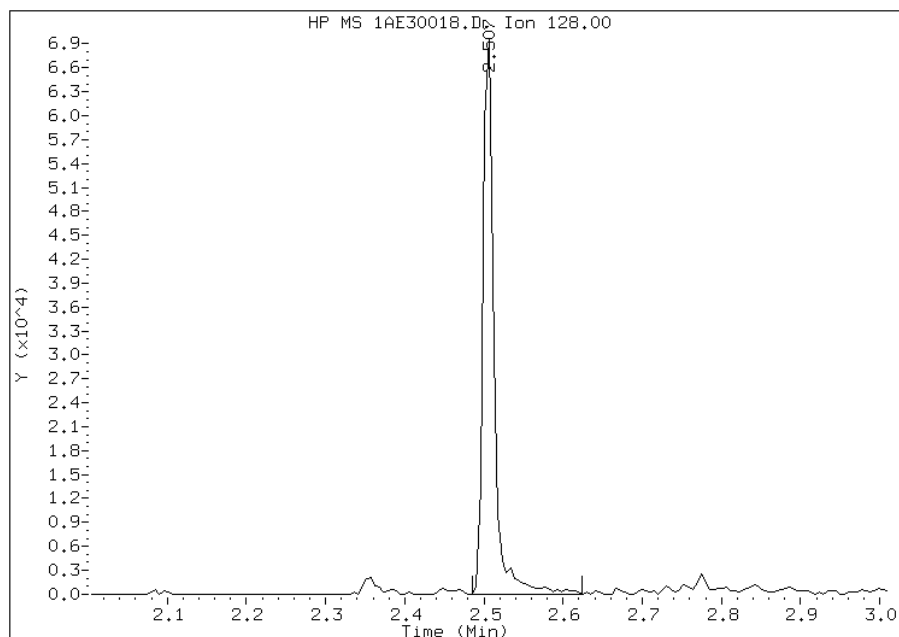
## Processing Integration Results

RT: 2.51  
Response: 61155  
Amount: 4  
Conc: 4



## Manual Integration Results

RT: 2.51  
Response: 66532  
Amount: 4  
Conc: 5



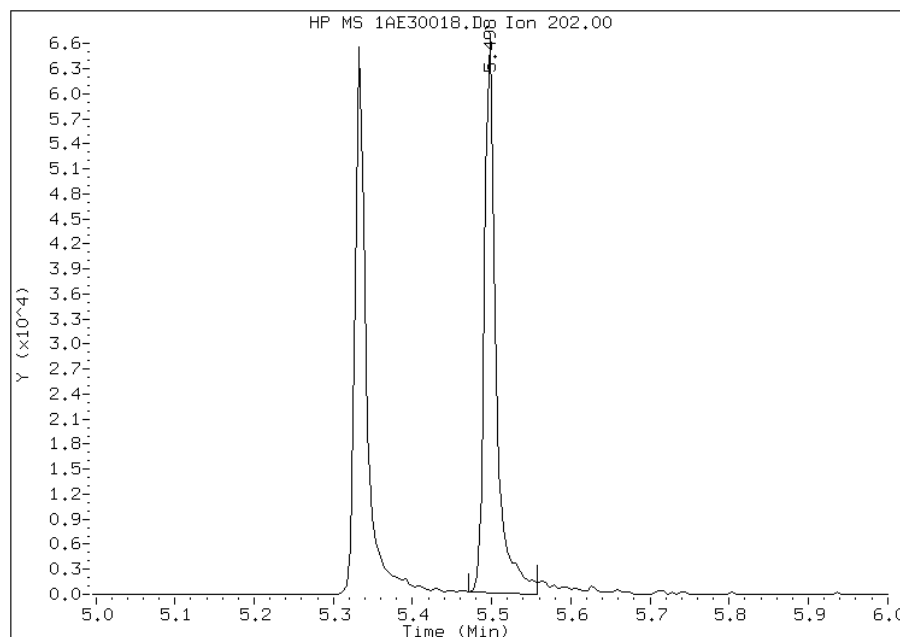
Manually Integrated By: cantins  
Modification Date: 03-Jun-2013 10:45  
Manual Integration Reason: Baseline Event

# Manual Integration Report

Data File: 1AE30018.D  
Inj. Date and Time: 30-MAY-2013 18:13  
Instrument ID: BSMA5973.i  
Client ID:  
Compound: 17 Pyrene  
CAS #: 129-00-0  
Report Date: 06/03/2013

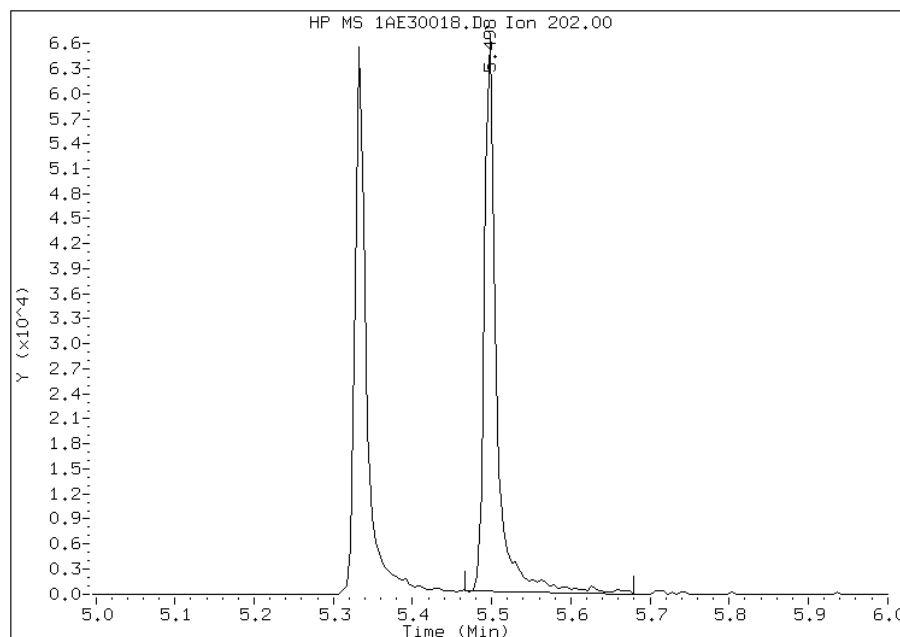
## Processing Integration Results

RT: 5.50  
Response: 66449  
Amount: 5  
Conc: 5



## Manual Integration Results

RT: 5.50  
Response: 70219  
Amount: 5  
Conc: 5



Manually Integrated By: cantins  
Modification Date: 03-Jun-2013 10:46  
Manual Integration Reason: Baseline Event

FORM I  
GC/MS SEMI VOA ORGANICS ANALYSIS DATA SHEET

Lab Name: TestAmerica Tampa Job No.: 680-90622-1  
 SDG No.: 68090622-1  
 Client Sample ID: CV0626B-CS MS Lab Sample ID: 680-90622-13 MS  
 Matrix: Solid Lab File ID: 1DF03012.D  
 Analysis Method: 8270C LL Date Collected: 05/20/2013 14:45  
 Extract. Method: 3546 Date Extracted: 05/30/2013 11:37  
 Sample wt/vol: 15.09(g) Date Analyzed: 06/03/2013 16:33  
 Con. Extract Vol.: 1(mL) Dilution Factor: 1  
 Injection Volume: 1(uL) Level: (low/med) Low  
 % Moisture: 20.9 GPC Cleanup: (Y/N) N  
 Analysis Batch No.: 138011 Units: ug/Kg

CAS NO.	COMPOUND NAME	RESULT	Q	RL	MDL
83-32-9	Acenaphthene	607		130	25
208-96-8	Acenaphthylene	684		50	6.3
120-12-7	Anthracene	702		11	5.3
56-55-3	Benzo[a]anthracene	747		10	4.9
50-32-8	Benzo[a]pyrene	706		13	6.5
205-99-2	Benzo[b]fluoranthene	931		15	7.7
191-24-2	Benzo[g,h,i]perylene	679		25	5.5
207-08-9	Benzo[k]fluoranthene	682		10	4.5
218-01-9	Chrysene	885		11	5.7
53-70-3	Dibenz(a,h)anthracene	604		25	5.2
206-44-0	Fluoranthene	912		25	5.0
86-73-7	Fluorene	658		25	5.2
193-39-5	Indeno[1,2,3-cd]pyrene	632		25	8.9
90-12-0	1-Methylnaphthalene	718		50	5.5
91-57-6	2-Methylnaphthalene	792		50	8.9
91-20-3	Naphthalene	691		50	5.5
85-01-8	Phenanthrene	913		10	4.9
129-00-0	Pyrene	917		25	4.7

CAS NO.	SURROGATE	%REC	Q	LIMITS
84-15-1	o-Terphenyl	68		30-130



TestAmerica Laboratories

Semivolatiles 8270 low level PAH

Data file : \\tam-chemsvr\chem\SM\BSMSD.i\1D060313.b\1DF03012.D  
 Lab Smp Id: 680-90622-a-13-e ms  
 Inj Date : 03-JUN-2013 16:33  
 Operator : SCC Inst ID: BSMSD.i  
 Smp Info : 680-90622-a-13-e ms  
 Misc Info :  
 Comment :  
 Method : \\tam-chemsvr\chem\SM\BSMSD.i\1D060313.b\dFASTPAHi.m  
 Meth Date : 03-Jun-2013 11:25 cantins Quant Type: ISTD  
 Cal Date : 23-MAY-2013 15:19 Cal File: 1DE23009.D  
 Als bottle: 12 QC Sample: MS  
 Dil Factor: 1.00000  
 Integrator: HP RTE Compound Sublist: pah.sub  
 Target Version: 4.14  
 Processing Host: TAM1000

Concentration Formula:

$$\text{Amt} * \text{DF} * 1/\text{Vi} * \text{Vt}/\text{Ws} * 100/(100 - \text{M}) * \text{A} * \text{B} * \text{C} * \text{D} * \text{GPC} * \text{CpndVariable}$$

Name	Value	Description
DF	1.000	Dilution Factor
Vi	1.000	Injection Volume
Vt	1.000	Final Volume
Ws	15.090	Weight Extracted
M	0.00000	% Moisture
A	1000.000	uL to mL conversion
B	1000.000	g to kg conversion
C	0.00100	ng to ug conversion
D	1.000	ug to mg conversion(value = 1 if no conv)
GPC	1.000	GPC FACTOR
Cpnd Variable		Local Compound Variable

Compounds	QUANT	SIG	CONCENTRATIONS				
			ON-COLUMN	FINAL			
	MASS	RT	EXP RT	REL RT	RESPONSE	( ug/l)	(ug/Kg)
* 1 Naphthalene-d8	136	6.274	6.278	(1.000)	3392399	40.0000	
* 7 Acenaphthene-d10	164	7.943	7.946	(1.000)	1869020	40.0000	
* 11 Phenanthrene-d10	188	9.200	9.204	(1.000)	2917901	40.0000	
\$ 15 o-Terphenyl	230	9.512	9.509	(1.034)	291860	6.82745	450
* 19 Chrysene-d12	240	11.568	11.566	(1.000)	2556463	40.0000	
* 24 Perylene-d12	264	13.478	13.469	(1.000)	2888175	40.0000	
2 Naphthalene	128	6.298	6.295	(1.004)	689808	8.24554	550
3 2-Methylnaphthalene	142	6.997	6.995	(1.115)	503438	9.45130	630
4 1-Methylnaphthalene	142	7.085	7.089	(1.129)	470140	8.57333	570
5 1,1'-Biphenyl	154	7.432	7.429	(0.936)	24648	0.39033	26(R)
6 Acenaphthylene	152	7.814	7.817	(0.984)	632511	8.16224	540
8 Acenaphthene	154	7.972	7.970	(1.004)	356073	7.24331	480
9 Dibenzofuran	168	8.119	8.117	(1.022)	559761	8.25816	550
10 Fluorene	166	8.413	8.411	(1.059)	436494	7.84761	520

Compounds	QUANT SIG	RT	EXP RT	REL RT	RESPONSE	CONCENTRATIONS	
						ON-COLUMN ( ug/l)	FINAL (ug/Kg)
12 Phenanthrene	178	9.218	9.221 (1.002)	861329	10.8993	720	
13 Anthracene	178	9.259	9.263 (1.006)	642110	8.37418	550	
16 Fluoranthene	202	10.199	10.203 (1.109)	879442	10.8779	720	
17 Pyrene	202	10.393	10.391 (0.898)	819308	10.9464	720	
18 Benzo(a)anthracene	228	11.550	11.548 (0.998)	676062	8.91076	590	
20 Chrysene	228	11.592	11.595 (1.002)	721523	10.5610	700	
21 Benzo(b)fluoranthene	252	12.914	12.911 (0.958)	803749	11.1084	740	
22 Benzo(k)fluoranthene	252	12.949	12.946 (0.961)	616651	8.13842	540	
23 Benzo(a)pyrene	252	13.378	13.375 (0.993)	596801	8.43004	560	
25 Indeno(1,2,3-cd)pyrene	276	15.129	15.120 (1.122)	554610	7.53577	500(M)	
26 Dibenzo(a,h)anthracene	278	15.164	15.162 (1.125)	492745	7.21041	480	
27 Benzo(g,h,i)perylene	276	15.604	15.602 (1.158)	531327	8.10196	540	

QC Flag Legend

- R - Spike/Surrogate failed recovery limits.
- M - Compound response manually integrated.

Data File: 1DF03012.D

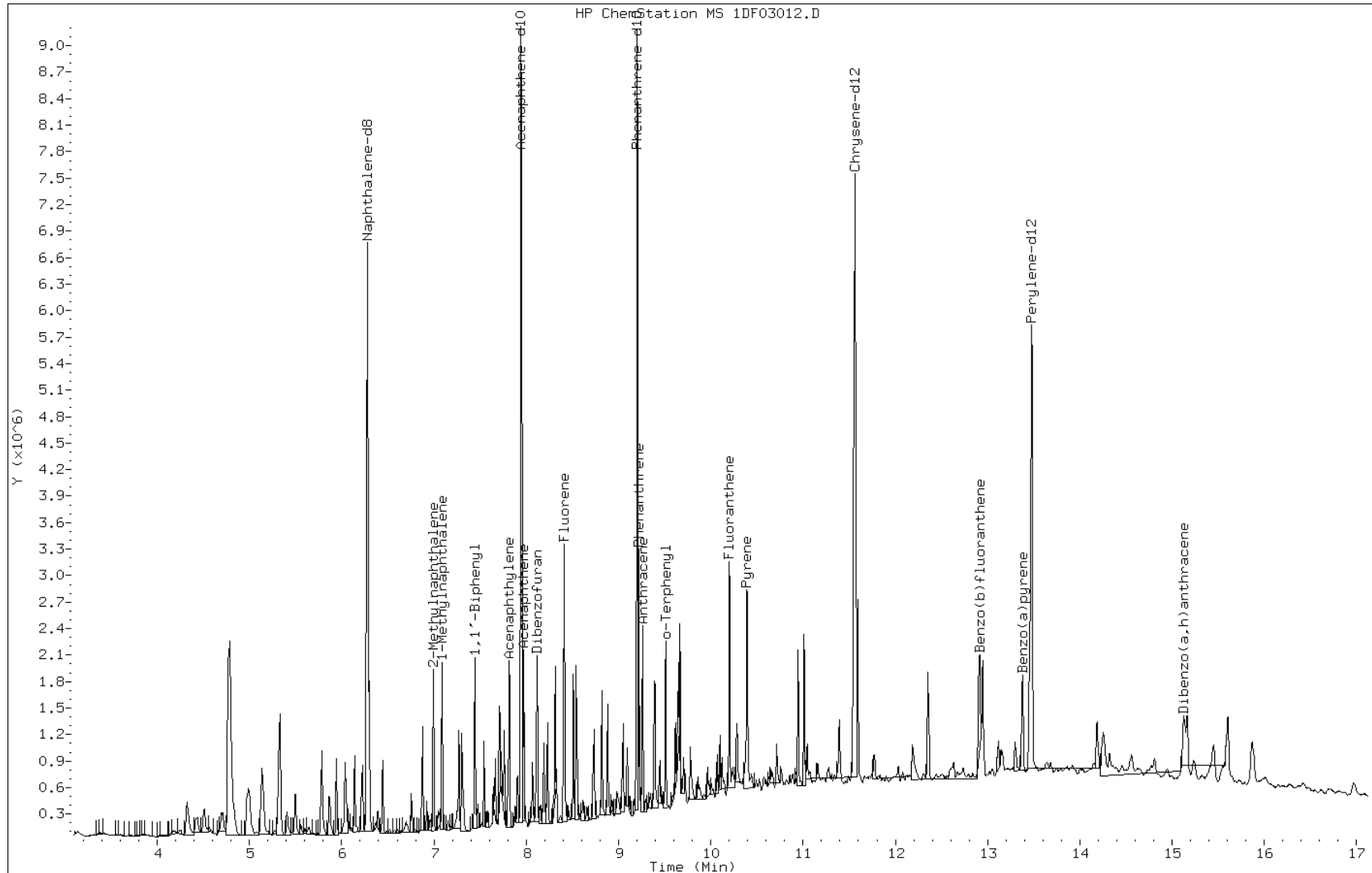
Date: 03-JUN-2013 16:33

Client ID:

Instrument: BSMSD.i

Sample Info: 680-90622-a-13-e.ms

Operator: SCC

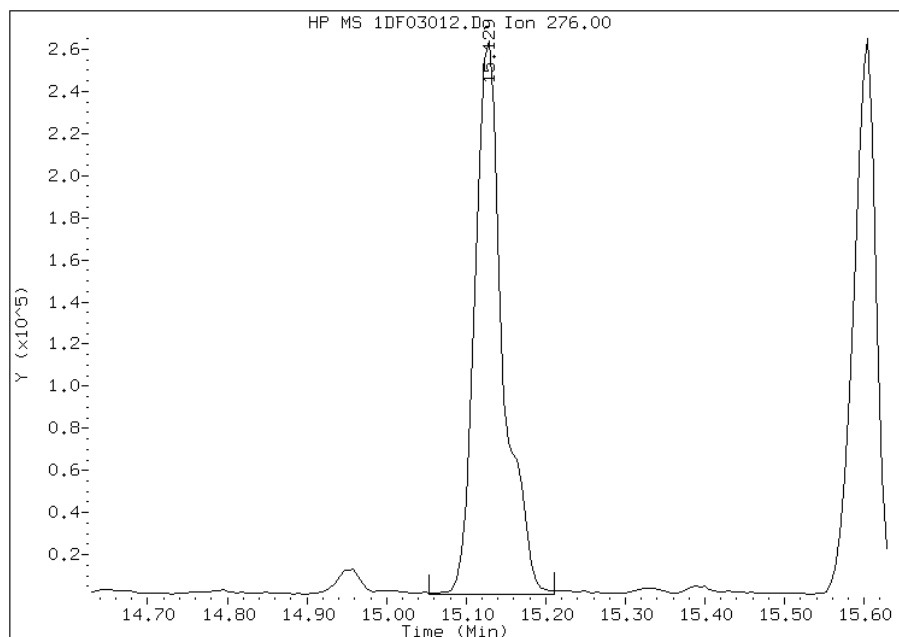


# Manual Integration Report

Data File: 1DF03012.D  
Inj. Date and Time: 03-JUN-2013 16:33  
Instrument ID: BSMSD.i  
Client ID:  
Compound: 25 Indeno(1,2,3-cd)pyrene  
CAS #: 193-39-5  
Report Date: 06/03/2013

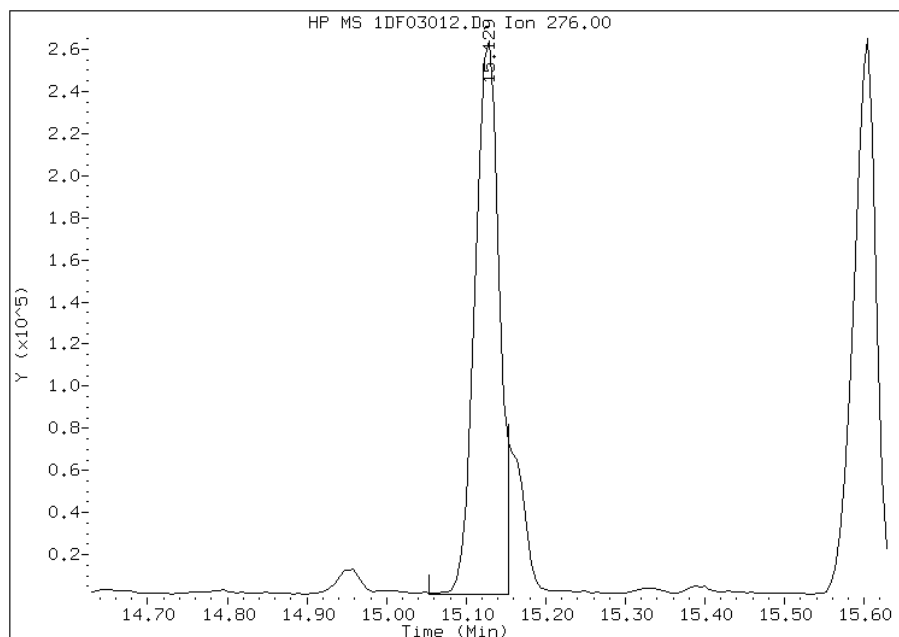
## Processing Integration Results

RT: 15.13  
Response: 640419  
Amount: 9  
Conc: 575



## Manual Integration Results

RT: 15.13  
Response: 554610  
Amount: 8  
Conc: 499



Manually Integrated By: cantins  
Modification Date: 03-Jun-2013 17:08  
Manual Integration Reason: Split Peak

FORM I  
GC/MS SEMI VOA ORGANICS ANALYSIS DATA SHEET

Lab Name: TestAmerica Tampa Job No.: 680-90622-1  
 SDG No.: 68090622-1  
 Client Sample ID: CV0626B-CS MS Lab Sample ID: 680-90622-13 MS  
 Matrix: Solid Lab File ID: 1CE29029.D  
 Analysis Method: 8270C LL Date Collected: 05/20/2013 14:45  
 Extract. Method: 3546 Date Extracted: 05/24/2013 06:38  
 Sample wt/vol: 15.04(g) Date Analyzed: 05/29/2013 22:04  
 Con. Extract Vol.: 1(mL) Dilution Factor: 4  
 Injection Volume: 1(uL) Level: (low/med) Low  
 % Moisture: 20.9 GPC Cleanup: (Y/N) N  
 Analysis Batch No.: 137885 Units: ug/Kg

CAS NO.	COMPOUND NAME	RESULT	Q	RL	MDL
83-32-9	Acenaphthene	529		500	100
208-96-8	Acenaphthylene	632		200	25
120-12-7	Anthracene	628		42	21
56-55-3	Benzo[a]anthracene	917		40	20
50-32-8	Benzo[a]pyrene	792		52	26
205-99-2	Benzo[b]fluoranthene	1070		62	31
191-24-2	Benzo[g,h,i]perylene	808		100	22
207-08-9	Benzo[k]fluoranthene	822		40	18
218-01-9	Chrysene	960		45	23
53-70-3	Dibenz(a,h)anthracene	700		100	21
206-44-0	Fluoranthene	998		100	20
86-73-7	Fluorene	503		100	21
193-39-5	Indeno[1,2,3-cd]pyrene	733		100	36
90-12-0	1-Methylnaphthalene	826		200	22
91-57-6	2-Methylnaphthalene	890		200	36
91-20-3	Naphthalene	642		200	22
85-01-8	Phenanthrene	861		40	20
129-00-0	Pyrene	1120		100	19

CAS NO.	SURROGATE	%REC	Q	LIMITS
84-15-1	o-Terphenyl	59		30-130

TestAmerica Laboratories

Semivolatiles 8270C low level PAH

Data file : \\tam-chemsvr\chem\SM\BSMC5973.i\1C052913.b\1CE29029.D  
 Lab Smp Id: 680-90622-a-13-b ms  
 Inj Date : 29-MAY-2013 22:04  
 Operator : SCC Inst ID: BSMC5973.i  
 Smp Info : 680-90622-a-13-b ms  
 Misc Info : 4.0  
 Comment :  
 Method : \\tam-chemsvr\chem\SM\BSMC5973.i\1C052913.b\a-bFASTPAHi-m.m  
 Meth Date : 30-May-2013 11:17 cantins Quant Type: ISTD  
 Cal Date : 22-MAY-2013 18:05 Cal File: 1CE22020.D  
 Als bottle: 27 QC Sample: MS  
 Dil Factor: 4.00000  
 Integrator: HP RTE Compound Sublist: pah.sub  
 Target Version: 4.14  
 Processing Host: TAM1000

Concentration Formula:

$$\text{Amt} * \text{DF} * 1/\text{Vi} * \text{Vt}/\text{Ws} * 100/(100 - \text{M}) * \text{A} * \text{B} * \text{C} * \text{D} * \text{GPC} * \text{CpndVariable}$$

Name	Value	Description
DF	4.000	Dilution Factor
Vi	1.000	Injection Volume
Vt	1.000	Final Volume
Ws	15.040	Weight Extracted
M	0.00000	% Moisture
A	1000.000	uL to mL conversion
B	1000.000	g to kg conversion
C	0.00100	ng to ug conversion
D	1.000	ug to mg conversion(value = 1 if no conv)
GPC	1.000	GPC FACTOR
Cpnd Variable		Local Compound Variable

Compounds	QUANT	SIG	MASS	RT	EXP RT	REL RT	RESPONSE	CONCENTRATIONS	
								ON-COLUMN	FINAL
								(ug/ml)	(ug/Kg)
* 1 Naphthalene-d8	136		4.051	4.051	(1.000)	3589702	40.0000		
* 6 Acenaphthene-d10	164		5.139	5.140	(1.000)	2351342	40.0000		
* 10 Phenanthrene-d10	188		6.110	6.110	(1.000)	3867987	40.0000		
\$ 14 o-Terphenyl	230		6.362	6.363	(1.041)	89510	1.48556	395.0956	
* 18 Chrysene-d12	240		8.074	8.086	(1.000)	3785019	40.0000		
* 23 Perylene-d12	264		9.421	9.433	(1.000)	3693863	40.0000		
2 Naphthalene	128		4.069	4.062	(1.004)	193355	1.90872	507.6377	
3 2-Methylnaphthalene	142		4.492	4.493	(1.109)	148752	2.64737	704.0879	
4 1-Methylnaphthalene	142		4.551	4.551	(1.123)	135724	2.45511	652.9553	
5 Acenaphthylene	152		5.051	5.051	(0.983)	169461	1.87997	499.9920	
7 Acenaphthene	154		5.163	5.163	(1.005)	88941	1.57343	418.4662	
9 Fluorene	166		5.486	5.487	(1.068)	107863	1.49548	397.7352	
11 Phenanthrene	178		6.127	6.128	(1.003)	292667	2.56104	681.1274	
12 Anthracene	178		6.162	6.163	(1.009)	197803	1.86835	496.9028	

Compounds	QUANT SIG	RT	EXP RT	REL RT	RESPONSE	CONCENTRATIONS	
						ON-COLUMN (ug/ml)	FINAL (ug/Kg)
13 Carbazole	167	6.262	6.263	(1.025)	169182	1.82581	485.5887
15 Fluoranthene	202	6.980	6.981	(1.142)	346419	2.96575	788.7646
16 Pyrene	202	7.151	7.151	(0.886)	340305	3.32956	885.5203(R)
17 Benzo(a)anthracene	228	8.068	8.081	(0.999)	284609	2.72692	725.2458
19 Chrysene	228	8.098	8.109	(1.003)	299923	2.85419	759.0926
20 Benzo(b)fluoranthene	252	9.009	9.028	(0.956)	288401	3.17775	845.1463
21 Benzo(k)fluoranthene	252	9.033	9.051	(0.959)	247758	2.44421	650.0564
22 Benzo(a)pyrene	252	9.356	9.369	(0.993)	209337	2.35618	626.6429
24 Indeno(1,2,3-cd)pyrene	276	10.809	10.827	(1.147)	199646	2.17926	579.5899(M)
25 Dibenzo(a,h)anthracene	278	10.827	10.850	(1.149)	164143	2.08192	553.7033
26 Benzo(g,h,i)perylene	276	11.233	11.256	(1.192)	206104	2.40175	638.7626(M)

QC Flag Legend

- R - Spike/Surrogate failed recovery limits.
- M - Compound response manually integrated.

Data File: 1CE29029.D

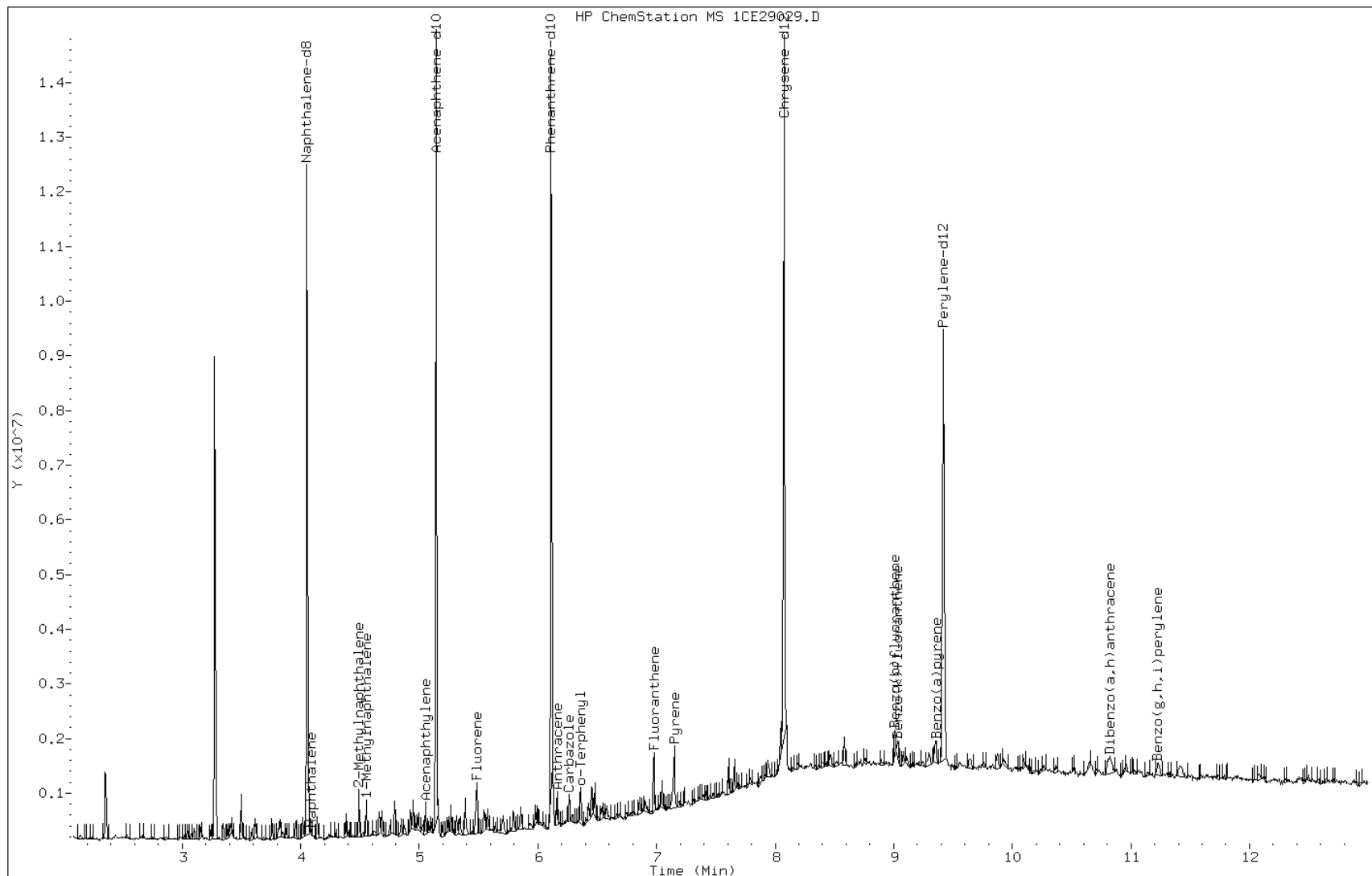
Date: 29-MAY-2013 22:04

Client ID:

Instrument: BSMC5973.i

Sample Info: 680-90622-a-13-b ms

Operator: SCC



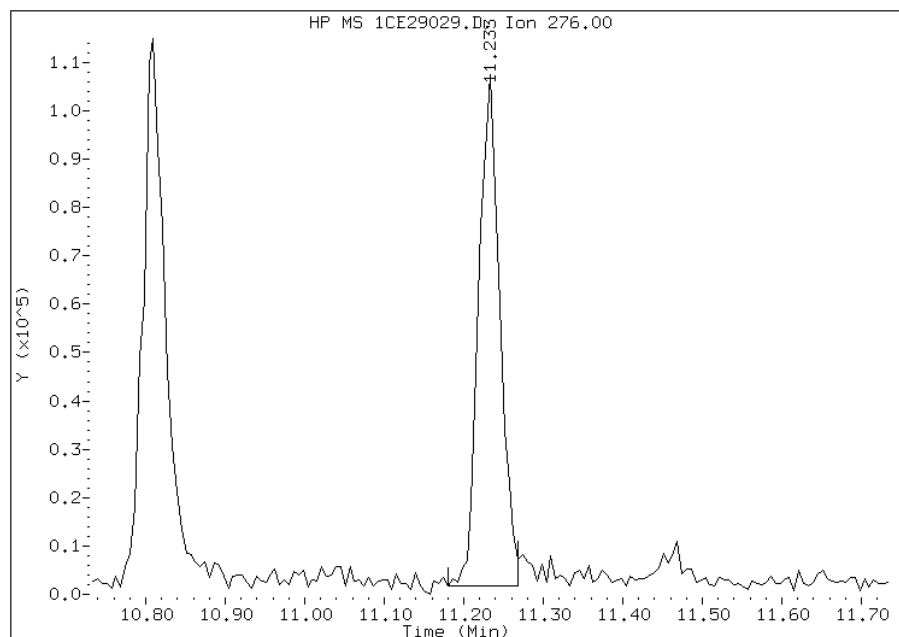


# Manual Integration Report

Data File: 1CE29029.D  
Inj. Date and Time: 29-MAY-2013 22:04  
Instrument ID: BSMC5973.i  
Client ID:  
Compound: 26 Benzo(g,h,i)perylene  
CAS #: 191-24-2  
Report Date: 05/30/2013

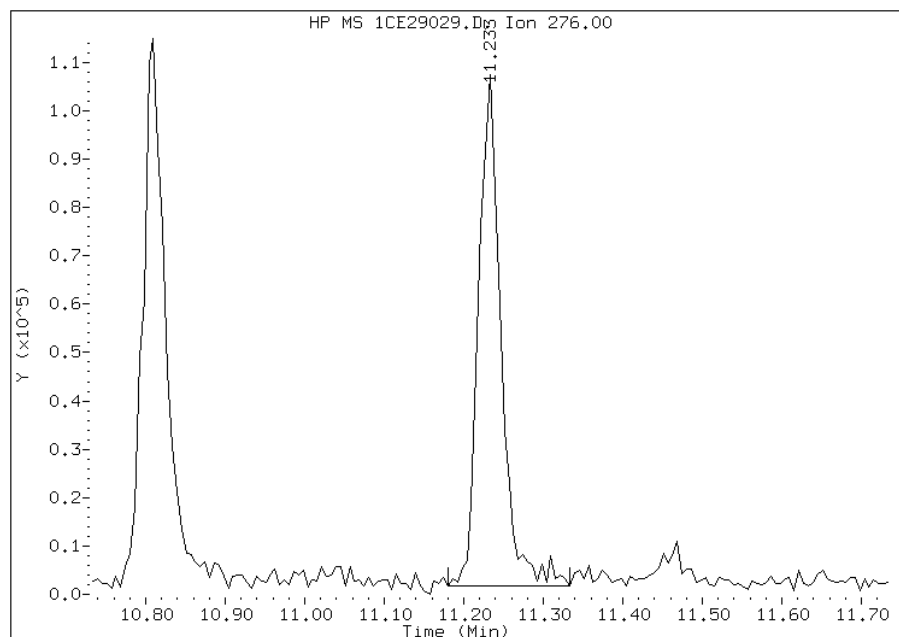
## Processing Integration Results

RT: 11.23  
Response: 194526  
Amount: 2  
Conc: 603



## Manual Integration Results

RT: 11.23  
Response: 206104  
Amount: 2  
Conc: 639



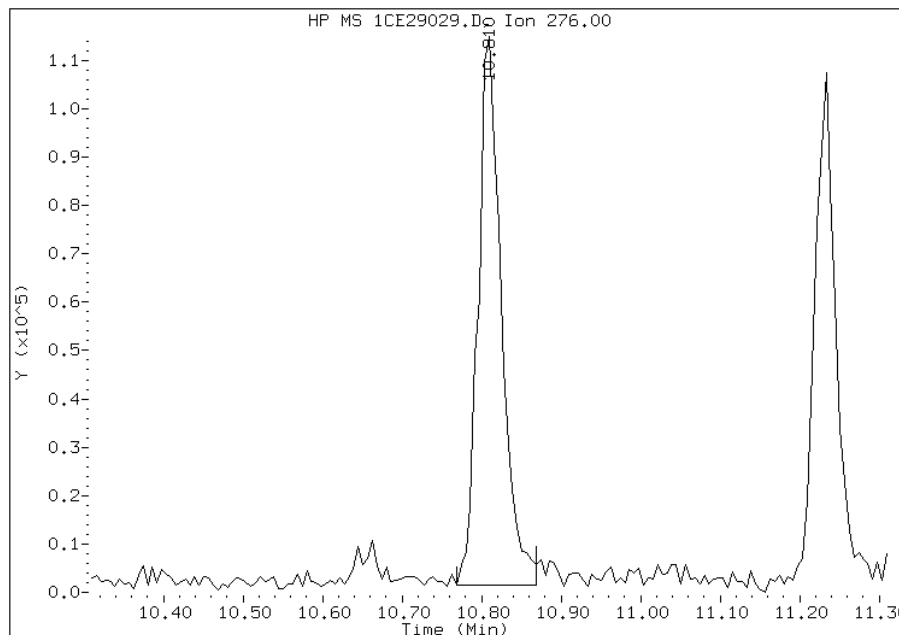
Manually Integrated By: cantins  
Modification Date: 30-May-2013 14:25  
Manual Integration Reason: Baseline Event

# Manual Integration Report

Data File: 1CE29029.D  
Inj. Date and Time: 29-MAY-2013 22:04  
Instrument ID: BSMC5973.i  
Client ID:  
Compound: 24 Indeno(1,2,3-cd)pyrene  
CAS #: 193-39-5  
Report Date: 05/30/2013

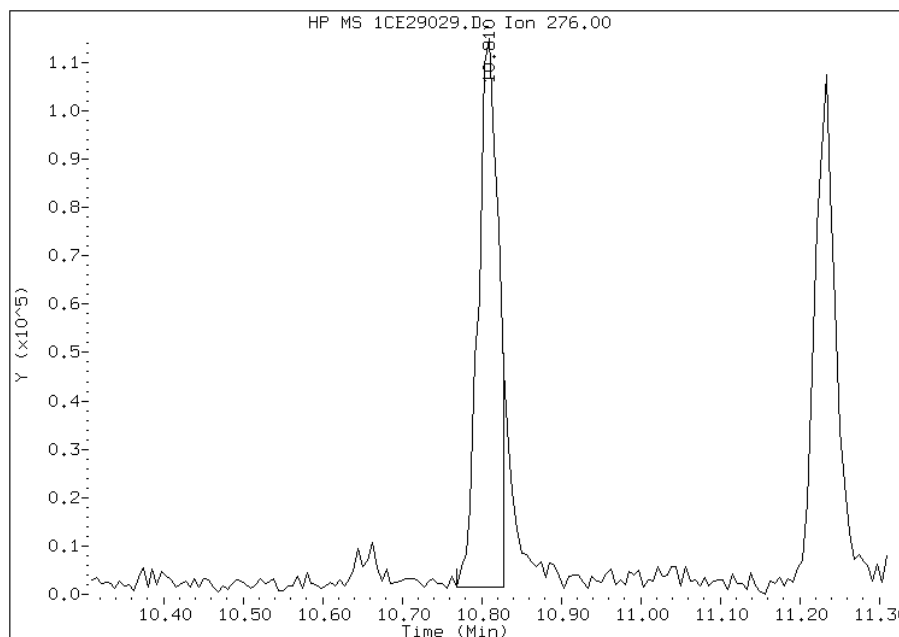
## Processing Integration Results

RT: 10.81  
Response: 229134  
Amount: 2  
Conc: 659



## Manual Integration Results

RT: 10.81  
Response: 199646  
Amount: 2  
Conc: 580



Manually Integrated By: cantins  
Modification Date: 30-May-2013 14:26  
Manual Integration Reason: Split Peak

FORM I  
GC/MS SEMI VOA ORGANICS ANALYSIS DATA SHEET

Lab Name: TestAmerica Tampa Job No.: 680-90622-1  
 SDG No.: 68090622-1  
 Client Sample ID: \_\_\_\_\_ Lab Sample ID: 680-90622-A-24-C MSD  
 Matrix: Solid Lab File ID: 1DE29018.D  
 Analysis Method: 8270C LL Date Collected: \_\_\_\_\_  
 Extract. Method: 3546 Date Extracted: 05/24/2013 12:33  
 Sample wt/vol: 14.94 (g) Date Analyzed: 05/29/2013 20:48  
 Con. Extract Vol.: 1 (mL) Dilution Factor: 1  
 Injection Volume: 1 (uL) Level: (low/med) Low  
 % Moisture: 25.8 GPC Cleanup: (Y/N) N  
 Analysis Batch No.: 137911 Units: ug/Kg

CAS NO.	COMPOUND NAME	RESULT	Q	RL	MDL
83-32-9	Acenaphthene	686		140	27
208-96-8	Acenaphthylene	728		54	6.8
120-12-7	Anthracene	761		11	5.7
56-55-3	Benzo[a]anthracene	931		11	5.3
50-32-8	Benzo[a]pyrene	813		14	7.0
205-99-2	Benzo[b]fluoranthene	1100		17	8.3
191-24-2	Benzo[g,h,i]perylene	679		27	6.0
207-08-9	Benzo[k]fluoranthene	805		11	4.9
218-01-9	Chrysene	1200		12	6.1
53-70-3	Dibenz(a,h)anthracene	663		27	5.6
206-44-0	Fluoranthene	998		27	5.4
86-73-7	Fluorene	737		27	5.6
193-39-5	Indeno[1,2,3-cd]pyrene	689		27	9.6
90-12-0	1-Methylnaphthalene	928		54	6.0
91-57-6	2-Methylnaphthalene	1290		54	9.6
91-20-3	Naphthalene	1300		54	6.0
85-01-8	Phenanthrene	1130		11	5.3
129-00-0	Pyrene	991		27	5.0

CAS NO.	SURROGATE	%REC	Q	LIMITS
84-15-1	o-Terphenyl	69		30-130

TestAmerica Laboratories

Semivolatiles 8270 low level PAH

Data file : \\tam-chemsvr\chem\SM\BSMSD.i\1D052913.b\1DE29018.D  
 Lab Smp Id: 680-90622-a-24-c ms  
 Inj Date : 29-MAY-2013 20:48  
 Operator : SCC Inst ID: BSMSD.i  
 Smp Info : 680-90622-a-24-c msd  
 Misc Info :  
 Comment :  
 Method : \\tam-chemsvr\chem\SM\BSMSD.i\1D052913.b\dFASTPAHi.m  
 Meth Date : 29-May-2013 17:42 cantins Quant Type: ISTD  
 Cal Date : 23-MAY-2013 15:19 Cal File: 1DE23009.D  
 Als bottle: 18 QC Sample: MSD  
 Dil Factor: 1.00000  
 Integrator: HP RTE Compound Sublist: pah.sub  
 Target Version: 4.14  
 Processing Host: TAM1000

Concentration Formula:

$$\text{Amt} * \text{DF} * 1/\text{Vi} * \text{Vt}/\text{Ws} * 100/(100 - \text{M}) * \text{A} * \text{B} * \text{C} * \text{D} * \text{GPC} * \text{CpndVariable}$$

Name	Value	Description
DF	1.000	Dilution Factor
Vi	1.000	Injection Volume
Vt	1.000	Final Volume
Ws	14.940	Weight Extracted
M	0.00000	% Moisture
A	1000.000	uL to mL conversion
B	1000.000	g to kg conversion
C	0.00100	ng to ug conversion
D	1.000	ug to mg conversion(value = 1 if no conv)
GPC	1.000	GPC FACTOR
Cpnd Variable		Local Compound Variable

Compounds	QUANT	SIG	RT	EXP RT	REL RT	RESPONSE	CONCENTRATIONS	
							ON-COLUMN ( ug/l)	FINAL (ug/Kg)
* 1 Naphthalene-d8	136		6.282	6.277	(1.000)	3931585	40.0000	
* 7 Acenaphthene-d10	164		7.951	7.945	(1.000)	2118029	40.0000	
* 11 Phenanthrene-d10	188		9.203	9.197	(1.000)	3266666	40.0000	
\$ 15 o-Terphenyl	230		9.514	9.508	(1.034)	328477	6.86364	460
* 19 Chrysene-d12	240		11.570	11.559	(1.000)	2907170	40.0000	
* 24 Perylene-d12	264		13.486	13.456	(1.000)	3216693	40.0000	
2 Naphthalene	128		6.300	6.294	(1.003)	1395133	14.3895	960(R)
3 2-Methylnaphthalene	142		6.999	6.993	(1.114)	880510	14.2633	950(R)
4 1-Methylnaphthalene	142		7.087	7.087	(1.128)	653452	10.2819	690
5 1,1'-Biphenyl	154		7.434	7.428	(0.935)	88734	1.24002	83(R)
6 Acenaphthylene	152		7.822	7.816	(0.984)	708211	8.06466	540
8 Acenaphthene	154		7.975	7.969	(1.003)	423657	7.60492	510
9 Dibenzofuran	168		8.122	8.116	(1.021)	658369	8.57101	570
10 Fluorene	166		8.415	8.409	(1.058)	514583	8.16388	550

Compounds	QUANT SIG	RT	EXP RT	REL RT	RESPONSE	CONCENTRATIONS	
						ON-COLUMN ( ug/l)	FINAL (ug/Kg)
12 Phenanthrene	178	9.226	9.214	(1.003)	1111587	12.5643	840
13 Anthracene	178	9.261	9.255	(1.006)	724100	8.43524	560
16 Fluoranthene	202	10.201	10.195	(1.109)	1000257	11.0513	740
17 Pyrene	202	10.395	10.383	(0.898)	934390	10.9780	730
18 Benzo(a)anthracene	228	11.553	11.541	(0.998)	890269	10.3185	690
20 Chrysene	228	11.594	11.582	(1.002)	1035657	13.3303	890(R)
21 Benzo(b)fluoranthene	252	12.916	12.898	(0.958)	982952	12.1977	820
22 Benzo(k)fluoranthene	252	12.951	12.939	(0.960)	752126	8.91262	600
23 Benzo(a)pyrene	252	13.380	13.362	(0.992)	710568	9.00517	600
25 Indeno(1,2,3-cd)pyrene	276	15.137	15.101	(1.122)	625691	7.63141	510(M)
26 Dibenzo(a,h)anthracene	278	15.172	15.143	(1.125)	559433	7.34881	490
27 Benzo(g,h,i)perylene	276	15.613	15.577	(1.158)	549368	7.52152	500

QC Flag Legend

- R - Spike/Surrogate failed recovery limits.
- M - Compound response manually integrated.

Data File: 1DE29018.D

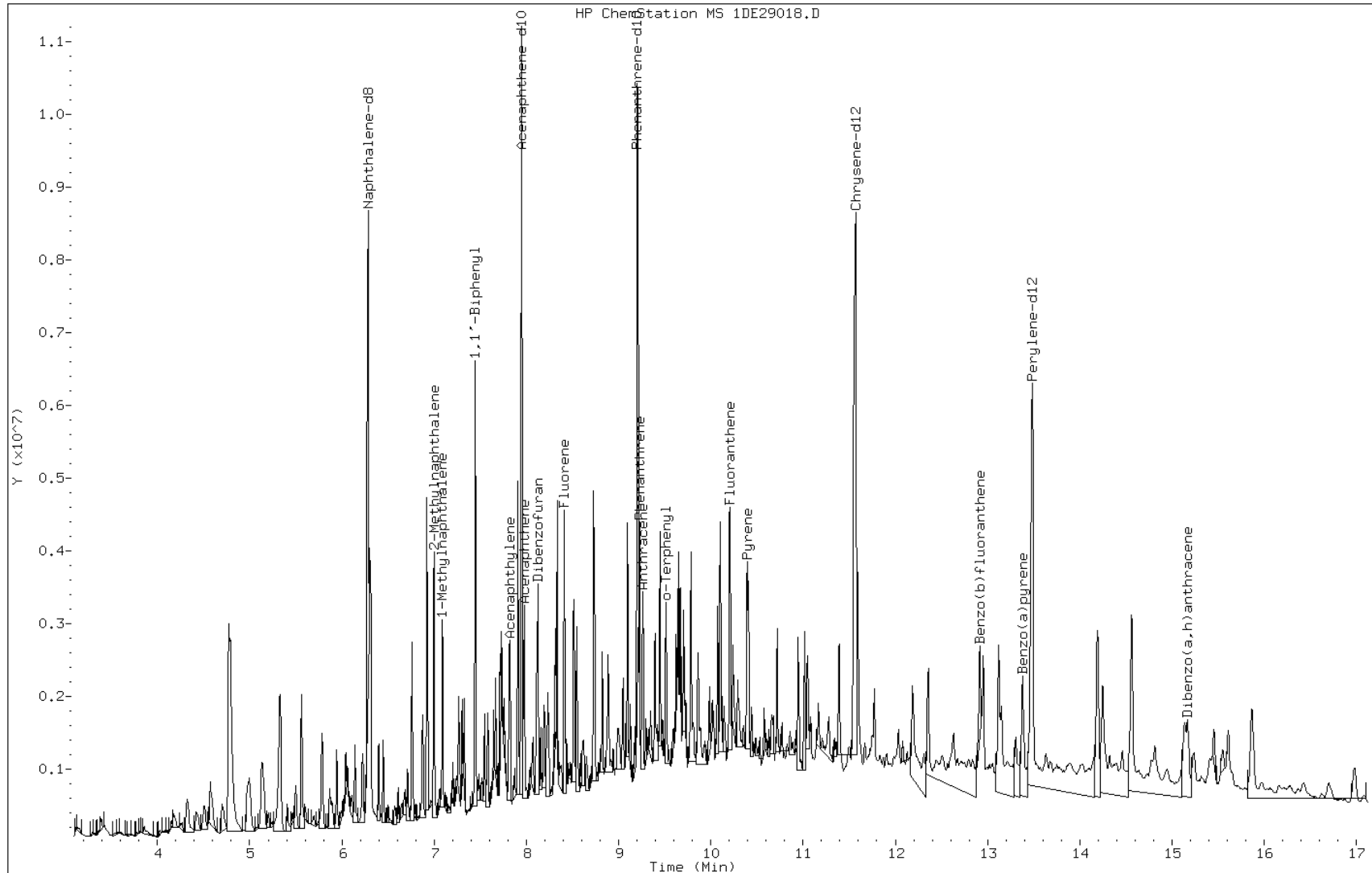
Date: 29-MAY-2013 20:48

Client ID:

Instrument: BSMSD.i

Sample Info: 680-90622-a-24-c msd

Operator: SCC

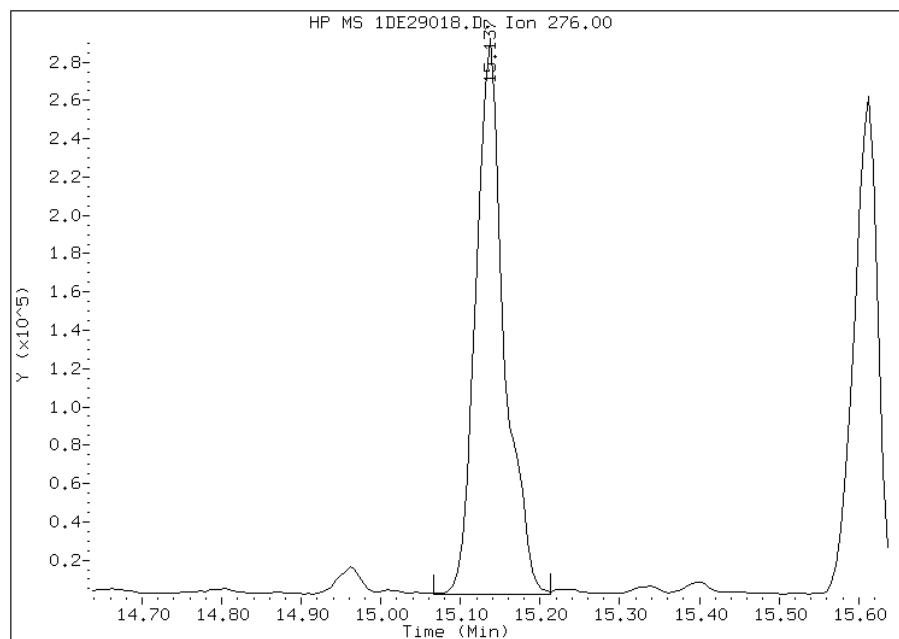


# Manual Integration Report

Data File: 1DE29018.D  
Inj. Date and Time: 29-MAY-2013 20:48  
Instrument ID: BSMMSD.i  
Client ID:  
Compound: 25 Indeno(1,2,3-cd)pyrene  
CAS #: 193-39-5  
Report Date: 05/30/2013

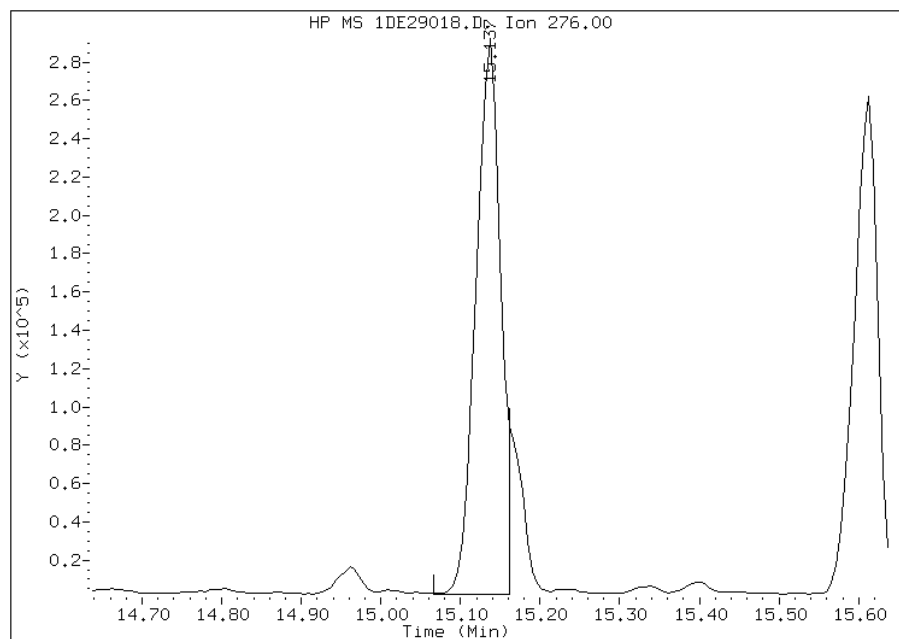
## Processing Integration Results

RT: 15.14  
Response: 715473  
Amount: 9  
Conc: 583



## Manual Integration Results

RT: 15.14  
Response: 625691  
Amount: 8  
Conc: 511



Manually Integrated By: cantins  
Modification Date: 30-May-2013 13:58  
Manual Integration Reason: Split Peak

FORM I  
GC/MS SEMI VOA ORGANICS ANALYSIS DATA SHEET

Lab Name: TestAmerica Tampa Job No.: 680-90622-1  
 SDG No.: 68090622-1  
 Client Sample ID: CV0626B-CS MSD Lab Sample ID: 680-90622-13 MSD  
 Matrix: Solid Lab File ID: 1DF03013.D  
 Analysis Method: 8270C LL Date Collected: 05/20/2013 14:45  
 Extract. Method: 3546 Date Extracted: 05/30/2013 11:37  
 Sample wt/vol: 14.95(g) Date Analyzed: 06/03/2013 16:56  
 Con. Extract Vol.: 1(mL) Dilution Factor: 1  
 Injection Volume: 1(uL) Level: (low/med) Low  
 % Moisture: 20.9 GPC Cleanup: (Y/N) N  
 Analysis Batch No.: 138011 Units: ug/Kg

CAS NO.	COMPOUND NAME	RESULT	Q	RL	MDL
83-32-9	Acenaphthene	591		130	25
208-96-8	Acenaphthylene	677		51	6.3
120-12-7	Anthracene	700		11	5.3
56-55-3	Benzo[a]anthracene	780		10	4.9
50-32-8	Benzo[a]pyrene	742		13	6.6
205-99-2	Benzo[b]fluoranthene	996		15	7.7
191-24-2	Benzo[g,h,i]perylene	671		25	5.6
207-08-9	Benzo[k]fluoranthene	708		10	4.6
218-01-9	Chrysene	908		11	5.7
53-70-3	Dibenz(a,h)anthracene	585		25	5.2
206-44-0	Fluoranthene	939		25	5.1
86-73-7	Fluorene	646		25	5.2
193-39-5	Indeno[1,2,3-cd]pyrene	652		25	9.0
90-12-0	1-Methylnaphthalene	689		51	5.6
91-57-6	2-Methylnaphthalene	779		51	9.0
91-20-3	Naphthalene	664		51	5.6
85-01-8	Phenanthrene	928		10	4.9
129-00-0	Pyrene	940		25	4.7

CAS NO.	SURROGATE	%REC	Q	LIMITS
84-15-1	o-Terphenyl	67		30-130



TestAmerica Laboratories

Semivolatiles 8270 low level PAH

Data file : \\tam-chemsvr\chem\SM\BSMSD.i\1D060313.b\1DF03013.D  
 Lab Smp Id: 680-90622-a-13-f ms  
 Inj Date : 03-JUN-2013 16:56  
 Operator : SCC Inst ID: BSMSD.i  
 Smp Info : 680-90622-a-13-f msd  
 Misc Info :  
 Comment :  
 Method : \\tam-chemsvr\chem\SM\BSMSD.i\1D060313.b\dFASTPAHi.m  
 Meth Date : 03-Jun-2013 11:25 cantins Quant Type: ISTD  
 Cal Date : 23-MAY-2013 15:19 Cal File: 1DE23009.D  
 Als bottle: 13 QC Sample: MSD  
 Dil Factor: 1.00000  
 Integrator: HP RTE Compound Sublist: pah.sub  
 Target Version: 4.14  
 Processing Host: TAM1000

Concentration Formula:

$$\text{Amt} * \text{DF} * 1/\text{Vi} * \text{Vt}/\text{Ws} * 100/(100 - \text{M}) * \text{A} * \text{B} * \text{C} * \text{D} * \text{GPC} * \text{CpndVariable}$$

Name	Value	Description
DF	1.000	Dilution Factor
Vi	1.000	Injection Volume
Vt	1.000	Final Volume
Ws	14.950	Weight Extracted
M	0.00000	% Moisture
A	1000.000	uL to mL conversion
B	1000.000	g to kg conversion
C	0.00100	ng to ug conversion
D	1.000	ug to mg conversion(value = 1 if no conv)
GPC	1.000	GPC FACTOR
Cpnd Variable		Local Compound Variable

Compounds	QUANT	SIG	RT	EXP RT	REL RT	RESPONSE	CONCENTRATIONS	
							ON-COLUMN ( ug/l)	FINAL (ug/Kg)
* 1 Naphthalene-d8	136		6.277	6.278	(1.000)	3355328	40.0000	
* 7 Acenaphthene-d10	164		7.946	7.946	(1.000)	1839393	40.0000	
* 11 Phenanthrene-d10	188		9.203	9.204	(1.000)	2887073	40.0000	
\$ 15 o-Terphenyl	230		9.509	9.509	(1.033)	281406	6.65319	440
* 19 Chrysene-d12	240		11.565	11.566	(1.000)	2576498	40.0000	
* 24 Perylene-d12	264		13.481	13.469	(1.000)	2840170	40.0000	
2 Naphthalene	128		6.295	6.295	(1.003)	649067	7.84427	520
3 2-Methylnaphthalene	142		6.994	6.995	(1.114)	485025	9.20623	620
4 1-Methylnaphthalene	142		7.088	7.089	(1.129)	441578	8.14145	540
5 1,1'-Biphenyl	154		7.429	7.429	(0.935)	24487	0.39403	26(R)
6 Acenaphthylene	152		7.817	7.817	(0.984)	610458	8.00454	540
8 Acenaphthene	154		7.969	7.970	(1.003)	337828	6.98286	470
9 Dibenzofuran	168		8.116	8.117	(1.021)	527238	7.90363	530
10 Fluorene	166		8.410	8.411	(1.058)	417842	7.63327	510

Compounds	QUANT SIG	RT	EXP RT	REL RT	RESPONSE	CONCENTRATIONS	
						ON-COLUMN ( ug/l)	FINAL (ug/Kg)
12 Phenanthrene	178	9.221	9.221	(1.002)	857454	10.9661	730
13 Anthracene	178	9.262	9.263	(1.006)	627737	8.27415	550
16 Fluoranthene	202	10.202	10.203	(1.109)	887697	11.0972	740
17 Pyrene	202	10.390	10.391	(0.898)	838254	11.1125	740
18 Benzo(a)anthracene	228	11.553	11.548	(0.999)	705395	9.22508	620
20 Chrysene	228	11.594	11.595	(1.003)	739332	10.7375	720
21 Benzo(b)fluoranthene	252	12.916	12.911	(0.958)	837602	11.7719	790
22 Benzo(k)fluoranthene	252	12.952	12.946	(0.961)	623984	8.37440	560
23 Benzo(a)pyrene	252	13.381	13.375	(0.993)	611207	8.77537	590
25 Indeno(1,2,3-cd)pyrene	276	15.132	15.120	(1.122)	557900	7.70520	520(M)
26 Dibenzo(a,h)anthracene	278	15.167	15.162	(1.125)	464706	6.91800	460
27 Benzo(g,h,i)perylene	276	15.607	15.602	(1.158)	511262	7.92777	530

QC Flag Legend

- R - Spike/Surrogate failed recovery limits.
- M - Compound response manually integrated.

Data File: 1DF03013.D

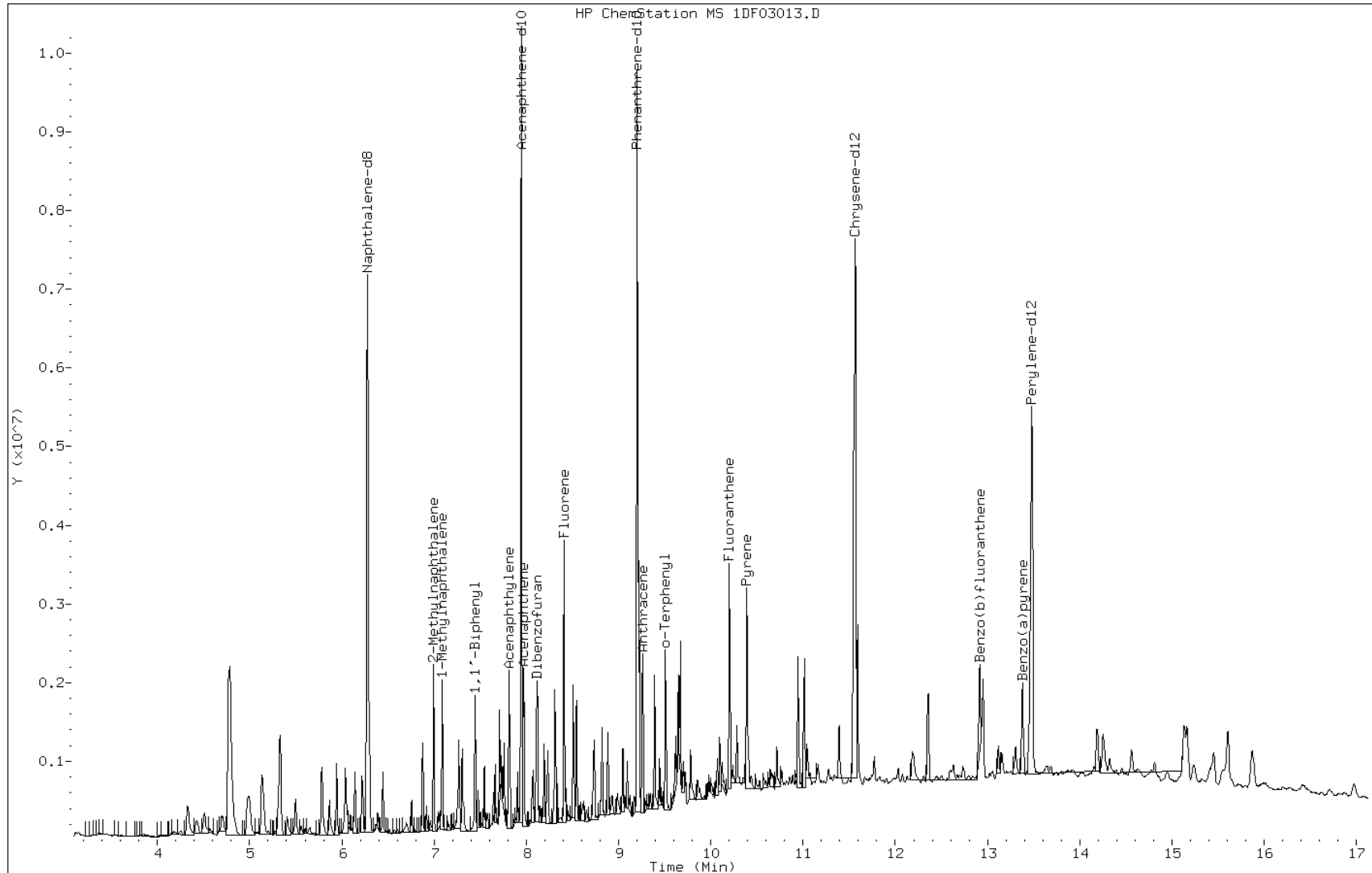
Date: 03-JUN-2013 16:56

Client ID:

Instrument: BSMSD.i

Sample Info: 680-90622-a-13-f msd

Operator: SCC

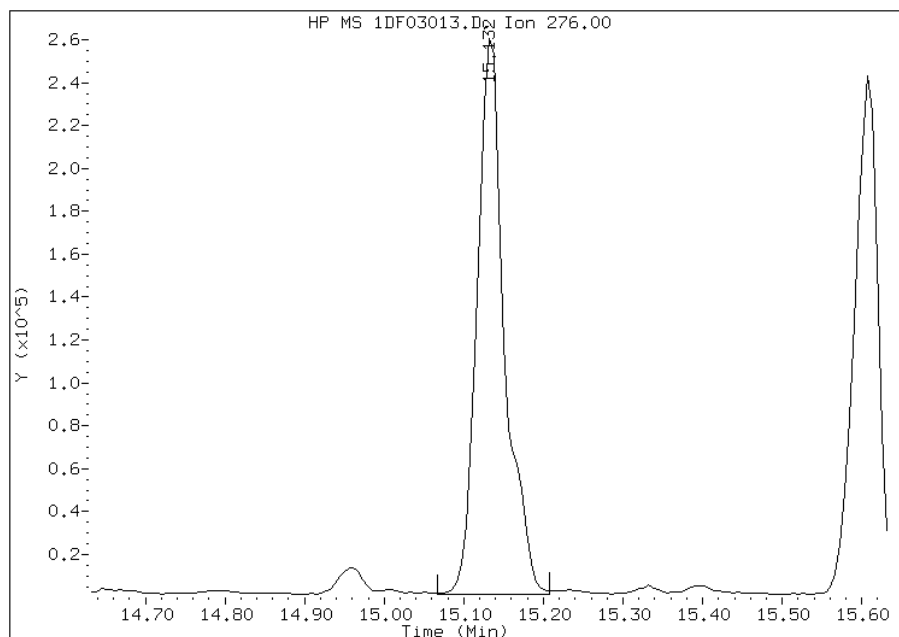


# Manual Integration Report

Data File: 1DF03013.D  
Inj. Date and Time: 03-JUN-2013 16:56  
Instrument ID: BSMSD.i  
Client ID:  
Compound: 25 Indeno(1,2,3-cd)pyrene  
CAS #: 193-39-5  
Report Date: 06/03/2013

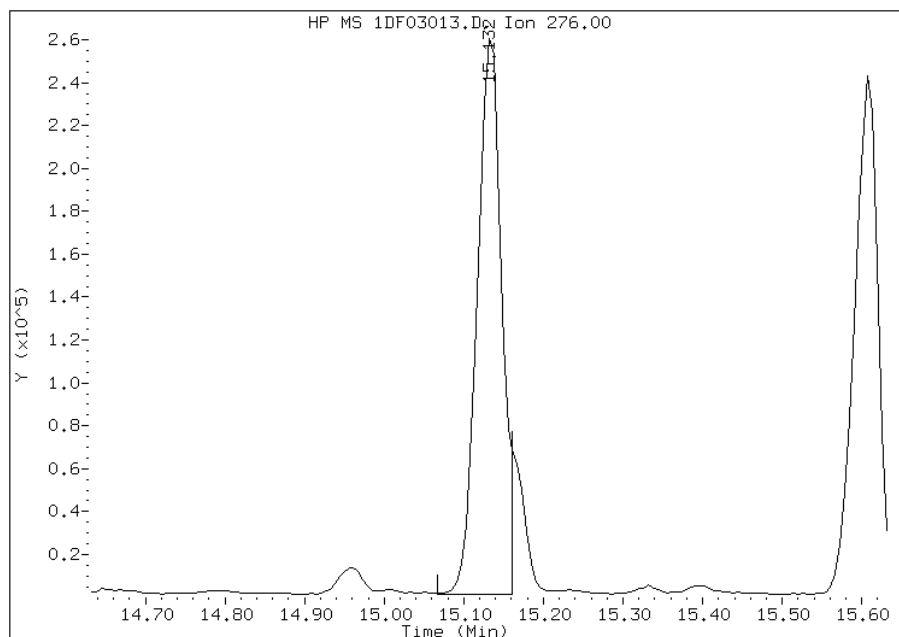
## Processing Integration Results

RT: 15.13  
Response: 615932  
Amount: 8  
Conc: 568



## Manual Integration Results

RT: 15.13  
Response: 557900  
Amount: 8  
Conc: 515



Manually Integrated By: cantins  
Modification Date: 03-Jun-2013 17:43  
Manual Integration Reason: Split Peak

FORM I  
GC/MS SEMI VOA ORGANICS ANALYSIS DATA SHEET

Lab Name: TestAmerica Tampa Job No.: 680-90622-1  
 SDG No.: 68090622-1  
 Client Sample ID: CV0626B-CS MSD Lab Sample ID: 680-90622-13 MSD  
 Matrix: Solid Lab File ID: 1CE29030.D  
 Analysis Method: 8270C LL Date Collected: 05/20/2013 14:45  
 Extract. Method: 3546 Date Extracted: 05/24/2013 06:38  
 Sample wt/vol: 15.04(g) Date Analyzed: 05/29/2013 22:22  
 Con. Extract Vol.: 1(mL) Dilution Factor: 4  
 Injection Volume: 1(uL) Level: (low/med) Low  
 % Moisture: 20.9 GPC Cleanup: (Y/N) N  
 Analysis Batch No.: 137885 Units: ug/Kg

CAS NO.	COMPOUND NAME	RESULT	Q	RL	MDL
83-32-9	Acenaphthene	552		500	100
208-96-8	Acenaphthylene	596		200	25
120-12-7	Anthracene	639		42	21
56-55-3	Benzo[a]anthracene	1030		40	20
50-32-8	Benzo[a]pyrene	878		52	26
205-99-2	Benzo[b]fluoranthene	1110		62	31
191-24-2	Benzo[g,h,i]perylene	733		100	22
207-08-9	Benzo[k]fluoranthene	840		40	18
218-01-9	Chrysene	1020		45	23
53-70-3	Dibenz(a,h)anthracene	652		100	21
206-44-0	Fluoranthene	1140		100	20
86-73-7	Fluorene	551		100	21
193-39-5	Indeno[1,2,3-cd]pyrene	698		100	36
90-12-0	1-Methylnaphthalene	653		200	22
91-57-6	2-Methylnaphthalene	706		200	36
91-20-3	Naphthalene	508		200	22
85-01-8	Phenanthrene	896		40	20
129-00-0	Pyrene	1100		100	19

CAS NO.	SURROGATE	%REC	Q	LIMITS
84-15-1	o-Terphenyl	64		30-130

TestAmerica Laboratories

Semivolatiles 8270C low level PAH

Data file : \\tam-chemsvr\chem\SM\BSMC5973.i\1C052913.b\1CE29030.D  
 Lab Smp Id: 680-90622-a-13-c ms  
 Inj Date : 29-MAY-2013 22:22  
 Operator : SCC Inst ID: BSMC5973.i  
 Smp Info : 680-90622-a-13-c msd  
 Misc Info : 4.0  
 Comment :  
 Method : \\tam-chemsvr\chem\SM\BSMC5973.i\1C052913.b\a-bFASTPAHi-m.m  
 Meth Date : 30-May-2013 11:17 cantins Quant Type: ISTD  
 Cal Date : 22-MAY-2013 18:05 Cal File: 1CE22020.D  
 Als bottle: 28 QC Sample: MSD  
 Dil Factor: 4.00000  
 Integrator: HP RTE Compound Sublist: pah.sub  
 Target Version: 4.14  
 Processing Host: TAM1000

Concentration Formula:

$$\text{Amt} * \text{DF} * 1/\text{Vi} * \text{Vt}/\text{Ws} * 100/(100 - \text{M}) * \text{A} * \text{B} * \text{C} * \text{D} * \text{GPC} * \text{CpndVariable}$$

Name	Value	Description
DF	4.000	Dilution Factor
Vi	1.000	Injection Volume
Vt	1.000	Final Volume
Ws	15.040	Weight Extracted
M	0.00000	% Moisture
A	1000.000	uL to mL conversion
B	1000.000	g to kg conversion
C	0.00100	ng to ug conversion
D	1.000	ug to mg conversion(value = 1 if no conv)
GPC	1.000	GPC FACTOR
Cpnd Variable		Local Compound Variable

Compounds	QUANT	SIG	MASS	RT	EXP RT	REL RT	RESPONSE	CONCENTRATIONS	
								ON-COLUMN (ug/ml)	FINAL (ug/Kg)
* 1 Naphthalene-d8	136	4.051	4.051 (1.000)	3210194	40.0000				
* 6 Acenaphthene-d10	164	5.139	5.140 (1.000)	2062195	40.0000				
* 10 Phenanthrene-d10	188	6.110	6.110 (1.000)	3753925	40.0000				
\$ 14 o-Terphenyl	230	6.362	6.363 (1.041)	93724	1.60276	426.2662			
* 18 Chrysene-d12	240	8.074	8.086 (1.000)	4173411	40.0000				
* 23 Perylene-d12	264	9.421	9.433 (1.000)	4076778	40.0000				
2 Naphthalene	128	4.063	4.062 (1.003)	136746	1.50948	401.4581			
3 2-Methylnaphthalene	142	4.492	4.493 (1.109)	105457	2.09872	558.1701			
4 1-Methylnaphthalene	142	4.551	4.551 (1.123)	96017	1.94218	516.5377			
5 Acenaphthylene	152	5.051	5.051 (0.983)	140163	1.77297	471.5337			
7 Acenaphthene	154	5.163	5.163 (1.005)	81293	1.63978	436.1116			
9 Fluorene	166	5.486	5.487 (1.068)	103622	1.63813	435.6720			
11 Phenanthrene	178	6.127	6.128 (1.003)	295315	2.66273	708.1733			
12 Anthracene	178	6.162	6.163 (1.009)	195059	1.89842	504.8984			

Compounds	QUANT SIG	RT	EXP RT	REL RT	RESPONSE	CONCENTRATIONS	
						ON-COLUMN (ug/ml)	FINAL (ug/Kg)
-----	----	----	-----	-----	-----	-----	-----
13 Carbazole	167	6.262	6.263	(1.025)	174869	1.93706	515.1762
15 Fluoranthene	202	6.980	6.981	(1.142)	382992	3.37849	898.5346(R)
16 Pyrene	202	7.151	7.151	(0.886)	368227	3.26746	869.0059(R)
17 Benzo(a)anthracene	228	8.068	8.081	(0.999)	354048	3.07655	818.2305
19 Chrysene	228	8.098	8.109	(1.003)	352710	3.04416	809.6170
20 Benzo(b)fluoranthene	252	9.009	9.028	(0.956)	330830	3.30287	878.4230(R)
21 Benzo(k)fluoranthene	252	9.033	9.051	(0.959)	279250	2.49614	663.8658
22 Benzo(a)pyrene	252	9.356	9.369	(0.993)	257089	2.61050	694.2807
24 Indeno(1,2,3-cd)pyrene	276	10.809	10.827	(1.147)	208893	2.07426	551.6643(M)
25 Dibenzo(a,h)anthracene	278	10.833	10.850	(1.150)	168612	1.93774	515.3555
26 Benzo(g,h,i)perylene	276	11.233	11.256	(1.192)	206389	2.17917	579.5666

QC Flag Legend

- R - Spike/Surrogate failed recovery limits.
- M - Compound response manually integrated.

Data File: 1CE29030.D

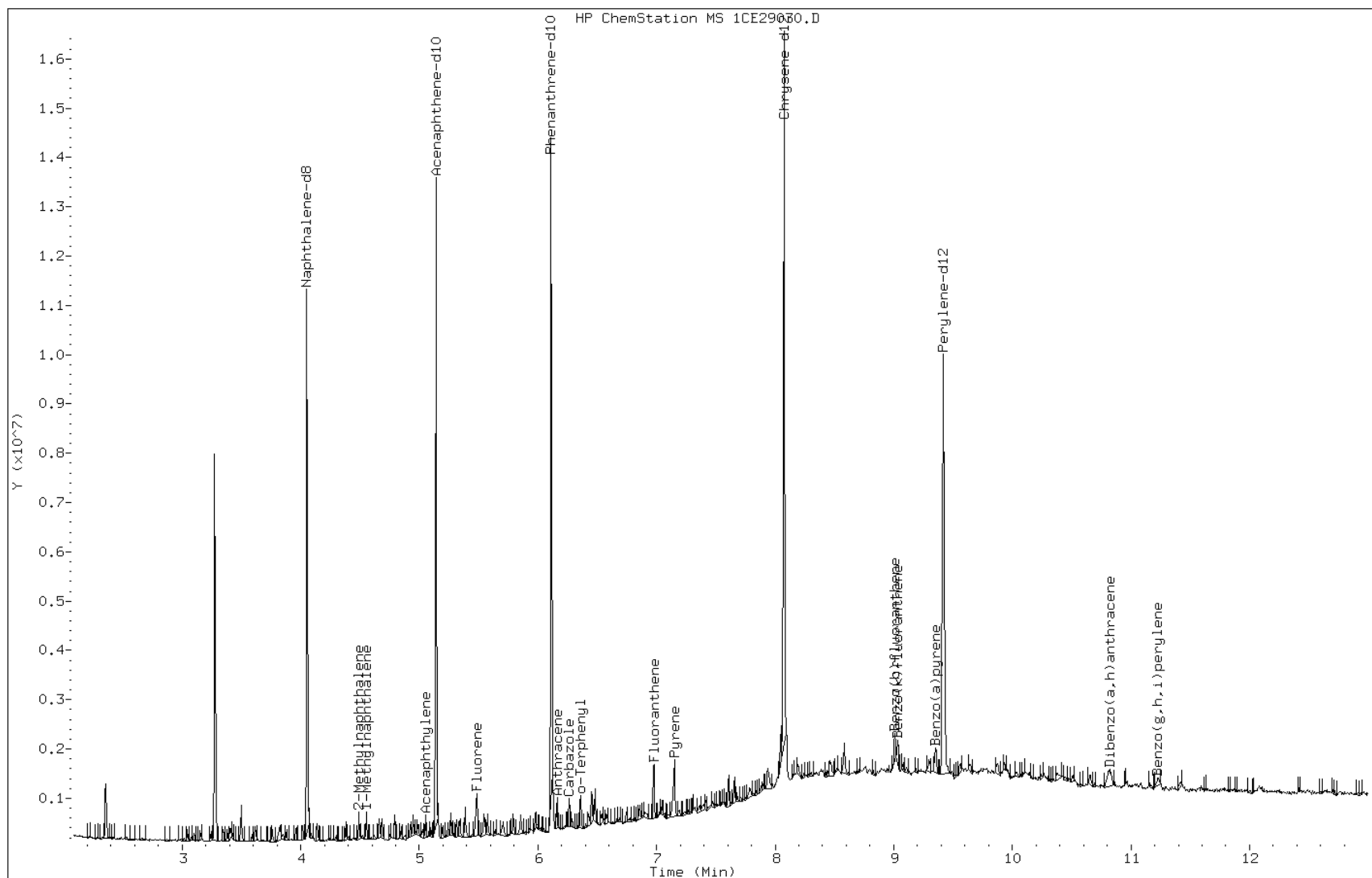
Date: 29-MAY-2013 22:22

Client ID:

Instrument: BSMC5973.i

Sample Info: 680-90622-a-13-c msd

Operator: SCC



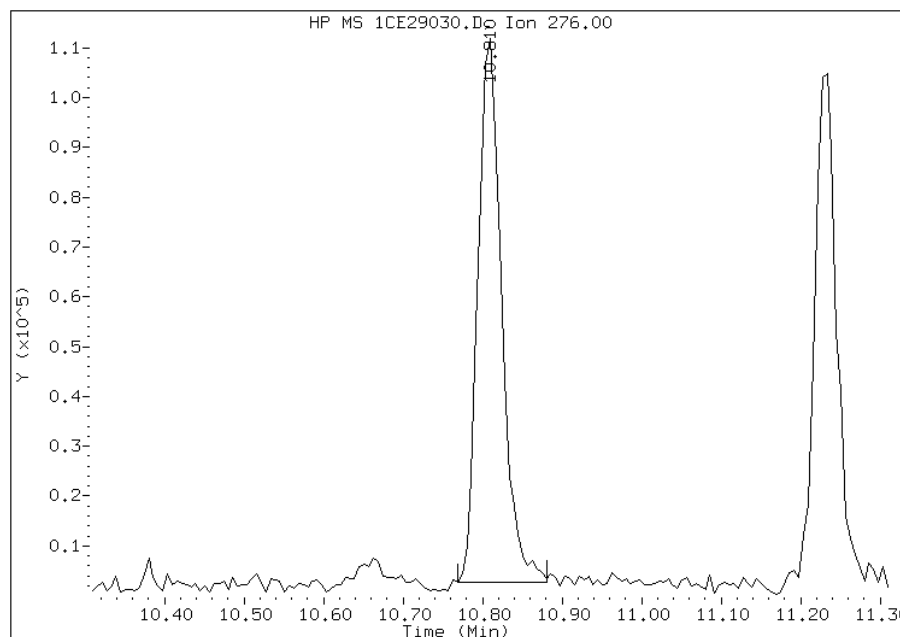


# Manual Integration Report

Data File: 1CE29030.D  
Inj. Date and Time: 29-MAY-2013 22:22  
Instrument ID: BSMC5973.i  
Client ID:  
Compound: 24 Indeno(1,2,3-cd)pyrene  
CAS #: 193-39-5  
Report Date: 05/30/2013

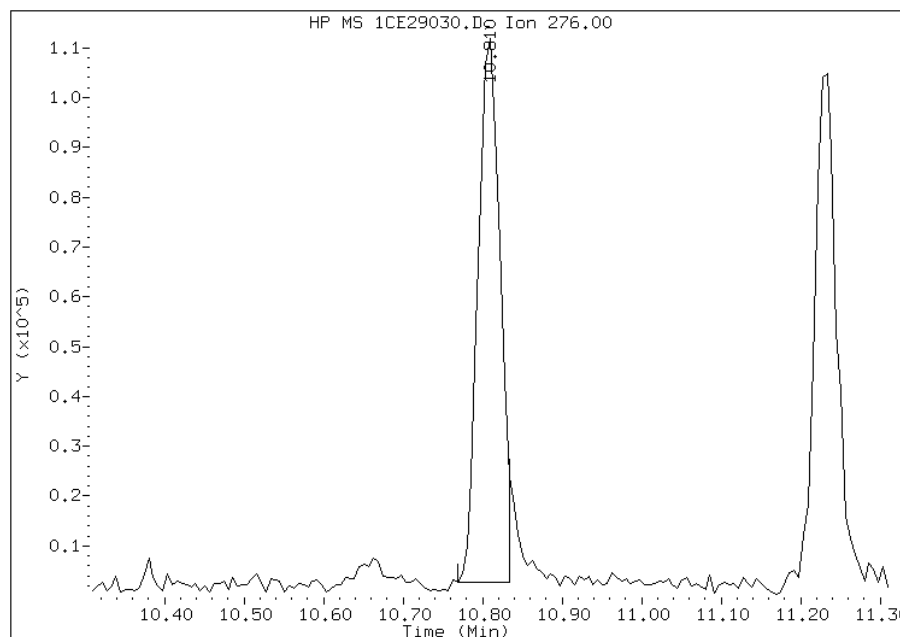
## Processing Integration Results

RT: 10.81  
Response: 224934  
Amount: 2  
Conc: 591



## Manual Integration Results

RT: 10.81  
Response: 208893  
Amount: 2  
Conc: 552



Manually Integrated By: cantins  
Modification Date: 30-May-2013 14:26  
Manual Integration Reason: Split Peak

FORM I  
GC/MS SEMI VOA ORGANICS ANALYSIS DATA SHEET

Lab Name: TestAmerica Tampa Job No.: 680-90622-1  
 SDG No.: 68090622-1  
 Client Sample ID: 052113-RB-Shovel DU Lab Sample ID: 680-90622-15 DU  
 Matrix: Water Lab File ID: 1AE30020.D  
 Analysis Method: 8270C LL Date Collected: 05/21/2013 11:35  
 Extract. Method: 3520C Date Extracted: 05/28/2013 13:46  
 Sample wt/vol: 950(mL) Date Analyzed: 05/30/2013 18:43  
 Con. Extract Vol.: 1(mL) Dilution Factor: 1  
 Injection Volume: 1(uL) Level: (low/med) Low  
 % Moisture: \_\_\_\_\_ GPC Cleanup: (Y/N) N  
 Analysis Batch No.: 137917 Units: ug/L

CAS NO.	COMPOUND NAME	RESULT	Q	RL	MDL
83-32-9	Acenaphthene	2.1	U	2.1	0.53
208-96-8	Acenaphthylene	1.1	U	1.1	0.26
120-12-7	Anthracene	0.21	U	0.21	0.080
56-55-3	Benzo[a]anthracene	0.21	U	0.21	0.053
50-32-8	Benzo[a]pyrene	0.21	U	0.21	0.060
205-99-2	Benzo[b]fluoranthene	0.21	U	0.21	0.053
191-24-2	Benzo[g,h,i]perylene	0.53	U	0.53	0.11
207-08-9	Benzo[k]fluoranthene	0.21	U	0.21	0.060
218-01-9	Chrysene	0.21	U	0.21	0.073
53-70-3	Dibenz(a,h)anthracene	0.21	U	0.21	0.053
206-44-0	Fluoranthene	0.53	U	0.53	0.057
86-73-7	Fluorene	2.1	U	2.1	0.53
193-39-5	Indeno[1,2,3-cd]pyrene	0.21	U	0.21	0.053
90-12-0	1-Methylnaphthalene	2.1	U	2.1	0.53
91-57-6	2-Methylnaphthalene	2.1	U	2.1	0.53
91-20-3	Naphthalene	2.1	U	2.1	0.26
85-01-8	Phenanthrene	0.53	U	0.53	0.21
129-00-0	Pyrene	0.53	U	0.53	0.094

CAS NO.	SURROGATE	%REC	Q	LIMITS
84-15-1	o-Terphenyl	47		30-130

TestAmerica Laboratories

Semivolatile 8270C low level PAH

Data file : \\tam-chemsvr\chem\SM\BSMA5973.i\1A053013.b\1AE30020.D  
 Lab Smp Id: 680-90622-b-15-a du  
 Inj Date : 30-MAY-2013 18:43  
 Operator : TP Inst ID: BSMA5973.i  
 Smp Info : 680-90622-b-15-a du  
 Misc Info :  
 Comment :  
 Method : \\tam-chemsvr\chem\SM\BSMA5973.i\1A053013.b\a-bFASTPAHi-m.m  
 Meth Date : 31-May-2013 13:51 perrint Quant Type: ISTD  
 Cal Date : 30-MAY-2013 16:38 Cal File: 1AE30012.D  
 Als bottle: 17  
 Dil Factor: 1.00000  
 Integrator: HP RTE Compound Sublist: pah.sub  
 Target Version: 4.14  
 Processing Host: TAM-VM7N

Concentration Formula: Amt \* DF \* 1/Vi \* Vt/Vo \* A \* B \* C \* D \* CpndVariable

Name	Value	Description
DF	1.000	Dilution Factor
Vi	1.000	Injection Volume
Vt	1.000	Final Volume
Vo	1000.000	Sample Volume
A	1000.000	uL to mL conversion
B	1000.000	mL to L conversion
C	0.00100	ng to ug conversion
D	1.000	ug to mg conversion(value = 1= if no con
Cpnd Variable		Local Compound Variable

Compounds	QUANT SIG	MASS	RT	EXP RT	REL RT	RESPONSE	CONCENTRATIONS	
							ON-COLUMN (ug/ml)	FINAL ( ug/l)
* 1 Naphthalene-d8	====	136	2.496	2.493	(1.000)	674125	40.0000	
* 7 Acenaphthene-d10	====	164	3.521	3.524	(1.000)	411939	40.0000	
* 11 Phenanthrene-d10	====	188	4.461	4.465	(1.000)	536857	40.0000	
\$ 15 o-Terphenyl	====	230	4.755	4.758	(1.066)	34281	4.67824	4.6782
* 19 Chrysene-d12	====	240	6.465	6.473	(1.000)	524925	40.0000	
* 24 Perylene-d12	====	264	7.549	7.552	(1.000)	467710	40.0000	

Data File: 1AE30020.D

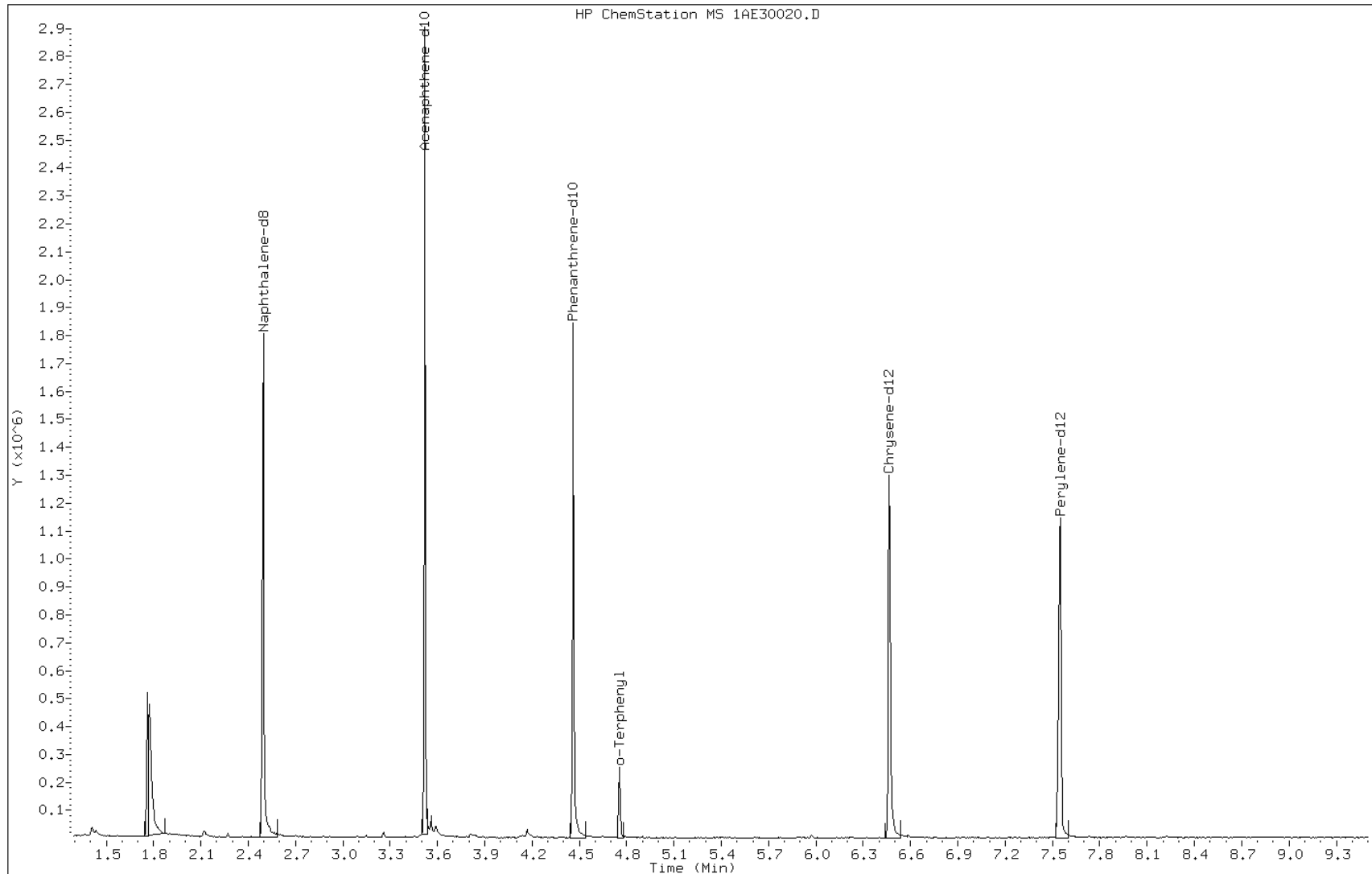
Date: 30-MAY-2013 18:43

Client ID:

Instrument: BSMA5973.i

Sample Info: 680-90622-b-15-a du

Operator: TP



## GC/MS SEMI VOA ANALYSIS RUN LOG

Lab Name: TestAmerica TampaJob No.: 680-90622-1SDG No.: 68090622-1Instrument ID: BSMA5973Start Date: 05/30/2013 11:28Analysis Batch Number: 137917End Date: 05/30/2013 19:28

LAB SAMPLE ID	CLIENT SAMPLE ID	DATE ANALYZED	DILUTION FACTOR	LAB FILE ID	COLUMN ID
ZZZZZ		05/30/2013 11:28	1		DB-5MS 250 (um)
ZZZZZ		05/30/2013 11:43	1		DB-5MS 250 (um)
DFTPP 660-137917/2		05/30/2013 11:58	1		DB-5MS 250 (um)
CCVIS 660-137917/3		05/30/2013 12:26	1		DB-5MS 250 (um)
ZZZZZ		05/30/2013 14:21	1		DB-5MS 250 (um)
ZZZZZ		05/30/2013 14:36	1		DB-5MS 250 (um)
DFTPP 660-137917/6		05/30/2013 14:51	1	1AE30005.D	DB-5MS 250 (um)
ICIS 660-137917/7		05/30/2013 15:07	1	1AE30006.D	DB-5MS 250 (um)
IC 660-137917/8		05/30/2013 15:23	1	1AE30007.D	DB-5MS 250 (um)
IC 660-137917/9		05/30/2013 15:38	1	1AE30008.D	DB-5MS 250 (um)
IC 660-137917/10		05/30/2013 15:53	1	1AE30009.D	DB-5MS 250 (um)
IC 660-137917/11		05/30/2013 16:08	1	1AE30010.D	DB-5MS 250 (um)
IC 660-137917/12		05/30/2013 16:23	1	1AE30011.D	DB-5MS 250 (um)
IC 660-137917/13		05/30/2013 16:38	1	1AE30012.D	DB-5MS 250 (um)
ICV 660-137917/14		05/30/2013 16:53	1	1AE30013.D	DB-5MS 250 (um)
MB 660-137838/1-A		05/30/2013 17:12	1	1AE30014.D	DB-5MS 250 (um)
LCS 660-137838/2-A		05/30/2013 17:27	1	1AE30015.D	DB-5MS 250 (um)
ZZZZZ		05/30/2013 17:42	1		DB-5MS 250 (um)
ZZZZZ		05/30/2013 17:57	1		DB-5MS 250 (um)
640-43618-B-3-C MS		05/30/2013 18:13	1	1AE30018.D	DB-5MS 250 (um)
680-90622-15	052113-RB-Shovel	05/30/2013 18:28	1	1AE30019.D	DB-5MS 250 (um)
680-90622-15 DU	052113-RB-Shovel DU	05/30/2013 18:43	1	1AE30020.D	DB-5MS 250 (um)
ZZZZZ		05/30/2013 18:58	1		DB-5MS 250 (um)
ZZZZZ		05/30/2013 19:13	680		DB-5MS 250 (um)
ZZZZZ		05/30/2013 19:28	680		DB-5MS 250 (um)

## GC/MS SEMI VOA ANALYSIS RUN LOG

Lab Name: TestAmerica TampaJob No.: 680-90622-1SDG No.: 68090622-1Instrument ID: BSMC5973Start Date: 05/22/2013 09:37Analysis Batch Number: 137704End Date: 05/22/2013 22:03

LAB SAMPLE ID	CLIENT SAMPLE ID	DATE ANALYZED	DILUTION FACTOR	LAB FILE ID	COLUMN ID
ZZZZZ		05/22/2013 09:37	1		DB-5MS 250 (um)
ZZZZZ		05/22/2013 10:04	1		DB-5MS 250 (um)
DFTPP 660-137704/2		05/22/2013 10:24	1	1CE22002.D	DB-5MS 250 (um)
CCVIS 660-137704/3		05/22/2013 10:41	1		DB-5MS 250 (um)
CCV 660-137704/4		05/22/2013 11:07	1		DB-5MS 250 (um)
ZZZZZ		05/22/2013 11:28	1		DB-5MS 250 (um)
ZZZZZ		05/22/2013 11:49	1		DB-5MS 250 (um)
ZZZZZ		05/22/2013 12:09	1		DB-5MS 250 (um)
ZZZZZ		05/22/2013 12:30	1		DB-5MS 250 (um)
ZZZZZ		05/22/2013 12:51	1		DB-5MS 250 (um)
ZZZZZ		05/22/2013 13:11	1		DB-5MS 250 (um)
ZZZZZ		05/22/2013 13:32	1		DB-5MS 250 (um)
ZZZZZ		05/22/2013 13:53	1		DB-5MS 250 (um)
ZZZZZ		05/22/2013 15:57	1		DB-5MS 250 (um)
IC 660-137704/15		05/22/2013 16:16	1	1CE22014.D	DB-5MS 250 (um)
IC 660-137704/16		05/22/2013 16:34	1	1CE22015.D	DB-5MS 250 (um)
IC 660-137704/17		05/22/2013 16:52	1	1CE22016.D	DB-5MS 250 (um)
IC 660-137704/18		05/22/2013 17:10	1	1CE22017.D	DB-5MS 250 (um)
ICIS 660-137704/19		05/22/2013 17:29	1	1CE22018.D	DB-5MS 250 (um)
IC 660-137704/20		05/22/2013 17:47	1	1CE22019.D	DB-5MS 250 (um)
IC 660-137704/21		05/22/2013 18:05	1	1CE22020.D	DB-5MS 250 (um)
ICV 660-137704/22		05/22/2013 18:24	1	1CE22021.D	DB-5MS 250 (um)
ZZZZZ		05/22/2013 18:42	1		DB-5MS 250 (um)
ZZZZZ		05/22/2013 19:00	1		DB-5MS 250 (um)
ZZZZZ		05/22/2013 19:19	1		DB-5MS 250 (um)
ZZZZZ		05/22/2013 19:37	1		DB-5MS 250 (um)
ZZZZZ		05/22/2013 19:55	1		DB-5MS 250 (um)
ZZZZZ		05/22/2013 20:13	1		DB-5MS 250 (um)
ZZZZZ		05/22/2013 20:32	1		DB-5MS 250 (um)
ZZZZZ		05/22/2013 20:50	1		DB-5MS 250 (um)
ZZZZZ		05/22/2013 21:08	4		DB-5MS 250 (um)
ZZZZZ		05/22/2013 21:27	1		DB-5MS 250 (um)
ZZZZZ		05/22/2013 21:45	1		DB-5MS 250 (um)
ZZZZZ		05/22/2013 22:03	1		DB-5MS 250 (um)

## GC/MS SEMI VOA ANALYSIS RUN LOG

Lab Name: TestAmerica TampaJob No.: 680-90622-1SDG No.: 68090622-1Instrument ID: BSMC5973Start Date: 05/29/2013 11:29Analysis Batch Number: 137885End Date: 05/29/2013 23:36

LAB SAMPLE ID	CLIENT SAMPLE ID	DATE ANALYZED	DILUTION FACTOR	LAB FILE ID	COLUMN ID
ZZZZZ		05/29/2013 11:29	1		DB-5MS 250 (um)
ZZZZZ		05/29/2013 11:49	1		DB-5MS 250 (um)
DFTPP 660-137885/2		05/29/2013 12:08	1	1CE29002.D	DB-5MS 250 (um)
CCVIS 660-137885/3		05/29/2013 12:33	1		DB-5MS 250 (um)
ZZZZZ		05/29/2013 12:55	1		DB-5MS 250 (um)
ZZZZZ		05/29/2013 13:16	1		DB-5MS 250 (um)
ZZZZZ		05/29/2013 13:36	1		DB-5MS 250 (um)
ZZZZZ		05/29/2013 13:57	1		DB-5MS 250 (um)
ZZZZZ		05/29/2013 14:23	1		DB-5MS 250 (um)
CCVIS 660-137885/10		05/29/2013 14:50	1	1CE29009.D	DB-5MS 250 (um)
ZZZZZ		05/29/2013 15:09	1		DB-5MS 250 (um)
MB 660-137755/1-A		05/29/2013 15:27	1	1CE29011.D	DB-5MS 250 (um)
LCS 660-137755/2-A		05/29/2013 16:54	1	1CE29012.D	DB-5MS 250 (um)
ZZZZZ		05/29/2013 17:12	1		DB-5MS 250 (um)
ZZZZZ		05/29/2013 17:30	1		DB-5MS 250 (um)
ZZZZZ		05/29/2013 17:49	1		DB-5MS 250 (um)
680-90622-1	CV0182A-CS-SP	05/29/2013 18:07	4	1CE29016.D	DB-5MS 250 (um)
680-90622-2	CV0182B-CS-SP	05/29/2013 18:25	1	1CE29017.D	DB-5MS 250 (um)
680-90622-3	CV0287A-CS-SP	05/29/2013 18:43	4	1CE29018.D	DB-5MS 250 (um)
680-90622-4	CV0287B-CS-SP	05/29/2013 19:01	1	1CE29019.D	DB-5MS 250 (um)
680-90622-5	CV1198A-CS-SP	05/29/2013 19:20	1	1CE29020.D	DB-5MS 250 (um)
680-90622-6	CV1198B-CS-SP	05/29/2013 19:38	4	1CE29021.D	DB-5MS 250 (um)
680-90622-7	CV0003A-CS	05/29/2013 19:56	1	1CE29022.D	DB-5MS 250 (um)
680-90622-8	CV0003B-GS	05/29/2013 20:15	1	1CE29023.D	DB-5MS 250 (um)
ZZZZZ		05/29/2013 20:33	1		DB-5MS 250 (um)
680-90622-10	HP0068A-CSD	05/29/2013 20:51	1	1CE29025.D	DB-5MS 250 (um)
ZZZZZ		05/29/2013 21:09	1		DB-5MS 250 (um)
680-90622-12	CV0626A-CS	05/29/2013 21:27	4	1CE29027.D	DB-5MS 250 (um)
680-90622-13	CV0626B-CS	05/29/2013 21:46	4	1CE29028.D	DB-5MS 250 (um)
680-90622-13 MS	CV0626B-CS MS	05/29/2013 22:04	4	1CE29029.D	DB-5MS 250 (um)
680-90622-13 MSD	CV0626B-CS MSD	05/29/2013 22:22	4	1CE29030.D	DB-5MS 250 (um)
680-90622-16	CV0747A-CS	05/29/2013 22:41	4	1CE29031.D	DB-5MS 250 (um)
680-90622-17	CV0747A-CSD	05/29/2013 22:59	1	1CE29032.D	DB-5MS 250 (um)
680-90622-18	CV1351A-CS	05/29/2013 23:18	4	1CE29033.D	DB-5MS 250 (um)
680-90622-19	CV1351B-CS	05/29/2013 23:36	1	1CE29034.D	DB-5MS 250 (um)

## GC/MS SEMI VOA ANALYSIS RUN LOG

Lab Name: TestAmerica TampaJob No.: 680-90622-1SDG No.: 68090622-1Instrument ID: BSMD5973Start Date: 05/23/2013 10:28Analysis Batch Number: 137830End Date: 05/23/2013 23:42

LAB SAMPLE ID	CLIENT SAMPLE ID	DATE ANALYZED	DILUTION FACTOR	LAB FILE ID	COLUMN ID
ZZZZZ		05/23/2013 10:28	1		DB-5MS 250 (um)
ZZZZZ		05/23/2013 10:50	1		DB-5MS 250 (um)
DFTPP 660-137830/2		05/23/2013 11:20	1	1DE23002.D	DB-5MS 250 (um)
IC 660-137830/3		05/23/2013 13:03	1	1DE23003.D	DB-5MS 250 (um)
IC 660-137830/4		05/23/2013 13:26	1	1DE23004.D	DB-5MS 250 (um)
IC 660-137830/5		05/23/2013 13:48	1	1DE23005.D	DB-5MS 250 (um)
IC 660-137830/6		05/23/2013 14:11	1	1DE23006.D	DB-5MS 250 (um)
ICIS 660-137830/7		05/23/2013 14:33	1	1DE23007.D	DB-5MS 250 (um)
IC 660-137830/8		05/23/2013 14:56	1	1DE23008.D	DB-5MS 250 (um)
IC 660-137830/9		05/23/2013 15:19	1	1DE23009.D	DB-5MS 250 (um)
ICV 660-137830/10		05/23/2013 15:41	1	1DE23010.D	DB-5MS 250 (um)
CCVIS 660-137830/12		05/23/2013 16:53	1		DB-5MS 250 (um)
ZZZZZ		05/23/2013 17:19	1		DB-5MS 250 (um)
ZZZZZ		05/23/2013 17:41	1		DB-5MS 250 (um)
ZZZZZ		05/23/2013 18:04	1		DB-5MS 250 (um)
ZZZZZ		05/23/2013 18:26	1		DB-5MS 250 (um)
ZZZZZ		05/23/2013 18:49	1		DB-5MS 250 (um)
ZZZZZ		05/23/2013 19:11	1		DB-5MS 250 (um)
ZZZZZ		05/23/2013 19:34	1		DB-5MS 250 (um)
ZZZZZ		05/23/2013 19:56	1		DB-5MS 250 (um)
ZZZZZ		05/23/2013 20:19	1		DB-5MS 250 (um)
ZZZZZ		05/23/2013 20:41	1		DB-5MS 250 (um)
ZZZZZ		05/23/2013 21:04	1		DB-5MS 250 (um)
ZZZZZ		05/23/2013 21:27	1		DB-5MS 250 (um)
ZZZZZ		05/23/2013 21:49	1		DB-5MS 250 (um)
ZZZZZ		05/23/2013 22:12	1		DB-5MS 250 (um)
ZZZZZ		05/23/2013 22:34	1		DB-5MS 250 (um)
ZZZZZ		05/23/2013 22:57	1		DB-5MS 250 (um)
ZZZZZ		05/23/2013 23:19	1		DB-5MS 250 (um)
ZZZZZ		05/23/2013 23:42	1		DB-5MS 250 (um)



## GC/MS SEMI VOA ANALYSIS RUN LOG

Lab Name: TestAmerica TampaJob No.: 680-90622-1SDG No.: 68090622-1Instrument ID: BSMD5973Start Date: 05/29/2013 12:56Analysis Batch Number: 137911End Date: 05/30/2013 00:55

LAB SAMPLE ID	CLIENT SAMPLE ID	DATE ANALYZED	DILUTION FACTOR	LAB FILE ID	COLUMN ID
ZZZZZ		05/29/2013 12:56	1		DB-5MS 250 (um)
ZZZZZ		05/29/2013 13:19	1		DB-5MS 250 (um)
DFTPP 660-137911/2		05/29/2013 13:43	1	1DE29002.D	DB-5MS 250 (um)
CCVIS 660-137911/3		05/29/2013 14:10	1		DB-5MS 250 (um)
ZZZZZ		05/29/2013 14:50	1		DB-5MS 250 (um)
CCVIS 660-137911/5		05/29/2013 15:12	1	1DE29005.D	DB-5MS 250 (um)
MB 660-137790/1-A		05/29/2013 15:37	1	1DE29006.D	DB-5MS 250 (um)
LCS 660-137790/2-A		05/29/2013 16:39	1	1DE29007.D	DB-5MS 250 (um)
ZZZZZ		05/29/2013 17:02	1		DB-5MS 250 (um)
ZZZZZ		05/29/2013 17:24	1		DB-5MS 250 (um)
ZZZZZ		05/29/2013 17:47	1		DB-5MS 250 (um)
ZZZZZ		05/29/2013 18:09	1		DB-5MS 250 (um)
680-90622-20	CV1358A-CS	05/29/2013 18:32	4	1DE29012.D	DB-5MS 250 (um)
680-90622-21	CV1358A-CSD	05/29/2013 18:55	4	1DE29013.D	DB-5MS 250 (um)
ZZZZZ		05/29/2013 19:17	4		DB-5MS 250 (um)
ZZZZZ		05/29/2013 19:40	4		DB-5MS 250 (um)
ZZZZZ		05/29/2013 20:02	1		DB-5MS 250 (um)
680-90622-A-24-B MS		05/29/2013 20:25	1	1DE29017.D	DB-5MS 250 (um)
680-90622-A-24-C MSD		05/29/2013 20:48	1	1DE29018.D	DB-5MS 250 (um)
ZZZZZ		05/29/2013 21:10	4		DB-5MS 250 (um)
ZZZZZ		05/29/2013 21:33	4		DB-5MS 250 (um)
ZZZZZ		05/29/2013 21:55	4		DB-5MS 250 (um)
ZZZZZ		05/29/2013 22:18	4		DB-5MS 250 (um)
ZZZZZ		05/29/2013 22:40	4		DB-5MS 250 (um)
ZZZZZ		05/29/2013 23:03	1		DB-5MS 250 (um)
ZZZZZ		05/29/2013 23:25	1		DB-5MS 250 (um)
ZZZZZ		05/29/2013 23:48	1		DB-5MS 250 (um)
ZZZZZ		05/30/2013 00:10	1		DB-5MS 250 (um)
ZZZZZ		05/30/2013 00:33	4		DB-5MS 250 (um)
ZZZZZ		05/30/2013 00:55	4		DB-5MS 250 (um)

## GC/MS SEMI VOA ANALYSIS RUN LOG

Lab Name: TestAmerica Tampa Job No.: 680-90622-1SDG No.: 68090622-1Instrument ID: BSMD5973 Start Date: 06/03/2013 09:54Analysis Batch Number: 138011 End Date: 06/03/2013 21:26

LAB SAMPLE ID	CLIENT SAMPLE ID	DATE ANALYZED	DILUTION FACTOR	LAB FILE ID	COLUMN ID
ZZZZZ		06/03/2013 09:54	1		DB-5MS 250 (um)
ZZZZZ		06/03/2013 10:16	1		DB-5MS 250 (um)
DFTPP 660-138011/2		06/03/2013 10:41	1	1DF03002.D	DB-5MS 250 (um)
CCVIS 660-138011/3		06/03/2013 10:59	1	1DF03003.D	DB-5MS 250 (um)
ZZZZZ		06/03/2013 11:29	1		DB-5MS 250 (um)
ZZZZZ		06/03/2013 11:59	10		DB-5MS 250 (um)
ZZZZZ		06/03/2013 12:21	10		DB-5MS 250 (um)
MB 660-137913/1-A		06/03/2013 14:40	1	1DF03007.D	DB-5MS 250 (um)
LCS 660-137913/2-A		06/03/2013 15:03	1	1DF03008.D	DB-5MS 250 (um)
680-90622-9	HP0068A-CS	06/03/2013 15:25	1	1DF03009.D	DB-5MS 250 (um)
680-90622-11	CV0068B-CS	06/03/2013 15:48	1	1DF03010.D	DB-5MS 250 (um)
680-90622-13	CV0626B-CS	06/03/2013 16:10	1	1DF03011.D	DB-5MS 250 (um)
680-90622-13 MS	CV0626B-CS MS	06/03/2013 16:33	1	1DF03012.D	DB-5MS 250 (um)
680-90622-13 MSD	CV0626B-CS MSD	06/03/2013 16:56	1	1DF03013.D	DB-5MS 250 (um)
ZZZZZ		06/03/2013 17:18	20		DB-5MS 250 (um)
ZZZZZ		06/03/2013 17:41	1		DB-5MS 250 (um)
ZZZZZ		06/03/2013 18:03	1		DB-5MS 250 (um)
ZZZZZ		06/03/2013 18:26	1		DB-5MS 250 (um)
ZZZZZ		06/03/2013 18:48	1		DB-5MS 250 (um)
ZZZZZ		06/03/2013 19:11	1		DB-5MS 250 (um)
ZZZZZ		06/03/2013 19:33	1		DB-5MS 250 (um)
ZZZZZ		06/03/2013 19:56	1		DB-5MS 250 (um)
ZZZZZ		06/03/2013 20:18	1		DB-5MS 250 (um)
ZZZZZ		06/03/2013 20:41	4		DB-5MS 250 (um)
ZZZZZ		06/03/2013 21:04	4		DB-5MS 250 (um)
ZZZZZ		06/03/2013 21:26	4		DB-5MS 250 (um)

## GC/MS SEMI VOA BATCH WORKSHEET

Lab Name: TestAmerica TampaJob No.: 680-90622-1SDG No.: 68090622-1Batch Number: 137755Batch Start Date: 05/24/13 06:38Batch Analyst: George, AbrahamBatch Method: 3546Batch End Date: 05/24/13 12:30

Lab Sample ID	Client Sample ID	Method Chain	Basis	InitialAmount	FinalAmount	EX-625LVI SPK 00022	EXLLSURINT 00180		
MB 660-137755/1		3546, 8270C LL		15.34 g	1 mL		1 mL		
LCS 660-137755/2		3546, 8270C LL		15.31 g	1 mL	1 mL	1 mL		
680-90622-A-1	CV0182A-CS-SP	3546, 8270C LL	T	14.93 g	1 mL		1 mL		
680-90622-A-2	CV0182B-CS-SP	3546, 8270C LL	T	15.13 g	1 mL		1 mL		
680-90622-A-3	CV0287A-CS-SP	3546, 8270C LL	T	15.06 g	1 mL		1 mL		
680-90622-A-4	CV0287B-CS-SP	3546, 8270C LL	T	14.95 g	1 mL		1 mL		
680-90622-A-5	CV1198A-CS-SP	3546, 8270C LL	T	15.15 g	1 mL		1 mL		
680-90622-A-6	CV1198B-CS-SP	3546, 8270C LL	T	15.14 g	1 mL		1 mL		
680-90622-A-7	CV0003A-CS	3546, 8270C LL	T	15.09 g	1 mL		1 mL		
680-90622-A-8	CV0003B-GS	3546, 8270C LL	T	15.19 g	1 mL		1 mL		
680-90622-A-10	HP0068A-CSD	3546, 8270C LL	T	15.17 g	1 mL		1 mL		
680-90622-A-12	CV0626A-CS	3546, 8270C LL	T	15.10 g	1 mL		1 mL		
680-90622-A-13	CV0626B-CS	3546, 8270C LL	T	15.04 g	1 mL		1 mL		
680-90622-A-13 MS	CV0626B-CS	3546, 8270C LL	T	15.04 g	1 mL	1 mL	1 mL		
680-90622-A-13 MSD	CV0626B-CS	3546, 8270C LL	T	15.04 g	1 mL	1 mL	1 mL		
680-90622-A-16	CV0747A-CS	3546, 8270C LL	T	15.34 g	1 mL		1 mL		
680-90622-A-17	CV0747A-CSD	3546, 8270C LL	T	15.04 g	1 mL		1 mL		
680-90622-A-18	CV1351A-CS	3546, 8270C LL	T	15.07 g	1 mL		1 mL		
680-90622-A-19	CV1351B-CS	3546, 8270C LL	T	15.29 g	1 mL		1 mL		

The pound sign (#) in the amount added field denotes that the reagent was used undiluted. All calculations are performed using the stated concentration for this reagent.

8270C LL

Page 1 of 2

## GC/MS SEMI VOA BATCH WORKSHEET

Lab Name: TestAmerica Tampa Job No.: 680-90622-1SDG No.: 68090622-1Batch Number: 137755 Batch Start Date: 05/24/13 06:38 Batch Analyst: George, AbrahamBatch Method: 3546 Batch End Date: 05/24/13 12:30

Batch Notes	
Acetone Lot #	EX-ACETON BOT 53
Balance ID	B001
Batch Comment	NONE
Person's name who did the concentration	AG
Final Concentrator Volume	1 mL
MeCL2 Lot #	EX-MC CYCL 56
MeCl2/Acetone Lot #	DCM/ACETON 82
Microwave Start Time	8:25 5/24/13
Microwave Stop Time	9:00 5/24/13
Na2SO4 Lot Number	EX-NA2S04A 67
Ottawa Sand Lot #	EX-OTTOWA SAND 19
Person's name who did the prep	AG
SOP Number	TP-EX014
Person who witnessed spiking	THOMAS
Surrogate Lot Number	EXLLSURINT 180
Water Bath ID	TURBOVAP2 #1/4
Water Bath Temperature	40

Basis	Basis Description
T	Total/NA

The pound sign (#) in the amount added field denotes that the reagent was used undiluted. All calculations are performed using the stated concentration for this reagent.

## GC/MS SEMI VOA BATCH WORKSHEET

Lab Name: TestAmerica Tampa Job No.: 680-90622-1SDG No.: 68090622-1Batch Number: 137790 Batch Start Date: 05/24/13 12:33 Batch Analyst: Nolan, RyanBatch Method: 3546 Batch End Date: 05/28/13 14:07

Lab Sample ID	Client Sample ID	Method Chain	Basis	InitialAmount	FinalAmount	EX-625LVI SPK 00022	EXLLSURINT 00180		
MB 660-137790/1		3546, 8270C LL		15.10 g	1 mL		1 mL		
LCS 660-137790/2		3546, 8270C LL		14.96 g	1 mL	1 mL	1 mL		
680-90622-A-20	CV1358A-CS	3546, 8270C LL	T	15.00 g	1 mL		1 mL		
680-90622-A-21	CV1358A-CSD	3546, 8270C LL	T	15.06 g	1 mL		1 mL		
680-90622-A-24 MS		3546, 8270C LL	T	14.94 g	1 mL	1 mL	1 mL		
680-90622-A-24 MSD		3546, 8270C LL	T	14.94 g	1 mL	1 mL	1 mL		

The pound sign (#) in the amount added field denotes that the reagent was used undiluted. All calculations are performed using the stated concentration for this reagent.

8270C LL

Page 1 of 2

## GC/MS SEMI VOA BATCH WORKSHEET

Lab Name: TestAmerica Tampa Job No.: 680-90622-1SDG No.: 68090622-1Batch Number: 137790 Batch Start Date: 05/24/13 12:33 Batch Analyst: Nolan, RyanBatch Method: 3546 Batch End Date: 05/28/13 14:07

Batch Notes	
Acetone Lot #	ID:EX-ACETON BOT_00053(1551087)
Balance ID	B001
Batch Comment	none
Person's name who did the concentration	RYAN NOLAN
Exchange Solvent Lot #	ID:DCM/ACETON_00082(1557534)
Exchange Solvent Name	ID:DCM/ACETON_00082(1557534)
Final Concentrator Volume	1ml mL
MeCL2 Lot #	ID:EX-MC CYCL_00056(1535492)
MeCl2/Acetone Lot #	ID:DCM/ACETON_00082(1557534)
Microwave Start Time	17:10 5/24/13
Microwave Stop Time	17:45 5/24/13
MS Lot Number	680-90622-24
Na2SO4 Lot Number	ID:EX-Na2SO4a_00066(27963001)
Ottawa Sand Lot #	ID: OTTAWA SAND_00019(1557530)
Person's name who did the prep	RYAN NOLAN
SOP Number	TP-EX014
Person who witnessed spiking	SAUREL CEROME
Surrogate Lot Number	ID:EXLLSURINT_00180(1546025)
Water Bath ID	Turbo Vap #3-4
Water Bath Temperature	40

Basis	Basis Description
T	Total/NA

The pound sign (#) in the amount added field denotes that the reagent was used undiluted. All calculations are performed using the stated concentration for this reagent.

## GC/MS SEMI VOA BATCH WORKSHEET

Lab Name: TestAmerica Tampa Job No.: 680-90622-1SDG No.: 68090622-1Batch Number: 137838 Batch Start Date: 05/28/13 13:46 Batch Analyst: Cerome, SaurelBatch Method: 3520C Batch End Date: 05/29/13 12:25

Lab Sample ID	Client Sample ID	Method Chain	Basis	InitialAmount	FinalAmount	ReceivedpH	FirstAdjustpH	EX-625LVI SPK 00022	EXLLSURINT 00182
MB 660-137838/1		3520C, 8270C LL		1000 mL	1 mL	8	<2		1 mL
LCS 660-137838/2		3520C, 8270C LL		1000 mL	1 mL	8	<2	1 mL	1 mL
640-43618-B-3-A MS		3520C, 8270C LL	E	950 mL	1 mL	8	<2	1 mL	1 mL
680-90622-A-15	052113-RB-Shovel	3520C, 8270C LL	T	970 mL	1 mL	8	<2		1 mL
680-90622-B-15 DU	052113-RB-Shovel	3520C, 8270C LL	T	950 mL	1 mL	8	<2		1 mL

Batch Notes	
Acid used for pH adjustment	10H2S04
Acid used for pH adjust Lot #	EX-10H2S04 6
Batch Comment	NONE
Concentration End Time	12:00 5/29/13
Concentration Start Time	11:00 5/29/13
Person's name who did the concentration	SAUREL
pH Paper Lot Number	HC273036
Prep Solvent Lot #	EX-MC CYCL 56
Prep Solvent Name	DCM
Prep Solvent Volume Used	210 mL
Person's name who did the prep	SAUREL
Person's name who witnessed reagent drop	AG
Sufficient volume for MS/MSD?	MS ONLY
Water Bath ID	TURBOVAP2 #1/2
Water Bath Temperature	40 Celsius

Basis	Basis Description
T	Total/NA
E	SPLP East

The pound sign (#) in the amount added field denotes that the reagent was used undiluted. All calculations are performed using the stated concentration for this reagent.

8270C LL

Page 1 of 1

## GC/MS SEMI VOA BATCH WORKSHEET

Lab Name: TestAmerica Tampa Job No.: 680-90622-1SDG No.: 68090622-1Batch Number: 137913 Batch Start Date: 05/30/13 11:37 Batch Analyst: Nolan, RyanBatch Method: 3546 Batch End Date: 05/30/13 17:30

Lab Sample ID	Client Sample ID	Method Chain	Basis	InitialAmount	FinalAmount	EX-625LVI SPK 00022	EXLLSURINT 00182		
MB 660-137913/1		3546, 8270C LL		15.01 g	1 mL		1 mL		
LCS 660-137913/2		3546, 8270C LL		14.99 g	1 mL	1 mL	1 mL		
680-90622-A-9	HP0068A-CS	3546, 8270C LL	T	14.98 g	1 mL		1 mL		
680-90622-A-11	CV0068B-CS	3546, 8270C LL	T	14.98 g	1 mL		1 mL		
680-90622-A-13	CV0626B-CS	3546, 8270C LL	T	14.99 g	1 mL		1 mL		
680-90622-A-13 MS	CV0626B-CS	3546, 8270C LL	T	15.09 g	1 mL	1 mL	1 mL		
680-90622-A-13 MSD	CV0626B-CS	3546, 8270C LL	T	14.95 g	1 mL	1 mL	1 mL		

The pound sign (#) in the amount added field denotes that the reagent was used undiluted. All calculations are performed using the stated concentration for this reagent.

8270C LL

Page 1 of 2



## GC/MS SEMI VOA BATCH WORKSHEET

Lab Name: TestAmerica Tampa Job No.: 680-90622-1SDG No.: 68090622-1Batch Number: 137913 Batch Start Date: 05/30/13 11:37 Batch Analyst: Nolan, RyanBatch Method: 3546 Batch End Date: 05/30/13 17:30

Batch Notes	
Acetone Lot #	ID:EX-ACETON BOT_00053(1551086)
Balance ID	B001
Person's name who did the concentration	RYAN NOLAN
Exchange Solvent Lot #	ID:DCM/ACETON_00082(1557625)
Exchange Solvent Name	ID:DCM/ACETON_00082(1557625)
Final Concentrator Volume	1ml mL
MeCL2 Lot #	ID:EC-MC CYCL_00056(1535492)
MeCl2/Acetone Lot #	ID:DCM/ACETON_00082(1557534)
Microwave Start Time	14:15
Microwave Stop Time	15:00
MS Lot Number	680-90622-13
Na2SO4 Lot Number	ID:EX-Na2SO4A_00067(1552131)
Ottawa Sand Lot #	ID:OTTAWA SAND_00019(1557530)
Person's name who did the prep	RYAN NOLAN
SOP Number	TP014
Person who witnessed spiking	SAUREL CEROME
Surrogate Lot Number	ID:EXLLSURINT_00182(1557625)
Water Bath ID	Turbo Vap #1-4
Water Bath Temperature	40

Basis	Basis Description
T	Total/NA

The pound sign (#) in the amount added field denotes that the reagent was used undiluted. All calculations are performed using the stated concentration for this reagent.

# GENERAL CHEMISTRY

COVER PAGE  
GENERAL CHEMISTRY

Lab Name: TestAmerica Tampa

Job Number: 680-90622-1

SDG No.: 68090622-1

Project: 35th Avenue Superfund Site

Client Sample ID	Lab Sample ID
CV0182A-CS-SP	680-90622-1
CV0182B-CS-SP	680-90622-2
CV0287A-CS-SP	680-90622-3
CV0287B-CS-SP	680-90622-4
CV1198A-CS-SP	680-90622-5
CV1198B-CS-SP	680-90622-6
CV0003A-CS	680-90622-7
CV0003B-GS	680-90622-8
HP0068A-CS	680-90622-9
HP0068A-CSD	680-90622-10
CV0068B-CS	680-90622-11
CV0626A-CS	680-90622-12
CV0626B-CS	680-90622-13
CV0747A-CS	680-90622-16
CV0747A-CSD	680-90622-17
CV1351A-CS	680-90622-18
CV1351B-CS	680-90622-19
CV1358A-CS	680-90622-20
CV1358A-CSD	680-90622-21

Comments:

9-IN  
DETECTION LIMITS  
GENERAL CHEMISTRY

Lab Name: TestAmerica Tampa Job Number: 680-90622-1  
SDG Number: 68090622-1  
Matrix: Solid Instrument ID: Moisture  
Method: Moisture RL Date: 01/01/2004 18:10

Analyte	Wavelength/ Mass	RL (%)	
Percent Moisture		0.1	

9-IN  
CALIBRATION BLANK DETECTION LIMITS  
GENERAL CHEMISTRY

Lab Name: TestAmerica Tampa Job Number: 680-90622-1  
SDG Number: 68090622-1  
Matrix: Solid Instrument ID: Moisture  
Method: Moisture XRL Date: 04/12/2010 08:14

Analyte	Wavelength/ Mass	XRL (%)	
Percent Moisture		0.1	

9-IN  
DETECTION LIMITS  
GENERAL CHEMISTRY

Lab Name: TestAmerica Tampa Job Number: 680-90622-1  
SDG Number: 68090622-1  
Matrix: Solid Instrument ID: NOEQUIP  
Method: Moisture RL Date: 01/01/2004 18:10

Analyte	Wavelength/ Mass	RL (%)	
Percent Moisture		0.1	

9-IN  
CALIBRATION BLANK DETECTION LIMITS  
GENERAL CHEMISTRY

Lab Name: TestAmerica Tampa Job Number: 680-90622-1  
SDG Number: 68090622-1  
Matrix: Solid Instrument ID: NOEQUIP  
Method: Moisture XRL Date: 04/12/2010 08:14

Analyte	Wavelength/ Mass	XRL (%)	
Percent Moisture		0.1	

13-IN  
ANALYSIS RUN LOG  
GENERAL CHEMISTRY

Lab Name: TestAmerica Tampa Job No.: 680-90622-1

SDG No.: 68090622-1

Instrument ID: Moisture Method: Moisture

Start Date: 05/28/2013 06:15 End Date: 05/28/2013 10:02

Lab Sample ID	D / F	T y p e	Time	Analytes															
				M o i s t															
LCSD 660-137823/21	1	T	06:15	X															
LCS 660-137823/1	1	T	06:17	X															
ZZZZZZ			06:28																
680-90622-12	1	T	06:35	X															
ZZZZZZ			06:43																
680-90622-2	1	T	06:54	X															
ZZZZZZ			06:56																
ZZZZZZ			07:06																
ZZZZZZ			07:09																
ZZZZZZ			07:31																
ZZZZZZ			07:38																
ZZZZZZ			07:45																
ZZZZZZ			07:47																
ZZZZZZ			08:10																
ZZZZZZ			08:27																
ZZZZZZ			08:34																
ZZZZZZ			09:07																
ZZZZZZ			09:52																
ZZZZZZ			09:52																
ZZZZZZ			10:01																
ZZZZZZ			10:02																

Prep Types  
T = Total/NA



13-IN  
ANALYSIS RUN LOG  
GENERAL CHEMISTRY

Lab Name: TestAmerica Tampa Job No.: 680-90622-1

SDG No.: 68090622-1

Instrument ID: Moisture Method: Moisture

Start Date: 05/28/2013 10:41 End Date: 05/28/2013 12:54

Lab Sample ID	D / F	T y p e	Time	Analytes															
				M o i s t															
LCSD 660-137835/1	1	T	10:41	X															
680-90622-21	1	T	10:59	X															
ZZZZZZ			11:01																
ZZZZZZ			11:12																
ZZZZZZ			11:15																
ZZZZZZ			11:30																
ZZZZZZ			11:31																
ZZZZZZ			11:36																
ZZZZZZ			11:41																
ZZZZZZ			11:56																
ZZZZZZ			12:04																
ZZZZZZ			12:13																
ZZZZZZ			12:15																
ZZZZZZ			12:21																
ZZZZZZ			12:22																
ZZZZZZ			12:30																
ZZZZZZ			12:33																
ZZZZZZ			12:40																
ZZZZZZ			12:40																
ZZZZZZ			12:48																
ZZZZZZ			12:54																

Prep Types  
T = Total/NA



13-IN  
ANALYSIS RUN LOG  
GENERAL CHEMISTRY

Lab Name: TestAmerica Tampa Job No.: 680-90622-1

SDG No.: 68090622-1

Instrument ID: NOEQUIP Method: Moisture

Start Date: 05/24/2013 06:58 End Date: 05/24/2013 06:58

Lab Sample ID	D / F	T y p e	Time	Analytes																
				M o i s t																
680-90622-13	1	T	06:58	X																
680-90622-13 MS	1	T	06:58	X																
680-90622-13 MSD	1	T	06:58	X																
680-90622-19	1	T	06:58	X																

Prep Types  
T = Total/NA

GENERAL CHEMISTRY BATCH WORKSHEET

Lab Name: TestAmerica Tampa Job No.: 680-90622-1

SDG No.: 68090622-1

Batch Number: 137757 Batch Start Date: 05/24/13 06:58 Batch Analyst: Galio, Andrew

Batch Method: Moisture Batch End Date: \_\_\_\_\_

Lab Sample ID	Client Sample ID	Method Chain	Basis	DISH#	DishWeight	SampleMassWet	SampleMassDry		
680-90622-A-24 MS		Moisture	T	10	0 g	4.41 g	3.27 g		
680-90622-A-24 MSD		Moisture	T	10	0 g	4.41 g	3.27 g		
680-90622-A-20	CV1358A-CS	Moisture	T	13	0 g	4.53 g	3.45 g		
680-90622-A-8	CV0003B-GS	Moisture	T	28	0 g	4.44 g	3.23 g		
680-90622-A-3	CV0287A-CS-SP	Moisture	T	29	0 g	4.47 g	3.38 g		
680-90622-A-9	HP0068A-CS	Moisture	T	30	0 g	4.18 g	3.11 g		
680-90622-A-1	CV0182A-CS-SP	Moisture	T	31	0 g	4.69 g	3.57 g		
680-90622-A-6	CV1198B-CS-SP	Moisture	T	32	0 g	4.26 g	3.43 g		
680-90622-A-7	CV0003A-CS	Moisture	T	33	0 g	4.92 g	3.87 g		
680-90622-A-4	CV0287B-CS-SP	Moisture	T	34	0 g	4.71 g	3.78 g		
680-90622-A-5	CV1198A-CS-SP	Moisture	T	35	0 g	4.99 g	4.05 g		
680-90622-A-10	HP0068A-CSD	Moisture	T	36	0 g	4.46 g	3.52 g		
680-90622-A-11	CV0068B-CS	Moisture	T	37	0 g	4.73 g	3.73 g		
680-90622-A-18	CV1351A-CS	Moisture	T	38	0 g	4.26 g	3.04 g		
680-90622-A-17	CV0747A-CSD	Moisture	T	39	0 g	4.81 g	3.37 g		
680-90622-A-16	CV0747A-CS	Moisture	T	40	0 g	4.78 g	3.53 g		
680-90622-A-13	CV0626B-CS	Moisture	T	41	0 g	5.40 g	4.27 g		
680-90622-A-13 MS	CV0626B-CS	Moisture	T	41	0 g	5.40 g	4.27 g		
680-90622-A-13 MSD	CV0626B-CS	Moisture	T	41	0 g	5.40 g	4.27 g		
680-90622-A-19	CV1351B-CS	Moisture	T	42	0 g	4.60 g	3.55 g		

Batch Notes	
Balance ID	2 No Unit
Date samples were placed in the oven	5.24.132

Basis	Basis Description
T	Total/NA

The pound sign (#) in the amount added field denotes that the reagent was used undiluted. All calculations are performed using the stated concentration for this reagent.

Moisture

GENERAL CHEMISTRY BATCH WORKSHEET

Lab Name: TestAmerica Tampa Job No.: 680-90622-1

SDG No.: 68090622-1

Batch Number: 137823 Batch Start Date: 05/28/13 06:15 Batch Analyst: Galio, Andrew

Batch Method: Moisture Batch End Date: \_\_\_\_\_

Lab Sample ID	Client Sample ID	Method Chain	Basis	DishWeight	SampleMassWet	SampleMassDry			
LCS 660-137823/1		Moisture		0 g	10.035 g	9.013 g			
680-90622-A-12	CV0626A-CS	Moisture	T	0 g	4.245 g	3.24 g			
680-90622-A-2	CV0182B-CS-SP	Moisture	T	0 g	4.365 g	3.227 g			
LCSD 660-137823/21		Moisture		0 g	10.021 g	9.011 g			

Batch Notes	
Oven ID	HB43-1, HB43-2

Basis	Basis Description
T	Total/NA

The pound sign (#) in the amount added field denotes that the reagent was used undiluted. All calculations are performed using the stated concentration for this reagent.

Moisture

GENERAL CHEMISTRY BATCH WORKSHEET

Lab Name: TestAmerica Tampa Job No.: 680-90622-1

SDG No.: 68090622-1

Batch Number: 137835 Batch Start Date: 05/28/13 10:41 Batch Analyst: Galio, Andrew

Batch Method: Moisture Batch End Date: \_\_\_\_\_

Lab Sample ID	Client Sample ID	Method Chain	Basis	DishWeight	SampleMassWet	SampleMassDry			
LCSD 660-137835/1		Moisture		0 g	10.026 g	9.027 g			
680-90622-A-21	CV1358A-CSD	Moisture	T	0 g	4.605 g	3.45 g			

Batch Notes	
Oven ID	HB43-1, HB43-2

Basis	Basis Description
T	Total/NA

The pound sign (#) in the amount added field denotes that the reagent was used undiluted. All calculations are performed using the stated concentration for this reagent.

Moisture

# Shipping and Receiving Documents











## Login Sample Receipt Checklist

Client: Oneida Total Integrated Enterprises LLC

Job Number: 680-90622-1

SDG Number: 68090622-1

**Login Number: 90622**

**List Source: TestAmerica Savannah**

**List Number: 1**

**Creator: Snead, Joshua**

Question	Answer	Comment
Radioactivity wasn't checked or is <= background as measured by a survey meter.	N/A	
The cooler's custody seal, if present, is intact.	True	
Sample custody seals, if present, are intact.	True	
The cooler or samples do not appear to have been compromised or tampered with.	True	
Samples were received on ice.	True	
Cooler Temperature is acceptable.	True	
Cooler Temperature is recorded.	True	
COC is present.	True	
COC is filled out in ink and legible.	True	
COC is filled out with all pertinent information.	True	
Is the Field Sampler's name present on COC?	True	
There are no discrepancies between the containers received and the COC.	False	IDs on containers do not match the COC.
Samples are received within Holding Time.	True	
Sample containers have legible labels.	True	
Containers are not broken or leaking.	True	
Sample collection date/times are provided.	True	
Appropriate sample containers are used.	True	
Sample bottles are completely filled.	True	
Sample Preservation Verified.	N/A	
There is sufficient vol. for all requested analyses, incl. any requested MS/MSDs	True	
Containers requiring zero headspace have no headspace or bubble is <6mm (1/4").	N/A	
Multiphasic samples are not present.	True	
Samples do not require splitting or compositing.	True	
Residual Chlorine Checked.	N/A	

## Login Sample Receipt Checklist

Client: Oneida Total Integrated Enterprises LLC

Job Number: 680-90622-1

SDG Number: 68090622-1

**Login Number: 90622**

**List Number: 1**

**Creator: Snead, Joshua**

**List Source: TestAmerica Tampa**

**List Creation: 05/23/13 02:38 PM**

Question	Answer	Comment
Radioactivity wasn't checked or is $\leq$ background as measured by a survey meter.	N/A	
The cooler's custody seal, if present, is intact.	True	
Sample custody seals, if present, are intact.	True	
The cooler or samples do not appear to have been compromised or tampered with.	True	
Samples were received on ice.	True	
Cooler Temperature is acceptable.	True	
Cooler Temperature is recorded.	True	
COC is present.	True	
COC is filled out in ink and legible.	True	
COC is filled out with all pertinent information.	True	
Is the Field Sampler's name present on COC?	True	
There are no discrepancies between the containers received and the COC.	True	
Samples are received within Holding Time.	True	
Sample containers have legible labels.	True	
Containers are not broken or leaking.	True	
Sample collection date/times are provided.	True	
Appropriate sample containers are used.	True	
Sample bottles are completely filled.	True	
Sample Preservation Verified.	N/A	
There is sufficient vol. for all requested analyses, incl. any requested MS/MSDs	True	
Containers requiring zero headspace have no headspace or bubble is $<6\text{mm}$ (1/4").	N/A	
Multiphasic samples are not present.	True	
Samples do not require splitting or compositing.	True	
Residual Chlorine Checked.	N/A	

# TestAmerica

THE LEADER IN ENVIRONMENTAL TESTING

## ANALYTICAL REPORT

TestAmerica Laboratories, Inc.

TestAmerica Savannah  
5102 LaRoche Avenue  
Savannah, GA 31404  
Tel: (912)354-7858

TestAmerica Job ID: 680-90622-1

TestAmerica Sample Delivery Group: 68090622-1  
Client Project/Site: 35th Avenue Superfund Site

For:

Oneida Total Integrated Enterprises LLC  
1220 Kennestone Circle  
Suite 106  
Marietta, Georgia 30060

Attn: Ms. Limari F Krebs



Authorized for release by:  
6/5/2013 9:13:14 AM

Bernard Kirkland, Project Manager I  
(912)354-7858 e.3238

[bernard.kirkland@testamericainc.com](mailto:bernard.kirkland@testamericainc.com)

Designee for

Lisa Harvey, Project Manager II  
[lisa.harvey@testamericainc.com](mailto:lisa.harvey@testamericainc.com)

### LINKS

Review your project  
results through  
**TotalAccess**

Have a Question?



Visit us at:  
[www.testamericainc.com](http://www.testamericainc.com)

*The test results in this report meet all 2003 NELAC and 2009 TNI requirements for accredited parameters, exceptions are noted in this report. This report may not be reproduced except in full, and with written approval from the laboratory. For questions please contact the Project Manager at the e-mail address or telephone number listed on this page.*

*This report has been electronically signed and authorized by the signatory. Electronic signature is intended to be the legally binding equivalent of a traditionally handwritten signature.*

*Results relate only to the items tested and the sample(s) as received by the laboratory.*

1

2

3

4

5

6

7

8

9

10

11

12

# Case Narrative

Client: Oneida Total Integrated Enterprises LLC  
Project/Site: 35th Avenue Superfund Site

TestAmerica Job ID: 680-90622-1  
SDG: 68090622-1

**Job ID: 680-90622-1**

**Laboratory: TestAmerica Savannah**

**Narrative**

## CASE NARRATIVE

**Client: Oneida Total Integrated Enterprises LLC**

**Project: 35th Avenue Superfund Site**

**Report Number: 680-90622-1**

With the exceptions noted as flags or footnotes, standard analytical protocols were followed in the analysis of the samples and no problems were encountered or anomalies observed. In addition all laboratory quality control samples were within established control limits, with any exceptions noted below. Each sample was analyzed to achieve the lowest possible reporting limit within the constraints of the method. In some cases, due to interference or analytes present at high concentrations, samples were diluted. For diluted samples, the reporting limits are adjusted relative to the dilution required.

Calculations are performed before rounding to avoid round-off errors in calculated results.

All holding times were met and proper preservation noted for the methods performed on these samples, unless otherwise detailed in the individual sections below.

### **RECEIPT**

The samples were received on 05/23/2013; the samples arrived in good condition, properly preserved and on ice. The temperature of the coolers at receipt was 5.6 C.

### **SEMIVOLATILE ORGANIC COMPOUNDS BY GCMS - LOW LEVEL**

Samples CV0182A-CS-SP (680-90622-1), CV0182B-CS-SP (680-90622-2), CV0287A-CS-SP (680-90622-3), CV0287B-CS-SP (680-90622-4), CV1198A-CS-SP (680-90622-5), CV1198B-CS-SP (680-90622-6), CV0003A-CS (680-90622-7), CV0003B-GS (680-90622-8), HP0068A-CS (680-90622-9), HP0068A-CSD (680-90622-10), CV0068B-CS (680-90622-11), CV0626A-CS (680-90622-12), CV0626B-CS (680-90622-13), CV0747A-CS (680-90622-16), CV0747A-CSD (680-90622-17), CV1351A-CS (680-90622 18), CV1351B CS (680 90622 19), CV1358A CS (680 90622 20) and CV1358A CSD (680 90622 21) were analyzed for Semivolatile Organic Compounds by GCMS - Low Level in accordance with EPA SW-846 Method 8270C. The samples were prepared on 05/24/2013 and 05/30/2013 and analyzed on 05/29/2013 and 06/03/2013.

Samples CV0182A-CS-SP (680-90622-1)[4X], CV0287A-CS-SP (680-90622-3)[4X], CV1198B-CS-SP (680-90622-6)[4X], CV0626A-CS (680-90622-12)[4X], CV0626B-CS (680-90622-13)[4X], CV0747A-CS (680-90622-16)[4X], CV1351A-CS (680-90622-18)[4X], CV1358A-CS (680-90622-20)[4X] and CV1358A-CSD (680-90622-21)[4X] required dilution prior to analysis. The reporting limits have been adjusted accordingly.

Phenanthrene was detected in method blank MB 660-137755/1-A at a level that was above the method detection limit but below the reporting limit. The value should be considered an estimate, and has been flagged. If the associated sample reported a result above the MDL and/or RL, the result has been flagged. Phenanthrene was detected in method blank MB 660-137790/1-A at a level that was above the method detection limit but below the reporting limit. The value should be considered an estimate, and has been flagged. If the associated sample reported a result above the MDL and/or RL, the result has been flagged. Refer to the QC report for details.

Benzo[a]pyrene recovered outside the recovery criteria for the MS of sample 680-90622-24 in batch 660-137911.

No other difficulties were encountered during the SVOAs analysis.

All other quality control parameters were within the acceptance limits.

### **SEMIVOLATILE ORGANIC COMPOUNDS (GC-MS)-Water**

Sample 052113-RB-Shovel (680-90622-15) was analyzed for semivolatile organic compounds (GC-MS) in accordance with EPA SW-846

## Case Narrative

Client: Oneida Total Integrated Enterprises LLC  
Project/Site: 35th Avenue Superfund Site

TestAmerica Job ID: 680-90622-1  
SDG: 68090622-1

---

### Job ID: 680-90622-1 (Continued)

---

#### Laboratory: TestAmerica Savannah (Continued)

Method 8270C. The samples were prepared on 05/28/2013 and analyzed on 05/30/2013.

No difficulties were encountered during the semivolatiles analysis.

All quality control parameters were within the acceptance limits.

1

2

3

4

5

6

7

8

9

10

11

12



# Sample Summary

Client: Oneida Total Integrated Enterprises LLC  
Project/Site: 35th Avenue Superfund Site

TestAmerica Job ID: 680-90622-1  
SDG: 68090622-1

Lab Sample ID	Client Sample ID	Matrix	Collected	Received
680-90622-1	CV0182A-CS-SP	Solid	05/20/13 15:03	05/23/13 09:30
680-90622-2	CV0182B-CS-SP	Solid	05/20/13 15:18	05/23/13 09:30
680-90622-3	CV0287A-CS-SP	Solid	05/20/13 14:14	05/23/13 09:30
680-90622-4	CV0287B-CS-SP	Solid	05/20/13 14:29	05/23/13 09:30
680-90622-5	CV1198A-CS-SP	Solid	05/20/13 13:18	05/23/13 09:30
680-90622-6	CV1198B-CS-SP	Solid	05/20/13 13:30	05/23/13 09:30
680-90622-7	CV0003A-CS	Solid	05/20/13 15:15	05/23/13 09:30
680-90622-8	CV0003B-GS	Solid	05/20/13 15:25	05/23/13 09:30
680-90622-9	HP0068A-CS	Solid	05/20/13 13:05	05/23/13 09:30
680-90622-10	HP0068A-CSD	Solid	05/20/13 13:05	05/23/13 09:30
680-90622-11	CV0068B-CS	Solid	05/20/13 13:15	05/23/13 09:30
680-90622-12	CV0626A-CS	Solid	05/20/13 14:35	05/23/13 09:30
680-90622-13	CV0626B-CS	Solid	05/20/13 14:45	05/23/13 09:30
680-90622-15	052113-RB-Shovel	Water	05/21/13 11:35	05/23/13 09:30
680-90622-16	CV0747A-CS	Solid	05/21/13 08:55	05/23/13 09:30
680-90622-17	CV0747A-CSD	Solid	05/21/13 08:55	05/23/13 09:30
680-90622-18	CV1351A-CS	Solid	05/21/13 10:50	05/23/13 09:30
680-90622-19	CV1351B-CS	Solid	05/21/13 10:40	05/23/13 09:30
680-90622-20	CV1358A-CS	Solid	05/21/13 09:30	05/23/13 09:30
680-90622-21	CV1358A-CSD	Solid	05/21/13 09:30	05/23/13 09:30

# Method Summary

Client: Oneida Total Integrated Enterprises LLC  
Project/Site: 35th Avenue Superfund Site

TestAmerica Job ID: 680-90622-1  
SDG: 68090622-1

Method	Method Description	Protocol	Laboratory
8270C LL	Semivolatile Organic Compounds by GCMS - Low Levels	SW846	TAL TAM
Moisture	Percent Moisture	EPA	TAL TAM

**Protocol References:**

EPA = US Environmental Protection Agency

SW846 = "Test Methods For Evaluating Solid Waste, Physical/Chemical Methods", Third Edition, November 1986 And Its Updates.

**Laboratory References:**

TAL TAM = TestAmerica Tampa, 6712 Benjamin Road, Suite 100, Tampa, FL 33634, TEL (813)885-7427

1

2

3

4

5

6

7

8

9

10

11

12

## Definitions/Glossary

Client: Oneida Total Integrated Enterprises LLC  
Project/Site: 35th Avenue Superfund Site

TestAmerica Job ID: 680-90622-1  
SDG: 68090622-1

### Qualifiers

#### GC/MS Semi VOA

Qualifier	Qualifier Description
J	Result is less than the RL but greater than or equal to the MDL and the concentration is an approximate value.
U	Indicates the analyte was analyzed for but not detected.
B	Compound was found in the blank and sample.

### Glossary

Abbreviation	These commonly used abbreviations may or may not be present in this report.
α	Listed under the "D" column to designate that the result is reported on a dry weight basis
%R	Percent Recovery
CNF	Contains no Free Liquid
DER	Duplicate error ratio (normalized absolute difference)
DL, RA, RE, IN	Indicates a Dilution, Re-analysis, Re-extraction, or additional Initial metals/anion analysis of the sample
DLC	Decision level concentration
MDA	Minimum detectable activity
EDL	Estimated Detection Limit
MDC	Minimum detectable concentration
MDL	Method Detection Limit
ML	Minimum Level (Dioxin)
ND	Not detected at the reporting limit (or MDL or EDL if shown)
PQL	Practical Quantitation Limit
QC	Quality Control
RER	Relative error ratio
RL	Reporting Limit or Requested Limit (Radiochemistry)
RPD	Relative Percent Difference, a measure of the relative difference between two points
TEF	Toxicity Equivalent Factor (Dioxin)
TEQ	Toxicity Equivalent Quotient (Dioxin)

# Client Sample Results

Client: Oneida Total Integrated Enterprises LLC  
 Project/Site: 35th Avenue Superfund Site

TestAmerica Job ID: 680-90622-1  
 SDG: 68090622-1

**Client Sample ID: CV0182A-CS-SP**

**Lab Sample ID: 680-90622-1**

Date Collected: 05/20/13 15:03

Matrix: Solid

Date Received: 05/23/13 09:30

Percent Solids: 76.1

**Method: 8270C LL - Semivolatile Organic Compounds by GCMS - Low Levels**

Analyte	Result	Qualifier	RL	MDL	Unit	D	Prepared	Analyzed	Dil Fac
Acenaphthene	530	U	530	110	ug/Kg	☼	05/24/13 06:38	05/29/13 18:07	4
<b>Acenaphthylene</b>	<b>49</b>	<b>J</b>	210	26	ug/Kg	☼	05/24/13 06:38	05/29/13 18:07	4
<b>Anthracene</b>	<b>43</b>	<b>J</b>	44	22	ug/Kg	☼	05/24/13 06:38	05/29/13 18:07	4
<b>Benzo[a]anthracene</b>	<b>290</b>		42	21	ug/Kg	☼	05/24/13 06:38	05/29/13 18:07	4
<b>Benzo[a]pyrene</b>	<b>290</b>		55	27	ug/Kg	☼	05/24/13 06:38	05/29/13 18:07	4
<b>Benzo[b]fluoranthene</b>	<b>450</b>		64	32	ug/Kg	☼	05/24/13 06:38	05/29/13 18:07	4
<b>Benzo[g,h,i]perylene</b>	<b>200</b>		110	23	ug/Kg	☼	05/24/13 06:38	05/29/13 18:07	4
<b>Benzo[k]fluoranthene</b>	<b>160</b>		42	19	ug/Kg	☼	05/24/13 06:38	05/29/13 18:07	4
<b>Chrysene</b>	<b>340</b>		48	24	ug/Kg	☼	05/24/13 06:38	05/29/13 18:07	4
<b>Dibenz(a,h)anthracene</b>	<b>40</b>	<b>J</b>	110	22	ug/Kg	☼	05/24/13 06:38	05/29/13 18:07	4
<b>Fluoranthene</b>	<b>470</b>		110	21	ug/Kg	☼	05/24/13 06:38	05/29/13 18:07	4
<b>Fluorene</b>	<b>29</b>	<b>J</b>	110	22	ug/Kg	☼	05/24/13 06:38	05/29/13 18:07	4
<b>Indeno[1,2,3-cd]pyrene</b>	<b>190</b>		110	37	ug/Kg	☼	05/24/13 06:38	05/29/13 18:07	4
<b>1-Methylnaphthalene</b>	<b>130</b>	<b>J</b>	210	23	ug/Kg	☼	05/24/13 06:38	05/29/13 18:07	4
<b>2-Methylnaphthalene</b>	<b>150</b>	<b>J</b>	210	37	ug/Kg	☼	05/24/13 06:38	05/29/13 18:07	4
<b>Naphthalene</b>	<b>110</b>	<b>J</b>	210	23	ug/Kg	☼	05/24/13 06:38	05/29/13 18:07	4
<b>Phenanthrene</b>	<b>320</b>	<b>B</b>	42	21	ug/Kg	☼	05/24/13 06:38	05/29/13 18:07	4
<b>Pyrene</b>	<b>440</b>		110	20	ug/Kg	☼	05/24/13 06:38	05/29/13 18:07	4

Surrogate	%Recovery	Qualifier	Limits	Prepared	Analyzed	Dil Fac
<i>o</i> -Terphenyl	68		30 - 130	05/24/13 06:38	05/29/13 18:07	4

**Client Sample ID: CV0182B-CS-SP**

**Lab Sample ID: 680-90622-2**

Date Collected: 05/20/13 15:18

Matrix: Solid

Date Received: 05/23/13 09:30

Percent Solids: 73.9

**Method: 8270C LL - Semivolatile Organic Compounds by GCMS - Low Levels**

Analyte	Result	Qualifier	RL	MDL	Unit	D	Prepared	Analyzed	Dil Fac
Acenaphthene	130	U	130	27	ug/Kg	☼	05/24/13 06:38	05/29/13 18:25	1
<b>Acenaphthylene</b>	<b>33</b>	<b>J</b>	54	6.7	ug/Kg	☼	05/24/13 06:38	05/29/13 18:25	1
<b>Anthracene</b>	<b>28</b>		11	5.6	ug/Kg	☼	05/24/13 06:38	05/29/13 18:25	1
<b>Benzo[a]anthracene</b>	<b>210</b>		11	5.2	ug/Kg	☼	05/24/13 06:38	05/29/13 18:25	1
<b>Benzo[a]pyrene</b>	<b>210</b>		14	7.0	ug/Kg	☼	05/24/13 06:38	05/29/13 18:25	1
<b>Benzo[b]fluoranthene</b>	<b>340</b>		16	8.2	ug/Kg	☼	05/24/13 06:38	05/29/13 18:25	1
<b>Benzo[g,h,i]perylene</b>	<b>180</b>		27	5.9	ug/Kg	☼	05/24/13 06:38	05/29/13 18:25	1
<b>Benzo[k]fluoranthene</b>	<b>110</b>		11	4.8	ug/Kg	☼	05/24/13 06:38	05/29/13 18:25	1
<b>Chrysene</b>	<b>290</b>		12	6.0	ug/Kg	☼	05/24/13 06:38	05/29/13 18:25	1
<b>Dibenz(a,h)anthracene</b>	<b>54</b>		27	5.5	ug/Kg	☼	05/24/13 06:38	05/29/13 18:25	1
<b>Fluoranthene</b>	<b>350</b>		27	5.4	ug/Kg	☼	05/24/13 06:38	05/29/13 18:25	1
<b>Fluorene</b>	<b>20</b>	<b>J</b>	27	5.5	ug/Kg	☼	05/24/13 06:38	05/29/13 18:25	1
<b>Indeno[1,2,3-cd]pyrene</b>	<b>130</b>		27	9.5	ug/Kg	☼	05/24/13 06:38	05/29/13 18:25	1
<b>1-Methylnaphthalene</b>	<b>130</b>		54	5.9	ug/Kg	☼	05/24/13 06:38	05/29/13 18:25	1
<b>2-Methylnaphthalene</b>	<b>160</b>		54	9.5	ug/Kg	☼	05/24/13 06:38	05/29/13 18:25	1
<b>Naphthalene</b>	<b>100</b>		54	5.9	ug/Kg	☼	05/24/13 06:38	05/29/13 18:25	1
<b>Phenanthrene</b>	<b>230</b>	<b>B</b>	11	5.2	ug/Kg	☼	05/24/13 06:38	05/29/13 18:25	1
<b>Pyrene</b>	<b>320</b>		27	5.0	ug/Kg	☼	05/24/13 06:38	05/29/13 18:25	1

Surrogate	%Recovery	Qualifier	Limits	Prepared	Analyzed	Dil Fac
<i>o</i> -Terphenyl	67		30 - 130	05/24/13 06:38	05/29/13 18:25	1

TestAmerica Savannah

# Client Sample Results

Client: Oneida Total Integrated Enterprises LLC  
 Project/Site: 35th Avenue Superfund Site

TestAmerica Job ID: 680-90622-1  
 SDG: 68090622-1

**Client Sample ID: CV0287A-CS-SP**

**Lab Sample ID: 680-90622-3**

Date Collected: 05/20/13 14:14

Matrix: Solid

Date Received: 05/23/13 09:30

Percent Solids: 75.6

**Method: 8270C LL - Semivolatile Organic Compounds by GCMS - Low Levels**

Analyte	Result	Qualifier	RL	MDL	Unit	D	Prepared	Analyzed	Dil Fac
Acenaphthene	530	U	530	110	ug/Kg	☼	05/24/13 06:38	05/29/13 18:43	4
<b>Acenaphthylene</b>	<b>96</b>	<b>J</b>	210	26	ug/Kg	☼	05/24/13 06:38	05/29/13 18:43	4
<b>Anthracene</b>	<b>90</b>		44	22	ug/Kg	☼	05/24/13 06:38	05/29/13 18:43	4
<b>Benzo[a]anthracene</b>	<b>480</b>		42	21	ug/Kg	☼	05/24/13 06:38	05/29/13 18:43	4
<b>Benzo[a]pyrene</b>	<b>490</b>		55	27	ug/Kg	☼	05/24/13 06:38	05/29/13 18:43	4
<b>Benzo[b]fluoranthene</b>	<b>750</b>		64	32	ug/Kg	☼	05/24/13 06:38	05/29/13 18:43	4
<b>Benzo[g,h,i]perylene</b>	<b>330</b>		110	23	ug/Kg	☼	05/24/13 06:38	05/29/13 18:43	4
<b>Benzo[k]fluoranthene</b>	<b>280</b>		42	19	ug/Kg	☼	05/24/13 06:38	05/29/13 18:43	4
<b>Chrysene</b>	<b>540</b>		47	24	ug/Kg	☼	05/24/13 06:38	05/29/13 18:43	4
<b>Dibenz(a,h)anthracene</b>	<b>92</b>	<b>J</b>	110	22	ug/Kg	☼	05/24/13 06:38	05/29/13 18:43	4
<b>Fluoranthene</b>	<b>900</b>		110	21	ug/Kg	☼	05/24/13 06:38	05/29/13 18:43	4
<b>Fluorene</b>	<b>57</b>	<b>J</b>	110	22	ug/Kg	☼	05/24/13 06:38	05/29/13 18:43	4
<b>Indeno[1,2,3-cd]pyrene</b>	<b>290</b>		110	37	ug/Kg	☼	05/24/13 06:38	05/29/13 18:43	4
<b>1-Methylnaphthalene</b>	<b>140</b>	<b>J</b>	210	23	ug/Kg	☼	05/24/13 06:38	05/29/13 18:43	4
<b>2-Methylnaphthalene</b>	<b>180</b>	<b>J</b>	210	37	ug/Kg	☼	05/24/13 06:38	05/29/13 18:43	4
<b>Naphthalene</b>	<b>110</b>	<b>J</b>	210	23	ug/Kg	☼	05/24/13 06:38	05/29/13 18:43	4
<b>Phenanthrene</b>	<b>600</b>	<b>B</b>	42	21	ug/Kg	☼	05/24/13 06:38	05/29/13 18:43	4
<b>Pyrene</b>	<b>750</b>		110	19	ug/Kg	☼	05/24/13 06:38	05/29/13 18:43	4
<b>Surrogate</b>	<b>%Recovery</b>	<b>Qualifier</b>	<b>Limits</b>				<b>Prepared</b>	<b>Analyzed</b>	<b>Dil Fac</b>
<i>o</i> -Terphenyl	62		30 - 130				05/24/13 06:38	05/29/13 18:43	4

**Client Sample ID: CV0287B-CS-SP**

**Lab Sample ID: 680-90622-4**

Date Collected: 05/20/13 14:29

Matrix: Solid

Date Received: 05/23/13 09:30

Percent Solids: 80.3

**Method: 8270C LL - Semivolatile Organic Compounds by GCMS - Low Levels**

Analyte	Result	Qualifier	RL	MDL	Unit	D	Prepared	Analyzed	Dil Fac
Acenaphthene	130	U	130	25	ug/Kg	☼	05/24/13 06:38	05/29/13 19:01	1
<b>Acenaphthylene</b>	<b>21</b>	<b>J</b>	50	6.3	ug/Kg	☼	05/24/13 06:38	05/29/13 19:01	1
<b>Anthracene</b>	<b>55</b>		11	5.3	ug/Kg	☼	05/24/13 06:38	05/29/13 19:01	1
<b>Benzo[a]anthracene</b>	<b>260</b>		10	4.9	ug/Kg	☼	05/24/13 06:38	05/29/13 19:01	1
<b>Benzo[a]pyrene</b>	<b>270</b>		13	6.5	ug/Kg	☼	05/24/13 06:38	05/29/13 19:01	1
<b>Benzo[b]fluoranthene</b>	<b>440</b>		15	7.6	ug/Kg	☼	05/24/13 06:38	05/29/13 19:01	1
<b>Benzo[g,h,i]perylene</b>	<b>230</b>		25	5.5	ug/Kg	☼	05/24/13 06:38	05/29/13 19:01	1
<b>Benzo[k]fluoranthene</b>	<b>170</b>		10	4.5	ug/Kg	☼	05/24/13 06:38	05/29/13 19:01	1
<b>Chrysene</b>	<b>340</b>		11	5.6	ug/Kg	☼	05/24/13 06:38	05/29/13 19:01	1
<b>Dibenz(a,h)anthracene</b>	<b>65</b>		25	5.1	ug/Kg	☼	05/24/13 06:38	05/29/13 19:01	1
<b>Fluoranthene</b>	<b>530</b>		25	5.0	ug/Kg	☼	05/24/13 06:38	05/29/13 19:01	1
<b>Fluorene</b>	<b>28</b>		25	5.1	ug/Kg	☼	05/24/13 06:38	05/29/13 19:01	1
<b>Indeno[1,2,3-cd]pyrene</b>	<b>170</b>		25	8.9	ug/Kg	☼	05/24/13 06:38	05/29/13 19:01	1
<b>1-Methylnaphthalene</b>	<b>110</b>		50	5.5	ug/Kg	☼	05/24/13 06:38	05/29/13 19:01	1
<b>2-Methylnaphthalene</b>	<b>140</b>		50	8.9	ug/Kg	☼	05/24/13 06:38	05/29/13 19:01	1
<b>Naphthalene</b>	<b>100</b>		50	5.5	ug/Kg	☼	05/24/13 06:38	05/29/13 19:01	1
<b>Phenanthrene</b>	<b>300</b>	<b>B</b>	10	4.9	ug/Kg	☼	05/24/13 06:38	05/29/13 19:01	1
<b>Pyrene</b>	<b>460</b>		25	4.6	ug/Kg	☼	05/24/13 06:38	05/29/13 19:01	1
<b>Surrogate</b>	<b>%Recovery</b>	<b>Qualifier</b>	<b>Limits</b>				<b>Prepared</b>	<b>Analyzed</b>	<b>Dil Fac</b>
<i>o</i> -Terphenyl	63		30 - 130				05/24/13 06:38	05/29/13 19:01	1

TestAmerica Savannah

# Client Sample Results

Client: Oneida Total Integrated Enterprises LLC  
 Project/Site: 35th Avenue Superfund Site

TestAmerica Job ID: 680-90622-1  
 SDG: 68090622-1

**Client Sample ID: CV1198A-CS-SP**

**Lab Sample ID: 680-90622-5**

Date Collected: 05/20/13 13:18

Matrix: Solid

Date Received: 05/23/13 09:30

Percent Solids: 81.2

**Method: 8270C LL - Semivolatile Organic Compounds by GCMS - Low Levels**

Analyte	Result	Qualifier	RL	MDL	Unit	D	Prepared	Analyzed	Dil Fac
Acenaphthene	120	U	120	24	ug/Kg	☼	05/24/13 06:38	05/29/13 19:20	1
Acenaphthylene	23	J	49	6.1	ug/Kg	☼	05/24/13 06:38	05/29/13 19:20	1
Anthracene	26		10	5.1	ug/Kg	☼	05/24/13 06:38	05/29/13 19:20	1
Benzo[a]anthracene	150		9.8	4.8	ug/Kg	☼	05/24/13 06:38	05/29/13 19:20	1
Benzo[a]pyrene	160		13	6.3	ug/Kg	☼	05/24/13 06:38	05/29/13 19:20	1
Benzo[b]fluoranthene	310		15	7.4	ug/Kg	☼	05/24/13 06:38	05/29/13 19:20	1
Benzo[g,h,i]perylene	160		24	5.4	ug/Kg	☼	05/24/13 06:38	05/29/13 19:20	1
Benzo[k]fluoranthene	76		9.8	4.4	ug/Kg	☼	05/24/13 06:38	05/29/13 19:20	1
Chrysene	230		11	5.5	ug/Kg	☼	05/24/13 06:38	05/29/13 19:20	1
Dibenz(a,h)anthracene	52		24	5.0	ug/Kg	☼	05/24/13 06:38	05/29/13 19:20	1
Fluoranthene	250		24	4.9	ug/Kg	☼	05/24/13 06:38	05/29/13 19:20	1
Fluorene	6.7	J	24	5.0	ug/Kg	☼	05/24/13 06:38	05/29/13 19:20	1
Indeno[1,2,3-cd]pyrene	130		24	8.7	ug/Kg	☼	05/24/13 06:38	05/29/13 19:20	1
1-Methylnaphthalene	62		49	5.4	ug/Kg	☼	05/24/13 06:38	05/29/13 19:20	1
2-Methylnaphthalene	68		49	8.7	ug/Kg	☼	05/24/13 06:38	05/29/13 19:20	1
Naphthalene	52		49	5.4	ug/Kg	☼	05/24/13 06:38	05/29/13 19:20	1
Phenanthrene	160	B	9.8	4.8	ug/Kg	☼	05/24/13 06:38	05/29/13 19:20	1
Pyrene	250		24	4.5	ug/Kg	☼	05/24/13 06:38	05/29/13 19:20	1
<b>Surrogate</b>	<b>%Recovery</b>	<b>Qualifier</b>	<b>Limits</b>				<b>Prepared</b>	<b>Analyzed</b>	<b>Dil Fac</b>
<i>o</i> -Terphenyl	56		30 - 130				05/24/13 06:38	05/29/13 19:20	1

**Client Sample ID: CV1198B-CS-SP**

**Lab Sample ID: 680-90622-6**

Date Collected: 05/20/13 13:30

Matrix: Solid

Date Received: 05/23/13 09:30

Percent Solids: 80.5

**Method: 8270C LL - Semivolatile Organic Compounds by GCMS - Low Levels**

Analyte	Result	Qualifier	RL	MDL	Unit	D	Prepared	Analyzed	Dil Fac
Acenaphthene	280	J	490	98	ug/Kg	☼	05/24/13 06:38	05/29/13 19:38	4
Acenaphthylene	230		200	25	ug/Kg	☼	05/24/13 06:38	05/29/13 19:38	4
Anthracene	440		41	21	ug/Kg	☼	05/24/13 06:38	05/29/13 19:38	4
Benzo[a]anthracene	2200		39	19	ug/Kg	☼	05/24/13 06:38	05/29/13 19:38	4
Benzo[a]pyrene	2200		51	26	ug/Kg	☼	05/24/13 06:38	05/29/13 19:38	4
Benzo[b]fluoranthene	4900		60	30	ug/Kg	☼	05/24/13 06:38	05/29/13 19:38	4
Benzo[g,h,i]perylene	1500		98	22	ug/Kg	☼	05/24/13 06:38	05/29/13 19:38	4
Benzo[k]fluoranthene	1400		39	18	ug/Kg	☼	05/24/13 06:38	05/29/13 19:38	4
Chrysene	3800		44	22	ug/Kg	☼	05/24/13 06:38	05/29/13 19:38	4
Dibenz(a,h)anthracene	410		98	20	ug/Kg	☼	05/24/13 06:38	05/29/13 19:38	4
Fluoranthene	10000		98	20	ug/Kg	☼	05/24/13 06:38	05/29/13 19:38	4
Fluorene	380		98	20	ug/Kg	☼	05/24/13 06:38	05/29/13 19:38	4
Indeno[1,2,3-cd]pyrene	1300		98	35	ug/Kg	☼	05/24/13 06:38	05/29/13 19:38	4
1-Methylnaphthalene	250		200	22	ug/Kg	☼	05/24/13 06:38	05/29/13 19:38	4
2-Methylnaphthalene	350		200	35	ug/Kg	☼	05/24/13 06:38	05/29/13 19:38	4
Naphthalene	300		200	22	ug/Kg	☼	05/24/13 06:38	05/29/13 19:38	4
Phenanthrene	8200	B	39	19	ug/Kg	☼	05/24/13 06:38	05/29/13 19:38	4
Pyrene	6800		98	18	ug/Kg	☼	05/24/13 06:38	05/29/13 19:38	4
<b>Surrogate</b>	<b>%Recovery</b>	<b>Qualifier</b>	<b>Limits</b>				<b>Prepared</b>	<b>Analyzed</b>	<b>Dil Fac</b>
<i>o</i> -Terphenyl	79		30 - 130				05/24/13 06:38	05/29/13 19:38	4

TestAmerica Savannah

# Client Sample Results

Client: Oneida Total Integrated Enterprises LLC  
 Project/Site: 35th Avenue Superfund Site

TestAmerica Job ID: 680-90622-1  
 SDG: 68090622-1

**Client Sample ID: CV0003A-CS**

**Lab Sample ID: 680-90622-7**

Date Collected: 05/20/13 15:15

Matrix: Solid

Date Received: 05/23/13 09:30

Percent Solids: 78.7

**Method: 8270C LL - Semivolatile Organic Compounds by GCMS - Low Levels**

Analyte	Result	Qualifier	RL	MDL	Unit	D	Prepared	Analyzed	Dil Fac
Acenaphthene	37	J	130	25	ug/Kg	☼	05/24/13 06:38	05/29/13 19:56	1
Acenaphthylene	18	J	51	6.3	ug/Kg	☼	05/24/13 06:38	05/29/13 19:56	1
Anthracene	100		11	5.3	ug/Kg	☼	05/24/13 06:38	05/29/13 19:56	1
Benzo[a]anthracene	550		10	4.9	ug/Kg	☼	05/24/13 06:38	05/29/13 19:56	1
Benzo[a]pyrene	520		13	6.6	ug/Kg	☼	05/24/13 06:38	05/29/13 19:56	1
Benzo[b]fluoranthene	870		15	7.7	ug/Kg	☼	05/24/13 06:38	05/29/13 19:56	1
Benzo[g,h,i]perylene	360		25	5.6	ug/Kg	☼	05/24/13 06:38	05/29/13 19:56	1
Benzo[k]fluoranthene	260		10	4.5	ug/Kg	☼	05/24/13 06:38	05/29/13 19:56	1
Chrysene	610		11	5.7	ug/Kg	☼	05/24/13 06:38	05/29/13 19:56	1
Dibenz(a,h)anthracene	120		25	5.2	ug/Kg	☼	05/24/13 06:38	05/29/13 19:56	1
Fluoranthene	920		25	5.1	ug/Kg	☼	05/24/13 06:38	05/29/13 19:56	1
Fluorene	28		25	5.2	ug/Kg	☼	05/24/13 06:38	05/29/13 19:56	1
Indeno[1,2,3-cd]pyrene	290		25	9.0	ug/Kg	☼	05/24/13 06:38	05/29/13 19:56	1
1-Methylnaphthalene	74		51	5.6	ug/Kg	☼	05/24/13 06:38	05/29/13 19:56	1
2-Methylnaphthalene	110		51	9.0	ug/Kg	☼	05/24/13 06:38	05/29/13 19:56	1
Naphthalene	94		51	5.6	ug/Kg	☼	05/24/13 06:38	05/29/13 19:56	1
Phenanthrene	470	B	10	4.9	ug/Kg	☼	05/24/13 06:38	05/29/13 19:56	1
Pyrene	830		25	4.7	ug/Kg	☼	05/24/13 06:38	05/29/13 19:56	1
<b>Surrogate</b>	<b>%Recovery</b>	<b>Qualifier</b>	<b>Limits</b>				<b>Prepared</b>	<b>Analyzed</b>	<b>Dil Fac</b>
<i>o</i> -Terphenyl	61		30 - 130				05/24/13 06:38	05/29/13 19:56	1

**Client Sample ID: CV0003B-GS**

**Lab Sample ID: 680-90622-8**

Date Collected: 05/20/13 15:25

Matrix: Solid

Date Received: 05/23/13 09:30

Percent Solids: 72.7

**Method: 8270C LL - Semivolatile Organic Compounds by GCMS - Low Levels**

Analyte	Result	Qualifier	RL	MDL	Unit	D	Prepared	Analyzed	Dil Fac
Acenaphthene	140	U	140	27	ug/Kg	☼	05/24/13 06:38	05/29/13 20:15	1
Acenaphthylene	13	J	54	6.8	ug/Kg	☼	05/24/13 06:38	05/29/13 20:15	1
Anthracene	29		11	5.7	ug/Kg	☼	05/24/13 06:38	05/29/13 20:15	1
Benzo[a]anthracene	120		11	5.3	ug/Kg	☼	05/24/13 06:38	05/29/13 20:15	1
Benzo[a]pyrene	120		14	7.1	ug/Kg	☼	05/24/13 06:38	05/29/13 20:15	1
Benzo[b]fluoranthene	260		17	8.3	ug/Kg	☼	05/24/13 06:38	05/29/13 20:15	1
Benzo[g,h,i]perylene	250		27	6.0	ug/Kg	☼	05/24/13 06:38	05/29/13 20:15	1
Benzo[k]fluoranthene	75		11	4.9	ug/Kg	☼	05/24/13 06:38	05/29/13 20:15	1
Chrysene	220		12	6.1	ug/Kg	☼	05/24/13 06:38	05/29/13 20:15	1
Dibenz(a,h)anthracene	48		27	5.6	ug/Kg	☼	05/24/13 06:38	05/29/13 20:15	1
Fluoranthene	140		27	5.4	ug/Kg	☼	05/24/13 06:38	05/29/13 20:15	1
Fluorene	20	J	27	5.6	ug/Kg	☼	05/24/13 06:38	05/29/13 20:15	1
Indeno[1,2,3-cd]pyrene	140		27	9.6	ug/Kg	☼	05/24/13 06:38	05/29/13 20:15	1
1-Methylnaphthalene	99		54	6.0	ug/Kg	☼	05/24/13 06:38	05/29/13 20:15	1
2-Methylnaphthalene	160		54	9.6	ug/Kg	☼	05/24/13 06:38	05/29/13 20:15	1
Naphthalene	160		54	6.0	ug/Kg	☼	05/24/13 06:38	05/29/13 20:15	1
Phenanthrene	190	B	11	5.3	ug/Kg	☼	05/24/13 06:38	05/29/13 20:15	1
Pyrene	170		27	5.0	ug/Kg	☼	05/24/13 06:38	05/29/13 20:15	1
<b>Surrogate</b>	<b>%Recovery</b>	<b>Qualifier</b>	<b>Limits</b>				<b>Prepared</b>	<b>Analyzed</b>	<b>Dil Fac</b>
<i>o</i> -Terphenyl	62		30 - 130				05/24/13 06:38	05/29/13 20:15	1

TestAmerica Savannah

# Client Sample Results

Client: Oneida Total Integrated Enterprises LLC  
 Project/Site: 35th Avenue Superfund Site

TestAmerica Job ID: 680-90622-1  
 SDG: 68090622-1

**Client Sample ID: HP0068A-CS**

**Lab Sample ID: 680-90622-9**

Date Collected: 05/20/13 13:05

Matrix: Solid

Date Received: 05/23/13 09:30

Percent Solids: 74.4

**Method: 8270C LL - Semivolatile Organic Compounds by GCMS - Low Levels**

Analyte	Result	Qualifier	RL	MDL	Unit	D	Prepared	Analyzed	Dil Fac
Acenaphthene	130	U	130	27	ug/Kg	☼	05/30/13 11:37	06/03/13 15:25	1
<b>Acenaphthylene</b>	<b>7.2</b>	<b>J</b>	54	6.7	ug/Kg	☼	05/30/13 11:37	06/03/13 15:25	1
<b>Anthracene</b>	<b>13</b>		11	5.7	ug/Kg	☼	05/30/13 11:37	06/03/13 15:25	1
<b>Benzo[a]anthracene</b>	<b>59</b>		11	5.2	ug/Kg	☼	05/30/13 11:37	06/03/13 15:25	1
<b>Benzo[a]pyrene</b>	<b>63</b>		14	7.0	ug/Kg	☼	05/30/13 11:37	06/03/13 15:25	1
<b>Benzo[b]fluoranthene</b>	<b>100</b>		16	8.2	ug/Kg	☼	05/30/13 11:37	06/03/13 15:25	1
<b>Benzo[g,h,i]perylene</b>	<b>58</b>		27	5.9	ug/Kg	☼	05/30/13 11:37	06/03/13 15:25	1
<b>Benzo[k]fluoranthene</b>	<b>37</b>		11	4.8	ug/Kg	☼	05/30/13 11:37	06/03/13 15:25	1
<b>Chrysene</b>	<b>90</b>		12	6.1	ug/Kg	☼	05/30/13 11:37	06/03/13 15:25	1
<b>Dibenz(a,h)anthracene</b>	<b>22</b>	<b>J</b>	27	5.5	ug/Kg	☼	05/30/13 11:37	06/03/13 15:25	1
<b>Fluoranthene</b>	<b>78</b>		27	5.4	ug/Kg	☼	05/30/13 11:37	06/03/13 15:25	1
Fluorene	27	U	27	5.5	ug/Kg	☼	05/30/13 11:37	06/03/13 15:25	1
<b>Indeno[1,2,3-cd]pyrene</b>	<b>58</b>		27	9.6	ug/Kg	☼	05/30/13 11:37	06/03/13 15:25	1
<b>1-Methylnaphthalene</b>	<b>31</b>	<b>J</b>	54	5.9	ug/Kg	☼	05/30/13 11:37	06/03/13 15:25	1
<b>2-Methylnaphthalene</b>	<b>41</b>	<b>J</b>	54	9.6	ug/Kg	☼	05/30/13 11:37	06/03/13 15:25	1
<b>Naphthalene</b>	<b>35</b>	<b>J</b>	54	5.9	ug/Kg	☼	05/30/13 11:37	06/03/13 15:25	1
<b>Phenanthrene</b>	<b>74</b>		11	5.2	ug/Kg	☼	05/30/13 11:37	06/03/13 15:25	1
<b>Pyrene</b>	<b>76</b>		27	5.0	ug/Kg	☼	05/30/13 11:37	06/03/13 15:25	1
<b>Surrogate</b>	<b>%Recovery</b>	<b>Qualifier</b>	<b>Limits</b>				<b>Prepared</b>	<b>Analyzed</b>	<b>Dil Fac</b>
<i>o</i> -Terphenyl	74		30 - 130				05/30/13 11:37	06/03/13 15:25	1

**Client Sample ID: HP0068A-CSD**

**Lab Sample ID: 680-90622-10**

Date Collected: 05/20/13 13:05

Matrix: Solid

Date Received: 05/23/13 09:30

Percent Solids: 78.9

**Method: 8270C LL - Semivolatile Organic Compounds by GCMS - Low Levels**

Analyte	Result	Qualifier	RL	MDL	Unit	D	Prepared	Analyzed	Dil Fac
Acenaphthene	130	U	130	25	ug/Kg	☼	05/24/13 06:38	05/29/13 20:51	1
<b>Acenaphthylene</b>	<b>12</b>	<b>J</b>	50	6.3	ug/Kg	☼	05/24/13 06:38	05/29/13 20:51	1
<b>Anthracene</b>	<b>22</b>		11	5.3	ug/Kg	☼	05/24/13 06:38	05/29/13 20:51	1
<b>Benzo[a]anthracene</b>	<b>110</b>		10	4.9	ug/Kg	☼	05/24/13 06:38	05/29/13 20:51	1
<b>Benzo[a]pyrene</b>	<b>110</b>		13	6.5	ug/Kg	☼	05/24/13 06:38	05/29/13 20:51	1
<b>Benzo[b]fluoranthene</b>	<b>230</b>		15	7.6	ug/Kg	☼	05/24/13 06:38	05/29/13 20:51	1
<b>Benzo[g,h,i]perylene</b>	<b>100</b>		25	5.5	ug/Kg	☼	05/24/13 06:38	05/29/13 20:51	1
<b>Benzo[k]fluoranthene</b>	<b>42</b>		10	4.5	ug/Kg	☼	05/24/13 06:38	05/29/13 20:51	1
<b>Chrysene</b>	<b>160</b>		11	5.6	ug/Kg	☼	05/24/13 06:38	05/29/13 20:51	1
<b>Dibenz(a,h)anthracene</b>	<b>26</b>		25	5.1	ug/Kg	☼	05/24/13 06:38	05/29/13 20:51	1
<b>Fluoranthene</b>	<b>130</b>		25	5.0	ug/Kg	☼	05/24/13 06:38	05/29/13 20:51	1
<b>Fluorene</b>	<b>12</b>	<b>J</b>	25	5.1	ug/Kg	☼	05/24/13 06:38	05/29/13 20:51	1
<b>Indeno[1,2,3-cd]pyrene</b>	<b>81</b>		25	8.9	ug/Kg	☼	05/24/13 06:38	05/29/13 20:51	1
<b>1-Methylnaphthalene</b>	<b>55</b>		50	5.5	ug/Kg	☼	05/24/13 06:38	05/29/13 20:51	1
<b>2-Methylnaphthalene</b>	<b>64</b>		50	8.9	ug/Kg	☼	05/24/13 06:38	05/29/13 20:51	1
<b>Naphthalene</b>	<b>38</b>	<b>J</b>	50	5.5	ug/Kg	☼	05/24/13 06:38	05/29/13 20:51	1
<b>Phenanthrene</b>	<b>100</b>	<b>B</b>	10	4.9	ug/Kg	☼	05/24/13 06:38	05/29/13 20:51	1
<b>Pyrene</b>	<b>150</b>		25	4.6	ug/Kg	☼	05/24/13 06:38	05/29/13 20:51	1
<b>Surrogate</b>	<b>%Recovery</b>	<b>Qualifier</b>	<b>Limits</b>				<b>Prepared</b>	<b>Analyzed</b>	<b>Dil Fac</b>
<i>o</i> -Terphenyl	60		30 - 130				05/24/13 06:38	05/29/13 20:51	1

TestAmerica Savannah



# Client Sample Results

Client: Oneida Total Integrated Enterprises LLC  
 Project/Site: 35th Avenue Superfund Site

TestAmerica Job ID: 680-90622-1  
 SDG: 68090622-1

**Client Sample ID: CV0068B-CS**

**Lab Sample ID: 680-90622-11**

Date Collected: 05/20/13 13:15

Matrix: Solid

Date Received: 05/23/13 09:30

Percent Solids: 78.9

**Method: 8270C LL - Semivolatile Organic Compounds by GCMS - Low Levels**

Analyte	Result	Qualifier	RL	MDL	Unit	D	Prepared	Analyzed	Dil Fac
Acenaphthene	130	U	130	25	ug/Kg	☼	05/30/13 11:37	06/03/13 15:48	1
<b>Acenaphthylene</b>	<b>7.6</b>	<b>J</b>	51	6.3	ug/Kg	☼	05/30/13 11:37	06/03/13 15:48	1
<b>Anthracene</b>	<b>13</b>		11	5.3	ug/Kg	☼	05/30/13 11:37	06/03/13 15:48	1
<b>Benzo[a]anthracene</b>	<b>81</b>		10	5.0	ug/Kg	☼	05/30/13 11:37	06/03/13 15:48	1
<b>Benzo[a]pyrene</b>	<b>95</b>		13	6.6	ug/Kg	☼	05/30/13 11:37	06/03/13 15:48	1
<b>Benzo[b]fluoranthene</b>	<b>160</b>		15	7.7	ug/Kg	☼	05/30/13 11:37	06/03/13 15:48	1
<b>Benzo[g,h,i]perylene</b>	<b>82</b>		25	5.6	ug/Kg	☼	05/30/13 11:37	06/03/13 15:48	1
<b>Benzo[k]fluoranthene</b>	<b>50</b>		10	4.6	ug/Kg	☼	05/30/13 11:37	06/03/13 15:48	1
<b>Chrysene</b>	<b>110</b>		11	5.7	ug/Kg	☼	05/30/13 11:37	06/03/13 15:48	1
<b>Dibenz(a,h)anthracene</b>	<b>25</b>		25	5.2	ug/Kg	☼	05/30/13 11:37	06/03/13 15:48	1
<b>Fluoranthene</b>	<b>93</b>		25	5.1	ug/Kg	☼	05/30/13 11:37	06/03/13 15:48	1
Fluorene	25	U	25	5.2	ug/Kg	☼	05/30/13 11:37	06/03/13 15:48	1
<b>Indeno[1,2,3-cd]pyrene</b>	<b>83</b>		25	9.0	ug/Kg	☼	05/30/13 11:37	06/03/13 15:48	1
<b>1-Methylnaphthalene</b>	<b>25</b>	<b>J</b>	51	5.6	ug/Kg	☼	05/30/13 11:37	06/03/13 15:48	1
<b>2-Methylnaphthalene</b>	<b>30</b>	<b>J</b>	51	9.0	ug/Kg	☼	05/30/13 11:37	06/03/13 15:48	1
<b>Naphthalene</b>	<b>30</b>	<b>J</b>	51	5.6	ug/Kg	☼	05/30/13 11:37	06/03/13 15:48	1
<b>Phenanthrene</b>	<b>59</b>		10	5.0	ug/Kg	☼	05/30/13 11:37	06/03/13 15:48	1
<b>Pyrene</b>	<b>98</b>		25	4.7	ug/Kg	☼	05/30/13 11:37	06/03/13 15:48	1
<b>Surrogate</b>	<b>%Recovery</b>	<b>Qualifier</b>	<b>Limits</b>				<b>Prepared</b>	<b>Analyzed</b>	<b>Dil Fac</b>
<i>o</i> -Terphenyl	79		30 - 130				05/30/13 11:37	06/03/13 15:48	1

**Client Sample ID: CV0626A-CS**

**Lab Sample ID: 680-90622-12**

Date Collected: 05/20/13 14:35

Matrix: Solid

Date Received: 05/23/13 09:30

Percent Solids: 76.3

**Method: 8270C LL - Semivolatile Organic Compounds by GCMS - Low Levels**

Analyte	Result	Qualifier	RL	MDL	Unit	D	Prepared	Analyzed	Dil Fac
Acenaphthene	520	U	520	100	ug/Kg	☼	05/24/13 06:38	05/29/13 21:27	4
<b>Acenaphthylene</b>	<b>41</b>	<b>J</b>	210	26	ug/Kg	☼	05/24/13 06:38	05/29/13 21:27	4
<b>Anthracene</b>	<b>67</b>		44	22	ug/Kg	☼	05/24/13 06:38	05/29/13 21:27	4
<b>Benzo[a]anthracene</b>	<b>330</b>		42	20	ug/Kg	☼	05/24/13 06:38	05/29/13 21:27	4
<b>Benzo[a]pyrene</b>	<b>320</b>		54	27	ug/Kg	☼	05/24/13 06:38	05/29/13 21:27	4
<b>Benzo[b]fluoranthene</b>	<b>550</b>		64	32	ug/Kg	☼	05/24/13 06:38	05/29/13 21:27	4
<b>Benzo[g,h,i]perylene</b>	<b>230</b>		100	23	ug/Kg	☼	05/24/13 06:38	05/29/13 21:27	4
<b>Benzo[k]fluoranthene</b>	<b>150</b>		42	19	ug/Kg	☼	05/24/13 06:38	05/29/13 21:27	4
<b>Chrysene</b>	<b>380</b>		47	23	ug/Kg	☼	05/24/13 06:38	05/29/13 21:27	4
<b>Dibenz(a,h)anthracene</b>	<b>64</b>	<b>J</b>	100	21	ug/Kg	☼	05/24/13 06:38	05/29/13 21:27	4
<b>Fluoranthene</b>	<b>390</b>		100	21	ug/Kg	☼	05/24/13 06:38	05/29/13 21:27	4
<b>Fluorene</b>	<b>36</b>	<b>J</b>	100	21	ug/Kg	☼	05/24/13 06:38	05/29/13 21:27	4
<b>Indeno[1,2,3-cd]pyrene</b>	<b>240</b>		100	37	ug/Kg	☼	05/24/13 06:38	05/29/13 21:27	4
<b>1-Methylnaphthalene</b>	<b>120</b>	<b>J</b>	210	23	ug/Kg	☼	05/24/13 06:38	05/29/13 21:27	4
<b>2-Methylnaphthalene</b>	<b>150</b>	<b>J</b>	210	37	ug/Kg	☼	05/24/13 06:38	05/29/13 21:27	4
<b>Naphthalene</b>	<b>97</b>	<b>J</b>	210	23	ug/Kg	☼	05/24/13 06:38	05/29/13 21:27	4
<b>Phenanthrene</b>	<b>290</b>	<b>B</b>	42	20	ug/Kg	☼	05/24/13 06:38	05/29/13 21:27	4
<b>Pyrene</b>	<b>420</b>		100	19	ug/Kg	☼	05/24/13 06:38	05/29/13 21:27	4
<b>Surrogate</b>	<b>%Recovery</b>	<b>Qualifier</b>	<b>Limits</b>				<b>Prepared</b>	<b>Analyzed</b>	<b>Dil Fac</b>
<i>o</i> -Terphenyl	47		30 - 130				05/24/13 06:38	05/29/13 21:27	4

TestAmerica Savannah

# Client Sample Results

Client: Oneida Total Integrated Enterprises LLC  
 Project/Site: 35th Avenue Superfund Site

TestAmerica Job ID: 680-90622-1  
 SDG: 68090622-1

**Client Sample ID: CV0626B-CS**

**Lab Sample ID: 680-90622-13**

Date Collected: 05/20/13 14:45

Matrix: Solid

Date Received: 05/23/13 09:30

Percent Solids: 79.1

**Method: 8270C LL - Semivolatile Organic Compounds by GCMS - Low Levels**

Analyte	Result	Qualifier	RL	MDL	Unit	D	Prepared	Analyzed	Dil Fac
Acenaphthene	500	U	500	100	ug/Kg	☼	05/24/13 06:38	05/29/13 21:46	4
<b>Acenaphthylene</b>	<b>53</b>	<b>J</b>	200	25	ug/Kg	☼	05/24/13 06:38	05/29/13 21:46	4
<b>Anthracene</b>	<b>51</b>		42	21	ug/Kg	☼	05/24/13 06:38	05/29/13 21:46	4
<b>Benzo[a]anthracene</b>	<b>300</b>		40	20	ug/Kg	☼	05/24/13 06:38	05/29/13 21:46	4
<b>Benzo[a]pyrene</b>	<b>350</b>		52	26	ug/Kg	☼	05/24/13 06:38	05/29/13 21:46	4
<b>Benzo[b]fluoranthene</b>	<b>540</b>		62	31	ug/Kg	☼	05/24/13 06:38	05/29/13 21:46	4
<b>Benzo[g,h,i]perylene</b>	<b>280</b>		100	22	ug/Kg	☼	05/24/13 06:38	05/29/13 21:46	4
<b>Benzo[k]fluoranthene</b>	<b>190</b>		40	18	ug/Kg	☼	05/24/13 06:38	05/29/13 21:46	4
<b>Chrysene</b>	<b>500</b>		45	23	ug/Kg	☼	05/24/13 06:38	05/29/13 21:46	4
<b>Dibenz(a,h)anthracene</b>	<b>89</b>	<b>J</b>	100	21	ug/Kg	☼	05/24/13 06:38	05/29/13 21:46	4
<b>Fluoranthene</b>	<b>510</b>		100	20	ug/Kg	☼	05/24/13 06:38	05/29/13 21:46	4
<b>Fluorene</b>	<b>41</b>	<b>J</b>	100	21	ug/Kg	☼	05/24/13 06:38	05/29/13 21:46	4
<b>Indeno[1,2,3-cd]pyrene</b>	<b>230</b>		100	36	ug/Kg	☼	05/24/13 06:38	05/29/13 21:46	4
<b>1-Methylnaphthalene</b>	<b>190</b>	<b>J</b>	200	22	ug/Kg	☼	05/24/13 06:38	05/29/13 21:46	4
<b>2-Methylnaphthalene</b>	<b>220</b>		200	36	ug/Kg	☼	05/24/13 06:38	05/29/13 21:46	4
<b>Naphthalene</b>	<b>130</b>	<b>J</b>	200	22	ug/Kg	☼	05/24/13 06:38	05/29/13 21:46	4
<b>Phenanthrene</b>	<b>380</b>	<b>B</b>	40	20	ug/Kg	☼	05/24/13 06:38	05/29/13 21:46	4
<b>Pyrene</b>	<b>570</b>		100	19	ug/Kg	☼	05/24/13 06:38	05/29/13 21:46	4
<b>Surrogate</b>	<b>%Recovery</b>	<b>Qualifier</b>	<b>Limits</b>				<b>Prepared</b>	<b>Analyzed</b>	<b>Dil Fac</b>
<i>o</i> -Terphenyl	60		30 - 130				05/24/13 06:38	05/29/13 21:46	4

**Client Sample ID: 052113-RB-Shovel**

**Lab Sample ID: 680-90622-15**

Date Collected: 05/21/13 11:35

Matrix: Water

Date Received: 05/23/13 09:30

**Method: 8270C LL - Semivolatile Organic Compounds by GCMS - Low Levels**

Analyte	Result	Qualifier	RL	MDL	Unit	D	Prepared	Analyzed	Dil Fac
Acenaphthene	2.1	U	2.1	0.52	ug/L		05/28/13 13:46	05/30/13 18:28	1
Acenaphthylene	1.0	U	1.0	0.26	ug/L		05/28/13 13:46	05/30/13 18:28	1
Anthracene	0.21	U	0.21	0.078	ug/L		05/28/13 13:46	05/30/13 18:28	1
Benzo[a]anthracene	0.21	U	0.21	0.052	ug/L		05/28/13 13:46	05/30/13 18:28	1
Benzo[a]pyrene	0.21	U	0.21	0.059	ug/L		05/28/13 13:46	05/30/13 18:28	1
Benzo[b]fluoranthene	0.21	U	0.21	0.052	ug/L		05/28/13 13:46	05/30/13 18:28	1
Benzo[g,h,i]perylene	0.52	U	0.52	0.10	ug/L		05/28/13 13:46	05/30/13 18:28	1
Benzo[k]fluoranthene	0.21	U	0.21	0.059	ug/L		05/28/13 13:46	05/30/13 18:28	1
Chrysene	0.21	U	0.21	0.071	ug/L		05/28/13 13:46	05/30/13 18:28	1
Dibenz(a,h)anthracene	0.21	U	0.21	0.052	ug/L		05/28/13 13:46	05/30/13 18:28	1
Fluoranthene	0.52	U	0.52	0.056	ug/L		05/28/13 13:46	05/30/13 18:28	1
Fluorene	2.1	U	2.1	0.52	ug/L		05/28/13 13:46	05/30/13 18:28	1
Indeno[1,2,3-cd]pyrene	0.21	U	0.21	0.052	ug/L		05/28/13 13:46	05/30/13 18:28	1
1-Methylnaphthalene	2.1	U	2.1	0.52	ug/L		05/28/13 13:46	05/30/13 18:28	1
2-Methylnaphthalene	2.1	U	2.1	0.52	ug/L		05/28/13 13:46	05/30/13 18:28	1
Naphthalene	2.1	U	2.1	0.26	ug/L		05/28/13 13:46	05/30/13 18:28	1
Phenanthrene	0.52	U	0.52	0.21	ug/L		05/28/13 13:46	05/30/13 18:28	1
Pyrene	0.52	U	0.52	0.092	ug/L		05/28/13 13:46	05/30/13 18:28	1
<b>Surrogate</b>	<b>%Recovery</b>	<b>Qualifier</b>	<b>Limits</b>				<b>Prepared</b>	<b>Analyzed</b>	<b>Dil Fac</b>
<i>o</i> -Terphenyl	64		30 - 130				05/28/13 13:46	05/30/13 18:28	1

TestAmerica Savannah

# Client Sample Results

Client: Oneida Total Integrated Enterprises LLC  
 Project/Site: 35th Avenue Superfund Site

TestAmerica Job ID: 680-90622-1  
 SDG: 68090622-1

**Client Sample ID: CV0747A-CS**

**Lab Sample ID: 680-90622-16**

Date Collected: 05/21/13 08:55

Matrix: Solid

Date Received: 05/23/13 09:30

Percent Solids: 73.8

**Method: 8270C LL - Semivolatile Organic Compounds by GCMS - Low Levels**

Analyte	Result	Qualifier	RL	MDL	Unit	D	Prepared	Analyzed	Dil Fac
Acenaphthene	530	U	530	110	ug/Kg	☼	05/24/13 06:38	05/29/13 22:41	4
<b>Acenaphthylene</b>	<b>46</b>	<b>J</b>	210	26	ug/Kg	☼	05/24/13 06:38	05/29/13 22:41	4
<b>Anthracene</b>	<b>140</b>		44	22	ug/Kg	☼	05/24/13 06:38	05/29/13 22:41	4
<b>Benzo[a]anthracene</b>	<b>550</b>		42	21	ug/Kg	☼	05/24/13 06:38	05/29/13 22:41	4
<b>Benzo[a]pyrene</b>	<b>530</b>		55	28	ug/Kg	☼	05/24/13 06:38	05/29/13 22:41	4
<b>Benzo[b]fluoranthene</b>	<b>990</b>		65	32	ug/Kg	☼	05/24/13 06:38	05/29/13 22:41	4
<b>Benzo[g,h,i]perylene</b>	<b>370</b>		110	23	ug/Kg	☼	05/24/13 06:38	05/29/13 22:41	4
<b>Benzo[k]fluoranthene</b>	<b>380</b>		42	19	ug/Kg	☼	05/24/13 06:38	05/29/13 22:41	4
<b>Chrysene</b>	<b>650</b>		48	24	ug/Kg	☼	05/24/13 06:38	05/29/13 22:41	4
<b>Dibenz(a,h)anthracene</b>	<b>140</b>		110	22	ug/Kg	☼	05/24/13 06:38	05/29/13 22:41	4
<b>Fluoranthene</b>	<b>1500</b>		110	21	ug/Kg	☼	05/24/13 06:38	05/29/13 22:41	4
<b>Fluorene</b>	<b>92</b>	<b>J</b>	110	22	ug/Kg	☼	05/24/13 06:38	05/29/13 22:41	4
<b>Indeno[1,2,3-cd]pyrene</b>	<b>310</b>		110	38	ug/Kg	☼	05/24/13 06:38	05/29/13 22:41	4
<b>1-Methylnaphthalene</b>	<b>61</b>	<b>J</b>	210	23	ug/Kg	☼	05/24/13 06:38	05/29/13 22:41	4
<b>2-Methylnaphthalene</b>	<b>82</b>	<b>J</b>	210	38	ug/Kg	☼	05/24/13 06:38	05/29/13 22:41	4
<b>Naphthalene</b>	<b>62</b>	<b>J</b>	210	23	ug/Kg	☼	05/24/13 06:38	05/29/13 22:41	4
<b>Phenanthrene</b>	<b>1000</b>	<b>B</b>	42	21	ug/Kg	☼	05/24/13 06:38	05/29/13 22:41	4
<b>Pyrene</b>	<b>1200</b>		110	20	ug/Kg	☼	05/24/13 06:38	05/29/13 22:41	4
<b>Surrogate</b>	<b>%Recovery</b>	<b>Qualifier</b>	<b>Limits</b>				<b>Prepared</b>	<b>Analyzed</b>	<b>Dil Fac</b>
<i>o</i> -Terphenyl	71		30 - 130				05/24/13 06:38	05/29/13 22:41	4

**Client Sample ID: CV0747A-CSD**

**Lab Sample ID: 680-90622-17**

Date Collected: 05/21/13 08:55

Matrix: Solid

Date Received: 05/23/13 09:30

Percent Solids: 70.1

**Method: 8270C LL - Semivolatile Organic Compounds by GCMS - Low Levels**

Analyte	Result	Qualifier	RL	MDL	Unit	D	Prepared	Analyzed	Dil Fac
Acenaphthene	28	J	140	28	ug/Kg	☼	05/24/13 06:38	05/29/13 22:59	1
<b>Acenaphthylene</b>	<b>29</b>	<b>J</b>	57	7.1	ug/Kg	☼	05/24/13 06:38	05/29/13 22:59	1
<b>Anthracene</b>	<b>71</b>		12	6.0	ug/Kg	☼	05/24/13 06:38	05/29/13 22:59	1
<b>Benzo[a]anthracene</b>	<b>360</b>		11	5.6	ug/Kg	☼	05/24/13 06:38	05/29/13 22:59	1
<b>Benzo[a]pyrene</b>	<b>320</b>		15	7.4	ug/Kg	☼	05/24/13 06:38	05/29/13 22:59	1
<b>Benzo[b]fluoranthene</b>	<b>580</b>		17	8.7	ug/Kg	☼	05/24/13 06:38	05/29/13 22:59	1
<b>Benzo[g,h,i]perylene</b>	<b>240</b>		28	6.3	ug/Kg	☼	05/24/13 06:38	05/29/13 22:59	1
<b>Benzo[k]fluoranthene</b>	<b>260</b>		11	5.1	ug/Kg	☼	05/24/13 06:38	05/29/13 22:59	1
<b>Chrysene</b>	<b>410</b>		13	6.4	ug/Kg	☼	05/24/13 06:38	05/29/13 22:59	1
<b>Dibenz(a,h)anthracene</b>	<b>74</b>		28	5.8	ug/Kg	☼	05/24/13 06:38	05/29/13 22:59	1
<b>Fluoranthene</b>	<b>830</b>		28	5.7	ug/Kg	☼	05/24/13 06:38	05/29/13 22:59	1
<b>Fluorene</b>	<b>33</b>		28	5.8	ug/Kg	☼	05/24/13 06:38	05/29/13 22:59	1
<b>Indeno[1,2,3-cd]pyrene</b>	<b>190</b>		28	10	ug/Kg	☼	05/24/13 06:38	05/29/13 22:59	1
<b>1-Methylnaphthalene</b>	<b>53</b>	<b>J</b>	57	6.3	ug/Kg	☼	05/24/13 06:38	05/29/13 22:59	1
<b>2-Methylnaphthalene</b>	<b>95</b>		57	10	ug/Kg	☼	05/24/13 06:38	05/29/13 22:59	1
<b>Naphthalene</b>	<b>72</b>		57	6.3	ug/Kg	☼	05/24/13 06:38	05/29/13 22:59	1
<b>Phenanthrene</b>	<b>380</b>	<b>B</b>	11	5.6	ug/Kg	☼	05/24/13 06:38	05/29/13 22:59	1
<b>Pyrene</b>	<b>660</b>		28	5.3	ug/Kg	☼	05/24/13 06:38	05/29/13 22:59	1
<b>Surrogate</b>	<b>%Recovery</b>	<b>Qualifier</b>	<b>Limits</b>				<b>Prepared</b>	<b>Analyzed</b>	<b>Dil Fac</b>
<i>o</i> -Terphenyl	66		30 - 130				05/24/13 06:38	05/29/13 22:59	1

TestAmerica Savannah

# Client Sample Results

Client: Oneida Total Integrated Enterprises LLC  
 Project/Site: 35th Avenue Superfund Site

TestAmerica Job ID: 680-90622-1  
 SDG: 68090622-1

**Client Sample ID: CV1351A-CS**

**Lab Sample ID: 680-90622-18**

Date Collected: 05/21/13 10:50

Matrix: Solid

Date Received: 05/23/13 09:30

Percent Solids: 71.4

**Method: 8270C LL - Semivolatile Organic Compounds by GCMS - Low Levels**

Analyte	Result	Qualifier	RL	MDL	Unit	D	Prepared	Analyzed	Dil Fac
Acenaphthene	560	U	560	110	ug/Kg	☼	05/24/13 06:38	05/29/13 23:18	4
<b>Acenaphthylene</b>	<b>31</b>	<b>J</b>	220	28	ug/Kg	☼	05/24/13 06:38	05/29/13 23:18	4
<b>Anthracene</b>	<b>100</b>		47	23	ug/Kg	☼	05/24/13 06:38	05/29/13 23:18	4
<b>Benzo[a]anthracene</b>	<b>530</b>		45	22	ug/Kg	☼	05/24/13 06:38	05/29/13 23:18	4
<b>Benzo[a]pyrene</b>	<b>510</b>		58	29	ug/Kg	☼	05/24/13 06:38	05/29/13 23:18	4
<b>Benzo[b]fluoranthene</b>	<b>740</b>		68	34	ug/Kg	☼	05/24/13 06:38	05/29/13 23:18	4
<b>Benzo[g,h,i]perylene</b>	<b>340</b>		110	25	ug/Kg	☼	05/24/13 06:38	05/29/13 23:18	4
<b>Benzo[k]fluoranthene</b>	<b>290</b>		45	20	ug/Kg	☼	05/24/13 06:38	05/29/13 23:18	4
<b>Chrysene</b>	<b>600</b>		50	25	ug/Kg	☼	05/24/13 06:38	05/29/13 23:18	4
<b>Dibenz(a,h)anthracene</b>	<b>80</b>	<b>J</b>	110	23	ug/Kg	☼	05/24/13 06:38	05/29/13 23:18	4
<b>Fluoranthene</b>	<b>790</b>		110	22	ug/Kg	☼	05/24/13 06:38	05/29/13 23:18	4
<b>Fluorene</b>	<b>48</b>	<b>J</b>	110	23	ug/Kg	☼	05/24/13 06:38	05/29/13 23:18	4
<b>Indeno[1,2,3-cd]pyrene</b>	<b>300</b>		110	40	ug/Kg	☼	05/24/13 06:38	05/29/13 23:18	4
<b>1-Methylnaphthalene</b>	<b>160</b>	<b>J</b>	220	25	ug/Kg	☼	05/24/13 06:38	05/29/13 23:18	4
<b>2-Methylnaphthalene</b>	<b>190</b>	<b>J</b>	220	40	ug/Kg	☼	05/24/13 06:38	05/29/13 23:18	4
<b>Naphthalene</b>	<b>130</b>	<b>J</b>	220	25	ug/Kg	☼	05/24/13 06:38	05/29/13 23:18	4
<b>Phenanthrene</b>	<b>550</b>	<b>B</b>	45	22	ug/Kg	☼	05/24/13 06:38	05/29/13 23:18	4
<b>Pyrene</b>	<b>780</b>		110	21	ug/Kg	☼	05/24/13 06:38	05/29/13 23:18	4
<b>Surrogate</b>	<b>%Recovery</b>	<b>Qualifier</b>	<b>Limits</b>				<b>Prepared</b>	<b>Analyzed</b>	<b>Dil Fac</b>
<i>o</i> -Terphenyl	58		30 - 130				05/24/13 06:38	05/29/13 23:18	4

**Client Sample ID: CV1351B-CS**

**Lab Sample ID: 680-90622-19**

Date Collected: 05/21/13 10:40

Matrix: Solid

Date Received: 05/23/13 09:30

Percent Solids: 77.2

**Method: 8270C LL - Semivolatile Organic Compounds by GCMS - Low Levels**

Analyte	Result	Qualifier	RL	MDL	Unit	D	Prepared	Analyzed	Dil Fac
Acenaphthene	130	U	130	25	ug/Kg	☼	05/24/13 06:38	05/29/13 23:36	1
<b>Acenaphthylene</b>	<b>35</b>	<b>J</b>	51	6.4	ug/Kg	☼	05/24/13 06:38	05/29/13 23:36	1
<b>Anthracene</b>	<b>35</b>		11	5.3	ug/Kg	☼	05/24/13 06:38	05/29/13 23:36	1
<b>Benzo[a]anthracene</b>	<b>220</b>		10	5.0	ug/Kg	☼	05/24/13 06:38	05/29/13 23:36	1
<b>Benzo[a]pyrene</b>	<b>220</b>		13	6.6	ug/Kg	☼	05/24/13 06:38	05/29/13 23:36	1
<b>Benzo[b]fluoranthene</b>	<b>390</b>		16	7.8	ug/Kg	☼	05/24/13 06:38	05/29/13 23:36	1
<b>Benzo[g,h,i]perylene</b>	<b>180</b>		25	5.6	ug/Kg	☼	05/24/13 06:38	05/29/13 23:36	1
<b>Benzo[k]fluoranthene</b>	<b>140</b>		10	4.6	ug/Kg	☼	05/24/13 06:38	05/29/13 23:36	1
<b>Chrysene</b>	<b>270</b>		11	5.7	ug/Kg	☼	05/24/13 06:38	05/29/13 23:36	1
<b>Dibenz(a,h)anthracene</b>	<b>60</b>		25	5.2	ug/Kg	☼	05/24/13 06:38	05/29/13 23:36	1
<b>Fluoranthene</b>	<b>330</b>		25	5.1	ug/Kg	☼	05/24/13 06:38	05/29/13 23:36	1
<b>Fluorene</b>	<b>17</b>	<b>J</b>	25	5.2	ug/Kg	☼	05/24/13 06:38	05/29/13 23:36	1
<b>Indeno[1,2,3-cd]pyrene</b>	<b>140</b>		25	9.0	ug/Kg	☼	05/24/13 06:38	05/29/13 23:36	1
<b>1-Methylnaphthalene</b>	<b>110</b>		51	5.6	ug/Kg	☼	05/24/13 06:38	05/29/13 23:36	1
<b>2-Methylnaphthalene</b>	<b>130</b>		51	9.0	ug/Kg	☼	05/24/13 06:38	05/29/13 23:36	1
<b>Naphthalene</b>	<b>110</b>		51	5.6	ug/Kg	☼	05/24/13 06:38	05/29/13 23:36	1
<b>Phenanthrene</b>	<b>220</b>	<b>B</b>	10	5.0	ug/Kg	☼	05/24/13 06:38	05/29/13 23:36	1
<b>Pyrene</b>	<b>340</b>		25	4.7	ug/Kg	☼	05/24/13 06:38	05/29/13 23:36	1
<b>Surrogate</b>	<b>%Recovery</b>	<b>Qualifier</b>	<b>Limits</b>				<b>Prepared</b>	<b>Analyzed</b>	<b>Dil Fac</b>
<i>o</i> -Terphenyl	66		30 - 130				05/24/13 06:38	05/29/13 23:36	1

TestAmerica Savannah

# Client Sample Results

Client: Oneida Total Integrated Enterprises LLC  
 Project/Site: 35th Avenue Superfund Site

TestAmerica Job ID: 680-90622-1  
 SDG: 68090622-1

**Client Sample ID: CV1358A-CS**

**Lab Sample ID: 680-90622-20**

Date Collected: 05/21/13 09:30

Matrix: Solid

Date Received: 05/23/13 09:30

Percent Solids: 76.2

**Method: 8270C LL - Semivolatile Organic Compounds by GCMS - Low Levels**

Analyte	Result	Qualifier	RL	MDL	Unit	D	Prepared	Analyzed	Dil Fac
Acenaphthene	530	U	530	110	ug/Kg	☼	05/24/13 12:33	05/29/13 18:32	4
<b>Acenaphthylene</b>	<b>99</b>	<b>J</b>	210	26	ug/Kg	☼	05/24/13 12:33	05/29/13 18:32	4
<b>Anthracene</b>	<b>150</b>		44	22	ug/Kg	☼	05/24/13 12:33	05/29/13 18:32	4
<b>Benzo[a]anthracene</b>	<b>410</b>		42	20	ug/Kg	☼	05/24/13 12:33	05/29/13 18:32	4
<b>Benzo[a]pyrene</b>	<b>420</b>		55	27	ug/Kg	☼	05/24/13 12:33	05/29/13 18:32	4
<b>Benzo[b]fluoranthene</b>	<b>770</b>		64	32	ug/Kg	☼	05/24/13 12:33	05/29/13 18:32	4
<b>Benzo[g,h,i]perylene</b>	<b>400</b>		110	23	ug/Kg	☼	05/24/13 12:33	05/29/13 18:32	4
<b>Benzo[k]fluoranthene</b>	<b>210</b>		42	19	ug/Kg	☼	05/24/13 12:33	05/29/13 18:32	4
<b>Chrysene</b>	<b>630</b>		47	24	ug/Kg	☼	05/24/13 12:33	05/29/13 18:32	4
<b>Dibenz(a,h)anthracene</b>	<b>110</b>		110	22	ug/Kg	☼	05/24/13 12:33	05/29/13 18:32	4
<b>Fluoranthene</b>	<b>880</b>		110	21	ug/Kg	☼	05/24/13 12:33	05/29/13 18:32	4
<b>Fluorene</b>	<b>39</b>	<b>J</b>	110	22	ug/Kg	☼	05/24/13 12:33	05/29/13 18:32	4
<b>Indeno[1,2,3-cd]pyrene</b>	<b>360</b>		110	37	ug/Kg	☼	05/24/13 12:33	05/29/13 18:32	4
<b>1-Methylnaphthalene</b>	<b>190</b>	<b>J</b>	210	23	ug/Kg	☼	05/24/13 12:33	05/29/13 18:32	4
<b>2-Methylnaphthalene</b>	<b>240</b>		210	37	ug/Kg	☼	05/24/13 12:33	05/29/13 18:32	4
<b>Naphthalene</b>	<b>180</b>	<b>J</b>	210	23	ug/Kg	☼	05/24/13 12:33	05/29/13 18:32	4
<b>Phenanthrene</b>	<b>660</b>	<b>B</b>	42	20	ug/Kg	☼	05/24/13 12:33	05/29/13 18:32	4
<b>Pyrene</b>	<b>830</b>		110	19	ug/Kg	☼	05/24/13 12:33	05/29/13 18:32	4
<b>Surrogate</b>	<b>%Recovery</b>	<b>Qualifier</b>	<b>Limits</b>				<b>Prepared</b>	<b>Analyzed</b>	<b>Dil Fac</b>
<i>o</i> -Terphenyl	72		30 - 130				05/24/13 12:33	05/29/13 18:32	4

**Client Sample ID: CV1358A-CSD**

**Lab Sample ID: 680-90622-21**

Date Collected: 05/21/13 09:30

Matrix: Solid

Date Received: 05/23/13 09:30

Percent Solids: 74.9

**Method: 8270C LL - Semivolatile Organic Compounds by GCMS - Low Levels**

Analyte	Result	Qualifier	RL	MDL	Unit	D	Prepared	Analyzed	Dil Fac
Acenaphthene	530	U	530	110	ug/Kg	☼	05/24/13 12:33	05/29/13 18:55	4
<b>Acenaphthylene</b>	<b>63</b>	<b>J</b>	210	27	ug/Kg	☼	05/24/13 12:33	05/29/13 18:55	4
<b>Anthracene</b>	<b>110</b>		45	22	ug/Kg	☼	05/24/13 12:33	05/29/13 18:55	4
<b>Benzo[a]anthracene</b>	<b>310</b>		43	21	ug/Kg	☼	05/24/13 12:33	05/29/13 18:55	4
<b>Benzo[a]pyrene</b>	<b>330</b>		55	28	ug/Kg	☼	05/24/13 12:33	05/29/13 18:55	4
<b>Benzo[b]fluoranthene</b>	<b>550</b>		65	32	ug/Kg	☼	05/24/13 12:33	05/29/13 18:55	4
<b>Benzo[g,h,i]perylene</b>	<b>310</b>		110	23	ug/Kg	☼	05/24/13 12:33	05/29/13 18:55	4
<b>Benzo[k]fluoranthene</b>	<b>190</b>		43	19	ug/Kg	☼	05/24/13 12:33	05/29/13 18:55	4
<b>Chrysene</b>	<b>470</b>		48	24	ug/Kg	☼	05/24/13 12:33	05/29/13 18:55	4
<b>Dibenz(a,h)anthracene</b>	<b>100</b>	<b>J</b>	110	22	ug/Kg	☼	05/24/13 12:33	05/29/13 18:55	4
<b>Fluoranthene</b>	<b>550</b>		110	21	ug/Kg	☼	05/24/13 12:33	05/29/13 18:55	4
<b>Fluorene</b>	<b>30</b>	<b>J</b>	110	22	ug/Kg	☼	05/24/13 12:33	05/29/13 18:55	4
<b>Indeno[1,2,3-cd]pyrene</b>	<b>290</b>		110	38	ug/Kg	☼	05/24/13 12:33	05/29/13 18:55	4
<b>1-Methylnaphthalene</b>	<b>150</b>	<b>J</b>	210	23	ug/Kg	☼	05/24/13 12:33	05/29/13 18:55	4
<b>2-Methylnaphthalene</b>	<b>200</b>	<b>J</b>	210	38	ug/Kg	☼	05/24/13 12:33	05/29/13 18:55	4
<b>Naphthalene</b>	<b>140</b>	<b>J</b>	210	23	ug/Kg	☼	05/24/13 12:33	05/29/13 18:55	4
<b>Phenanthrene</b>	<b>420</b>	<b>B</b>	43	21	ug/Kg	☼	05/24/13 12:33	05/29/13 18:55	4
<b>Pyrene</b>	<b>550</b>		110	20	ug/Kg	☼	05/24/13 12:33	05/29/13 18:55	4
<b>Surrogate</b>	<b>%Recovery</b>	<b>Qualifier</b>	<b>Limits</b>				<b>Prepared</b>	<b>Analyzed</b>	<b>Dil Fac</b>
<i>o</i> -Terphenyl	56		30 - 130				05/24/13 12:33	05/29/13 18:55	4

TestAmerica Savannah

# QC Sample Results

Client: Oneida Total Integrated Enterprises LLC  
 Project/Site: 35th Avenue Superfund Site

TestAmerica Job ID: 680-90622-1  
 SDG: 68090622-1

## Method: 8270C LL - Semivolatile Organic Compounds by GCMS - Low Levels

**Lab Sample ID: MB 660-137755/1-A**

**Matrix: Solid**

**Analysis Batch: 137885**

**Client Sample ID: Method Blank**

**Prep Type: Total/NA**

**Prep Batch: 137755**

Analyte	MB Result	MB Qualifier	RL	MDL	Unit	D	Prepared	Analyzed	Dil Fac
Acenaphthene	98	U	98	20	ug/Kg		05/24/13 06:38	05/29/13 15:27	1
Acenaphthylene	39	U	39	4.9	ug/Kg		05/24/13 06:38	05/29/13 15:27	1
Anthracene	8.2	U	8.2	4.1	ug/Kg		05/24/13 06:38	05/29/13 15:27	1
Benzo[a]anthracene	7.8	U	7.8	3.8	ug/Kg		05/24/13 06:38	05/29/13 15:27	1
Benzo[a]pyrene	10	U	10	5.1	ug/Kg		05/24/13 06:38	05/29/13 15:27	1
Benzo[b]fluoranthene	12	U	12	6.0	ug/Kg		05/24/13 06:38	05/29/13 15:27	1
Benzo[g,h,i]perylene	20	U	20	4.3	ug/Kg		05/24/13 06:38	05/29/13 15:27	1
Benzo[k]fluoranthene	7.8	U	7.8	3.5	ug/Kg		05/24/13 06:38	05/29/13 15:27	1
Chrysene	8.8	U	8.8	4.4	ug/Kg		05/24/13 06:38	05/29/13 15:27	1
Dibenz(a,h)anthracene	20	U	20	4.0	ug/Kg		05/24/13 06:38	05/29/13 15:27	1
Fluoranthene	20	U	20	3.9	ug/Kg		05/24/13 06:38	05/29/13 15:27	1
Fluorene	20	U	20	4.0	ug/Kg		05/24/13 06:38	05/29/13 15:27	1
Indeno[1,2,3-cd]pyrene	20	U	20	6.9	ug/Kg		05/24/13 06:38	05/29/13 15:27	1
1-Methylnaphthalene	39	U	39	4.3	ug/Kg		05/24/13 06:38	05/29/13 15:27	1
2-Methylnaphthalene	39	U	39	6.9	ug/Kg		05/24/13 06:38	05/29/13 15:27	1
Naphthalene	39	U	39	4.3	ug/Kg		05/24/13 06:38	05/29/13 15:27	1
Phenanthrene	5.82	J	7.8	3.8	ug/Kg		05/24/13 06:38	05/29/13 15:27	1
Pyrene	20	U	20	3.6	ug/Kg		05/24/13 06:38	05/29/13 15:27	1

Surrogate	MB %Recovery	MB Qualifier	Limits	Prepared	Analyzed	Dil Fac
<i>o</i> -Terphenyl	72		30 - 130	05/24/13 06:38	05/29/13 15:27	1

**Lab Sample ID: LCS 660-137755/2-A**

**Matrix: Solid**

**Analysis Batch: 137885**

**Client Sample ID: Lab Control Sample**

**Prep Type: Total/NA**

**Prep Batch: 137755**

Analyte	Spike Added	LCS Result	LCS Qualifier	Unit	D	%Rec	%Rec. Limits
Acenaphthene	653	554		ug/Kg		85	39 - 130
Acenaphthylene	653	526		ug/Kg		81	38 - 130
Anthracene	653	515		ug/Kg		79	37 - 130
Benzo[a]anthracene	653	531		ug/Kg		81	40 - 130
Benzo[a]pyrene	653	483		ug/Kg		74	49 - 130
Benzo[b]fluoranthene	653	556		ug/Kg		85	37 - 130
Benzo[g,h,i]perylene	653	562		ug/Kg		86	32 - 130
Benzo[k]fluoranthene	653	506		ug/Kg		77	32 - 130
Chrysene	653	535		ug/Kg		82	41 - 130
Dibenz(a,h)anthracene	653	570		ug/Kg		87	27 - 130
Fluoranthene	653	547		ug/Kg		84	40 - 130
Fluorene	653	528		ug/Kg		81	40 - 130
Indeno[1,2,3-cd]pyrene	653	485		ug/Kg		74	30 - 130
1-Methylnaphthalene	653	466		ug/Kg		71	31 - 130
2-Methylnaphthalene	653	476		ug/Kg		73	33 - 130
Naphthalene	653	409		ug/Kg		63	36 - 130
Phenanthrene	653	489		ug/Kg		75	42 - 130
Pyrene	653	494		ug/Kg		76	44 - 130

TestAmerica Savannah

# QC Sample Results

Client: Oneida Total Integrated Enterprises LLC  
 Project/Site: 35th Avenue Superfund Site

TestAmerica Job ID: 680-90622-1  
 SDG: 68090622-1

## Method: 8270C LL - Semivolatile Organic Compounds by GCMS - Low Levels (Continued)

**Lab Sample ID: LCS 660-137755/2-A**  
**Matrix: Solid**  
**Analysis Batch: 137885**

**Client Sample ID: Lab Control Sample**  
**Prep Type: Total/NA**  
**Prep Batch: 137755**

<i>Surrogate</i>	<i>LCS</i>	<i>LCS</i>	<i>Limits</i>
	<i>%Recovery</i>	<i>Qualifier</i>	
<i>o-Terphenyl</i>	74		30 - 130

**Lab Sample ID: 680-90622-13 MS**  
**Matrix: Solid**  
**Analysis Batch: 137885**

**Client Sample ID: CV0626B-CS**  
**Prep Type: Total/NA**  
**Prep Batch: 137755**

<i>Analyte</i>	<i>Sample</i>	<i>Sample</i>	<i>Spike</i>	<i>MS</i>		<i>Unit</i>	<i>D</i>	<i>%Rec</i>	<i>%Rec.</i>	<i>Limits</i>
				<i>Result</i>	<i>Qualifier</i>					
Acenaphthene	500	U	841	529		ug/Kg	☼	63	39 - 130	
Acenaphthylene	53	J	841	632		ug/Kg	☼	69	38 - 130	
Anthracene	51		841	628		ug/Kg	☼	69	37 - 130	
Benzo[a]anthracene	300		841	917		ug/Kg	☼	73	40 - 130	
Benzo[a]pyrene	350		841	792		ug/Kg	☼	52	49 - 130	
Benzo[b]fluoranthene	540		841	1070		ug/Kg	☼	63	37 - 130	
Benzo[g,h,i]perylene	280		841	808		ug/Kg	☼	62	32 - 130	
Benzo[k]fluoranthene	190		841	822		ug/Kg	☼	76	32 - 130	
Chrysene	500		841	960		ug/Kg	☼	55	41 - 130	
Dibenz(a,h)anthracene	89	J	841	700		ug/Kg	☼	73	27 - 130	
Fluoranthene	510		841	998		ug/Kg	☼	58	40 - 130	
Fluorene	41	J	841	503		ug/Kg	☼	55	40 - 130	
Indeno[1,2,3-cd]pyrene	230		841	733		ug/Kg	☼	60	30 - 130	
1-Methylnaphthalene	190	J	841	826		ug/Kg	☼	75	31 - 130	
2-Methylnaphthalene	220		841	890		ug/Kg	☼	79	33 - 130	
Naphthalene	130	J	841	642		ug/Kg	☼	60	36 - 130	
Phenanthrene	380	B	841	861		ug/Kg	☼	57	42 - 130	
Pyrene	570		841	1120		ug/Kg	☼	66	44 - 130	

<i>Surrogate</i>	<i>MS</i>	<i>MS</i>	<i>Limits</i>
	<i>%Recovery</i>	<i>Qualifier</i>	
<i>o-Terphenyl</i>	59		30 - 130

**Lab Sample ID: 680-90622-13 MSD**  
**Matrix: Solid**  
**Analysis Batch: 137885**

**Client Sample ID: CV0626B-CS**  
**Prep Type: Total/NA**  
**Prep Batch: 137755**

<i>Analyte</i>	<i>Sample</i>	<i>Sample</i>	<i>Spike</i>	<i>MSD</i>		<i>Unit</i>	<i>D</i>	<i>%Rec</i>	<i>%Rec.</i>	<i>Limits</i>	<i>RPD</i>	
				<i>Result</i>	<i>Qualifier</i>						<i>RPD</i>	<i>Limit</i>
Acenaphthene	500	U	841	552		ug/Kg	☼	66	39 - 130	4	40	
Acenaphthylene	53	J	841	596		ug/Kg	☼	65	38 - 130	6	40	
Anthracene	51		841	639		ug/Kg	☼	70	37 - 130	2	40	
Benzo[a]anthracene	300		841	1030		ug/Kg	☼	87	40 - 130	12	40	
Benzo[a]pyrene	350		841	878		ug/Kg	☼	63	49 - 130	10	40	
Benzo[b]fluoranthene	540		841	1110		ug/Kg	☼	68	37 - 130	4	40	
Benzo[g,h,i]perylene	280		841	733		ug/Kg	☼	53	32 - 130	10	40	
Benzo[k]fluoranthene	190		841	840		ug/Kg	☼	78	32 - 130	2	40	
Chrysene	500		841	1020		ug/Kg	☼	63	41 - 130	6	40	
Dibenz(a,h)anthracene	89	J	841	652		ug/Kg	☼	67	27 - 130	7	40	
Fluoranthene	510		841	1140		ug/Kg	☼	75	40 - 130	13	40	
Fluorene	41	J	841	551		ug/Kg	☼	61	40 - 130	9	40	
Indeno[1,2,3-cd]pyrene	230		841	698		ug/Kg	☼	56	30 - 130	5	40	
1-Methylnaphthalene	190	J	841	653		ug/Kg	☼	55	31 - 130	23	40	

TestAmerica Savannah

# QC Sample Results

Client: Oneida Total Integrated Enterprises LLC  
 Project/Site: 35th Avenue Superfund Site

TestAmerica Job ID: 680-90622-1  
 SDG: 68090622-1

## Method: 8270C LL - Semivolatile Organic Compounds by GCMS - Low Levels (Continued)

**Lab Sample ID: 680-90622-13 MSD**

**Matrix: Solid**

**Analysis Batch: 137885**

**Client Sample ID: CV0626B-CS**

**Prep Type: Total/NA**

**Prep Batch: 137755**

Analyte	Sample	Sample	Spike	MSD	MSD	Unit	D	%Rec	%Rec.	RPD	Limit
	Result	Qualifier	Added	Result	Qualifier				Limits		
2-Methylnaphthalene	220		841	706		ug/Kg	*	57	33 - 130	23	40
Naphthalene	130	J	841	508		ug/Kg	*	44	36 - 130	23	40
Phenanthrene	380	B	841	896		ug/Kg	*	61	42 - 130	4	40
Pyrene	570		841	1100		ug/Kg	*	63	44 - 130	2	40
<b>Surrogate</b>	<b>%Recovery</b>	<b>MSD</b> <b>Qualifier</b>	<b>Limits</b>								
<i>o</i> -Terphenyl	64		30 - 130								

**Lab Sample ID: MB 660-137790/1-A**

**Matrix: Solid**

**Analysis Batch: 137911**

**Client Sample ID: Method Blank**

**Prep Type: Total/NA**

**Prep Batch: 137790**

Analyte	MB	MB	RL	MDL	Unit	D	Prepared	Analyzed	Dil Fac
	Result	Qualifier							
Acenaphthene	99	U	99	20	ug/Kg		05/24/13 12:33	05/29/13 15:37	1
Acenaphthylene	40	U	40	5.0	ug/Kg		05/24/13 12:33	05/29/13 15:37	1
Anthracene	8.3	U	8.3	4.2	ug/Kg		05/24/13 12:33	05/29/13 15:37	1
Benzo[a]anthracene	7.9	U	7.9	3.9	ug/Kg		05/24/13 12:33	05/29/13 15:37	1
Benzo[a]pyrene	10	U	10	5.2	ug/Kg		05/24/13 12:33	05/29/13 15:37	1
Benzo[b]fluoranthene	12	U	12	6.1	ug/Kg		05/24/13 12:33	05/29/13 15:37	1
Benzo[g,h,i]perylene	20	U	20	4.4	ug/Kg		05/24/13 12:33	05/29/13 15:37	1
Benzo[k]fluoranthene	7.9	U	7.9	3.6	ug/Kg		05/24/13 12:33	05/29/13 15:37	1
Chrysene	8.9	U	8.9	4.5	ug/Kg		05/24/13 12:33	05/29/13 15:37	1
Dibenz(a,h)anthracene	20	U	20	4.1	ug/Kg		05/24/13 12:33	05/29/13 15:37	1
Fluoranthene	20	U	20	4.0	ug/Kg		05/24/13 12:33	05/29/13 15:37	1
Fluorene	20	U	20	4.1	ug/Kg		05/24/13 12:33	05/29/13 15:37	1
Indeno[1,2,3-cd]pyrene	20	U	20	7.1	ug/Kg		05/24/13 12:33	05/29/13 15:37	1
1-Methylnaphthalene	40	U	40	4.4	ug/Kg		05/24/13 12:33	05/29/13 15:37	1
2-Methylnaphthalene	40	U	40	7.1	ug/Kg		05/24/13 12:33	05/29/13 15:37	1
Naphthalene	40	U	40	4.4	ug/Kg		05/24/13 12:33	05/29/13 15:37	1
Phenanthrene	5.84	J	7.9	3.9	ug/Kg		05/24/13 12:33	05/29/13 15:37	1
Pyrene	20	U	20	3.7	ug/Kg		05/24/13 12:33	05/29/13 15:37	1
<b>Surrogate</b>	<b>%Recovery</b>	<b>MB</b> <b>Qualifier</b>	<b>Limits</b>			<b>Prepared</b>	<b>Analyzed</b>	<b>Dil Fac</b>	
<i>o</i> -Terphenyl	66		30 - 130			05/24/13 12:33	05/29/13 15:37	1	

**Lab Sample ID: LCS 660-137790/2-A**

**Matrix: Solid**

**Analysis Batch: 137911**

**Client Sample ID: Lab Control Sample**

**Prep Type: Total/NA**

**Prep Batch: 137790**

Analyte	Spike Added	LCS Result	LCS Qualifier	Unit	D	%Rec	%Rec.
							Limits
Acenaphthene	668	508		ug/Kg		76	39 - 130
Acenaphthylene	668	549		ug/Kg		82	38 - 130
Anthracene	668	565		ug/Kg		84	37 - 130
Benzo[a]anthracene	668	526		ug/Kg		79	40 - 130
Benzo[a]pyrene	668	487		ug/Kg		73	49 - 130
Benzo[b]fluoranthene	668	536		ug/Kg		80	37 - 130
Benzo[g,h,i]perylene	668	545		ug/Kg		81	32 - 130
Benzo[k]fluoranthene	668	558		ug/Kg		83	32 - 130

TestAmerica Savannah



# QC Sample Results

Client: Oneida Total Integrated Enterprises LLC  
 Project/Site: 35th Avenue Superfund Site

TestAmerica Job ID: 680-90622-1  
 SDG: 68090622-1

## Method: 8270C LL - Semivolatile Organic Compounds by GCMS - Low Levels (Continued)

**Lab Sample ID: LCS 660-137790/2-A**

**Matrix: Solid**

**Analysis Batch: 137911**

**Client Sample ID: Lab Control Sample**

**Prep Type: Total/NA**

**Prep Batch: 137790**

Analyte	Spike Added	LCS Result	LCS Qualifier	Unit	D	%Rec	%Rec. Limits
Chrysene	668	546		ug/Kg		82	41 - 130
Dibenz(a,h)an hracene	668	503		ug/Kg		75	27 - 130
Fluoranthene	668	563		ug/Kg		84	40 - 130
Fluorene	668	555		ug/Kg		83	40 - 130
Indeno[1,2,3-cd]pyrene	668	470		ug/Kg		70	30 - 130
1-Methylnaphthalene	668	493		ug/Kg		74	31 - 130
2-Methylnaphthalene	668	528		ug/Kg		79	33 - 130
Naphthalene	668	510		ug/Kg		76	36 - 130
Phenanthrene	668	544		ug/Kg		81	42 - 130
Pyrene	668	562		ug/Kg		84	44 - 130

Surrogate	LCS %Recovery	LCS Qualifier	Limits
<i>o</i> -Terphenyl	76		30 - 130

**Lab Sample ID: MB 660-137838/1-A**

**Matrix: Water**

**Analysis Batch: 137917**

**Client Sample ID: Method Blank**

**Prep Type: Total/NA**

**Prep Batch: 137838**

Analyte	MB Result	MB Qualifier	RL	MDL	Unit	D	Prepared	Analyzed	Dil Fac
Acenaphthene	2.0	U	2.0	0.50	ug/L		05/28/13 13:46	05/30/13 17:12	1
Acenaphthylene	1.0	U	1.0	0.25	ug/L		05/28/13 13:46	05/30/13 17:12	1
Anthracene	0.20	U	0.20	0.076	ug/L		05/28/13 13:46	05/30/13 17:12	1
Benzo[a]anthracene	0.20	U	0.20	0.050	ug/L		05/28/13 13:46	05/30/13 17:12	1
Benzo[a]pyrene	0.20	U	0.20	0.057	ug/L		05/28/13 13:46	05/30/13 17:12	1
Benzo[b]fluoranthene	0.20	U	0.20	0.050	ug/L		05/28/13 13:46	05/30/13 17:12	1
Benzo[g,h,i]perylene	0.50	U	0.50	0.10	ug/L		05/28/13 13:46	05/30/13 17:12	1
Benzo[k]fluoranthene	0.20	U	0.20	0.057	ug/L		05/28/13 13:46	05/30/13 17:12	1
Chrysene	0.20	U	0.20	0.069	ug/L		05/28/13 13:46	05/30/13 17:12	1
Dibenz(a,h)an hracene	0.20	U	0.20	0.050	ug/L		05/28/13 13:46	05/30/13 17:12	1
Fluoranthene	0.50	U	0.50	0.054	ug/L		05/28/13 13:46	05/30/13 17:12	1
Fluorene	2.0	U	2.0	0.50	ug/L		05/28/13 13:46	05/30/13 17:12	1
Indeno[1,2,3-cd]pyrene	0.20	U	0.20	0.050	ug/L		05/28/13 13:46	05/30/13 17:12	1
1-Methylnaphthalene	2.0	U	2.0	0.50	ug/L		05/28/13 13:46	05/30/13 17:12	1
2-Methylnaphthalene	2.0	U	2.0	0.50	ug/L		05/28/13 13:46	05/30/13 17:12	1
Naphthalene	2.0	U	2.0	0.25	ug/L		05/28/13 13:46	05/30/13 17:12	1
Phenanthrene	0.50	U	0.50	0.20	ug/L		05/28/13 13:46	05/30/13 17:12	1
Pyrene	0.50	U	0.50	0.089	ug/L		05/28/13 13:46	05/30/13 17:12	1

Surrogate	MB %Recovery	MB Qualifier	Limits	Prepared	Analyzed	Dil Fac
<i>o</i> -Terphenyl	86		30 - 130	05/28/13 13:46	05/30/13 17:12	1

**Lab Sample ID: LCS 660-137838/2-A**

**Matrix: Water**

**Analysis Batch: 137917**

**Client Sample ID: Lab Control Sample**

**Prep Type: Total/NA**

**Prep Batch: 137838**

Analyte	Spike Added	LCS Result	LCS Qualifier	Unit	D	%Rec	%Rec. Limits
Acenaphthene	10.0	6.41		ug/L		64	55 - 132
Acenaphthylene	10.0	5.93		ug/L		59	39 - 130

TestAmerica Savannah

# QC Sample Results

Client: Oneida Total Integrated Enterprises LLC  
 Project/Site: 35th Avenue Superfund Site

TestAmerica Job ID: 680-90622-1  
 SDG: 68090622-1

## Method: 8270C LL - Semivolatile Organic Compounds by GCMS - Low Levels (Continued)

**Lab Sample ID: LCS 660-137838/2-A**

**Matrix: Water**

**Analysis Batch: 137917**

**Client Sample ID: Lab Control Sample**

**Prep Type: Total/NA**

**Prep Batch: 137838**

Analyte	Spike Added	LCS Result	LCS Qualifier	Unit	D	%Rec	%Rec. Limits	
Anthracene	10.0	7.38		ug/L		74	39 - 130	
Benzo[a]anthracene	10.0	7.13		ug/L		71	54 - 135	
Benzo[a]pyrene	10.0	4.96		ug/L		50	21 - 130	
Benzo[b]fluoranthene	10.0	6.33		ug/L		63	37 - 130	
Benzo[g,h,i]perylene	10.0	5.14		ug/L		51	26 - 130	
Benzo[k]fluoranthene	10.0	5.42		ug/L		54	38 - 130	
Chrysene	10.0	6.39		ug/L		64	56 - 130	
Dibenz(a,h)anthracene	10.0	4.66		ug/L		47	13 - 130	
Fluoranthene	10.0	6.99		ug/L		70	60 - 130	
Fluorene	10.0	6.68		ug/L		67	55 - 140	
Indeno[1,2,3-cd]pyrene	10.0	5.48		ug/L		55	21 - 130	
1-Methylnaphthalene	10.0	5.76		ug/L		58	49 - 130	
2-Methylnaphthalene	10.0	7.06		ug/L		71	48 - 130	
Naphthalene	10.0	7.11		ug/L		71	54 - 133	
Phenanthrene	10.0	7.55		ug/L		76	60 - 136	
Pyrene	10.0	7.77		ug/L		78	60 - 138	

Surrogate	LCS LCS		Limits
	%Recovery	Qualifier	
<i>o</i> -Terphenyl	64		30 - 130

**Lab Sample ID: 680-90622-15 DU**

**Matrix: Water**

**Analysis Batch: 137917**

**Client Sample ID: 052113-RB-Shovel**

**Prep Type: Total/NA**

**Prep Batch: 137838**

Analyte	Sample		DU DU		Unit	D	RPD	
	Result	Qualifier	Result	Qualifier			RPD	Limit
Acenaphthene	2.1	U	2.1	U	ug/L		NC	35
Acenaphthylene	1.0	U	1.1	U	ug/L		NC	35
Anthracene	0.21	U	0.21	U	ug/L		NC	35
Benzo[a]anthracene	0.21	U	0.21	U	ug/L		NC	35
Benzo[a]pyrene	0.21	U	0.21	U	ug/L		NC	35
Benzo[b]fluoranthene	0.21	U	0.21	U	ug/L		NC	35
Benzo[g,h,i]perylene	0.52	U	0.53	U	ug/L		NC	35
Benzo[k]fluoranthene	0.21	U	0.21	U	ug/L		NC	35
Chrysene	0.21	U	0.21	U	ug/L		NC	35
Dibenz(a,h)anthracene	0.21	U	0.21	U	ug/L		NC	35
Fluoranthene	0.52	U	0.53	U	ug/L		NC	35
Fluorene	2.1	U	2.1	U	ug/L		NC	35
Indeno[1,2,3-cd]pyrene	0.21	U	0.21	U	ug/L		NC	35
1-Methylnaphthalene	2.1	U	2.1	U	ug/L		NC	35
2-Methylnaphthalene	2.1	U	2.1	U	ug/L		NC	35
Naphthalene	2.1	U	2.1	U	ug/L		NC	35
Phenanthrene	0.52	U	0.53	U	ug/L		NC	35
Pyrene	0.52	U	0.53	U	ug/L		NC	35

Surrogate	DU DU		Limits
	%Recovery	Qualifier	
<i>o</i> -Terphenyl	47		30 - 130

TestAmerica Savannah

# QC Sample Results

Client: Oneida Total Integrated Enterprises LLC  
 Project/Site: 35th Avenue Superfund Site

TestAmerica Job ID: 680-90622-1  
 SDG: 68090622-1

## Method: 8270C LL - Semivolatile Organic Compounds by GCMS - Low Levels (Continued)

**Lab Sample ID: MB 660-137913/1-A**

**Matrix: Solid**

**Analysis Batch: 138011**

**Client Sample ID: Method Blank**

**Prep Type: Total/NA**

**Prep Batch: 137913**

Analyte	MB Result	MB Qualifier	RL	MDL	Unit	D	Prepared	Analyzed	Dil Fac
Acenaphthene	100	U	100	20	ug/Kg		05/30/13 11:37	06/03/13 14:40	1
Acenaphthylene	40	U	40	5.0	ug/Kg		05/30/13 11:37	06/03/13 14:40	1
Anthracene	8.4	U	8.4	4.2	ug/Kg		05/30/13 11:37	06/03/13 14:40	1
Benzo[a]anthracene	8.0	U	8.0	3.9	ug/Kg		05/30/13 11:37	06/03/13 14:40	1
Benzo[a]pyrene	10	U	10	5.2	ug/Kg		05/30/13 11:37	06/03/13 14:40	1
Benzo[b]fluoranthene	12	U	12	6.1	ug/Kg		05/30/13 11:37	06/03/13 14:40	1
Benzo[g,h,i]perylene	20	U	20	4.4	ug/Kg		05/30/13 11:37	06/03/13 14:40	1
Benzo[k]fluoranthene	8.0	U	8.0	3.6	ug/Kg		05/30/13 11:37	06/03/13 14:40	1
Chrysene	9.0	U	9.0	4.5	ug/Kg		05/30/13 11:37	06/03/13 14:40	1
Dibenz(a,h)anthracene	20	U	20	4.1	ug/Kg		05/30/13 11:37	06/03/13 14:40	1
Fluoranthene	20	U	20	4.0	ug/Kg		05/30/13 11:37	06/03/13 14:40	1
Fluorene	20	U	20	4.1	ug/Kg		05/30/13 11:37	06/03/13 14:40	1
Indeno[1,2,3-cd]pyrene	20	U	20	7.1	ug/Kg		05/30/13 11:37	06/03/13 14:40	1
1-Methylnaphthalene	40	U	40	4.4	ug/Kg		05/30/13 11:37	06/03/13 14:40	1
2-Methylnaphthalene	40	U	40	7.1	ug/Kg		05/30/13 11:37	06/03/13 14:40	1
Naphthalene	40	U	40	4.4	ug/Kg		05/30/13 11:37	06/03/13 14:40	1
Phenanthrene	8.0	U	8.0	3.9	ug/Kg		05/30/13 11:37	06/03/13 14:40	1
Pyrene	20	U	20	3.7	ug/Kg		05/30/13 11:37	06/03/13 14:40	1

Surrogate	MB %Recovery	MB Qualifier	Limits	Prepared	Analyzed	Dil Fac
<i>o</i> -Terphenyl	73		30 - 130	05/30/13 11:37	06/03/13 14:40	1

**Lab Sample ID: LCS 660-137913/2-A**

**Matrix: Solid**

**Analysis Batch: 138011**

**Client Sample ID: Lab Control Sample**

**Prep Type: Total/NA**

**Prep Batch: 137913**

Analyte	Spike Added	LCS Result	LCS Qualifier	Unit	D	%Rec	%Rec. Limits
Acenaphthene	667	493		ug/Kg		74	39 - 130
Acenaphthylene	667	528		ug/Kg		79	38 - 130
Anthracene	667	544		ug/Kg		82	37 - 130
Benzo[a]anthracene	667	496		ug/Kg		74	40 - 130
Benzo[a]pyrene	667	466		ug/Kg		70	49 - 130
Benzo[b]fluoranthene	667	509		ug/Kg		76	37 - 130
Benzo[g,h,i]perylene	667	539		ug/Kg		81	32 - 130
Benzo[k]fluoranthene	667	525		ug/Kg		79	32 - 130
Chrysene	667	508		ug/Kg		76	41 - 130
Dibenz(a,h)anthracene	667	493		ug/Kg		74	27 - 130
Fluoranthene	667	545		ug/Kg		82	40 - 130
Fluorene	667	522		ug/Kg		78	40 - 130
Indeno[1,2,3-cd]pyrene	667	482		ug/Kg		72	30 - 130
1-Methylnaphthalene	667	466		ug/Kg		70	31 - 130
2-Methylnaphthalene	667	490		ug/Kg		73	33 - 130
Naphthalene	667	470		ug/Kg		70	36 - 130
Phenanthrene	667	530		ug/Kg		79	42 - 130
Pyrene	667	541		ug/Kg		81	44 - 130

TestAmerica Savannah

# QC Sample Results

Client: Oneida Total Integrated Enterprises LLC  
 Project/Site: 35th Avenue Superfund Site

TestAmerica Job ID: 680-90622-1  
 SDG: 68090622-1

## Method: 8270C LL - Semivolatile Organic Compounds by GCMS - Low Levels (Continued)

**Lab Sample ID: LCS 660-137913/2-A**  
**Matrix: Solid**  
**Analysis Batch: 138011**

**Client Sample ID: Lab Control Sample**  
**Prep Type: Total/NA**  
**Prep Batch: 137913**

<i>Surrogate</i>	<i>LCS</i> %Recovery	<i>LCS</i> Qualifier	<i>Limits</i>
<i>o-Terphenyl</i>	76		30 - 130

**Lab Sample ID: 680-90622-13 MS**  
**Matrix: Solid**  
**Analysis Batch: 138011**

**Client Sample ID: CV0626B-CS**  
**Prep Type: Total/NA**  
**Prep Batch: 137913**

Analyte	Sample	Sample	Spike	MS	MS	Unit	D	%Rec	%Rec. Limits
	Result	Qualifier	Added	Result	Qualifier				
Acenaphthene	31		838	607		ug/Kg	☼	69	39 - 130
Acenaphthylene	44		838	684		ug/Kg	☼	76	38 - 130
Anthracene	88		838	702		ug/Kg	☼	73	37 - 130
Benzo[a]anthracene	230		838	747		ug/Kg	☼	61	40 - 130
Benzo[a]pyrene	230		838	706		ug/Kg	☼	57	49 - 130
Benzo[b]fluoranthene	390		838	931		ug/Kg	☼	65	37 - 130
Benzo[g,h,i]perylene	210		838	679		ug/Kg	☼	56	32 - 130
Benzo[k]fluoranthene	120		838	682		ug/Kg	☼	67	32 - 130
Chrysene	300		838	885		ug/Kg	☼	70	41 - 130
Dibenz(a,h)anthracene	61		838	604		ug/Kg	☼	65	27 - 130
Fluoranthene	400		838	912		ug/Kg	☼	61	40 - 130
Fluorene	36		838	658		ug/Kg	☼	74	40 - 130
Indeno[1,2,3-cd]pyrene	180		838	632		ug/Kg	☼	54	30 - 130
1-Methylnaphthalene	130		838	718		ug/Kg	☼	70	31 - 130
2-Methylnaphthalene	180		838	792		ug/Kg	☼	73	33 - 130
Naphthalene	130		838	691		ug/Kg	☼	67	36 - 130
Phenanthrene	380		838	913		ug/Kg	☼	64	42 - 130
Pyrene	380		838	917		ug/Kg	☼	64	44 - 130

<i>Surrogate</i>	<i>MS</i> %Recovery	<i>MS</i> Qualifier	<i>Limits</i>
<i>o-Terphenyl</i>	68		30 - 130

**Lab Sample ID: 680-90622-13 MSD**  
**Matrix: Solid**  
**Analysis Batch: 138011**

**Client Sample ID: CV0626B-CS**  
**Prep Type: Total/NA**  
**Prep Batch: 137913**

Analyte	Sample	Sample	Spike	MSD	MSD	Unit	D	%Rec	%Rec. Limits	RPD	RPD Limit
	Result	Qualifier	Added	Result	Qualifier						
Acenaphthene	31		846	591		ug/Kg	☼	66	39 - 130	3	40
Acenaphthylene	44		846	677		ug/Kg	☼	75	38 - 130	1	40
Anthracene	88		846	700		ug/Kg	☼	72	37 - 130	0	40
Benzo[a]anthracene	230		846	780		ug/Kg	☼	65	40 - 130	4	40
Benzo[a]pyrene	230		846	742		ug/Kg	☼	61	49 - 130	5	40
Benzo[b]fluoranthene	390		846	996		ug/Kg	☼	72	37 - 130	7	40
Benzo[g,h,i]perylene	210		846	671		ug/Kg	☼	54	32 - 130	1	40
Benzo[k]fluoranthene	120		846	708		ug/Kg	☼	70	32 - 130	4	40
Chrysene	300		846	908		ug/Kg	☼	72	41 - 130	3	40
Dibenz(a,h)anthracene	61		846	585		ug/Kg	☼	62	27 - 130	3	40
Fluoranthene	400		846	939		ug/Kg	☼	63	40 - 130	3	40
Fluorene	36		846	646		ug/Kg	☼	72	40 - 130	2	40
Indeno[1,2,3-cd]pyrene	180		846	652		ug/Kg	☼	56	30 - 130	3	40
1-Methylnaphthalene	130		846	689		ug/Kg	☼	66	31 - 130	4	40

TestAmerica Savannah

## QC Sample Results

Client: Oneida Total Integrated Enterprises LLC  
 Project/Site: 35th Avenue Superfund Site

TestAmerica Job ID: 680-90622-1  
 SDG: 68090622-1

### Method: 8270C LL - Semivolatile Organic Compounds by GCMS - Low Levels (Continued)

**Lab Sample ID: 680-90622-13 MSD**

**Matrix: Solid**

**Analysis Batch: 138011**

**Client Sample ID: CV0626B-CS**

**Prep Type: Total/NA**

**Prep Batch: 137913**

Analyte	Sample	Sample	Spike	MSD	MSD	Unit	D	%Rec	%Rec.	RPD	Limit
	Result	Qualifier	Added	Result	Qualifier				Limits		
2-Methylnaphthalene	180		846	779		ug/Kg	☆	71	33 - 130	2	40
Naphthalene	130		846	664		ug/Kg	☆	63	36 - 130	4	40
Phenanthrene	380		846	928		ug/Kg	☆	65	42 - 130	2	40
Pyrene	380		846	940		ug/Kg	☆	66	44 - 130	2	40
<b>MSD MSD</b>											
<b>Surrogate</b>	<b>%Recovery</b>	<b>Qualifier</b>	<b>Limits</b>								
<i>o</i> -Terphenyl	67		30 - 130								

# QC Association Summary

Client: Oneida Total Integrated Enterprises LLC  
 Project/Site: 35th Avenue Superfund Site

TestAmerica Job ID: 680-90622-1  
 SDG: 68090622-1

## GC/MS Semi VOA

### Prep Batch: 137755

Lab Sample ID	Client Sample ID	Prep Type	Matrix	Method	Prep Batch
680-90622-1	CV0182A-CS-SP	Total/NA	Solid	3546	
680-90622-2	CV0182B-CS-SP	Total/NA	Solid	3546	
680-90622-3	CV0287A-CS-SP	Total/NA	Solid	3546	
680-90622-4	CV0287B-CS-SP	Total/NA	Solid	3546	
680-90622-5	CV1198A-CS-SP	Total/NA	Solid	3546	
680-90622-6	CV1198B-CS-SP	Total/NA	Solid	3546	
680-90622-7	CV0003A-CS	Total/NA	Solid	3546	
680-90622-8	CV0003B-GS	Total/NA	Solid	3546	
680-90622-10	HP0068A-CSD	Total/NA	Solid	3546	
680-90622-12	CV0626A-CS	Total/NA	Solid	3546	
680-90622-13	CV0626B-CS	Total/NA	Solid	3546	
680-90622-13 MS	CV0626B-CS	Total/NA	Solid	3546	
680-90622-13 MSD	CV0626B-CS	Total/NA	Solid	3546	
680-90622-16	CV0747A-CS	Total/NA	Solid	3546	
680-90622-17	CV0747A-CSD	Total/NA	Solid	3546	
680-90622-18	CV1351A-CS	Total/NA	Solid	3546	
680-90622-19	CV1351B-CS	Total/NA	Solid	3546	
LCS 660-137755/2-A	Lab Control Sample	Total/NA	Solid	3546	
MB 660-137755/1-A	Method Blank	Total/NA	Solid	3546	

### Prep Batch: 137790

Lab Sample ID	Client Sample ID	Prep Type	Matrix	Method	Prep Batch
680-90622-20	CV1358A-CS	Total/NA	Solid	3546	
680-90622-21	CV1358A-CSD	Total/NA	Solid	3546	
LCS 660-137790/2-A	Lab Control Sample	Total/NA	Solid	3546	
MB 660-137790/1-A	Method Blank	Total/NA	Solid	3546	

### Prep Batch: 137838

Lab Sample ID	Client Sample ID	Prep Type	Matrix	Method	Prep Batch
680-90622-15	052113-RB-Shovel	Total/NA	Water	3520C	
680-90622-15 DU	052113-RB-Shovel	Total/NA	Water	3520C	
LCS 660-137838/2-A	Lab Control Sample	Total/NA	Water	3520C	
MB 660-137838/1-A	Method Blank	Total/NA	Water	3520C	

### Analysis Batch: 137885

Lab Sample ID	Client Sample ID	Prep Type	Matrix	Method	Prep Batch
680-90622-1	CV0182A-CS-SP	Total/NA	Solid	8270C LL	137755
680-90622-2	CV0182B-CS-SP	Total/NA	Solid	8270C LL	137755
680-90622-3	CV0287A-CS-SP	Total/NA	Solid	8270C LL	137755
680-90622-4	CV0287B-CS-SP	Total/NA	Solid	8270C LL	137755
680-90622-5	CV1198A-CS-SP	Total/NA	Solid	8270C LL	137755
680-90622-6	CV1198B-CS-SP	Total/NA	Solid	8270C LL	137755
680-90622-7	CV0003A-CS	Total/NA	Solid	8270C LL	137755
680-90622-8	CV0003B-GS	Total/NA	Solid	8270C LL	137755
680-90622-10	HP0068A-CSD	Total/NA	Solid	8270C LL	137755
680-90622-12	CV0626A-CS	Total/NA	Solid	8270C LL	137755
680-90622-13	CV0626B-CS	Total/NA	Solid	8270C LL	137755
680-90622-13 MS	CV0626B-CS	Total/NA	Solid	8270C LL	137755
680-90622-13 MSD	CV0626B-CS	Total/NA	Solid	8270C LL	137755
680-90622-16	CV0747A-CS	Total/NA	Solid	8270C LL	137755
680-90622-17	CV0747A-CSD	Total/NA	Solid	8270C LL	137755

TestAmerica Savannah

# QC Association Summary

Client: Oneida Total Integrated Enterprises LLC  
 Project/Site: 35th Avenue Superfund Site

TestAmerica Job ID: 680-90622-1  
 SDG: 68090622-1

## GC/MS Semi VOA (Continued)

### Analysis Batch: 137885 (Continued)

Lab Sample ID	Client Sample ID	Prep Type	Matrix	Method	Prep Batch
680-90622-18	CV1351A-CS	Total/NA	Solid	8270C LL	137755
680-90622-19	CV1351B-CS	Total/NA	Solid	8270C LL	137755
LCS 660-137755/2-A	Lab Control Sample	Total/NA	Solid	8270C LL	137755
MB 660-137755/1-A	Method Blank	Total/NA	Solid	8270C LL	137755

### Analysis Batch: 137911

Lab Sample ID	Client Sample ID	Prep Type	Matrix	Method	Prep Batch
680-90622-20	CV1358A-CS	Total/NA	Solid	8270C LL	137790
680-90622-21	CV1358A-CSD	Total/NA	Solid	8270C LL	137790
LCS 660-137790/2-A	Lab Control Sample	Total/NA	Solid	8270C LL	137790
MB 660-137790/1-A	Method Blank	Total/NA	Solid	8270C LL	137790

### Prep Batch: 137913

Lab Sample ID	Client Sample ID	Prep Type	Matrix	Method	Prep Batch
680-90622-9	HP0068A-CS	Total/NA	Solid	3546	
680-90622-11	CV0068B-CS	Total/NA	Solid	3546	
680-90622-13 MS	CV0626B-CS	Total/NA	Solid	3546	
680-90622-13 MSD	CV0626B-CS	Total/NA	Solid	3546	
LCS 660-137913/2-A	Lab Control Sample	Total/NA	Solid	3546	
MB 660-137913/1-A	Method Blank	Total/NA	Solid	3546	

### Analysis Batch: 137917

Lab Sample ID	Client Sample ID	Prep Type	Matrix	Method	Prep Batch
680-90622-15	052113-RB-Shovel	Total/NA	Water	8270C LL	137838
680-90622-15 DU	052113-RB-Shovel	Total/NA	Water	8270C LL	137838
LCS 660-137838/2-A	Lab Control Sample	Total/NA	Water	8270C LL	137838
MB 660-137838/1-A	Method Blank	Total/NA	Water	8270C LL	137838

### Analysis Batch: 138011

Lab Sample ID	Client Sample ID	Prep Type	Matrix	Method	Prep Batch
680-90622-9	HP0068A-CS	Total/NA	Solid	8270C LL	137913
680-90622-11	CV0068B-CS	Total/NA	Solid	8270C LL	137913
680-90622-13 MS	CV0626B-CS	Total/NA	Solid	8270C LL	137913
680-90622-13 MSD	CV0626B-CS	Total/NA	Solid	8270C LL	137913
LCS 660-137913/2-A	Lab Control Sample	Total/NA	Solid	8270C LL	137913
MB 660-137913/1-A	Method Blank	Total/NA	Solid	8270C LL	137913

## General Chemistry

### Analysis Batch: 137757

Lab Sample ID	Client Sample ID	Prep Type	Matrix	Method	Prep Batch
680-90622-1	CV0182A-CS-SP	Total/NA	Solid	Moisture	
680-90622-3	CV0287A-CS-SP	Total/NA	Solid	Moisture	
680-90622-4	CV0287B-CS-SP	Total/NA	Solid	Moisture	
680-90622-5	CV1198A-CS-SP	Total/NA	Solid	Moisture	
680-90622-6	CV1198B-CS-SP	Total/NA	Solid	Moisture	
680-90622-7	CV0003A-CS	Total/NA	Solid	Moisture	
680-90622-8	CV0003B-GS	Total/NA	Solid	Moisture	
680-90622-9	HP0068A-CS	Total/NA	Solid	Moisture	
680-90622-10	HP0068A-CSD	Total/NA	Solid	Moisture	

TestAmerica Savannah

# QC Association Summary

Client: Oneida Total Integrated Enterprises LLC  
Project/Site: 35th Avenue Superfund Site

TestAmerica Job ID: 680-90622-1  
SDG: 68090622-1

## General Chemistry (Continued)

### Analysis Batch: 137757 (Continued)

Lab Sample ID	Client Sample ID	Prep Type	Matrix	Method	Prep Batch
680-90622-11	CV0068B-CS	Total/NA	Solid	Moisture	
680-90622-13	CV0626B-CS	Total/NA	Solid	Moisture	
680-90622-13 MS	CV0626B-CS	Total/NA	Solid	Moisture	
680-90622-13 MSD	CV0626B-CS	Total/NA	Solid	Moisture	
680-90622-16	CV0747A-CS	Total/NA	Solid	Moisture	
680-90622-17	CV0747A-CSD	Total/NA	Solid	Moisture	
680-90622-18	CV1351A-CS	Total/NA	Solid	Moisture	
680-90622-19	CV1351B-CS	Total/NA	Solid	Moisture	
680-90622-20	CV1358A-CS	Total/NA	Solid	Moisture	

### Analysis Batch: 137823

Lab Sample ID	Client Sample ID	Prep Type	Matrix	Method	Prep Batch
680-90622-2	CV0182B-CS-SP	Total/NA	Solid	Moisture	
680-90622-12	CV0626A-CS	Total/NA	Solid	Moisture	
LCS 660-137823/1	Lab Control Sample	Total/NA	Solid	Moisture	
LCSD 660-137823/21	Lab Control Sample Dup	Total/NA	Solid	Moisture	

### Analysis Batch: 137835

Lab Sample ID	Client Sample ID	Prep Type	Matrix	Method	Prep Batch
680-90622-21	CV1358A-CSD	Total/NA	Solid	Moisture	
LCSD 660-137835/1	Lab Control Sample Dup	Total/NA	Solid	Moisture	



## Lab Chronicle

Client: Oneida Total Integrated Enterprises LLC  
 Project/Site: 35th Avenue Superfund Site

TestAmerica Job ID: 680-90622-1  
 SDG: 68090622-1

### Client Sample ID: CV0182A-CS-SP

Lab Sample ID: 680-90622-1

Date Collected: 05/20/13 15:03

Matrix: Solid

Date Received: 05/23/13 09:30

Percent Solids: 76.1

Prep Type	Batch Type	Batch Method	Run	Dilution Factor	Batch Number	Prepared or Analyzed	Analyst	Lab
Total/NA	Prep	3546			137755	05/24/13 06:38	AG	TAL TAM
Total/NA	Analysis	8270C LL		4	137885	05/29/13 18:07	SCC	TAL TAM
Total/NA	Analysis	Moisture		1	137757	05/24/13 06:58	AG	TAL TAM

### Client Sample ID: CV0182B-CS-SP

Lab Sample ID: 680-90622-2

Date Collected: 05/20/13 15:18

Matrix: Solid

Date Received: 05/23/13 09:30

Percent Solids: 73.9

Prep Type	Batch Type	Batch Method	Run	Dilution Factor	Batch Number	Prepared or Analyzed	Analyst	Lab
Total/NA	Prep	3546			137755	05/24/13 06:38	AG	TAL TAM
Total/NA	Analysis	8270C LL		1	137885	05/29/13 18:25	SCC	TAL TAM
Total/NA	Analysis	Moisture		1	137823	05/28/13 06:54	AG	TAL TAM

### Client Sample ID: CV0287A-CS-SP

Lab Sample ID: 680-90622-3

Date Collected: 05/20/13 14:14

Matrix: Solid

Date Received: 05/23/13 09:30

Percent Solids: 75.6

Prep Type	Batch Type	Batch Method	Run	Dilution Factor	Batch Number	Prepared or Analyzed	Analyst	Lab
Total/NA	Prep	3546			137755	05/24/13 06:38	AG	TAL TAM
Total/NA	Analysis	8270C LL		4	137885	05/29/13 18:43	SCC	TAL TAM
Total/NA	Analysis	Moisture		1	137757	05/24/13 06:58	AG	TAL TAM

### Client Sample ID: CV0287B-CS-SP

Lab Sample ID: 680-90622-4

Date Collected: 05/20/13 14:29

Matrix: Solid

Date Received: 05/23/13 09:30

Percent Solids: 80.3

Prep Type	Batch Type	Batch Method	Run	Dilution Factor	Batch Number	Prepared or Analyzed	Analyst	Lab
Total/NA	Prep	3546			137755	05/24/13 06:38	AG	TAL TAM
Total/NA	Analysis	8270C LL		1	137885	05/29/13 19:01	SCC	TAL TAM
Total/NA	Analysis	Moisture		1	137757	05/24/13 06:58	AG	TAL TAM

### Client Sample ID: CV1198A-CS-SP

Lab Sample ID: 680-90622-5

Date Collected: 05/20/13 13:18

Matrix: Solid

Date Received: 05/23/13 09:30

Percent Solids: 81.2

Prep Type	Batch Type	Batch Method	Run	Dilution Factor	Batch Number	Prepared or Analyzed	Analyst	Lab
Total/NA	Prep	3546			137755	05/24/13 06:38	AG	TAL TAM
Total/NA	Analysis	8270C LL		1	137885	05/29/13 19:20	SCC	TAL TAM
Total/NA	Analysis	Moisture		1	137757	05/24/13 06:58	AG	TAL TAM

# Lab Chronicle

Client: Oneida Total Integrated Enterprises LLC  
 Project/Site: 35th Avenue Superfund Site

TestAmerica Job ID: 680-90622-1  
 SDG: 68090622-1

**Client Sample ID: CV1198B-CS-SP**

**Lab Sample ID: 680-90622-6**

Date Collected: 05/20/13 13:30

Matrix: Solid

Date Received: 05/23/13 09:30

Percent Solids: 80.5

Prep Type	Batch Type	Batch Method	Run	Dilution Factor	Batch Number	Prepared or Analyzed	Analyst	Lab
Total/NA	Prep	3546			137755	05/24/13 06:38	AG	TAL TAM
Total/NA	Analysis	8270C LL		4	137885	05/29/13 19:38	SCC	TAL TAM
Total/NA	Analysis	Moisture		1	137757	05/24/13 06:58	AG	TAL TAM

**Client Sample ID: CV0003A-CS**

**Lab Sample ID: 680-90622-7**

Date Collected: 05/20/13 15:15

Matrix: Solid

Date Received: 05/23/13 09:30

Percent Solids: 78.7

Prep Type	Batch Type	Batch Method	Run	Dilution Factor	Batch Number	Prepared or Analyzed	Analyst	Lab
Total/NA	Prep	3546			137755	05/24/13 06:38	AG	TAL TAM
Total/NA	Analysis	8270C LL		1	137885	05/29/13 19:56	SCC	TAL TAM
Total/NA	Analysis	Moisture		1	137757	05/24/13 06:58	AG	TAL TAM

**Client Sample ID: CV0003B-GS**

**Lab Sample ID: 680-90622-8**

Date Collected: 05/20/13 15:25

Matrix: Solid

Date Received: 05/23/13 09:30

Percent Solids: 72.7

Prep Type	Batch Type	Batch Method	Run	Dilution Factor	Batch Number	Prepared or Analyzed	Analyst	Lab
Total/NA	Prep	3546			137755	05/24/13 06:38	AG	TAL TAM
Total/NA	Analysis	8270C LL		1	137885	05/29/13 20:15	SCC	TAL TAM
Total/NA	Analysis	Moisture		1	137757	05/24/13 06:58	AG	TAL TAM

**Client Sample ID: HP0068A-CS**

**Lab Sample ID: 680-90622-9**

Date Collected: 05/20/13 13:05

Matrix: Solid

Date Received: 05/23/13 09:30

Percent Solids: 74.4

Prep Type	Batch Type	Batch Method	Run	Dilution Factor	Batch Number	Prepared or Analyzed	Analyst	Lab
Total/NA	Prep	3546			137913	05/30/13 11:37	RN	TAL TAM
Total/NA	Analysis	8270C LL		1	138011	06/03/13 15:25	SCC	TAL TAM
Total/NA	Analysis	Moisture		1	137757	05/24/13 06:58	AG	TAL TAM

**Client Sample ID: HP0068A-CSD**

**Lab Sample ID: 680-90622-10**

Date Collected: 05/20/13 13:05

Matrix: Solid

Date Received: 05/23/13 09:30

Percent Solids: 78.9

Prep Type	Batch Type	Batch Method	Run	Dilution Factor	Batch Number	Prepared or Analyzed	Analyst	Lab
Total/NA	Prep	3546			137755	05/24/13 06:38	AG	TAL TAM
Total/NA	Analysis	8270C LL		1	137885	05/29/13 20:51	SCC	TAL TAM
Total/NA	Analysis	Moisture		1	137757	05/24/13 06:58	AG	TAL TAM

# Lab Chronicle

Client: Oneida Total Integrated Enterprises LLC  
 Project/Site: 35th Avenue Superfund Site

TestAmerica Job ID: 680-90622-1  
 SDG: 68090622-1

## Client Sample ID: CV0068B-CS

Lab Sample ID: 680-90622-11

Date Collected: 05/20/13 13:15

Matrix: Solid

Date Received: 05/23/13 09:30

Percent Solids: 78.9

Prep Type	Batch Type	Batch Method	Run	Dilution Factor	Batch Number	Prepared or Analyzed	Analyst	Lab
Total/NA	Prep	3546			137913	05/30/13 11:37	RN	TAL TAM
Total/NA	Analysis	8270C LL		1	138011	06/03/13 15:48	SCC	TAL TAM
Total/NA	Analysis	Moisture		1	137757	05/24/13 06:58	AG	TAL TAM

## Client Sample ID: CV0626A-CS

Lab Sample ID: 680-90622-12

Date Collected: 05/20/13 14:35

Matrix: Solid

Date Received: 05/23/13 09:30

Percent Solids: 76.3

Prep Type	Batch Type	Batch Method	Run	Dilution Factor	Batch Number	Prepared or Analyzed	Analyst	Lab
Total/NA	Prep	3546			137755	05/24/13 06:38	AG	TAL TAM
Total/NA	Analysis	8270C LL		4	137885	05/29/13 21:27	SCC	TAL TAM
Total/NA	Analysis	Moisture		1	137823	05/28/13 06:35	AG	TAL TAM

## Client Sample ID: CV0626B-CS

Lab Sample ID: 680-90622-13

Date Collected: 05/20/13 14:45

Matrix: Solid

Date Received: 05/23/13 09:30

Percent Solids: 79.1

Prep Type	Batch Type	Batch Method	Run	Dilution Factor	Batch Number	Prepared or Analyzed	Analyst	Lab
Total/NA	Prep	3546			137755	05/24/13 06:38	AG	TAL TAM
Total/NA	Analysis	8270C LL		4	137885	05/29/13 21:46	SCC	TAL TAM
Total/NA	Analysis	Moisture		1	137757	05/24/13 06:58	AG	TAL TAM

## Client Sample ID: 052113-RB-Shovel

Lab Sample ID: 680-90622-15

Date Collected: 05/21/13 11:35

Matrix: Water

Date Received: 05/23/13 09:30

Prep Type	Batch Type	Batch Method	Run	Dilution Factor	Batch Number	Prepared or Analyzed	Analyst	Lab
Total/NA	Prep	3520C			137838	05/28/13 13:46	SC	TAL TAM
Total/NA	Analysis	8270C LL		1	137917	05/30/13 18:28	SCC	TAL TAM

## Client Sample ID: CV0747A-CS

Lab Sample ID: 680-90622-16

Date Collected: 05/21/13 08:55

Matrix: Solid

Date Received: 05/23/13 09:30

Percent Solids: 73.8

Prep Type	Batch Type	Batch Method	Run	Dilution Factor	Batch Number	Prepared or Analyzed	Analyst	Lab
Total/NA	Prep	3546			137755	05/24/13 06:38	AG	TAL TAM
Total/NA	Analysis	8270C LL		4	137885	05/29/13 22:41	SCC	TAL TAM
Total/NA	Analysis	Moisture		1	137757	05/24/13 06:58	AG	TAL TAM

# Lab Chronicle

Client: Oneida Total Integrated Enterprises LLC  
 Project/Site: 35th Avenue Superfund Site

TestAmerica Job ID: 680-90622-1  
 SDG: 68090622-1

## Client Sample ID: CV0747A-CSD

Lab Sample ID: 680-90622-17

Date Collected: 05/21/13 08:55

Matrix: Solid

Date Received: 05/23/13 09:30

Percent Solids: 70.1

Prep Type	Batch Type	Batch Method	Run	Dilution Factor	Batch Number	Prepared or Analyzed	Analyst	Lab
Total/NA	Prep	3546			137755	05/24/13 06:38	AG	TAL TAM
Total/NA	Analysis	8270C LL		1	137885	05/29/13 22:59	SCC	TAL TAM
Total/NA	Analysis	Moisture		1	137757	05/24/13 06:58	AG	TAL TAM

## Client Sample ID: CV1351A-CS

Lab Sample ID: 680-90622-18

Date Collected: 05/21/13 10:50

Matrix: Solid

Date Received: 05/23/13 09:30

Percent Solids: 71.4

Prep Type	Batch Type	Batch Method	Run	Dilution Factor	Batch Number	Prepared or Analyzed	Analyst	Lab
Total/NA	Prep	3546			137755	05/24/13 06:38	AG	TAL TAM
Total/NA	Analysis	8270C LL		4	137885	05/29/13 23:18	SCC	TAL TAM
Total/NA	Analysis	Moisture		1	137757	05/24/13 06:58	AG	TAL TAM

## Client Sample ID: CV1351B-CS

Lab Sample ID: 680-90622-19

Date Collected: 05/21/13 10:40

Matrix: Solid

Date Received: 05/23/13 09:30

Percent Solids: 77.2

Prep Type	Batch Type	Batch Method	Run	Dilution Factor	Batch Number	Prepared or Analyzed	Analyst	Lab
Total/NA	Prep	3546			137755	05/24/13 06:38	AG	TAL TAM
Total/NA	Analysis	8270C LL		1	137885	05/29/13 23:36	SCC	TAL TAM
Total/NA	Analysis	Moisture		1	137757	05/24/13 06:58	AG	TAL TAM

## Client Sample ID: CV1358A-CS

Lab Sample ID: 680-90622-20

Date Collected: 05/21/13 09:30

Matrix: Solid

Date Received: 05/23/13 09:30

Percent Solids: 76.2

Prep Type	Batch Type	Batch Method	Run	Dilution Factor	Batch Number	Prepared or Analyzed	Analyst	Lab
Total/NA	Prep	3546			137790	05/24/13 12:33	RN	TAL TAM
Total/NA	Analysis	8270C LL		4	137911	05/29/13 18:32	SCC	TAL TAM
Total/NA	Analysis	Moisture		1	137757	05/24/13 06:58	AG	TAL TAM

## Client Sample ID: CV1358A-CSD

Lab Sample ID: 680-90622-21

Date Collected: 05/21/13 09:30

Matrix: Solid

Date Received: 05/23/13 09:30

Percent Solids: 74.9

Prep Type	Batch Type	Batch Method	Run	Dilution Factor	Batch Number	Prepared or Analyzed	Analyst	Lab
Total/NA	Prep	3546			137790	05/24/13 12:33	RN	TAL TAM
Total/NA	Analysis	8270C LL		4	137911	05/29/13 18:55	SCC	TAL TAM
Total/NA	Analysis	Moisture		1	137835	05/28/13 10:59	AG	TAL TAM

**Laboratory References:**

TAL TAM = TestAmerica Tampa, 6712 Benjamin Road, Suite 100, Tampa, FL 33634, TEL (813)885-7427

TestAmerica Savannah

ANALYSIS REQUEST AND CHAIN OF CUSTODY RECORD

**TestAmerica**

THE LEADER IN ENVIRONMENTAL TESTING

TestAmerica Savannah  
5102 LaRoche Avenue  
Savannah, GA 31404

Website: www.testamericainc.com  
Phone: (912) 354-7858  
Fax: (912) 352-0165

Alternate Laboratory Name/Location  
*Test Am Tampa*

Phone: *680-90622*  
Fax:

PROJECT REFERENCE <i>35th Ave Removal</i>	PROJECT NO. <i>200548-1356</i>	PROJECT LOCATION (STATE) <i>AL</i>	MATRIX TYPE	REQUIRED ANALYSIS	PAGE <i>1</i>	OF <i>4</i>
TAL (LAB) PROJECT MANAGER <i>Lisa Harvey</i>	P.O. NUMBER	CONTRACT NO.			STANDARD REPORT DELIVERY <input type="radio"/>	DATE DUE

**(b) (6)**

COMPANY CONTRACTING THIS WORK (if applicable)

SAMPLE		SAMPLE IDENTIFICATION	COMPOSITE (C) OF GRAB (G) INDICATE	AQUEOUS (WATER)	SOLID OR SEMISOLID	AIR	NONAQUEOUS LIQUID (OIL, SOLVENT, ...)	NUMBER OF CONTAINERS SUBMITTED				REMARKS
DATE	TIME											
<i>5-20-13</i>	<i>1503</i>	<i>CV0182A-CS-SP</i>	<i>C</i>	<i>X</i>			<i>X</i>					
	<i>1518</i>	<i>CV0182B-CS-SP</i>	<i>C</i>	<i>X</i>			<i>X</i>					
	<i>1414</i>	<i>CV0287A-CS-SP</i>	<i>C</i>	<i>X</i>			<i>X</i>					
	<i>1429</i>	<i>CV0287B-CS-SP</i>	<i>C</i>	<i>X</i>			<i>X</i>					
	<i>1318</i>	<i>CV1198A-CS-SP</i>	<i>C</i>	<i>X</i>			<i>X</i>					
	<i>1330</i>	<i>CV1198B-CS-SP</i>	<i>C</i>	<i>X</i>			<i>X</i>					
	<i>1515</i>	<i>CV0003A-CS</i>	<i>C</i>	<i>X</i>			<i>X</i>					
	<i>1525</i>	<i>HP0003B-CS</i>	<i>G</i>	<i>X</i>			<i>X</i>					
	<i>1305</i>	<i>HP0068A-CS</i>	<i>C</i>	<i>X</i>			<i>X</i>					
	<i>1305</i>	<i>CV0068A-CSD</i>	<i>C</i>	<i>X</i>			<i>X</i>					
	<i>1315</i>	<i>CV0068B-CS</i>	<i>C</i>	<i>X</i>			<i>X</i>					
	<i>1435</i>	<i>CV0626A-CS</i>	<i>C</i>	<i>X</i>			<i>X</i>					

RELINQUISHED BY: (SIGNATURE) <i>[Signature]</i>	DATE <i>5-22-13</i>	TIME <i>1330</i>	RELINQUISHED BY: (SIGNATURE)	DATE	TIME	RELINQUISHED BY: (SIGNATURE)	DATE	TIME
RECEIVED BY: (SIGNATURE) <i>[Signature]</i>	DATE <i>5/23/13</i>	TIME <i>0930</i>	RECEIVED BY: (SIGNATURE)	DATE	TIME	RECEIVED BY: (SIGNATURE)	DATE	TIME

RECEIVED FOR LABORATORY BY: (SIGNATURE)				DATE	TIME	CUSTODY INTACT YES <input type="radio"/> NO <input type="radio"/>	CUSTODY SEAL NO.	SAVANNAH LOG NO.	LABORATORY REMARKS <i>5.6% Cu-07</i>
---	--	--	--	------	------	---	------------------	------------------	---

ANALYSIS REQUEST AND CHAIN OF CUSTODY RECORD

# TestAmerica

THE LEADER IN ENVIRONMENTAL TESTING.

TestAmerica Savannah  
5102 LaRoche Avenue  
Savannah, GA 31404

Website: www.testamericainc.com  
Phone: (912) 354-7858  
Fax: (912) 352-0165

Alternate Laboratory Name/Location  
*Test Am Tampa*

Phone: *680-90622*  
Fax:

PROJECT REFERENCE <i>35th Ave Removal</i>	PROJECT NO. <i>200548-1356</i>	PROJECT LOCATION (STATE) <i>AZ</i>	MATRIX TYPE	REQUIRED ANALYSIS	PAGE <i>2</i> OF <i>4</i>
TAL (LAB) PROJECT MANAGER <i>Lisa Harven</i>	P.O. NUMBER	CONTRACT NO.			STANDARD REPORT DELIVERY <input type="checkbox"/>

**(b) (6)**

COMPANY CONTRACTING THIS WORK (if applicable)	COMPOSITE (C) OR GRAB (G) INDICATE	AQUEOUS (WATER)	SOLID OR SEMISOLID	AIR	NONAQUEOUS LIQUID (OIL, SOLVENT, ...)	<i>LL PAH</i>	<i>Metals</i>	PRESERVATIVE	STANDARD REPORT DELIVERY <input type="checkbox"/>	DATE DUE _____
									EXPEDITED REPORT DELIVERY (SURCHARGE) <input type="checkbox"/>	DATE DUE _____
								NUMBER OF COOLERS SUBMITTED PER SHIPMENT:		

SAMPLE		SAMPLE IDENTIFICATION	COMPOSITE (C) OR GRAB (G) INDICATE	AQUEOUS (WATER)	SOLID OR SEMISOLID	AIR	NONAQUEOUS LIQUID (OIL, SOLVENT, ...)	PRESERVATIVE	NUMBER OF CONTAINERS SUBMITTED				REMARKS
DATE	TIME								1	2	3	4	
5-20-13	1445	<i>CV0626B-CS</i>	C	X			X	X					
5-20-13	1445	<i>CV0626B-CS (sieve)</i>	C	X			X	X					
5-21-13	1135	<i>052113-RB-Shovel</i>		X			X	X					
5-21-13	0855	<i>CV0747A-CS</i>	C	X			X						
	0855	<i>CV0747A-CSD</i>	C	X			X						
	1050	<i>CV1351A-CS</i>	C	X			X						
	1040	<i>CV1351B-CS</i>	C	X			X						
	0930	<i>CV1358A-CS</i>	C	X			X	X					
	0930	<i>CV1358A-CSD</i>	C	X			X	X					
	0940	<i>CV1358B-CS</i>	C	X			X						
	0951	<i>CV0525A-CS-SP</i>	C	X			X						
	1005	<i>CV0525B-CS-SP</i>	C	X			X						

RELINQUISHED BY: (SIGNATURE) <i>[Signature]</i>	DATE <i>5-22-13</i>	TIME <i>1330</i>	RELINQUISHED BY: (SIGNATURE)	DATE	TIME	RELINQUISHED BY: (SIGNATURE)	DATE	TIME
RECEIVED BY: (SIGNATURE) <i>[Signature]</i>	DATE <i>5/23/13</i>	TIME <i>0930</i>	RECEIVED BY: (SIGNATURE)	DATE	TIME	RECEIVED BY: (SIGNATURE)	DATE	TIME

LABORATORY USE ONLY						
RECEIVED FOR LABORATORY BY: (SIGNATURE)	DATE	TIME	CUSTODY INTACT YES <input type="checkbox"/> NO <input type="checkbox"/>	CUSTODY SEAL NO.	SAVANNAH LOG NO.	LABORATORY REMARKS

ANALYSIS REQUEST AND CHAIN OF CUSTODY RECORD

# TestAmerica

THE LEADER IN ENVIRONMENTAL TESTING

TestAmerica Savannah  
5102 LaRoche Avenue  
Savannah, GA 31404

Website: www.testamericainc.com  
Phone: (912) 354-7858  
Fax: (912) 352-0165

Alternate Laboratory Name/Location  
*Test Am Tampa*

Phone: *680-90622*  
Fax:

PROJECT REFERENCE <i>35th Ave Removal</i>	PROJECT NO. <i>2005148</i>	PROJECT LOCATION (STATE) <i>AL</i>	MATRIX TYPE	REQUIRED ANALYSIS	PAGE <i>3</i> OF <i>4</i>
TAL (LAB) PROJECT MANAGER <i>Lisa Harvey</i>	P.O. NUMBER	CONTRACT NO.			STANDARD REPORT DELIVERY <input type="radio"/>

**(b) (6)**

COMPANY CONTRACTING THIS WORK (if applicable)	COMPOSITE (C) OR GRAB (G) INDICATE	AQUEOUS (WATER)	SOLID OR SEMISOLID	AIR	NONAQUEOUS LIQUID (OIL, SOLVENT, ...)	REMARKS
					<i>LL PAH</i> <i>PCEA &amp; Metals</i>	DATE DUE _____ EXPEDITED REPORT DELIVERY (SURCHARGE) <input type="radio"/> DATE DUE _____ NUMBER OF COOLERS SUBMITTED PER SHIPMENT:
<b>PRESERVATIVE</b>						

SAMPLE		SAMPLE IDENTIFICATION	COMPOSITE (C) OR GRAB (G) INDICATE	AQUEOUS (WATER)	SOLID OR SEMISOLID	AIR	NONAQUEOUS LIQUID (OIL, SOLVENT, ...)	NUMBER OF CONTAINERS SUBMITTED				REMARKS
DATE	TIME											
<i>5-21-13</i>	<i>0907</i>	<i>CV 0729A - CS - SP</i>	<i>C</i>	<i>X</i>			<i>X</i>					
	<i>0921</i>	<i>CV 0729 B - CS - SP</i>	<i>C</i>	<i>X</i>			<i>X</i>					
	<i>1058</i>	<i>CV 1016A - CS - SP</i>	<i>C</i>	<i>X</i>			<i>X</i>	<i>X</i>				
	<i>1500</i>	<i>FM 0217A - CS</i>	<i>C</i>	<i>X</i>			<i>X</i>					
	<i>1343</i>	<i>CV 0828A - CS - SP</i>	<i>C</i>	<i>X</i>			<i>X</i>					
	<i>1402</i>	<i>CV 0828B - CS - SP</i>	<i>C</i>	<i>X</i>			<i>X</i>	<i>X</i>				
	<i>1355</i>	<i>CV 0828 C - CS - SP</i>	<i>C</i>	<i>X</i>			<i>X</i>					
	<i>1430</i>	<i>CV 0838A - CS - SP</i>	<i>C</i>	<i>X</i>			<i>X</i>					
	<i>1441</i>	<i>CV 0838B - CS - SP</i>	<i>C</i>	<i>X</i>			<i>X</i>					
	<i>1515</i>	<i>CV 0912A - CS - SP</i>	<i>C</i>	<i>X</i>			<i>X</i>					
	<i>1522</i>	<i>CV 0912B - CS - SP</i>	<i>C</i>	<i>X</i>			<i>X</i>					
	<i>1540</i>	<i>CV 0912C - CS - SP</i>	<i>C</i>	<i>X</i>			<i>X</i>					

RELINQUISHED BY: (SIGNATURE) <i>[Signature]</i>	DATE <i>5-22-13</i>	TIME <i>1330</i>	RELINQUISHED BY: (SIGNATURE)	DATE	TIME	RELINQUISHED BY: (SIGNATURE)	DATE	TIME
RECEIVED BY: (SIGNATURE) <i>[Signature]</i>	DATE <i>5/23/13</i>	TIME <i>0930</i>	RECEIVED BY: (SIGNATURE)	DATE	TIME	RECEIVED BY: (SIGNATURE)	DATE	TIME

RECEIVED FOR LABORATORY BY: (SIGNATURE)	DATE	TIME	CUSTODY INTACT YES <input type="radio"/> NO <input type="radio"/>	CUSTODY SEAL NO.	SAVANNAH LOG NO.	LABORATORY REMARKS
---	------	------	---	------------------	------------------	--------------------

ANALYSIS REQUEST AND CHAIN OF CUSTODY RECORD

# TestAmerica

THE LEADER IN ENVIRONMENTAL TESTING

TestAmerica Savannah  
5102 LaRoche Avenue  
Savannah, GA 31404

Website: www.testamericainc.com  
Phone: (912) 354-7858  
Fax: (912) 352-0165

Alternate Laboratory Name/Location

Test Am Tampa

Phone:  
Fax:

680-90622

6/5/2013

PROJECT REFERENCE <i>35th Ave Removal</i>	PROJECT NO. <i>2005148-1356</i>	PROJECT LOCATION (STATE) <i>AL</i>	MATRIX TYPE	REQUIRED ANALYSIS	PAGE <i>4</i> OF <i>4</i>
TAL (LAB) PROJECT MANAGER <i>Lisa Harvey</i>	P.O. NUMBER	CONTRACT NO.			STANDARD REPORT DELIVERY <input type="radio"/>

**(b) (6)**

COMPANY CONTRACTING THIS WORK (if applicable)	COMPOSITE (C) OR GRAB (G) INDICATE	AQUEOUS (WATER)	SOLID OR SEMISOLID	AIR	NON-AQUEOUS LIQUID (OIL, SOLVENT, ...)	REMARKS
					<i>LLPAH</i> <i>RCCA &amp; Metals</i>	DATE DUE _____ EXPEDITED REPORT DELIVERY (SURCHARGE) <input type="radio"/> <i>10 calendar Days</i> DATE DUE _____ NUMBER OF COOLERS SUBMITTED PER SHIPMENT: _____
	<b>PRESERVATIVE</b>					

SAMPLE		SAMPLE IDENTIFICATION	COMPOSITE (C) OR GRAB (G) INDICATE	AQUEOUS (WATER)	SOLID OR SEMISOLID	AIR	NON-AQUEOUS LIQUID (OIL, SOLVENT, ...)	NUMBER OF CONTAINERS SUBMITTED				REMARKS
DATE	TIME											
<i>5-21-13</i>	<i>1550</i>	<i>CV 912D - CS-SP</i>	<i>C</i>	<i>X</i>			<i>X</i>					
	<i>1303</i>	<i>CV 1189A - CS-SP</i>	<i>C</i>	<i>X</i>			<i>X</i>					
	<i>1315</i>	<i>CV 1189B - CS-SP</i>	<i>C</i>	<i>X</i>			<i>X</i>					
	<i>1402</i>	<i>CV 0828B - CS-SP (sieve)</i>	<i>C</i>	<i>X</i>				<i>X</i>				
	<i>1058</i>	<i>CV 1016A - CS-SP (sieve)</i>	<i>C</i>	<i>X</i>				<i>X</i>				
	<i>0930</i>	<i>CV 1358A - CS (sieve)</i>	<i>C</i>	<i>X</i>				<i>X</i>				
	<i>0930</i>	<i>CV 1358A - CSD (sieve)</i>	<i>C</i>	<i>X</i>				<i>X</i>				

RELINQUISHED BY: (SIGNATURE) <i>[Signature]</i>	DATE <i>5-22-13</i>	TIME <i>1330</i>	RELINQUISHED BY: (SIGNATURE)	DATE	TIME	RELINQUISHED BY: (SIGNATURE)	DATE	TIME
RECEIVED BY: (SIGNATURE) <i>[Signature]</i>	DATE <i>5/23/13</i>	TIME <i>0930</i>	RECEIVED BY: (SIGNATURE)	DATE	TIME	RECEIVED BY: (SIGNATURE)	DATE	TIME

LABORATORY USE ONLY						
RECEIVED FOR LABORATORY BY: (SIGNATURE)	DATE	TIME	CUSTODY INTACT YES <input type="radio"/> NO <input type="radio"/>	CUSTODY SEAL NO.	SAVANNAH LOG NO.	LABORATORY REMARKS

Page 35 of 39



## Login Sample Receipt Checklist

Client: Oneida Total Integrated Enterprises LLC

Job Number: 680-90622-1

SDG Number: 68090622-1

**Login Number: 90622**

**List Number: 1**

**Creator: Snead, Joshua**

**List Source: TestAmerica Savannah**

Question	Answer	Comment
Radioactivity wasn't checked or is <=/ background as measured by a survey meter.	N/A	
The cooler's custody seal, if present, is intact.	True	
Sample custody seals, if present, are intact.	True	
The cooler or samples do not appear to have been compromised or tampered with.	True	
Samples were received on ice.	True	
Cooler Temperature is acceptable.	True	
Cooler Temperature is recorded.	True	
COC is present.	True	
COC is filled out in ink and legible.	True	
COC is filled out with all pertinent information.	True	
Is the Field Sampler's name present on COC?	True	
There are no discrepancies between the containers received and the COC.	False	IDs on containers do not match the COC.
Samples are received within Holding Time.	True	
Sample containers have leg ble labels.	True	
Containers are not broken or leaking.	True	
Sample collection date/times are provided.	True	
Appropriate sample containers are used.	True	
Sample bottles are completely filled.	True	
Sample Preservation Verified.	N/A	
There is sufficient vol. for all requested analyses, incl. any requested MS/MSDs	True	
Containers requiring zero headspace have no headspace or bubble is <6mm (1/4").	N/A	
Multiphasic samples are not present.	True	
Samples do not require splitting or compositing.	True	
Residual Chlorine Checked.	N/A	

## Login Sample Receipt Checklist

Client: Oneida Total Integrated Enterprises LLC

Job Number: 680-90622-1

SDG Number: 68090622-1

**Login Number: 90622**

**List Number: 1**

**Creator: Snead, Joshua**

**List Source: TestAmerica Tampa**

**List Creation: 05/23/13 02:38 PM**

Question	Answer	Comment
Radioactivity wasn't checked or is <=/ background as measured by a survey meter.	N/A	
The cooler's custody seal, if present, is intact.	True	
Sample custody seals, if present, are intact.	True	
The cooler or samples do not appear to have been compromised or tampered with.	True	
Samples were received on ice.	True	
Cooler Temperature is acceptable.	True	
Cooler Temperature is recorded.	True	
COC is present.	True	
COC is filled out in ink and legible.	True	
COC is filled out with all pertinent information.	True	
Is the Field Sampler's name present on COC?	True	
There are no discrepancies between the containers received and the COC.	True	
Samples are received within Holding Time.	True	
Sample containers have leg ble labels.	True	
Containers are not broken or leaking.	True	
Sample collection date/times are provided.	True	
Appropriate sample containers are used.	True	
Sample bottles are completely filled.	True	
Sample Preservation Verified.	N/A	
There is sufficient vol. for all requested analyses, incl. any requested MS/MSDs	True	
Containers requiring zero headspace have no headspace or bubble is <6mm (1/4").	N/A	
Multiphasic samples are not present.	True	
Samples do not require splitting or compositing.	True	
Residual Chlorine Checked.	N/A	

## Certification Summary

Client: Oneida Total Integrated Enterprises LLC  
 Project/Site: 35th Avenue Superfund Site

TestAmerica Job ID: 680-90622-1  
 SDG: 68090622-1

### Laboratory: TestAmerica Savannah

All certifications held by this laboratory are listed. Not all certifications are applicable to this report.

Authority	Program	EPA Region	Certification ID	Expiration Date
A2LA	DoD ELAP		399.01	07-31-13
Alabama	State Program	4	41450	06-30-13
Alaska (UST)	State Program	10	UST-104	06-19-13
Arkansas DEQ	State Program	6	88-0692	02-01-13 *
California	NELAP	9	3217CA	07-31-13
Colorado	State Program	8	N/A	12-31-13
Florida	NELAP	4	E87052	06-30-13
GA Dept. of Agriculture	State Program	4	N/A	12-31-13
Georgia	State Program	4	N/A	06-30-13
Georgia	State Program	4	803	06-30-13
Hawaii	State Program	9	N/A	06-30-13
Illinois	NELAP	5	200022	11-30-13
Indiana	State Program	5	N/A	06-30-13
Iowa	State Program	7	353	07-01-13 *
Kentucky	State Program	4	90084	12-31-12 *
Kentucky (UST)	State Program	4	18	03-31-13 *
Louisiana	NELAP	6	30690	06-30-13
Louisiana	NELAP	6	LA100015	12-31-13
Maine	State Program	1	GA00006	08-16-14
Maryland	State Program	3	250	12-31-13
Massachusetts	State Program	1	M-GA006	06-30-13
Michigan	State Program	5	9925	06-30-13
Mississippi	State Program	4	N/A	06-30-13
Montana	State Program	8	CERT0081	01-01-14
Nebraska	State Program	7	TestAmerica-Savannah	06-30-13 *
New Jersey	NELAP	2	GA769	06-30-13
New Mexico	State Program	6	N/A	06-30-13
New York	NELAP	2	10842	04-01-14
North Carolina DENR	State Program	4	269	12-31-13
North Carolina DHHS	State Program	4	13701	07-31-13
Oklahoma	State Program	6	9984	08-31-13
Pennsylvania	NELAP	3	68-00474	06-30-13 *
Puerto Rico	State Program	2	GA00006	01-01-14
South Carolina	State Program	4	98001	06-30-13
Tennessee	State Program	4	TN02961	06-30-13
Texas	NELAP	6	T104704185-08-TX	11-30-13
USDA	Federal		SAV 3-04	04-07-14
Virginia	NELAP	3	460161	06-14-13 *
Washington	State Program	10	C1794	06-10-13
West Virginia	State Program	3	9950C	12-31-13
West Virginia DEP	State Program	3	94	06-30-13
Wisconsin	State Program	5	999819810	08-31-13
Wyoming	State Program	8	8TMS-Q	06-30-13

### Laboratory: TestAmerica Tampa

All certifications held by this laboratory are listed. Not all certifications are applicable to this report.

Authority	Program	EPA Region	Certification ID	Expiration Date
Alabama	State Program	4	40610	06-30-13
Florida	NELAP	4	E84282	06-30-13

\* Expired certification is currently pending renewal and is considered valid.

TestAmerica Savannah

# Certification Summary

Client: Oneida Total Integrated Enterprises LLC  
Project/Site: 35th Avenue Superfund Site

TestAmerica Job ID: 680-90622-1  
SDG: 68090622-1

## Laboratory: TestAmerica Tampa (Continued)

All certifications held by this laboratory are listed. Not all certifications are applicable to this report.

Authority	Program	EPA Region	Certification ID	Expiration Date
Georgia	State Program	4	905	06-30-13
USDA	Federal		P330-11-00177	04-20-14

1

2

3

4

5

6

7

8

9

10

11

12