

# ALABAMA - EPA Map of Radon Zones

<http://www.epa.gov/radon/zonemap.html>




The Map of Radon Zones was developed in 1993 to identify areas of the U.S. with the potential for elevated indoor radon levels. The map is intended to help governments and other organizations target risk reduction activities and resources. The Map of Radon Zones should not be used to determine if individual homes need to be tested. No matter where you live, test your home for radon—it's easy and inexpensive. Fix your home if your radon level is 4 picocuries per liter (pCi/L) (150 becquerels per meter cubed (Bq/m<sup>3</sup>)) or higher. Consider fixing if your level is between 2 and 4 pCi/L (75 - 150 Bq/m<sup>3</sup>).

The Map of Radon Zones was developed using data on indoor radon measurements, geology, aerial radioactivity, soil parameters, and foundation types. The EPA recommends that this map be supplemented with any available local data to further understand and predict the radon potential for a specific area.

**All homes should be tested, regardless of zone designation.**

**IMPORTANT:** Consult the publication entitled "Preliminary Geologic Radon Potential Assessment of Alabama" before using this map. See <https://doi.org/10.3133/ofr93292D>. This document contains information on radon potential variations within counties. The EPA also recommends that this map be supplemented with any available local data in order to further understand and predict the radon potential of a specific area.

What do the colors mean?

Color	Zone	Description
	Zone 1 (red zones)	Highest potential Counties have a predicted average indoor screening level > (greater) than 4 pCi/L (picocuries per liter) (150 Bq/m <sup>3</sup> (becquerels per meter cubed))
	Zone 2 (orange zones)	Moderate potential Counties have a predicted average screening level ≥ (greater than or equal to) 2 pCi/L (75 Bq/m <sup>3</sup> ) and ≤ (less than or equal to) 4 pCi/L (150 Bq/m <sup>3</sup> )
	Zone 3 (yellow zones)	Low potential Counties have a predicted average indoor screening level < (less than) 2 pCi/L (75 Bq/m <sup>3</sup> )

