

Ecological Soil Screening Levels for Vanadium

Interim Final

OSWER Directive 9285.7-75



**U.S. Environmental Protection Agency
Office of Solid Waste and Emergency Response
1200 Pennsylvania Avenue, N.W.
Washington, DC 20460**

April 2005

This page intentionally left blank

TABLE OF CONTENTS

1.0	INTRODUCTION	1
2.0	SUMMARY OF ECO-SSLs FOR VANADIUM	2
3.0	ECO-SSL FOR TERRESTRIAL PLANTS	3
4.0	ECO-SSL FOR SOIL INVERTEBRATES	5
5.0	ECO-SSL FOR AVIAN WILDLIFE	5
5.1	Avian TRV	5
5.2	Estimation of Dose and Calculation of the Avian Eco-SSL	5
6.0	ECO-SSL FOR MAMMALIAN WILDLIFE	10
6.1	Mammalian TRV	10
6.2	Estimation of Dose and Calculation of the Mammalian Eco-SSL	14
7.0	REFERENCES	15
7.1	General Vanadium References	15
7.2	References Used for Derivation of Plant and Soil Invertebrate Eco-SSLs	16
7.3	References Rejected for Use in Derivation of Plant and Soil Invertebrate Eco-SSLs	16
7.4	References Used for Derivation of Wildlife TRVs	18
7.5	References Rejected for Use in Derivation of Wildlife TRVs	23

LIST OF TABLES

Table 2.1	Vanadium Eco-SSLs (mg/kg dry weight in soil)	3
Table 3.1	Plant Toxicity Data - Vanadium	4
Table 5.1	Avian Toxicity Data Extracted for Wildlife Toxicity Reference Value (TRV) - Vanadium	6
Table 5.2	Calculation of the Avian Eco-SSLs for Vanadium	10
Table 6.1	Mammalian Toxicity Data Extracted for Wildlife Toxicity Reference Value (TRV) - Vanadium	11
Table 6.2	Calculation of the Mammalian Eco-SSLs for Vanadium	14

LIST OF FIGURES

Figure 2.1	Vanadium Pools in Soil (from Alloway, 1990)	2
Figure 2.2	Typical Background Concentrations of Vanadium in U.S. Soils	3
Figure 5.1	Avian TRV Derivation for Vanadium	9
Figure 6.1	Mammalian TRV Derivation for Vanadium	13

LIST OF APPENDICES

Appendix 5-1	Avian Toxicity Data Extracted and Reviewed for Wildlife Toxicity Reference Value (TRV) - Vanadium
Appendix 6-1	Mammalian Toxicity Data Extracted and Reviewed for Wildlife Toxicity Reference Value (TRV) - Vanadium

1.0 INTRODUCTION

Ecological Soil Screening Levels (Eco-SSLs) are concentrations of contaminants in soil that are protective of ecological receptors that commonly come into contact with and/or consume biota that live in or on soil. Eco-SSLs are derived separately for four groups of ecological receptors: plants, soil invertebrates, birds, and mammals. As such, these values are presumed to provide adequate protection of terrestrial ecosystems. Eco-SSLs are derived to be protective of the conservative end of the exposure and effects species distribution, and are intended to be applied at the screening stage of an ecological risk assessment. These screening levels should be used to identify the contaminants of potential concern (COPCs) that require further evaluation in the site-specific baseline ecological risk assessment that is completed according to specific guidance (U.S. EPA, 1997, 1998, and 1999). The Eco-SSLs are not designed to be used as cleanup levels and the United States (U.S.) Environmental Protection Agency (EPA) emphasizes that it would be inappropriate to adopt or modify the intended use of these Eco-SSLs as national cleanup standards.

The detailed procedures used to derive Eco-SSL values are described in separate documentation (U.S. EPA, 2003). The derivation procedures represent the collaborative effort of a multi-stakeholder group consisting of federal, state, consulting, industry, and academic participants led by the U.S. EPA, Office of Solid Waste and Emergency Response.

This document provides the Eco-SSL values for vanadium and the documentation for their derivation. This document provides guidance and is designed to communicate national policy on identifying vanadium concentrations in soil that may present an unacceptable ecological risk to terrestrial receptors. The document does not, however, substitute for EPA's statutes or regulations, nor is it a regulation itself. Thus, it does not impose legally-binding requirements on EPA, states, or the regulated community, and may not apply to a particular situation based upon the circumstances of the site. EPA may change this guidance in the future, as appropriate. EPA and state personnel may use and accept other technically sound approaches, either on their own initiative, or at the suggestion of potentially responsible parties, or other interested parties. Therefore, interested parties are free to raise questions and objections about the substance of this document and the appropriateness of the application of this document to a particular situation. EPA welcomes public comments on this document at any time and may consider such comments in future revisions of this document.

2.0 SUMMARY OF ECO-SSLs FOR VANADIUM

Vanadium (V) occurs commonly but not uniformly in the earth's crust, ranking 22nd among the elements present (WHO, 1988). Elemental vanadium does not occur in nature but is contained in about 65 different minerals with patronite, roscoelite, carnotite, and vanadinite being the principal ore sources (CRC, 1994). Vanadium forms numerous and complicated compounds because of its many valence states which may range from +2 to +5, with +5 being the principle oxidation state (Lagerkvist et al., 1986). Vanadium can form both cationic and anionic salts (API, 1985).

Vanadium is mainly used in ferrous metallurgy where 75-85% of all vanadium produced is used as an alloy additive in making special steels. Alloys of vanadium with non-ferrous metals are widely used in the atomic industry, aircraft construction, and space technology. Vanadium is also used as a target material for x-rays and as a chemical catalyst (Alloway, 1990; WHO, 1988). Vanadium is present in coal, crude oil, naturally occurring petroleum hydrocarbons, and all fuel oils where it remains in the residue after the more volatile fractions have been distilled (<http://toxnet.nlm.nih.gov>).

Major sources of environmental contamination of vanadium result from the combustion of fossil fuels, the burning of coal wastes, the disposal of coal waste and fly ash, and releases from metallurgical works and smelters (NRCC, 1980; WHO, 1988; Alloway, 1990). Vanadium also enters the environment from natural sources such as continental dust, marine aerosols, and volcanic emissions (<http://toxnet.nlm.nih.gov>).

Vanadium is found in rocks and soil in the relatively insoluble trivalent form, and can also be present in the pentavalent form as vanadates of Cu, Zn, Pb, U, ferric iron, Mn, Ca, or K (API, 1985). Weathering decomposes parent rock and increases vanadium availability in soils (CCME, 1996). The vanadium pools in soils are depicted in Figure 2.1. Jacks (1976) found that the bulk of vanadium deposited in the environment is retained in the soil, mainly in association with organic matter. The mobility of vanadium in soils is affected by pH. Vanadium is fairly mobile in neutral or alkaline soils relative to other metals, but its mobility decreases in acidic soils. In the presence of humic acids, mobile metavanadate anions can be converted to the immobile vanadyl cations resulting in local accumulation. Under oxidizing, unsaturated conditions some mobility is observed, but under reducing, saturated conditions vanadium is immobile. The pentavalent cation is considerably more soluble than the trivalent cation, is readily dissolved by groundwater, and can be transported over long distances.

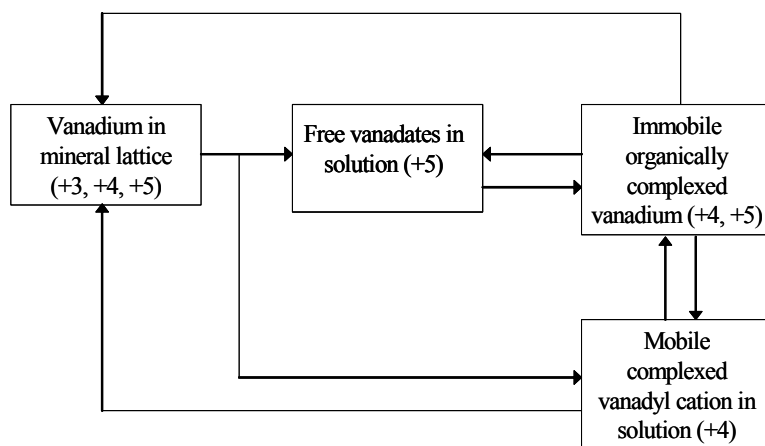


Figure 2.1 Vanadium Pools in Soil (from Alloway, 1990)

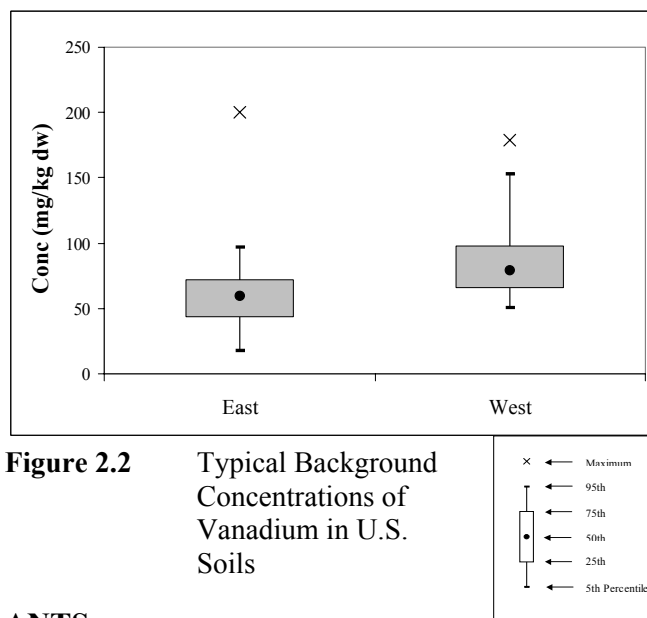
If released into water, vanadium is expected to exist primarily in the tetravalent and pentavalent forms. Both species are known to bind strongly to mineral or biogenic surfaces by adsorption or complexing. The chemical formulas of the vanadyl species most commonly reported in water are VO(2+) and VO(OH)(1+), and the vanadate species are H2VO4(1-) and HVO4(2-) (<http://toxnet.nlm.nih.gov>). Soluble vanadium present in soil appears to be easily taken up by the roots of plants usually in the tetravalent or pentavalent form (NRCC, 1980). Evidence suggests a difference in absorption between these two forms with the tetravalent (vanadyl) form being more rapidly absorbed into the roots of plants (Hopkins et al., 1977).

The Eco-SSL values derived to date for vanadium are summarized in Table 2.1.

Plants	Soil Invertebrates	Wildlife	
		Avian	Mammalian
NA	NA	7.8	280

NA = Not Available. Data were insufficient to derive an Eco-SSL.

Eco-SSL values for vanadium were derived for avian and mammalian wildlife. Eco-SSL values for vanadium could not be derived for plants or soil invertebrates as data were insufficient. The Eco-SSLs range from 7.8 mg/kg dry weight (dw) for avian wildlife to 280 mg/kg dw for mammalian wildlife. The Eco-SSL for avian wildlife is lower than the reported range of background soil concentrations in eastern and western U.S. soils (Figure 2.2). Background concentrations of many metals in U.S. soils are described in Attachment 1-4 of the Eco-SSL guidance (U.S. EPA, 2003).



3.0 ECO-SSL FOR TERRESTRIAL PLANTS

Of the papers identified from the literature search process, 73 were selected for acquisition for further review. Of those papers acquired, two papers met all 11 Study Acceptance Criteria (U.S. EPA 2003; Attachment 3-1). Each of these papers was reviewed and the studies were scored according to the Eco-SSL guidance (U.S. EPA, 2003; Attachment 3-2). Two studies within one paper received an Evaluation Score greater than ten. These studies are summarized in Table 3.1. At least three studies are required to derive an Eco-SSL (U.S. EPA, 2003; Attachment 3-2). Therefore, an Eco-SSL for plants could not be calculated for vanadium.

Table 3.1 Plant Toxicity Data - Vanadium

Reference	IP Number	Study ID	Test Organism		Soil pH	OM%	Bio-availability Score	ERE	Tox Parameter	Tox Value (Soil Conc mg/kg dw)	Total Evaluation Score	Eligible for Eco-SSL Derivation?	Used for Eco-SSL?
Kaplan et al., 1990	3295	a	Broccoli	<i>Brassica oleracea</i>	6.5	1.1	2	GRO	LOAEC	100	15	Y	N
Kaplan et al., 1990	3295	b	Broccoli	<i>Brassica oleracea</i>	6.5	1.9	2	GRO	NOAEC	100	15	Y	N

ERE = Ecologically relevant endpoint

GRO = Growth

LOAEC = Lowest observed adverse effect concentration

N = No

NOAEC = No observed adverse effect concentration

OM = Organic matter content

Y = Yes

Bioavailability Score described in *Guidance for Developing Eco-SSLs* (U.S. EPA, 2003)

Total Evaluation Score described in *Guidance for Developing Eco-SSLs* (U.S. EPA, 2003)

4.0 ECO-SSL FOR SOIL INVERTEBRATES

Of the papers identified from the literature search process, six were acquired for further review. Of those acquired, none met all 11 Study Acceptance Criteria (U.S. EPA, 2003; Attachment 3-1). A soil invertebrate Eco-SSL could not be derived for vanadium.

5.0 ECO-SSL FOR AVIAN WILDLIFE

The derivation of the Eco-SSL for avian wildlife was completed in two steps. First, the toxicity reference value (TRV) was derived according to the Eco-SSL guidance (U.S. EPA, 2003; Attachment 4-5). Second, the Eco-SSL (soil concentration) was back-calculated for each of three surrogate species based on the wildlife exposure model and the TRV (U.S. EPA, 2003).

5.1 Avian TRV

The literature search completed according to the Eco-SSL guidance (U.S. EPA, 2003; Attachment 4-2) identified 916 papers with possible toxicity data for either avian or mammalian species. Of these papers, 834 were rejected for use as described in Section 7.5. Of the remaining papers, 36 contained data for avian test species. These papers were reviewed and data were extracted and scored according to the Eco-SSL guidance (U.S. EPA, 2003; Attachment 4-3 and 4-4). The results of the data extraction and review are summarized in Table 5.1. The complete results are included as Appendix 5-1.

Within the 36 reviewed papers, there were 132 results for biochemical (BIO), behavioral (BEH), physiology (PHY), pathology (PTH), reproduction (REP), growth (GRO), and survival (MOR) effects that had a Data Evaluation Score of >65 (sufficient to derive the TRV) (U.S. EPA 2003; Attachment 4-5). These data are plotted in Figure 5.1 and correspond directly with the data presented in Table 5.1. The no-observed adverse effect (NOAEL) values for growth and reproduction are used to calculate a geometric mean NOAEL. This result is examined in relationship to the lowest bounded lowest-observed adverse effect level (LOAEL) for reproduction, growth and survival to derive the TRV according to procedures in the Eco-SSL guidance (U.S. EPA, 2003; Attachment 4-5).

A geometric mean of the NOAEL values for growth and reproduction was calculated at 1.19 mg vanadium/kg bw/day. However, this geometric mean NOAEL is higher than the lowest bounded LOAEL for growth, reproduction or survival. The TRV is equal to 0.344 mg vanadium/kg bw/day which is the highest bounded NOAEL lower than the lowest bounded LOAEL for reproduction, growth or survival.

5.2 Estimation of Dose and Calculation of the Avian Eco-SSL

Three separate Eco-SSL values were calculated for avian wildlife, one each for three surrogate species representing different trophic groups. The avian Eco-SSLs for vanadium were calculated according to the Eco-SSL guidance (U.S. EPA, 2003; Attachment 4-5) and are summarized in Table 5.2.

**Table 5.1 Avian Toxicity Data Extracted for Wildlife Toxicity Reference Value (TRV)
Vanadium
Page 1 of 3**

Result #	Reference	Ref No.	Test Organism	# of Conc/ Doses	Method of Analyses	Route of Exposure	Exposure Duration	Duration Units	Age	Age Units	Lifestage	Sex	Effect Type	Effect Measure	Response Site	NOAEL Dose (mg/kg bw/day)	LOAEL Dose (mg/kg bw/day)	Data Evaluation Score	
Biochemical (BIO)																			
1	White and Dieter, 1978	6727	Duck (<i>Anas platyrhynchos</i>)	4	M	FD	3	w	1	yr	AD	M	CHM	CHOL	BL	0.309	1.13	76	
2	Hill, 1990	5736	Chicken (<i>Gallus domesticus</i>)	2	U	FD	18	d	1	d	JV	F	CHM	GLTH	KI	2.84		67	
3	Hill, 1990	8125	Chicken (<i>Gallus domesticus</i>)	4	U	FD	19	d	1	d	JV	F	CHM	CHLR	SR	23.8		69	
4	Phillips et al, 1982	6412	Chicken (<i>Gallus domesticus</i>)	4	U	FD	15	mo	1	d	JV	F	ENZ	NKAT	KI		0.244	69	
5	Nielsen et al, 1980	15690	Chicken (<i>Gallus domesticus</i>)	2	U	FD	32	d	1	d	JV	M	CHM	HMCT	BL		0.284	70	
6	Benabdeljelil and Jensen, 1989	5843	Chicken (<i>Gallus domesticus</i>)	2	U	FD	8	w	25	w	SM	F	CHM	GBCM	EG		0.319	70	
7	Benabdeljelil and Jensen, 1989	5843	Chicken (<i>Gallus domesticus</i>)	2	U	FD	6	w	72	w	AD	F	CHM	GBCM	EG		0.366	66	
8	Blalock and Hill, 1987	5927	Chicken (<i>Gallus domesticus</i>)	4	U	FD	2	w	1	d	JV	F	CHM	HMGL	BL		0.968	70	
9	Kubena et al, 1986	6041	Chicken (<i>Gallus domesticus</i>)	3	U	FD	28	d	1	d	JV	M	CHM	NACO	SR		1.18	70	
10	Bressman, et al., 2002	25961	Chicken (<i>Gallus domesticus</i>)	4	U	FD	56	d	32	w	SM	F	CHM	GBCM	EX		1.31	70	
11	Hill, 1990	8125	Chicken (<i>Gallus domesticus</i>)	2	U	FD	19	d	1	d	JV	F	CHM	CHLR	SR		1.78	69	
12	Hill, 1994	5453	Chicken (<i>Gallus domesticus</i>)	2	U	FD	21	d	1	d	JV	M	CHM	PCON	SR		3.55	69	
13	Hafez and Kratzer 1976	6876	Chicken (<i>Gallus domesticus</i>)	2	U	FD	8	w	1	d	JV	M	CHM	LIPD	PL		8.36	70	
Behavior (BEH)																			
14	Cervantes and Jensen, 1986	6085	Chicken (<i>Gallus domesticus</i>)	4	U	FD	4	w	1	d	JV	M	FDB	FCNS	WO	0.295	0.589	80	
15	Sell et al, 1986	6469	Chicken (<i>Gallus domesticus</i>)	3	M	FD	4	w	25	w	SM	F	FDB	FCNS	WO	0.524		78	
16	Bressman, et al., 2002	25961	Chicken (<i>Gallus domesticus</i>)	4	U	FD	56	d	32	w	SM	F	FDB	FCNS	WO	1.31	2.62	79	
17	Sell et al, 1982	8577	Chicken (<i>Gallus domesticus</i>)	4	M	FD	4	w	41	w	SM	F	FDB	FCNS	WO	1.82	2.01	84	
18	Benabdeljelil and Jensen, 1990	5749	Chicken (<i>Gallus domesticus</i>)	4	U	FD	4	w	43	w	SM	F	FDB	FCNS	WO	1.84	6.13	77	
19	Summers and Moran, 1972	7051	Chicken (<i>Gallus domesticus</i>)	2	U	FD	3	w	NR	NR	JV	NR	FDB	FCNS	WO		0.339	73	
20	Toussant and Latshaw, 1994	5456	Chicken (<i>Gallus domesticus</i>)	2	M	FD	14	d	25	w	SM	F	FDB	FCNS	WO		1.33	78	
21	Hill, 1990	5736	Chicken (<i>Gallus domesticus</i>)	2	U	FD	18	d	1	d	JV	F	FDB	FCNS	WO		1.77	73	
22	Ousterhout and Berg, 1981	6508	Chicken (<i>Gallus domesticus</i>)	2	U	FD	7	w	40-60	w	SM	F	FDB	FDNG	WO		2.75	73	
23	Hill, 1990	5734	Chicken (<i>Gallus domesticus</i>)	2	U	FD	19	d	1	d	JV	F	FDB	FCNS	WO		2.84	72	
Physiology (PHY)																			
24	Cervantes and Jensen, 1986	6085	Chicken (<i>Gallus domesticus</i>)	2	U	FD	4	w	1	d	JV	M	PHY	FDCV	WO	0.295	0.589	80	
25	Sell et al, 1986	6469	Chicken (<i>Gallus domesticus</i>)	3	M	FD	4	w	25	w	SM	F	PHY	GPHY	EG	0.524		71	
26	Romoser, et al, 1961	3740	Chicken (<i>Gallus domesticus</i>)	4	U	FD	21	d	9	d	JV	M	PHY	FDCV	WO	1.32	2.75	78	
27	Romoser, et al, 1961	3740	Chicken (<i>Gallus domesticus</i>)	6	U	FD	21	d	7	d	JV	M	PHY	FDCV	WO	1.59	2.12	78	
28	Hill, 1990	5736	Chicken (<i>Gallus domesticus</i>)	2	U	FD	18	d	1	d	JV	F	PHY	FDCV	WO		1.77	73	
29	Cupo and Donaldson, 1987	5971	Chicken (<i>Gallus domesticus</i>)	2	U	FD	21	d	1	d	JV	M	PHY	FDCV	WO		2.00	73	
30	Romoser, et al, 1961	3740	Chicken (<i>Gallus domesticus</i>)	7	U	FD	21	d	11	d	JV	M	PHY	FDCV	WO		2.12	72	
Pathology (PTH)																			
31	Phillips et al, 1982	6412	Chicken (<i>Gallus domesticus</i>)	4	U	FD	15	d	1	d	JV	F	HIS	GHIS	KI	0.489	0.977	78	
32	Hill, 1994	5453	Chicken (<i>Gallus domesticus</i>)	2	U	FD	21	d	1	d	JV	M	ORW	SMIX	HE	3.55		72	
33	Kubena and Phillips 1982	6388	Chicken (<i>Gallus domesticus</i>)	5	UX	FD	20	w	29	w	SM	F	HIS	GHIS	WO	5.45		69	
34	Cupo and Donaldson, 1987	5971	Chicken (<i>Gallus domesticus</i>)	2	U	FD	21	d	1	d	JV	M	ORW	ORWT	FP		2.00	73	
35	Kubena et al, 1985	6192	Chicken (<i>Gallus domesticus</i>)	2	U	FD	28	d	1	d	JV	M	ORW	ORWT	LI		4.76	73	
36	Hafez and Kratzer 1976	6876	Chicken (<i>Gallus domesticus</i>)	2	U	FD	8	w	1	d	JV	M	ORW	ORWT	LI		8.36	73	
Reproduction (REP)																			
37	Sell et al, 1982	8577	Chicken (<i>Gallus domesticus</i>)	4	U	FD	7	d	41	w	LB	F	EGG	EQUA	EG	0.275	0.413	85	
38	Sell et al, 1986	6469	Chicken (<i>Gallus domesticus</i>)	3	M	FD	4	w	25	w	LB	F	EGG	EQUA	EG	0.325	0.524	90	
39	Benabdeljelil and Jensen, 1989	5843	Chicken (<i>Gallus domesticus</i>)	2	U	FD	6	w	72	w	LB	F	EGG	EGWT	EG	0.366		70	
40	Ousterhout and Berg, 1981	6508	Chicken (<i>Gallus domesticus</i>)	3	U	FD	4	w	40	w	LB	F	EGG	EQUA	EG	0.988	1.98	80	
41	Ousterhout and Berg, 1981	6508	Chicken (<i>Gallus domesticus</i>)	3	U	FD	4	w	35-40	w	LB	F	EGG	EQUA	EG	0.988	1.98	84	
42	Kubena and Phillips 1982	6388	Chicken (<i>Gallus domesticus</i>)	5	UX	FD	84	d	29	w	LB	F	REP	TPRD	WO	1.25	2.50	90	
43	Ousterhout and Berg, 1981	6508	Chicken (<i>Gallus domesticus</i>)	4	U	FD	4	w	50	w	LB	F	EGG	EQUA	EG	3.95		69	
44	Hafez and Kratzer 1976	6848	Chicken (<i>Gallus domesticus</i>)	3	U	FD	1	mo	28	w	LB	F	REP	PROG	WO	4.94	14.8	84	
45	Hafez and Kratzer 1976	6848	Japanese Quail (<i>Coturnix japonica</i>)	5	U	FD	1	mo	NR	NR	LB	F	REP	PROG	WO	39.0		74	
46	Benabdeljelil and Jensen, 1989	5843	Chicken (<i>Gallus domesticus</i>)	2	U	FD	8	w	25	w	LB	F	EGG	EQUA	EG		0.319	79	
47	Jensen and Maurice, 1980	9749	Chicken (<i>Gallus domesticus</i>)	2	U	FD	6	w	NR	NR	LB	F	EGG	EQUA	EG		0.475	79	
48	Jensen and Maurice, 1980	9749	Chicken (<i>Gallus domesticus</i>)	3	U	FD	4	w	NR	NR	LB	F	REP	EQUA	EG		0.494	78	
49	Benabdeljelil and Jensen, 1990	5749	Chicken (<i>Gallus domesticus</i>)	4	U	FD	2	w	43	w	LB	F	EGG	EQUA	EG		0.669	79	
50	Sell et al, 1982	8577	Chicken (<i>Gallus domesticus</i>)	4	M	FD	7	d	41	w	LB	F	EGG	EQUA	EG		0.740	84	
51	Jensen and Maurice, 1980	9749	Chicken (<i>Gallus domesticus</i>)	2	U	FD	4	w	NR	NR	LB	F	EGG	EQUA	EG		0.988	78	
52	Ousterhout and Berg, 1981	6508	Chicken (<i>Gallus domesticus</i>)	3	U	FD	4	w	35-40	w	LB	F	EGG	EQUA	EG		0.988	78	
53	Bressman, et al., 2002	25961	Chicken (<i>Gallus domesticus</i>)	4	U	FD	14	d	32	w	LB	F	EGG	ESQU	EG		1.31	79	
54	Toussant and Latshaw, 1994	5456	Chicken (<i>Gallus domesticus</i>)	2	M	FD	9	d	25	w	LB	F	REP	PROG	WO		1.33	84	
55	Ousterhout and Berg, 1981	6508	Chicken (<i>Gallus domesticus</i>)	3	U	FD	4	w	48	w	LB	F	EGG	EGWT	EG		1.98	79	

Table 5.1 Avian Toxicity Data Extracted for Wildlife Toxicity Reference Value (TRV)
Vanadium
 Page 2 of 3

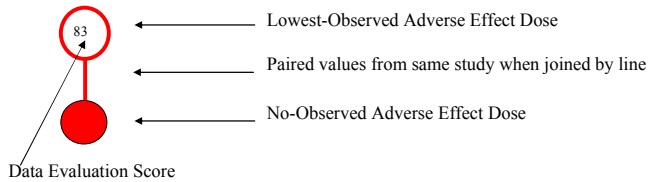
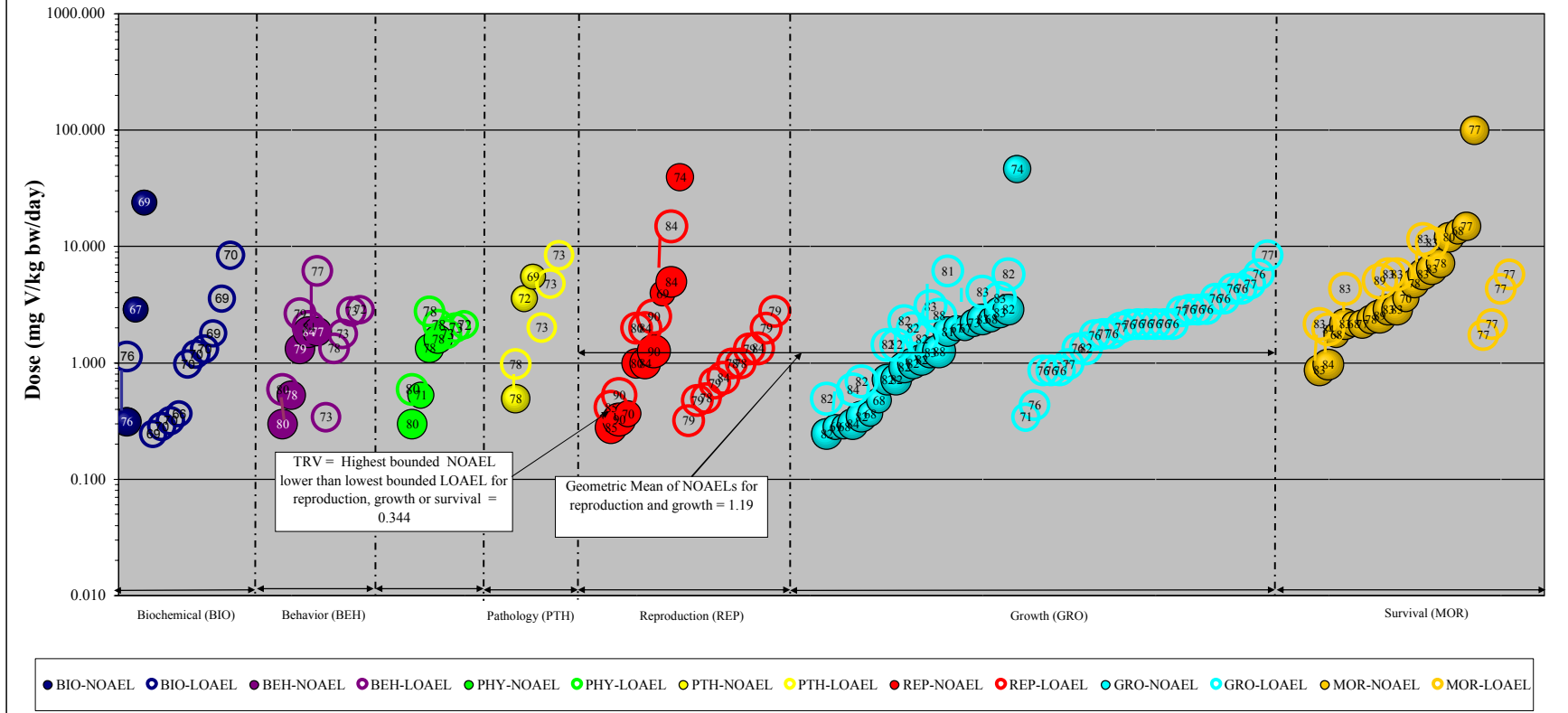
Result #	Reference	Ref No.	Test Organism	# of Conc/ Doses	Method of Analyses	Route of Exposure	Exposure Duration	Duration Units	Age	Age Units	Lifestage	Sex	Effect Type	Effect Measure	Response Site	NOAEL Dose (mg/kg bw/day)	LOAEL Dose (mg/kg bw/day)	Data Evaluation Score	
56	Ousterhout and Berg, 1981	6508	Chicken (<i>Gallus domesticus</i>)	2	U	FD	7	w	40-60	w	LB	F	REP	TPRD	WO		2.75	79	
Growth (GRO)																			
57	Phillips et al, 1982	6412	Chicken (<i>Gallus domesticus</i>)	4	U	FD	25	w	1	d	JV	F	GRO	BDWT	WO	0.244	0.489	82	
58	Cervantes and Jensen, 1986	6085	Chicken (<i>Gallus domesticus</i>)	2	U	FD	4	w	1	d	JV	M	GRO	BDWT	WO	0.279		69	
59	Nielsen et al, 1980	15690	Chicken (<i>Gallus domesticus</i>)	2	U	FD	4	w	1	d	JV	M	GRO	BDWT	WO	0.284		68	
60	Cervantes and Jensen, 1986	6085	Chicken (<i>Gallus domesticus</i>)	4	U	FD	4	w	1	d	JV	M	GRO	BDWT	WO	0.295	0.589	84	
61	Hill 1979	397	Chicken (<i>Gallus domesticus</i>)	4	U	FD	5	w	1	d	JV	F	GRO	BDWT	WO	0.344	0.688	82	
62	Benabdeljelil and Jensen, 1989	5843	Chicken (<i>Gallus domesticus</i>)	2	U	FD	8	w	25	w	SM	F	GRO	BDWT	WO	0.366		68	
63	Jensen and Maurice, 1980	9749	Chicken (<i>Gallus domesticus</i>)	2	U	FD	6	w	NR	NR	SM	F	GRO	BDWT	WO	0.475		68	
64	Hill, 1990	8125	Chicken (<i>Gallus domesticus</i>)	4	U	FD	19	d	1	d	JV	F	GRO	BDWT	WO	0.711	1.42	82	
65	Hill, 1990	8125	Chicken (<i>Gallus domesticus</i>)	4	U	FD	19	d	1	d	JV	F	GRO	BDWT	WO	0.711	1.42	82	
66	Hathcock et al., 1964	14512	Chicken (<i>Gallus domesticus</i>)	3	U	FD	14	d	1	d	JV	NR	GRO	BDWT	WO	0.904	2.26	82	
67	Ousterhout and Berg, 1981	6508	Chicken (<i>Gallus domesticus</i>)	3	U	FD	4	w	35-40	w	SM	F	GRO	BDWT	WO	0.988	1.98	82	
68	Romoser, et al, 1961	3740	Chicken (<i>Gallus domesticus</i>)	6	U	FD	21	d	7	d	JV	M	GRO	BDWT	WO	1.050	1.59	82	
69	Qureshi et al, 1999	5079	Chicken (<i>Gallus domesticus</i>)	4	U	FD	14	d	1	d	JV	B	GRO	BDWT	WO	1.22	3.05	83	
70	Kubena and Phillips 1982	6388	Chicken (<i>Gallus domesticus</i>)	5	UX	FD	56	d	29	w	SM	F	GRO	BDWT	WO	1.26	2.51	88	
71	Benabdeljelil and Jensen, 1990	5749	Chicken (<i>Gallus domesticus</i>)	4	U	FD	4	w	43	w	SM	F	GRO	BDWT	WO	1.84	6.13	81	
72	Ousterhout and Berg, 1981	6508	Chicken (<i>Gallus domesticus</i>)	3	U	FD	4	w	40	w	SM	F	GRO	BDWT	WO	1.98		67	
73	Ousterhout and Berg, 1981	6508	Chicken (<i>Gallus domesticus</i>)	3	U	FD	4	w	40	w	SM	F	GRO	BDWT	WO	1.98		67	
74	Sell et al, 1982	8577	Chicken (<i>Gallus domesticus</i>)	4	M	FD	4	w	41	w	SM	F	GRO	BDWT	WO	2.20		73	
75	Nelson et al, 1962	14516	Chicken (<i>Gallus domesticus</i>)	5	U	FD	4	w	NR	NR	JV	M	GRO	BDWT	WO	2.34	4.08	83	
76	Kubena et al, 1986	6041	Chicken (<i>Gallus domesticus</i>)	3	U	FD	28	d	1	d	JV	M	GRO	BDWT	WO	2.36		68	
77	Nelson et al, 1962	14516	Chicken (<i>Gallus domesticus</i>)	10	U	FD	4	w	NR	NR	JV	M	GRO	BDWT	WO	2.68	3.58	83	
78	Hafez and Kratzer 1976	8663	Chicken (<i>Gallus domesticus</i>)	4	U	FD	4	w	1	d	JV	M	GRO	BDWT	WO	2.87	5.74	82	
79	Hafez and Kratzer 1976	8648	Japanese Quail (<i>Coturnix japonica</i>)	5	U	FD	4	w	1	d	JV	M	GRO	BDWT	WO	46.1		74	
80	Summers and Moran, 1972	7051	Chicken (<i>Gallus domesticus</i>)	2	U	FD	3	w	NR	NR	JV	NR	GRO	BDWT	WO		0.339	71	
81	Hill, 1974	92	Chicken (<i>Gallus domesticus</i>)	6	U	FD	2	w	1	d	JV	B	GRO	BDWT	WO		0.429	76	
82	Berg and Lawrence, 1971	9290	Chicken (<i>Gallus domesticus</i>)	3	U	FD	2	w	NR	NR	JV	M	GRO	BDWT	WO		0.859	76	
83	Berg and Lawrence, 1971	9290	Chicken (<i>Gallus domesticus</i>)	3	U	FD	2	w	NR	NR	JV	M	GRO	BDWT	WO		0.859	76	
84	Berg and Lawrence, 1971	9290	Chicken (<i>Gallus domesticus</i>)	3	U	FD	2	w	NR	NR	JV	M	GRO	BDWT	WO		0.859	76	
85	Blalock and Hill, 1987	5927	Chicken (<i>Gallus domesticus</i>)	4	U	FD	3	w	1	d	JV	F	GRO	BDWT	WO		0.968	77	
86	Romoser, et al, 1961	3740	Chicken (<i>Gallus domesticus</i>)	4	U	FD	21	d	9	d	JV	M	GRO	BDWT	WO		1.32	76	
87	Toussant and Latshaw, 1994	5456	Chicken (<i>Gallus domesticus</i>)	2	M	FD	14	d	25	w	SM	F	GRO	BDWT	WO		1.33	82	
88	Hill, 1979	1370	Chicken (<i>Gallus domesticus</i>)	2	U	FD	2	w	1	d	JV	B	GRO	BDWT	WO		1.72	76	
89	Hill, 1990	5736	Chicken (<i>Gallus domesticus</i>)	2	U	FD	18	d	1	d	JV	F	GRO	BDWT	WO		1.77	77	
90	Hill, 1990	8125	Chicken (<i>Gallus domesticus</i>)	2	U	FD	19	d	1	d	JV	F	GRO	BDWT	WO		1.78	76	
91	Cupo and Donaldson, 1987	5971	Chicken (<i>Gallus domesticus</i>)	2	U	FD	21	d	1	d	JV	M	GRO	BDWT	WO		2.00	77	
92	Romoser, et al, 1961	3740	Chicken (<i>Gallus domesticus</i>)	7	U	FD	21	d	11	d	JV	M	GRO	BDWT	WO		2.12	76	
93	Hill, 1990	5736	Chicken (<i>Gallus domesticus</i>)	2	U	FD	18	d	1	d	JV	F	GRO	BDWT	WO		2.13	76	
94	Hill, 1979	1370	Chicken (<i>Gallus domesticus</i>)	2	U	FD	2	w	1	d	JV	B	GRO	BDWT	WO		2.15	76	
95	Hathcock et al., 1964	14512	Chicken (<i>Gallus domesticus</i>)	2	U	FD	14	d	1	d	JV	NR	GRO	BDWT	WO		2.15	76	
96	Hill, 1980	395	Chicken (<i>Gallus domesticus</i>)	2	U	FD	1	w	1	d	JV	F	GRO	BDWT	WO		2.15	76	
97	Hill, 1974	92	Chicken (<i>Gallus domesticus</i>)	3	U	FD	2	w	1	d	JV	F	GRO	BDWT	WO		2.15	76	
98	Ousterhout and Berg, 1981	6508	Chicken (<i>Gallus domesticus</i>)	2	U	FD	7	w	40-60	w	SM	F	GRO	BDWT	WO		2.75	77	
99	Hill, 1990	5734	Chicken (<i>Gallus domesticus</i>)	2	U	FD	19	d	1	d	JV	F	GRO	BDWT	WO		2.84	76	
100	Hafez and Kratzer 1976	8663	Chicken (<i>Gallus domesticus</i>)	4	U	FD	4	w	1	d	JV	M	GRO	BDWT	WO		2.87	76	
101	Hafez and Kratzer 1976	8663	Chicken (<i>Gallus domesticus</i>)	3	U	FD	4	w	1	d	JV	M	GRO	BDWT	WO		2.87	76	
102	Hill, 1994	5453	Chicken (<i>Gallus domesticus</i>)	2	U	FD	21	d	1	d	JV	M	GRO	BDWT	WO		3.55	76	
103	Hill, 1992	8028	Chicken (<i>Gallus domesticus</i>)	2	U	FD	19	d	1	d	JV	NR	GRO	BDWT	WO		3.55	76	
104	Hathcock et al., 1964	14512	Chicken (<i>Gallus domesticus</i>)	2	U	FD	14	d	1	d	JV	NR	GRO	BDWT	WO		4.29	76	
105	Burt et al, 1991	5295	Chicken (<i>Gallus domesticus</i>)	2	U	FD	14	d	1	d	JV	NR	GRO	BDWT	WO		4.29	76	
106	Kubena et al, 1985	6192	Chicken (<i>Gallus domesticus</i>)	2	U	FD	14	d	1	d	JV	M	GRO	BDWT	WO		4.76	77	
107	Hafez and Kratzer 1976	8663	Chicken (<i>Gallus domesticus</i>)	3	U	FD	4	w	1	d	JV	M	GRO	BDWT	WO		5.74	76	
108	Hafez and Kratzer 1976	6876	Chicken (<i>Gallus domesticus</i>)	2	U	FD	8	w	1	d	JV	M	GRO	BDWT	WO		8.36	77	
Survival (MOR)																			
109	Hathcock et al., 1964	14512	Chicken (<i>Gallus domesticus</i>)	3	U	FD	14	d	1	d	JV	NR	MOR	MORT	WO	0.859	2.15	83	
110	Blalock and Hill, 1987	5927	Chicken (<i>Gallus domesticus</i>)	4	U	FD	3	w	1	d	JV	F	MOR	MORT	WO	0.962	1.92	84	
111	Hill, 1979	1370	Chicken (<i>Gallus domesticus</i>)	2	U	FD	2	w	1	d	JV	B	MOR	MORT	WO	1.72		68	
112	Hill, 1974	92	Chicken (<i>Gallus domesticus</i>)	3	U	FD	5	w	1	d	JV	B	MOR	MORT	WO	2.15	4.294	83	
113	Hill, 1979	1370	Chicken (<i>Gallus domesticus</i>)	2	U	FD	2	w	1	d	JV	B	MOR	MORT	WO	2.15		68	

**Table 5.1 Avian Toxicity Data Extracted for Wildlife Toxicity Reference Value (TRV)
Vanadium
Page 3 of 3**

Result #	Reference	Ref No.	Test Organism	# of Conc/ Doses	Method of Analyses	Route of Exposure	Exposure Duration	Duration Units	Age	Age Units	Lifestage	Sex	Effect Type	Effect Measure	Response Site	NOAEL Dose (mg/kg bw/day)	LOAEL Dose (mg/kg bw/day)	Data Evaluation Score
114	Hill, 1974	92	Chicken (<i>Gallus domesticus</i>)	6	U	FD	5	w	1	d	JV	F	MOR	MORT	WO	2.15		77
115	Kubena et al, 1986	6041	Chicken (<i>Gallus domesticus</i>)	3	U	FD	28	d	1	d	JV	M	MOR	MORT	WO	2.36		78
116	Kubena and Phillips 1982	6388	Chicken (<i>Gallus domesticus</i>)	5	UX	FD	84	d	29	w	SM	F	MOR	MORT	WO	2.50	4.99	89
117	Hafez and Kratzer 1976	8663	Chicken (<i>Gallus domesticus</i>)	3	U	FD	4	w	1	d	JV	M	MOR	MORT	WO	2.87	5.74	83
118	Hafez and Kratzer 1976	8663	Chicken (<i>Gallus domesticus</i>)	4	U	FD	4	w	1	d	JV	M	MOR	MORT	WO	2.87	5.74	83
119	Hill, 1994	5453	Chicken (<i>Gallus domesticus</i>)	2	U	FD	21	d	1	d	JV	M	MOR	MORT	WO	3.55		70
120	Kubena et al, 1985	6192	Chicken (<i>Gallus domesticus</i>)	2	U	FD	28	d	1	d	JV	M	MOR	MORT	WO	4.76		78
121	Hafez and Kratzer 1976	8663	Chicken (<i>Gallus domesticus</i>)	4	U	FD	4	w	1	d	JV	M	MOR	MORT	WO	5.74	11.5	83
122	Romoser, et al, 1961	3740	Chicken (<i>Gallus domesticus</i>)	7	U	FD	21	d	11	d	JV	M	MOR	MORT	WO	6.37	10.6	83
123	Qureshi et al, 1999	5079	Chicken (<i>Gallus domesticus</i>)	4	U	FD	14	d	1	d	JV	B	MOR	MORT	WO	7.15		78
124	White and Dieter, 1978	6727	Duck (<i>Anas platyrhynchos</i>)	4	M	FD	12	w	1	yr	AD	B	MOR	MORT	WO	12.0		80
125	Van Vleet et al, 1981	80	Duck (<i>Anas sp.</i>)	2	U	FD	15	d	1	d	JV	M	MOR	MORT	WO	13.4		68
126	Hafez and Kratzer 1976	6848	Chicken (<i>Gallus domesticus</i>)	3	U	FD	1	mo	28	w	JV	F	MOR	MORT	WO	14.8		77
127	Hafez and Kratzer 1976	6848	Japanese Quail (<i>Coturnix japonica</i>)	5	U	FD	4	w	1	d	JV	M	MOR	MORT	WO	98.7		77
128	Berg and Lawrence, 1971	9290	Chicken (<i>Gallus domesticus</i>)	2	U	FD	2	w	NR	NR	JV	M	MOR	MORT	WO		1.72	77
129	Hathcock et al., 1964	14512	Chicken (<i>Gallus domesticus</i>)	2	U	FD	14	d	1	d	JV	NR	MOR	MORT	WO		2.15	77
130	Hathcock et al., 1964	14512	Chicken (<i>Gallus domesticus</i>)	2	U	FD	14	d	1	d	JV	NR	MOR	MORT	WO		4.29	77
131	Hafez and Kratzer 1976	8663	Chicken (<i>Gallus domesticus</i>)	3	U	FD	4	w	1	d	JV	M	MOR	MORT	WO		5.74	77

ACHE = acetylcholinesterase; ACTV = general activity levels; AD = adult; ALWT = albumin weight; B = both; BDWT = body weight changes; BEH = behavior; BL = blood; BR = brain; CALC = calcium; CHOL = cholesterol; CHLR = ; d = days; EG = egg; EQUA = egg quality; EGWT = egg weight; ENZ = enzyme changes; ESQU = eggshell quality; EX = excrement; F = female; FCNS = food consumption; FD = food; FDB = feeding behavior; FDCV = food conversion efficiency; FDNG = ; FP = ; GBCM = general biochemical; GGRO = general growth changes; GHIS = general histology; GPHY = general physiology; GRO = growth; GLPX = glutathione peroxidase; GLTH = glutathione; HE = heart; HMCT = hematocrit; HMGL = hemoglobin; JV = juvenile; KI = kidney; LB = laying bird; LI = liver; LIPD = lipid; LOAEL = lowest observed adverse effect level; M = male; M = measured; MOR = mortality; MORT = mortality; NACO = ; NKAT = ; NOAEL = no observed adverse effect level; NR = Not reported; ORW = organ weight changes; ORWT = organ weight; PCON = phosphate concentration; PL = plasma; PROG = progeny counts; REP = reproduction; SM = sexually mature; SMIX = relative to body weight; SR = serum; SURV = survival; TPRD = total production; U = unmeasured; UX = measured but results not reported; w = weeks; WO = whole organism; yr = years

Figure 5.1 Avian TRV Derivation for Vanadium



Wildlife TRV Derivation Process

- 1) There are at least three results available for two test species within the growth, reproduction, and mortality effect groups. There are enough data to derive a TRV.
- 2) There are three NOAEL results available within the growth and reproduction effect groups for calculation of a geometric mean.
- 3) The geometric mean is equal to 1.19 mg vanadium /kg bw/d but is higher than the lowest bounded LOAEL for results within the reproduction, growth, and survival effect groups.
- 4) The avian wildlife TRV for vanadium is equal to 0.344 mg vanadium/kg bw/day which is the highest bounded LOAEL lower than the lowest bounded LOAEL for results within reproduction, growth and survival effect groups.

Table 5.2 Calculation of the Avian Eco-SSLs for Vanadium						
Surrogate Receptor Group	TRV for Vanadium (mg dw/kg bw/d) ¹	Food Ingestion Rate (FIR) ² (kg dw/kg bw/d)	Soil Ingestion as Proportion of Diet (P _s) ²	Concentration of Vanadium in Biota Type (i) ^{2,3} (B _i) (mg/kg dw)	Vanadium in Diet of Prey ⁴ (C _{diet})	Eco-SSL (mg/kg dw) ⁵
Avian herbivore (dove)	0.344	0.190	0.139	B _i = 0.00485 * Soil _j where i = plants	NA	13
Avian ground insectivore (woodcock)	0.344	0.214	0.164	B _i = 0.042 * Soil _j where i = earthworms	NA	7.8
Avian carnivore (hawk)	0.344	0.035	0.057	B _i = C _{diet} * 0.0123 where i = mammals	C _{diet} = 0.042 * Soil _j	140

¹ The process for derivation of wildlife TRVs is described in Attachment 4-5 of U.S. EPA (2003).
² Parameters (FIR, P_s, B_i values, regressions) are provided in U.S. EPA (2003) Attachment 4-1 (revised February 2005).
³ B_i = Concentration in biota type (i) which represents 100% of the diet for the respective receptor.
⁴ C_{diet} = Concentration in the diet of small mammals consumed by predatory species (hawk).
⁵ HQ = FIR * (Soil_j * P_s + B_i) / TRV solved for HQ=1 where Soil_j = Eco-SSL (Equation 4-2; U.S. EPA, 2003).
 NA = Not Applicable

6.0 ECO-SSL FOR MAMMALIAN WILDLIFE

The derivation of the Eco-SSL for mammalian wildlife was completed in two steps. First the TRV was derived according to the Eco-SSL guidance (U.S. EPA, 2003; Attachment 4-5). Second, the Eco-SSL (soil concentration) was back-calculated for each of three mammalian surrogate species based on the wildlife exposure model and the TRV (U.S. EPA, 2003).

6.1 Mammalian TRV

The literature search was completed according to the Eco-SSL guidance (U.S. EPA, 2003; Attachment 4-2) and identified 916 papers with possible toxicity data for vanadium for either avian or mammalian test species. Of these studies, 834 were rejected for use as described in Section 7.5. Of the remaining papers, 48 contained data for mammalian test species. These papers were reviewed and the data were extracted and scored according to the Eco-SSL guidance (U.S. EPA, 2003; Attachment 4-3 and 4-4). The results of the data extraction and review are summarized in Table 6.1. The complete results are provided in Appendix 6-1.

Within the 48 papers, there were 101 results for biochemical (BIO), behavioral (BEH), physiology (PHY), pathology (PTH), reproduction (REP), growth (GRO), and survival (MOR) endpoints that had a total Data Evaluation Score >65 (sufficient to derive the TRV) (U.S. EPA 2003; Attachment 4-3). These data are plotted in Figure 6.1 and correspond directly with the data presented in Table 6.1. The NOAEL values for growth and reproduction are used to calculate a geometric mean NOAEL. This result is examined in relationship to the lowest bounded LOAEL for reproduction, growth and survival to derive the TRV according to procedures in the Eco-SSL guidance (U.S. EPA, 2003; Attachment 4-4).

Table 6.1 Mammalian Toxicity Data Extracted for Wildlife Toxicity Reference Value (TRV)

Vanadium
Page 1 of 2

Result #	Reference	Ref No.	Test Organism	# of Conc/ Doses	Method of Analyses	Route of Exposure	Exposure Duration	Duration Units	Age	Age Units	Lifestage	Sex	Effect Type	Effect Measure	Response Site	NOAEL Dose (mg/kg bw/day)	LOAEL Dose (mg/kg bw/day)	Total
Biochemical (BIO)																		
1	Mravcova et al, 1989	17942	Rat (<i>Rattus norvegicus</i>)	3	U	DR	3	mo	21	d	JV	M	CHM	HMGL	BL	0.0220	11.0	67
2	Jadhav and Jandhyala, 1983	17758	Rat (<i>Rattus norvegicus</i>)	3	U	DR	6	w	NR	NR	JV	M	ENZ	NKAT	KI	0.978	11.4	71
3	Domingo et al, 1985	17806	Rat (<i>Rattus norvegicus</i>)	4	U	DR	3	mo	NR	NR	JV	M	CHM	PRTL	PL	1.05	5.26	69
4	Zaporowska, 1994	17668	Rat (<i>Rattus norvegicus</i>)	5	U	DR	4	w	2	mo	JV	M	CHM	ASCA	KI	1.18	4.93	73
5	Bogden et al, 1982	17431	Rat (<i>Rattus norvegicus</i>)	3	U	FD	2	w	NR	NR	JV	F	ENZ	NKAT	BR	2.23		68
6	MacDonald et al, 1988	17908	Guinea Pig (<i>Cavia porcellus</i>)	2	U	DR	20	d	NR	NR	JV	M	CHM	NACO	BL	2.55		66
7	Hansard, et al, 1978	14511	Sheep (<i>Ovis aries</i>)	4	UX	FD	84	d	NR	NR	JV	M	CHM	HMGL	WO	5.69		69
8	Van Vleet et al, 1981	149	Pig (<i>Sus scrofa</i>)	2	U	FD	10	w	NR	NR	JV	M	ENZ	GLPX	BL	8.33		70
9	Susic and Kentera, 1986	17849	Rat (<i>Rattus norvegicus</i>)	2	U	FD	2	mo	NR	NR	JV	M	CHM	HMCT	BL	10.8		70
10	Susic and Kentera, 1987	17911	Rat (<i>Rattus norvegicus</i>)	3	U	FD	24	w	3-3.5	mo	JV	M	CHM	HMCT	BL	14.0	131	74
11	Zaporowska et al, 1993	17421	Rat (<i>Rattus norvegicus</i>)	3	U	DR	4	w	2	mo	JV	M	CHM	RBCE	BL		1.18	69
12	Sharma et al, 1986	17331	Mouse (<i>Mus musculus</i>)	4	U	DR	30	d	NR	NR	JV	M	HRM	NORE	HY		1.88	74
13	Schroeder, 1968	15506	Rat (<i>Rattus norvegicus</i>)	2	U	DR	738	d	21-23	d	JV	B	CHM	CHOL	SR		5.44	69
14	Meryevitch et al. 1987	17283	Rat (<i>Rattus norvegicus</i>)	2	U	DR	3	w	NR	NR	JV	M	CHM	GCHM	LI		24	69
15	Mountain et al, 1953	14517	Rat (<i>Rattus norvegicus</i>)	3	U	FD	76	d	NR	NR	JV	M	CHM	GBCM	HA		26.4	71
16	Zaporowska and Wasilewski, 1989	17933	Rat (<i>Rattus norvegicus</i>)	2	U	DR	4	w	2	mo	JV	M	CHM	RBCE	BL		29.0	69
17	Higashino et al, 1983	17448	Rat (<i>Rattus norvegicus</i>)	3	M	FD	2	w	NR	NR	JV	F	CHM	NACO	PL		4612	76
Behavior (BEH)																		
18	Zaporowska et al, 1993	17421	Rat (<i>Rattus norvegicus</i>)	3	U	DR	4	w	2	mo	JV	M	FDB	WCN	WO	1.18	4.93	76
19	Sanchez et al, 1991	17465	Mouse (<i>Mus musculus</i>)	5	U	GV	9	d	NR	NR	GE	F	FDB	FCNS	WO	2.08	4.16	86
20	Hansard, et al, 1978	14511	Sheep (<i>Ovis aries</i>)	4	UX	FD	2	w	NR	NR	JV	M	FDB	FCNS	WO	4.00	8.00	91
21	Zaporowska, 1994	17668	Rat (<i>Rattus norvegicus</i>)	5	U	DR	4	w	2	mo	JV	M	FDB	FCNS	WO	4.93	13.0	78
22	Hansard et al, 1982	17677	Sheep (<i>Ovis aries</i>)	3	U	FD	90	d	NR	NR	JV	M	FDB	FCNS	WO	5.46		67
23	Parker and Sharma, 1978	17515	Rat (<i>Rattus norvegicus</i>)	3	U	DR	3	mo	1	mo	JV	NR	FDB	FCNS	WO	8.54		67
24	Paternain et al, 1990	17487	Mouse (<i>Mus musculus</i>)	4	U	GV	9	d	NR	NR	GE	F	FDB	FCNS	WO	30.2		78
25	Franke and Moxon 1937	14508	Rat (<i>Rattus norvegicus</i>)	2	U	FD	100	d	28	d	JV	M	FDB	FCNS	WO		1.88	77
26	Franke and Moxon 1937	14508	Rat (<i>Rattus norvegicus</i>)	2	U	FD	100	d	28	d	JV	M	FDB	FCNS	WO		3.58	77
27	Adachi et al, 2000	17205	Rat (<i>Rattus norvegicus</i>)	2	U	FD	5	d	6	w	JV	F	FDB	FCNS	WO		7.06	77
28	Dai et al, 1995	17357	Rat (<i>Rattus norvegicus</i>)	2	U	DR	1	w	NR	NR	JV	M	FDB	FCNS	WO		7.64	72
29	Dai et al, 1995	17357	Rat (<i>Rattus norvegicus</i>)	2	U	DR	8	w	NR	NR	JV	M	FDB	WCN	WO		9.68	72
30	Cadene et al, 1996	17292	Rat (<i>Rattus norvegicus</i>)	2	U	DR	6	mo	NR	NR	JV	M	FDB	WCN	WO		11.6	69
31	Zaporowska and Scibior, 1999	17224	Rat (<i>Rattus norvegicus</i>)	2	U	DR	4	w	2	mo	JV	M	FDB	FCNS	WO		11.6	69
32	Meryevitch et al. 1987	17283	Rat (<i>Rattus norvegicus</i>)	2	U	DR	3	w	NR	NR	JV	M	FDB	WCN	WO		24	72
33	Ganguli et al, 1994	17379	Rat (<i>Rattus norvegicus</i>)	2	U	DR	10	d	NR	NR	GE	F	FDB	WCN	WO		28.7	68
34	Zaporowska and Wasilewski, 1989	17933	Rat (<i>Rattus norvegicus</i>)	2	U	DR	2	w	2	mo	JV	M	FDB	WCN	WO		29.0	72
Physiology (PHY)																		
35	Domingo et al, 1985	17806	Rat (<i>Rattus norvegicus</i>)	4	U	DR	2	w	NR	NR	JV	M	PHY	EXCR	KI	2.23	11.1	73
36	Hansard, et al, 1978	14511	Sheep (<i>Ovis aries</i>)	4	UX	FD	84	d	NR	NR	JV	M	PHY	FDCV	WO	5.69		81
37	Jadhav and Jandhyala, 1983	17758	Rat (<i>Rattus norvegicus</i>)	3	U	DR	6	w	NR	NR	JV	M	PHY	BLPR	WO	11.4		68
38	Cadene et al, 1996	17292	Rat (<i>Rattus norvegicus</i>)	2	U	DR	6	mo	NR	NR	JV	M	PHY	GPHY	HE	11.6		69
39	Hamel and Duckworth, 1995	17336	Rat (<i>Rattus norvegicus</i>)	2	U	FD	14	d	39-41	d	JV	M	PHY	GPHY	LI	81.5		68
40	Carmignani et al, 1996	17328	Rabbit (<i>Oryctolagus cuniculus</i>)	2	U	DR	12	mo	3	mo	JV	M	PHY	BDVL	WO		0.0867	67
41	Boscolo, et al, 1994	17375	Rat (<i>Rattus norvegicus</i>)	2	U	DR	180	d	NR	NR	JV	M	PHY	BLPR	WO		0.113	67
42	MacDonald et al, 1988	17908	Guinea Pig (<i>Cavia porcellus</i>)	2	U	DR	14	d	NR	NR	JV	M	PHY	EXCR	KI		2.58	68
43	Elfant and Keen, 1987	17263	Rat (<i>Rattus norvegicus</i>)	2	U	FD	3	w	NR	NR	GE	F	PHY	GPHY	LI		6.26	73
44	Susic and Kentera, 1986	17849	Rat (<i>Rattus norvegicus</i>)	2	U	FD	2	mo	NR	NR	JV	M	PHY	BLPR	WO		10.8	73
45	Zaporowska and Scibior, 1999	17224	Rat (<i>Rattus norvegicus</i>)	2	U	DR	4	w	2	mo	JV	M	PHY	FDCV	WO		11.6	69
46	Susic and Kentera, 1987	17911	Rat (<i>Rattus norvegicus</i>)	3	U	FD	24	w	3-3.5	mo	JV	M	PHY	GPHY	WO		14.0	73
Pathology (PTH)																		
47	Mravcova et al, 1989	17942	Rat (<i>Rattus norvegicus</i>)	3	U	DR	3	mo	21	d	JV	M	ORW	ORWT	SP	0.0220	11.0	70
48	Mravcova et al, 1993	17400	Rat (<i>Rattus norvegicus</i>)	3	U	DR	6	mo	NR	NR	NR	B	ORW	ORWT	SP	0.106	10.6	69
49	Sanchez et al, 1991	17465	Mouse (<i>Mus musculus</i>)	5	U	GV	12	d	NR	NR	GE	F	ORW	SMIX	KI	4.16	8.31	86
50	Paternain et al, 1990	17487	Mouse (<i>Mus musculus</i>)	4	U	GV	9	d	NR	NR	GE	F	ORW	ORWT	LI	7.55	15.1	86
51	Schroeder et al, 1970	252	Rat (<i>Rattus norvegicus</i>)	2	U	DR	1202	d	21	d	JV	M	ORW	ORWT	HE		0.534	68
52	Mravcova et al, 1993	17400	Mouse (<i>Mus musculus</i>)	2	U	GV	6	w	NR	NR	NR	B	ORW	ORWT	SP		4.29	68
53	Van Vleet et al, 1981	149	Pig (<i>Sus scrofa</i>)	2	U	FD	10	w	NR	NR	JV	M	HIS	GLSN	HE		8.33	73
54	Susic and Kentera, 1986	17849	Rat (<i>Rattus norvegicus</i>)	2	U	FD	2	mo	NR	NR	JV	M	ORW	SMIX	HE		10.8	73
Reproduction (REP)																		
55	Sanchez et al, 1991	17465	Mouse (<i>Mus musculus</i>)	5	U	GV	12	d	NR	NR	GE	F	REP	ODVP	WO	4.16	8.31	92
56	Domingo et al, 1986	17864	Rat (<i>Rattus norvegicus</i>)	4	U	OR	36	d	NR	NR	GE	F	REP	PRWT	WO		2.18	86
57	Elfant and Keen, 1987	17263	Rat (<i>Rattus norvegicus</i>)	2	U	FD	3	w	NR	NR	GE	F	REP	PROG	WO		6.26	79

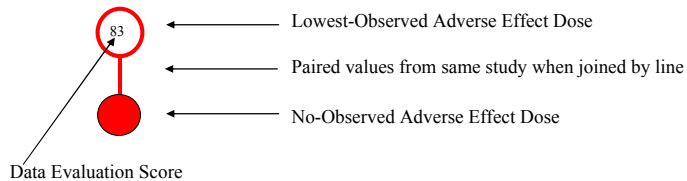
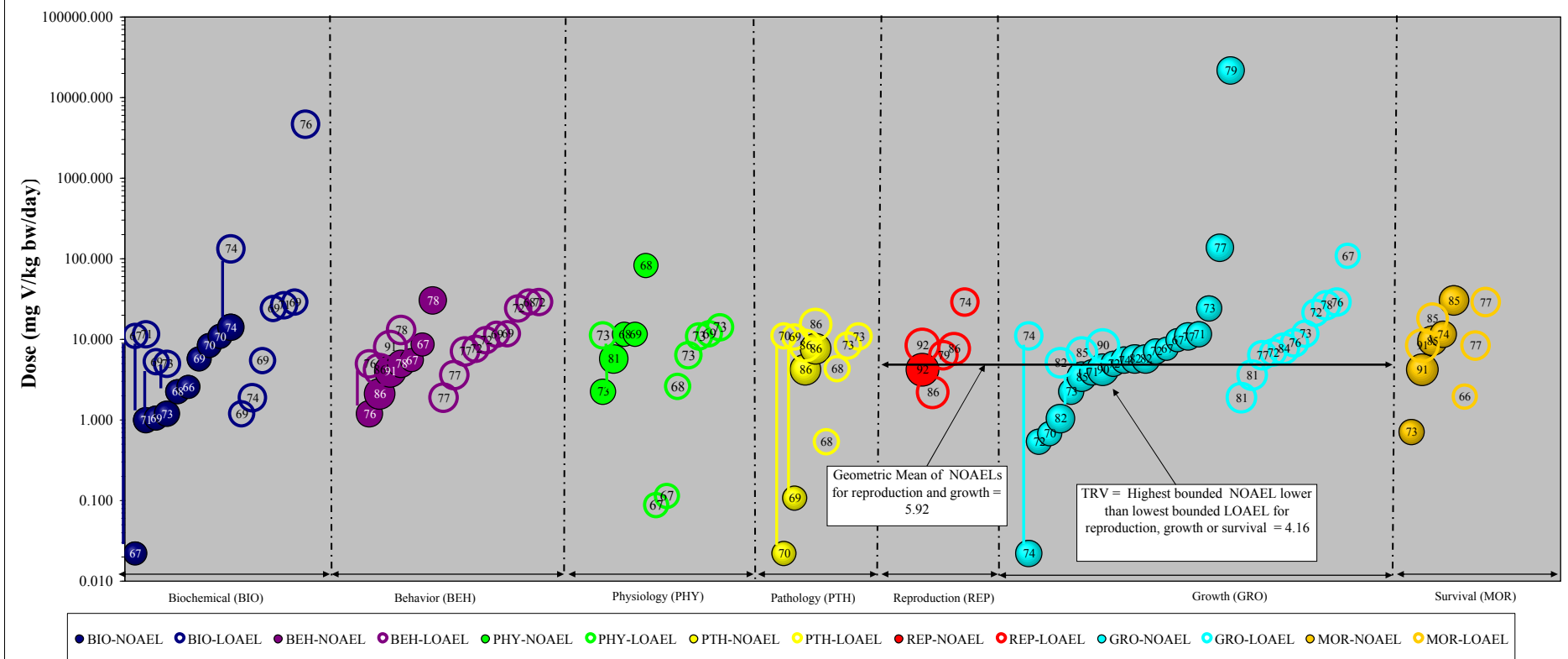
Table 6.1 Mammalian Toxicity Data Extracted for Wildlife Toxicity Reference Value (TRV)

Vanadium
Page 2 of 2

Result #	Reference	Ref No.	Test Organism	# of Conc/ Doses	Method of Analyses	Route of Exposure	Exposure Duration	Duration Units	Age	Age Units	Lifestage	Sex	Effect Type	Effect Measure	Response Site	NOAEL Dose (mg/kg bw/day)	LOAEL Dose (mg/kg bw/day)	Total
58	Paternain et al, 1990	17487	Mouse (<i>Mus musculus</i>)	4	U	GV	9	d	NR	NR	GE	F	REP	RSEM	WO		7.55	86
59	Ganguli et al, 1994	17379	Rat (<i>Rattus norvegicus</i>)	2	U	DR	10	d	NR	NR	GE	F	REP	PROG	WO		28.7	74
Growth (GRO)																		
60	Mravcova et al, 1989	17942	Rat (<i>Rattus norvegicus</i>)	3	U	DR	8	w	21	d	JV	M	GRO	BDWT	WO	0.0220	11.0	74
61	Schroeder et al, 1970	252	Rat (<i>Rattus norvegicus</i>)	2	U	DR	519	d	21	d	JV	B	GRO	BDWT	WO	0.534		72
62	Schroeder and Mitchener, 1975	1858	Mouse (<i>Mus musculus</i>)	2	U	DR	520	d	19-20	d	JV	M	GRO	BDWT	WO	0.674		70
63	Daniel and Lillie, 1938	14507	Rat (<i>Rattus norvegicus</i>)	6	U	FD	10	w	3-4	w	JV	B	GRO	BDWT	WO	1.03	5.11	82
64	Bogden et al, 1982	17431	Rat (<i>Rattus norvegicus</i>)	3	U	FD	2	w	NR	NR	JV	F	GRO	BDWT	WO	2.23		73
65	Sanchez et al, 1998	17276	Rat (<i>Rattus norvegicus</i>)	4	U	GV	3	w	NR	NR	JV	M	GRO	BDWT	WO	3.43	6.85	85
66	Domingo et al, 1985	17806	Rat (<i>Rattus norvegicus</i>)	4	U	DR	3	mo	NR	NR	JV	M	GRO	BDWT	WO	3.84		71
67	Sanchez et al, 1991	17465	Mouse (<i>Mus musculus</i>)	5	U	GV	9	d	NR	NR	GE	F	GRO	BDWT	WO	4.16	8.31	90
68	Zaporowska et al, 1993	17421	Rat (<i>Rattus norvegicus</i>)	3	U	DR	4	w	2	mo	JV	M	GRO	BDWT	WO	4.93		72
69	Hansard et al, 1982	17677	Sheep (<i>Ovis aries</i>)	3	U	FD	90	d	NR	NR	JV	M	GRO	BDWT	WO	5.46		74
70	Hansard, et al, 1978	14511	Sheep (<i>Ovis aries</i>)	4	UX	FD	84	d	NR	NR	JV	M	GRO	BDWT	WO	5.69		82
71	Hansard, et al, 1978	14511	Sheep (<i>Ovis aries</i>)	4	UX	FD	84	d	NR	NR	JV	M	GRO	BDWT	WO	5.69		82
72	Adachi et al, 2000	17205	Rat (<i>Rattus norvegicus</i>)	2	U	FD	1	w	6	w	JV	F	GRO	BDWT	WO	7.06		72
73	Dai et al, 1995	17357	Rat (<i>Rattus norvegicus</i>)	2	U	DR	12	w	NR	NR	JV	F	GRO	BDWT	WO	7.64		67
74	Dai et al, 1995	17357	Rat (<i>Rattus norvegicus</i>)	2	U	DR	12	w	NR	NR	JV	M	GRO	BDWT	WO	9.68		67
75	Susic and Kentera, 1986	17849	Rat (<i>Rattus norvegicus</i>)	2	U	FD	2	mo	NR	NR	JV	M	GRO	BDWT	WO	10.8		77
76	Cadene et al, 1996	17292	Rat (<i>Rattus norvegicus</i>)	2	U	DR	6	mo	NR	NR	JV	M	GRO	BDWT	WO	11.6		71
77	Meryevitch et al, 1987	17283	Rat (<i>Rattus norvegicus</i>)	2	U	DR	3	w	NR	NR	JV	M	GRO	BDWT	WO	24		73
78	Susic and Kentera, 1987	17911	Rat (<i>Rattus norvegicus</i>)	3	U	FD	24	w	3-3.5	mo	JV	M	GRO	BDWT	WO	136		77
79	Higashino et al, 1983	17448	Rat (<i>Rattus norvegicus</i>)	3	M	FD	2	w	NR	NR	JV	F	GRO	BDWT	WO	21695		79
80	Franke and Moxon 1937	14508	Rat (<i>Rattus norvegicus</i>)	2	U	FD	100	d	28	d	JV	B	GRO	BDWT	WO		1.88	81
81	Franke and Moxon 1937	14508	Rat (<i>Rattus norvegicus</i>)	2	U	FD	100	d	28	d	JV	B	GRO	BDWT	WO		3.58	81
82	Elfant and Keen, 1987	17263	Rat (<i>Rattus norvegicus</i>)	2	U	FD	3	w	NR	NR	GE	F	GRO	BDWT	WO		6.26	77
83	Challiss et al, 1987	17284	Rat (<i>Rattus norvegicus</i>)	2	U	DR	14	d	NR	NR	JV	M	GRO	BDWT	WO		6.82	72
84	Paternain et al, 1990	17487	Mouse (<i>Mus musculus</i>)	4	U	GV	9	d	NR	NR	GE	F	GRO	BDWT	WO		7.55	84
85	Van Vleet et al, 1981	149	Pig (<i>Sus scrofa</i>)	2	U	FD	3	w	NR	NR	JV	M	GRO	BDWT	WO		9.03	76
86	Zaporowska and Scbior, 1999	17224	Rat (<i>Rattus norvegicus</i>)	2	U	DR	4	w	2	mo	JV	M	GRO	BDWT	WO		11.6	73
87	Bhanot et al, 1994	17688	Rat (<i>Rattus norvegicus</i>)	2	U	DR	6	w	3	w	JV	M	GRO	BDWT	WO		21.2	72
88	Mountain et al, 1953	14517	Rat (<i>Rattus norvegicus</i>)	3	U	FD	76	d	NR	NR	JV	M	GRO	BDWT	WO		26.4	78
89	Zaporowska and Wasilewski, 1989	17933	Rat (<i>Rattus norvegicus</i>)	2	U	DR	8	w	2	mo	JV	M	GRO	BDWT	WO		29.0	76
90	Ramanadham et al, 1989	17927	Rat (<i>Rattus norvegicus</i>)	2	U	DR	10	w	NR	NR	JV	M	GRO	BDWT	WO		108	67
Survival (MOR)																		
91	Schroeder and Mitchener, 1975	1858	Mouse (<i>Mus musculus</i>)	2	U	DR	520	d	19-20	d	JV	M	MOR	LFSP	WO	0.701		73
92	Sanchez et al, 1991	17465	Mouse (<i>Mus musculus</i>)	5	U	GV	12	d	NR	NR	GE	F	MOR	GMOR	WO	4.16	8.31	91
93	Daniel and Lillie, 1938	14507	Rat (<i>Rattus norvegicus</i>)	6	U	FD	10	w	3-4	w	JV	B	MOR	MORT	WO	9.6	17.9	85
94	Cadene et al, 1996	17292	Rat (<i>Rattus norvegicus</i>)	2	U	DR	6	mo	NR	NR	JV	M	MOR	MORT	WO	11.6		74
95	Paternain et al, 1990	17487	Mouse (<i>Mus musculus</i>)	4	U	GV	9	d	NR	NR	GE	F	MOR	MORT	WO	30.2		85
96	Kasibhatla and Rai, 1993	17381	Rabbit (<i>Oryctolagus cuniculus</i>)	4	U	DR	171	d	NR	NR	AD	NR	MOR	SURV	WO		1.93	66
97	Van Vleet et al, 1981	149	Pig (<i>Sus scrofa</i>)	2	U	FD	10	w	NR	NR	JV	M	MOR	MORT	WO		8.33	77
98	Zaporowska and Wasilewski, 1989	17933	Rat (<i>Rattus norvegicus</i>)	2	U	DR	4	w	2	mo	JV	M	MOR	MORT	WO		29.0	77

ACHE = acetylcholinesterase; ACTP = accuracy of learned behavior; ACTV = activity, general; AD = adult; AR = adrenal; ASAT = aspartate aminotransferase; ASCA = ; B = both; BDVL = blood volume; BDWT = body weight changes; BEH = behavior; BL = blood; BLPR = blood pressure; BR = brain; bw = body weight; CHM = chemical changes; CHOL = cholesterol; d - day; DOPA = dopamine; DR = Drinking water; ENZ = enzyme level changes; EXCR = excretion; F = female; FCNS = food consumption; FD = food; FDB = feeding behavior; FDCV = food conversion efficiency; GBCM = general biochemical changes; GE = gestation; GENZ = general enzyme changes; GHIS = general histology; GLPX = glutathione peroxidase; GLSN = gross lesions; GMOR = general mortality; GPHY = general physiology changes; GRO = growth; GRS = gross body weight changes; GV = gavage; HA = hair; HE = heart; HIS = histological changes; HMCT = hematocrit; HMGL = hemoglobin; HRM = hormone changes; JV = juvenile; kg = kilograms; KI = kidney; L = liter; LI = liver; LOAEL = lowest observed adverse effect level; mo = months; M = male; M = measured; MOR = effects on mortality and survival; MORT = mortality; NOAEL = No Observed Adverse Effect Level; NR = Not reported; OR = other oral; ORW = organ weight changes; ORWT = organ weight changes; PHY = physiology; PORP = porphyrin; PROG = progeny numbers/counts; PRWT = progeny weight; PTH = pathology; PY = progeny; RBCE = red blood cell count; REP = reproduction; RPRT = respiratory rate; RSEM = resorbed embryo; SM = sexually mature; SMIX = weight relative to body weight; SP = spleen; SR = serum; SURV = survival; TE = testes; TEWT = testes weight; TRII = triiodothyronine; TRYP = tryptophan; U = unmeasured; UR = urine; USTR = ultrastructural changes; UX = measured but values not reported; w = weeks; WCON = water consumption; WO = whole organism; yr = year.

Figure 6.1 Mammalian TRV Derivation for Vanadium



Wildlife TRV Derivation Process

- 1) There are at least three results available for two test species within the growth, reproduction, and mortality effect groups. There are enough data to derive a TRV.
- 2) There are three NOAEL results available within the growth and reproduction effect groups for calculation of a geometric mean.
- 3) The geometric mean is equal to 5.92 mg vanadium/kg bw/d but is higher than the lowest bounded LOAEL for results within the reproduction, growth, and survival effect groups.
- 4) The mammalian wildlife TRV is equal to 4.16 mg vanadium/kg bw/day which is the highest bounded NOAEL lower than the lowest bounded LOAEL for reproduction, growth or survival.

A geometric mean of the NOAEL values for growth and reproduction was calculated at 5.92 mg vanadium/kg bw/day. However, this geometric mean NOAEL is higher than the lowest bounded LOAEL for growth, reproduction or survival. The TRV is equal to 4.16 mg vanadium/kg bw/day which is the highest bounded NOAEL lower than the lowest bounded LOAEL for reproduction, growth or survival.

6.2 Estimation of Dose and Calculation of the Mammalian Eco-SSL

Three separate Eco-SSL values were calculated for mammalian wildlife, one each for three surrogate species representing different trophic groups. The mammalian Eco-SSLs for vanadium are calculated according to the Eco-SSL guidance (U.S. EPA, 2003; Attachment 4-5) and are summarized in Table 6.2

Table 6.2 Calculation of the Mammalian Eco-SSLs for Vanadium						
Surrogate Receptor Group	TRV for Vanadium (mg dw/kg bw/d) ¹	Food Ingestion Rate (FIR) ² (kg dw/kg bw/d)	Soil Ingestion as Proportion of Diet (P _s) ²	Concentration of Vanadium in Biota Type (i) ^{2,3} (B _i) (mg/kg dw)	Vanadium in Diet of Prey ⁴ (C _{diet})	Eco-SSL (mg/kg dw) ⁵
Mammalian herbivore (vole)	4.16	0.0875	0.032	B _i = 0.00485 * Soil _j where i = plants	NA	1300
Mammalian ground insectivore (shrew)	4.16	0.209	0.030	B _i = 0.042 * Soil _j where i = earthworms	NA	280
Mammalian carnivore (weasel)	4.16	0.130	0.043	B _i = C _{diet} * 0.0123 where i = mammals	C _{diet} = 0.042 * Soil _j	580

¹ The process for derivation of wildlife TRVs is described in Attachment 4-5 of U.S. EPA (2003).
² Parameters (FIR, P_s, B_i values, regressions) are provided in U.S. EPA (2003) Attachment 4-1 (revised February 2005).
³ B_i = Concentration in biota type (i) which represents 100% of the diet for the respective receptor.
⁴ C_{diet} = Concentration in the diet of small mammals consumed by predatory species (weasel).
⁵ HQ = FIR * (Soil_j * P_s + B_i) / TRV solved for HQ=1 where Soil_j = Eco-SSL (Equation 4-2; U.S. EPA, 2003).
 NA = Not Applicable

7.0 REFERENCES

7.1 General Vanadium References

Alloway, B. J. (ed.). 1990. *Heavy Metals in Soils*. Blackie Academic & Professional, an imprint of Chapman & Hall, Wester Cleddens Road, Bishopbriggs, Glasgow G64 2NZ, UK.

American Petroleum Institute (API). 1985. *Vanadium: Environmental and Community Health Impact. United States of America*. Prepared by: EA Engineering, Science, and Technology Inc. Washington, D. C.

Canadian Council of Ministers of the Environment (CCME). 1996. Canadian Soil Quality Guidelines for Vanadium: Environmental, Supporting Document - Final Draft. December 1996.

CRC. 1994. *Handbook of Chemistry and Physics*. Ed. D. R. Lide. CRC Press Inc., Boca Raton.

Hopkins, L. L., Cannon, H. L., Musch, A. T., Welch, R. M., and Neilsen F. H. 1977. Vanadium. *Geochem. Environ.* 2: 93-107.

<http://toxnet.nlm.nih.gov>. National Library of Medicine. Hazardous Substances Database (HSDB).

Jacks, G. 1976. *Environmental Pollution*. 11: 289.

Lagerkvist, B., Nordberg, G. F., and Vouk, V. 1986. Vanadium. In: *Handbook on the Toxicology of Metals*, 2nd edition. ED.: L. Friberg, G.F. Nordberg, and V. Vouk. Elsevier Science Publishers, Amsterdam.

National Research Council of Canada (NRCC). 1980. *Effects of Vanadium in the Canadian Environment. Associate Committee on Scientific Criteria for Environmental Quality*. NRCC No. 18132.

United States Environmental Protection Agency (U.S. EPA). 2003. *Guidance for Developing Ecological Soil Screening Levels (Eco-SSLs)*. November. Office of Emergency and Remedial Response, Washington, DC. OSWER Directive 9285.7-55. Revised February 2005. <http://www.epa.gov/oswer/riskassessment/ecorisk/ecossl.htm>.

United States Environmental Protection Agency (U.S. EPA). 1999. *Ecological Risk Assessment and Risk Management Principles for Superfund Sites*. Office of Emergency and Remedial Response, Washington, DC. OSWER Directive 9285.7-28.P.

United States Environmental Protection Agency (U.S. EPA). 1998. *Guidelines for Ecological Risk Assessment*. Risk Assessment Forum. U.S. Environmental Protection Agency, Washington DC. EPA/630/R-95/002F. April. May 14, 1998 Federal Register 63(93): 26846-26924.

United States Environmental Protection Agency (U.S. EPA). 1997. *Ecological Risk Assessment Guidance for Superfund: Process for Designing and Conducting Ecological Risk Assessments*. Interim Final. U.S. Environmental Protection Agency, Environmental Response Team (Edison, NJ). June 5, 1997.

World Health Organization (WHO). 1988. Environmental Health Criteria 81: Vanadium. Geneva.

7.2 References Used for Derivation of Plant and Soil Invertebrate Eco-SSLs

Kaplan, D. I., Sajwan, K. S., Adriano, D. C., and Gettier, S. 1990. Phytoavailability and Toxicity of Beryllium and Vanadium. *Water Air Soil Pollut.* 53[3/4], 203-212

7.3 References Rejected for Use in Derivation of Plant and Soil Invertebrate Eco-SSLs

These references were reviewed and rejected for use in derivation of the Eco-SSL. The definition of the codes describing the basis for rejection is provided at the end of the reference sections.

- Media** Basiouny, Fouad M. 1984. Distribution of vanadium and its influence on chlorophyll formation and iron metabolism in tomato plants. *J. Plant Nutr.* 7(7): 1059-1073.
- Media** Berry, W. L. 1978. Comparative Toxicity of VO₃, CrO₂-4, Ni²⁺, Cu²⁺, Zn²⁺, and Cd²⁺ to Lettuce Seedlings. In: D.C.Adriano and I.L.Brisbin,Jr.(Eds.), Environmental Chemistry and Cycling Processes, Proc.Symp.Held at Augusta, Georgia, April 18-May 1, 1976, Tech.Info.Center, U.S.Dep of Energy (U.S.NTIS CONF-760429) : 582-589.
- Media** Buczek, J., Kowalinska, E., and Kuczera, K. 1980. Reduction of Nitrates in *Cucumis sativus L.* Seedlings I. Influence of Tungsten and Vanadium on Absorption and Reduction of Nitrates. *Acta Soc. Bot. Pol.* 49(3): 259-268.
- Media** Buczek, J. 1980. Reduction of Nitrates in *Cucumis sativus L.* Seedlings II. Influence of Tungsten and Vanadium on Nitrate Reductase and ATPase Activities. *Acta Soc. Bot. Pol.* 49(3): 269-280.
- Media** Cannon, H. L. 1963. The Biogeochemistry of Vanadium. *Soil Sci.* 96(3): 196-204.
- Media** Carlson, C. L., Adriano, D. C., Sajwan, K. S., Abels, S. L., and Thoma, D. P. - 1991. Effects of Selected Trace Metals on Germinating Seeds of Six Plant Species. *Water Air Soil Pollut.* 59(3/4): 231-240.
- Media** Fargasova, A. 1988. Root Growth Inhibition, Photosynthetic Pigments Production, and Metal Accumulation in *Sinapis alba* as the Parameters for Trace Metals Effect Determination. *Bull.Environ.Contam.Toxicol.* 61(6): 762-769.
- Media** Gil, J., Alvarez, C. E., Martinez, M. C., and Perez, N. 1995. Effect of Vanadium on Lettuce Growth, Cationic Nutrition, and Yield. *J. Environ. Sci.* 30A(1): 73-87.
- Media** Hara, T. and Sonoda, Y. 1979. Comparison of the Toxicity of Heavy Metals to Cabbage Growth. *Plant Soil.* 51: 127-13.
- Media** Herichova, A. 1985. Study of the Influence of Vanadium on Mitosis and Cytokinesis. *Physiol. Plant.* (21): 11-16.
- Media** Jasik, J. 1986. Influence of Vanadium on the Structure of Meristematic Cells in Root Tip of Bean (*Vicia faba L.*). *Biologia.* 41(1): 5-12.
- Media** Jaworska, M., Gorczyca, A., Sepiol, J., and Tomasik, P. 1997. Effect of Metal Ions on the Entomopathogenic Nematode *Heterorhabditis bacteriophora* Poinar (Nematode: Heterorhabditidae) Under Laboratory Conditions. *Water Air Soil Pollut.* 93: 157-166.

- Media** Kaplan, D. I., Adriano, D. C., Carlson, C. L., and Sajwan, K. S. 1990. Vanadium: Toxicity and Accumulation by Beans. *Water Air Soil Pollut.* 49(1/2): 81-91.
- Media** Kasai, M., Yamazaki, J., Kikuchi, M., Iwaya, M., and Sawada, S. 1999. Concentration of Vanadium in Soil Water and Its Effect on Growth and Metabolism of Rye and Wheat Plants. *Comm. Soil Sci. Plant Anal.* 30(7/8): 971-982.
- Media** Khan, A. A. and Malhotra, S. S. 1980. Stress Effects of Nickel and Vanadium Uptake on Enzymes of Jack Pine Seedlings. Annu.Meet.of the Am.Soc.of Plant Physiol.and the Phytochem.Soc.of North Am., Aug.3-7, 1980, Pullman, WA, *Plant Physiol.* 65(6 Suppl.): 84 (ABS).
- Media** Khan, A. A. and Malhotra, S. S. 1987. Effects of Vanadium, Nickel and Sulfur Dioxide on Polar Lipid Biosynthesis in Jack Pine. *Phytochemistry.* 26(6): 1627-1630.
- Media** Kohno, Y. 1986. Vanadium Induced Manganese Toxicity in Bush Bean Plants Grown in Solution Culture. *J. Plant Nutr.* 9(10): 1261-1272.
- Media** Lamersdorf, N. P., Godbold, D. L., and Knoche, D. 1991. Risk Assessment of Some Heavy Metals for the Growth of Norway Spruce. *Water Air Soil Pollut.* 57/58: 535-543.
- Lane, I. and Puckett, K. J. 1979. Responses of the Phosphatase Activity of the Lichen *Cladonia rangiferina* to Various Environmental Factors Including Metals. *Can. J. Bot.* 57: 1534-1540.
- Media** Le Sueur, P. and Puckett, K. J. 1980. Effect of Vanadium on the Phosphatase Activity of Lichens. *Can J Bot.* 58: 502-504.
- Media** Lepp, N. W. 1984. Some Effects of Vanadium on the Growth and Development of the Gemmalings of Two Species of Thallose Liverworts. *Bryologist.* 87(1): 37-41.
- CP** Livingston, S. D. 1992. Effects of Vanadium Applied to four Cotton Varieties at Three Locations in South Texas. *Proc. Beltwide Cotton Conf.* 3: 1128-1129.
- Media** Lux, A., Mikus, M., and Koval, S. 1986. Effect of Vanadium on Root Growth and Regeneration of the Root Cap in Maize (*Zea mays L.*). *Physiol. Plant.* 22: 29-34.
- Mix** Martin, H. W. and Kaplan, D. I. 1998. Temporal changes in cadmium, thallium, and vanadium mobility in soil and phytoavailability under field conditions. *Water Air Soil Pollut.* 101(1/4): 399-41.
- Media** Morrell, B. G., Lepp, N. W., Phipps, D. A., Hampson, C. A., and Lekkas, T. D. 1985. Reduction of Vanadium by Higher Plant Roots. *Heavy Met. Environ., Int.Conf., 5th, 2:* 277-279.
- Media** Nair, J. and Gupta, V. K. 1977. Toxicology of vanadium and its spectrophotometric determination in bio samples. *Indian J. Environ. Health.* 19(2): 116-119.
- Om** Nicholas, D. J. D. and Thomas, W. D. E. 1954. Some Effects of Heavy Metals on Plants Grown in Soil Culture. II. The Effect of Nickel on Fertilizer and Soil Phosphate. Uptakes and Iron and Nickel Status of Tomato. *Plant Soil.* 5(2): 182-193 .
- Media** Nikolov, B. A. 1972. Uptake of Nitrate Nitrogen and Phosphorus by Plants Under the Influence of Molybdenum and Vanadium. *Sov. Soil Sci. (Transl.from Agrokhimiya 11:109-113) :* 678-683.

- Media** Nikolov, B. A. and Popova, N. G. 1974.- Activity of Some Enzymes in Young Lentil Plants, Depending on the Molybdenum or Vanadium Content in the Nutritive Solution. *Dokl.Bolg.Akad.Nauk* 27(8): 1129-1131 (1974)
- Media** Nowakowski, W. 1992. Vanadium Bioaccumulation in *Pisum sativum* Seedlings. *Biol Plant.* 35(3): 461-465 (1992)
- Score** Ranjha, A. M., Baig, M. B., and Jabbar, A. 1986. Effect of Vanadium and Nitrogen on the Chemical Composition on Rice. *Pak. J. Sci. Ind. Res.* 29[3], 209-212
- Media** Saco, D., Alvarez, M., and Martin, S. 1992. Comparison of the effects of molybdenum and vanadium on *Phaseolus vulgaris*: growth, protein content and activities of nitrate reduction enzymes. *Suelo Planta.* 2(4): 723-734 (1992)
- In Vit** Siegel, S. M. 1977. The Cytotoxic Response of *Nicotiana* Protoplast to Metal Ions: A Survey of the Chemical Elements. *Water Air Soil Pollut.* 8(1-4): 293-304 (1977)
- Om, pH** Singh, B. and Wort, D. J. 1970. Effect of Vanadium on Sugar Beets. *Sugar J.* 19-24 (1970)
- Mix** Tolle, D. A., Arthur, M. F., Chesson, J., and Van Voris, P. 1985. Comparison of Pots Versus Microcosms for Predicting Agroecosystem Effects due to Waste. *Amendment. Environ.Toxicol.Chem.* 4(4): 501-509 (1985)
- Media** Tso, T. C., Sorokin, T. P., and Engelhaupt, M. E. 1973. Effects of Some Rare Elements on Nicotine Content of the Tobacco Plant. *Plant Physiol.* 51: 805-806 (1973)
- Media** Wallace, A., Alexander, G. V., and Chaudry, F. M. 1977. Phytotoxicity of Cobalt, Vanadium, Titanium, Silver, and Chromium. *Commun. Soil Sci. Plant Anal.* 8(9): 751-756 (1977)
- Media** Warington, K. 1956. Investigations Regarding the Nature of the Interaction Between Iron and Molybdenum or Vanadium in Nutrient Solutions with and without a Growing Plant. *Ann. Appl. Biol.* 44(4): 535-546 (1956)
- Media** Welch, R. M. and Huffman, D. 1973. Vanadium and Plant Nutrition. *Plant Physiol.* 52: 183-185 (1973)
- Media** Welch, R. M. 1973. Vanadium uptake by plants absorption kinetics and the effects of ph metabolic inhibitors and other anions and cations. *Plant Physiology* (Bethesda) 51(5): 828-832 (1973)
- Media** Welch, R. M. and Cary, E. E. 1975. Concentration of Chromium, Nickel, and Vanadium in Plant Materials. *J. Agric. Food Chem.* 23: 479 (1975)

7.4 References Used for Derivation of Wildlife TRVs

- Adachi, Atsuko, Ogawa, Kanako, Tsushi, Yukiko, Nagao, Naoko, and Okano, Toshio. 2000. balance, excretion and tissue distribution of vanadium in rats after short-term ingestion. *J. Health Sci.* 46(1): 59-62. Ref ID: 17205
- Benabdeljelil, K. and Jensen, L. S. 1990. effectiveness of ascorbic acid and chromium in counteracting the negative effects of dietary vanadium in interior egg quality. *Poult. Sci.* 69(5): 781-6. Ref ID: 5749
- Benabdeljelil, K. and Jensen, L. S. 1989. effects of distillers dried grains with solubles and dietary magnesium,

- vanadium and chromium on hen performance and egg quality. *Nutr. Rep. Int.* 39(3): 451-9 . Ref ID: 5843
- Berg, L. R. and Lawrence, W. W. 1971. cottonseed meal, dehydrated grass and ascorbic acid as dietary factors preventing toxicity of vanadium for the chick. *Poultry Science* 50(No.5): 1399-1404. Ref ID: 9290
- Bhanot Sanjay, McNeill John H(A), and Bryer-Ash Michael. 1994. vanadyl sulfate presents fructose-induced hyperinsulinemia and hypertension in rats. *Hypertension (Dallas)* 23(3): 308-312. Ref ID: 17688
- Blalock, T. L. and Hill, C. H. studies on the role of iron in the reversal of vanadium toxicity in chicks. *Biol. Trace Elem. Res. (1987)* 14(3): 225-35 . Ref ID: 5927
- Bogden, John D., Higashino, Hirohiko, Kemp, Francis W., Lavenhar, Marvin A., Bauman, John W. Jr., and Aviv, Abraham. 1982. balance and tissue distribution of vanadium and relationship to sodium-potassium adenosine triphosphatase activity. *Trace Subst. Environ. Health (1982)* : 16, 338-46. Ref ID: 17431
- Boscolo, Paolo, Carmignani, Marco, Volpe, Anna Rita, Felaco, Mario, Rosso, Goffredo Del, Porcelli, Giovanni, and Giuliano, Giovanni. 1994. renal toxicity and arterial hypertension in rats chronically exposed to vanadate. *Occup. Environ. Med. (1994)* 51(7): 500-3 . Ref ID: 17375
- Bressman, R. B. R. D. Miles C. W. Comer and H. R. Wilson. 2002. effect of dietary supplementation of vanadium in commercial egg type laying hens. *Journal of Applied Poultry Research.* 11: 46-53. Ref ID: 25961
- Burt, C. T., Chen, Benjamin, and Hill, C. H. 1991. super(31)p NMR investigation of vanadium-treated chick muscle. *Vol. 31, No. 2, Pp. 193-198 Biol. Trace Elem. Res.* Ref ID: 5295
- Cadene, A., Mongold, J. J., Soulie, M. L., Magous, R., Bali, J. P., Teissedre, P. L., Portet, K., Serrano, J. J., and Cros, G. 1996. effect of voso4 on smooth muscle contractility and tissue v levels after six-month treatment. *Met. Ions Biol. Med. Proc. Int. Symp., 4th (1996): 448-450.* Editor(s): Collery, Philippe. Publisher: Libbey Eurotext, Montrouge, Fr. Ref ID: 17292.
- Carmignani, M., Volpe, A. R., Porcelli, G., Boscolo, P., and Preziosi, P. 1992. chronic exposure to vanadate as factor of arterial hypertension in the rat : toxicodynamic mechanisms. *Arch. Toxicol. Suppl.* 15: (Med. Toxicol.), 117-20. Ref ID: 17455
- Carmignani, Marco, Volpe, Anna Rita, Masci, Oliviero, Boscolo, Paolo, Di Giacomo, Franco, Grilli, Alfredo, Del Rosso, Goffredo, and Felaco, Mario. 1996. vanadate as factor of cardiovascular regulation by interactions with the catecholamine and nitric oxide systems. *Biol. Trace Elem. Res. (1996)* 51(1): 1-12. Ref ID: 17328
- Cervantes, H. M. and Jensen, L. S. 1986. interaction of monensin with dietary vanadium, potassium, and protein, and its effect on hepatic rubidium and potassium in chicks. *Poult. Sci.* 65(8): 1591-7 . Ref ID: 6085
- Challiss, R. A. John, Leighton, Brendan, Lozeman, Fred J., Budohoski, Leszek, and Newsholme, Eric A. 1987. effects of chronic administration of vanadate to the rat on the sensitivity of glycolysis and glycogen synthesis in skeletal muscle to insulin. *Biochem. Pharmacol. (1987)* 36(3): 357-61 . Ref ID: 17284
- Cupo, Michael A. and Donaldson, W. E. 1987. chromium and vanadium effects on glucose metabolism and lipid synthesis in the chick . *Poult. Sci. (1987)* 66(1): 120-6. Ref ID: 5971
- Dai, S., Vera, E., and McNeill, J. H. 1995. lack of hematological effect of oral vanadium treatment in rats. *Pharmacol. Toxicol. (Copenhagen) (1995)* 76(4): 263-8 . Ref ID: 17357
- Daniel, EP and Lillie, RD. 1938. experimental vanadium poisoning in the whit rat/. *Public Health Rep.* 53: 765. Ref ID: 14507

- Domingo, J. L., Llobet, J. M., Tomas, J. M., and Corbella, J. 1985. short-term toxicity studies of vanadium in rats. *Journal of Applied Toxicology* 5(6): 418-21 . Ref ID: 17806
- Domingo, J. L., Paternain, J. L., Llobet, J. M., and Corbella, J. 1986. effects of vanadium on reproduction, gestation, parturition and lactation in rats upon oral administration. *Life Sciences* 39(9): 819-24. Ref ID: 17864
- Elfant, Michael and Keen, Carl L. 1987. sodium vanadate toxicity in adult and developing rats . role of peroxidative damage. *Biol. Trace Elem. Res. (1987)* 14(3): 193-208 . Ref ID: 17263
- Franke, KW and Moxon, AL. 1937. the toxicity of orally ingested arsenic, selenium, tellurium, vanadium and molybdenum. *J. Pharmacol. Exp. Ther.* 61: 89. Ref ID: 14508
- Ganguli, Supriya, Reuland, Donald J., Franklin, LeRoy A., Deakins, Donald D., Johnston, William J., and Pasha, Asiya. 1994. effects of maternal vanadate treatment on fetal development. *Life Sci. (1994)* 55(16): 1267-76 . Ref ID: 17379
- Hafez, Y. S. and Kratzer, F. H. 1976. the effect of diet on the toxicity of vanadium. *Poultry Science* 55(3): 918-22. Ref ID: 8663
- Hafez, Youssef and Kratzer, F. H. 1976. the effect of dietary vanadium on fatty acid and cholesterol synthesis and turnover in the chick. *J. Nutr. (1976)* 106(2): 249-57. Ref ID: 6876
- Hafez, Youssef S. M. and Kratzer, F. H. 1976. the effect of pharmacological levels of dietary vanadium on the egg production, shell thickness and egg yolk cholesterol in laying hens and coturnix. *Poult. Sci. (1976)* 55(3): 923-6. Ref ID: 6848
- Hamel, Frederick G. and Duckworth, William C. 1995. the relationship between insulin and vanadium metabolism in insulin target tissues. *Mol. Cell. Biochem. (1995)* 153(1&2): 95-102 . Ref ID: 17336
- Hansard, S. L. II, Ammerman, C. B., and Henry, P. R. 1982. vanadium metabolism in sheep. 2. effect of dietary vanadium on performance, vanadium excretion and bone deposition in sheep. *Journal of Animal Science* 55(2): 350-356. Ref ID: 17677
- Hansard, SL II, Ammerman, CB, Fick, KR, and Miller, SM. 1978. performance and vanadium content of tissues in sheep as influenced by dietary vanadium. *J. Anim. Sci.* 46: 1094. Ref ID: 14511
- Hathcock, JN, Hill, CH, and Matrone, G. 1964. vanadium toxicity and distribution in chicks and rats. *J. Nutr.* 82: 106. Ref ID: 14512
- Higashino, Hirohiko, Bogden, John D., Lavenhar, Marvin A., Bauman, John W. Jr., Hirotsu, Takuo, and Aviv, Abraham. 1983. vanadium, sodium-potassium atpase, and potassium adaptation in the rat. *Am. J. Physiol. (1983)* 244(2): F105-F111 . Ref ID: 17448
- Hill, C. H. 1992. dietary vanadium and the oxidative state of hepatic and renal pyridine nucleotides. *Comparative Biochemistry and Physiology* 102(1): 139-40. Ref ID: 8028
- Hill, C. H. 1989. effect of dietary copper on vanadate toxicity in chicks. *Biol. Trace Elem. Res. (1990)* : Volume Date 1989, 23, 17-23. Ref ID: 5734
- Hill, C. H. 1989. the effect of dietary mercury on vanadate toxicity in the chick. *Biol. Trace Elem. Res. (1990)* : Volume Date 1989, 23, 11-16 . Ref ID: 5736
- Hill, C. H. 1979. the effect of dietary protein levels on mineral toxicity in chicks. *J Nutr.* 109(3): 501-7. Ref ID: 397

- Hill, C. H. 1974. influence of high levels of minerals on the susceptibility of chicks to salmonella gallinarum. *J Nutr.* 104(10): 1221-1226. Ref ID: 92
- Hill, C. H. 1980. influence of time of exposure to high levels of minerals on the susceptibility of chicks to salmonella gallinarum. *J Nutr.* 110(3): 433-6. Ref ID: 395
- Hill, C. H. 1990. interaction of vanadate and chloride in chicks. *Biological Trace Element Research* 23: 1-10. Ref ID: 8125
- Hill, C. H. interaction of vanadium and phosphorus in chicks. 1994. *Biol. Trace Elem. Res. (1994)* 46(3): 269-78 . Ref ID: 5453
- Hill, C. H. 1979. studies on the ameliorating effect of ascorbic acid on mineral toxicities in the chick. *J Nutr.* 109(1): 84-90. Ref ID: 1370
- Jadhav, A. L. and Jandhyala, B. S. 1983. effects of chronic administration of vanadate on blood pressure, heart rate and na⁺/k⁺-atpase activity in adult male wistar rats. *Archives Internationales De Pharmacodynamie Et De Therapie* 263(1) Ref ID: 17758
- Jensen, L. S. and Maurice, D. V. dietary chromium and interior egg quality. *Poultry Science.* 59 (2). 1980. 341-346. Ref ID: 9749
- Kanisawa, M. and H. A. Schroeder. 1967. life term studies on the effects of arsenic, germanium, tin, and vanadium on spontaneous tumors in mice. *Cancer Research.* 27: 1192-1195. Ref ID: 20979
- Kasibhatla, U. and Rai, V. 1993. hematological changes following vanadium exposure . *Geobios (Jodhpur India)* 20(2): 0251-1223. Ref ID: 17381
- Kowalska, M. 1988. The Effect of Vanadium on Lung Collagen Content and Composition in Two Successive Generations of Rats. *Toxicol LETT* 41:203-208,1988 Ref ID: 17920
- Kubena, L. F., Harvey, R. B., Fletcher, O. J., Phillips, T. D., Mollenhauer, H. H., Witzel, D. A., and Heidelbaugh, N. D. 1985. toxicity of ochratoxin a and vanadium to growing chicks. *Poult. Sci.* 64(4): 620-8 . Ref ID: 6192
- Kubena, L. F., Harvey, R. B., Phillips, T. D., and Fletcher, O. J. 1986. influence of ochratoxin a and vanadium on various parameters in growing chicks. *Poult. Sci.* 65(9): 1671-8 . Ref ID: 6041
- Kubena, L. F. and Phillips, T. D. 1983. toxicity of vanadium in female leghorn chickens. *Poult. Sci. (1983)* 62(1): 47-50 Ref ID: 6388
- MacDonald, E., Lihtamo, H., Hellevuo, K., and Komulainen, H. 1988. subchronic treatment with vanadate does not potentiate the toxicity of cardiac glycosides. *Biological Trace Element Research* 16(3): 177-88. Ref ID: 17908
- Mascitelli-Coriandoli, E and Citterio, C. 1959. effect of vanadium upon liver co-enzyme a in rats. *Nature.* 183: 1527. Ref ID: 14514
- Mercado, R. C. and Bibby, B. G. 1973. trace element effects on enamel pigmentation incisor growth and molar morphology in rats. *Arch Oral Biol.* 18(5): 629-635 . Ref ID: 757
- Meyerovitch, Joseph, Farfel, Zvi, Sack, Joseph, and Shechter, Yoram. 1987. oral administration of vanadate normalizes blood glucose levels in streptozotocin-treated rats . characterization and mode of action. *J. Biol. Chem.* 262(14): 6658-62 . Ref ID: 17283.
- Mountain, JT, Delker, LL, and Stokinger, HE. 1953. studies in vanadium toxicology. reduction in the cystine

content of rat hair. *AMA Arch. Ind. Hyg. Occup. Med.* 8: 406. Ref ID: 14517

Mravcova, A., Jirova, D., Janci, H., and Lener, J. effects of orally administered vanadium on the immune system and bone metabolism in experimental animals. *Sci. Total Environ.* (1993) (Suppl., Pt. 1): 663-9. Ref ID: 17400

Mravcova, A., Lener, J., Puzanova, L., Jirova, D., and Kucera, J. 1989. some toxicological and immunological effects of vanadium. 99-105. Ref ID: 17942

Mravcova, A. and Puzanova, L. 1989. toxicological parameters of vanadium exposure. 93-98. Ref ID: 17943

Nelson, TS, Gillis, MB, and Peeler, HT. 1962. studies of the effect of vanadium on chick growth. *Poult. Sci.* 41: 519-522. Ref ID: 14516

Nielsen, F. H., Hunt, C. D., and Uthus, E. O. 1980. interactions between essential trace and ultratrace elements. *Annals of the New York Academy of Sciences* 355: 152-64. Ref ID: 15690

Ousterhout, L. E. and Berg, L. R. effects of diet composition on vanadium toxicity in laying hens. *Poult. Sci.* (1981) 60(6): 1152-9. Ref ID: 6508

Parker, R. D. R. and Sharma, R. P. 1978. accumulation and depletion of vanadium in selected tissues of rats treated with vanadyl sulfate and sodium orthovanadate. *J. Environ. Pathol. Toxicol.* (1978) 2(2): 235-45. Ref ID: 17515

Paternain, J. L., Domingo, J. L., Gomez, M., Ortega, A., and Corbella, J. 1990. developmental toxicity of vanadium in mice after oral administration. *J. Appl. Toxicol.* (1990) 10(3): 181-6. Ref ID: 17487

Phillips, Timothy D., Nechay, Bohdan R., Neldon, Susan L., Kubena, Leon F., Heidelbaugh, Norman D., Shepherd, Eric C., Stein, Aron F., and Hayes, A. Wallace. vanadium-induced inhibition of renal sodium, potassium adenosinetriphosphatase in the chicken after chronic dietary exposure. *J. Toxicol. Environ. Health* (1982) 9(4): 651-61. Ref ID: 6412

Qureshi, M. A., Hill, C. H., and Heggen, C. L. 1999. vanadium stimulates immunological responses of chicks. *Vet. Immunol. Immunopathol.* (1999) 68(1): 61-71. Ref ID: 5079

Ramanadham, S., Mongold, J. J., Brownsey, R. W., Cros, G. H., and McNeill, J. H. 1989. oral vanadyl sulfate in treatment of diabetes mellitus in rats. *American Journal Of Physiology.* 257(3,pt.2): H904-H911. Ref ID: 17927

Romoser, G. L., Dudley, W. A., Machlin, L. J., and Loveless, L. 1961. toxicity of vanadium and chromium for the growing chick. *Poultry Sci.* 40: 1171-1173. Ref ID: 3740

Sanchez, D., Ortega, A., Domingo, J. L., and Corbella, J. 1991. development toxicity evaluation of orthovanadate in the mouse. *Biol. Trace Elem. Res.* (1991) 30(3): 219-26. Ref ID: 17465

Sanchez, Domenec J., Colomina, M. Teresa, and Domingo, Jose L. 1998. effects of vanadium on activity and learning in rats. *Physiol. Behav.* (1998) 63(3): 345-350. Ref ID: 17276

Schroeder, H. A. and Mitchener, M. 1975. life-term effects of mercury, methyl mercury, and nine other tracemetals on mice. *Journal of Nutrition.* 105(4): 452-458. Ref ID: 1858

Schroeder, H. A., Mitchener, M., and Nason, A. P. 1970. zirconium, niobium, antimony, vanadium and lead in rats: life term studies. *J Nutr.* 100(1): 59-68. Ref ID: 252

Schroeder, Henry A. 1968. serum cholesterol levels in rats fed thirteen trace elements. *J. Nutr.* 94(4): 475-80. Ref ID: 15506

- Sell, J. L., Arthur, J. A., and Williams, I. L. 1982. adverse effect of dietary vanadium, contributed by dicalcium phosphate, on albumen quality. *Poultry Science* 61(10): 2112-6. Ref ID: 8577
- Sell, J. L., Davis, C. Y., and Scheideler, S. E. 1986. influence of cottonseed meal on vanadium toxicity and vanadium-48 distribution in body tissues of laying hens. *Poultry Science*. 65 (1): 138-146. Ref ID: 6469
- Sharma, Raghubir P., Coulombe, Roger A. Jr., and Srisuchart, Benjamart. effects of dietary vanadium exposure on levels of regional brain neurotransmitters and their metabolites. *Biochem. Pharmacol. (1986)* 35(3): 461-5 . Ref ID: 17331
- Summers, J. D. and Moran, E. T. Jr. 1972. interaction of dietary vanadium, calcium, and phosphorus for the growing chicken. *Poult. Sci. (1972)*. 51(5): 1760-1 . Ref ID: 7051
- Susic, D. and Kentera, D. 1988. dependence of the hypertensive effect of chronic vanadate administration on renal excretory function in the rat. *Journal of Hypertension* 6(3): 199-204. Ref ID: 17911
- Susic, D. and Kentera, D. 1986. effect of chronic vanadate administration on pulmonary circulation in the rat. *Respiration international review of thoracic diseases*; 49(1): 68-72. Ref ID: 17849
- Toussant, M. J. and Latshaw, J. D. 1994. evidence of multiple metabolic routes in vanadium's effects on layers. ascorbic acid differential effects on prepeak egg production parameters following prolonged vanadium feeding. *Poult. Sci.* 73(10): 1572-80 . Ref ID: 5456
- Van Vleet, J. F., Boon, G. D., and Ferrans, V. J. 1981. induction of lesions of selenium-vitamin e deficiency in ducklings fed silver, copper, cobalt, tellurium, cadmium, or zinc: protection by selenium or vitamin e supplements. *Am J Vet Res.* 42(7): 1206-1217. Ref ID: 80
- Van Vleet, J. F., Boon, G. D., and Ferrans, V. J. 1981. induction of lesions of selenium-vitamin e deficiency in weanling swine fed silver, cobalt, tellurium, zinc, cadmium, and vanadium. *Am J Vet Res.* 42(5): 789-799. Ref ID: 149
- White, Donald H. and Dieter, Michael P. 1978. effects of dietary vanadium in mallard ducks. *J. Toxicol. Environ. Health (1978)*. 4(1): 43-50. Ref ID: 6727
- Zaporowska, H. effect of vanadium on l-ascorbic acid concentration in rat tissues. *General Pharmacology*; 25 (3). 1994. 467-470. Ref ID: 17668
- Zaporowska, H. and Scibior, A. activity of neutrophilic granulocytes in rats following intoxication with vanadium and zinc. *Folia Histochem. Cytobiol. (1999)* 37(2): 113-114. Ref ID: 17224
- Zaporowska, H. and Wasilewski, W. 1989. some selected peripheral blood and haemopoietic system indices in wistar rats with chronic vanadium intoxication. *Comparative Biochemistry and Physiology. C, Comparative Pharmacology* Ref ID: 17933
- Zaporowska, Halina, Wasilewski, Waclaw, and Slotwinska, Maria. effect of chronic vanadium administration in drinking water to rats. *BioMetals (1993)* 6(1): 3-10 . Ref ID: 17421

7.5 References Rejected for Use in Derivation of Wildlife TRVs

These references were reviewed and rejected for use in derivation of the Eco-SSL. The definition of the codes describing the basis for rejection is provided at the end of the reference sections.

- Unrel** addition of calcium ions for enhancing the safety of metal-ligand chelates as magnetic resonance imaging agents and x-ray contrast agents. *PCT Int. Appl.* 10 pp.
- Diss** the biochemistry of transition metals: copper, vanadium, and iron. 738101 ORDER NO: AAD81-03507
- Diss** characterization of acth receptors in brain and adrenal (adrenocorticotropin, cortisol).
- Diss** characterization of active ca uptake and its modulation by luminal ca(2+) in neuronal endoplasmic reticulum (calcium uptake, active transport, synaptic vesicles, neurotransmitter release). 01599282 Order no: AAD98-01538
- Diss** a comparison of four endosseous dental implants: single-crystal sapphire; pyrolytic carbon; an alloy of titanium, aluminum, and vanadium; and a biologically active ceramic composite composed of calcium-phosphate and magnesium-aluminate spinel. 0986041 Order no: AAD88-05145
- Diss** dietary factors influencing vanadium toxicity and the effect of dietary vanadium upon lipid metabolism in chickens. 162769 Order No: Not Available from University Microfilms Int'l.
- Diss** the effects of micromotion and particulate materials on tissue differentiation: bone chamber studies in rabbits original title: inverkan av sma roerelser och frammande partiklar pa vaevnadsutveckling i benkammare i kanin. 01379296 Order No: Not Available from University Microfilms Int'l.
- Diss** epigenetic mechanisms of chromium action (glutathione).
- Diss** growth factor regulation of sugar uptake in cultured cells. 896456 ORDER NO: AAD85-22424
- Diss** insulin and hypertension: a pharmacological perspective (vanadium, pioglitazone). 01490778 ORDER NO: AADAA-INN05921
- Diss** intracellular calcium pump expression, calcium pool function and cell growth (atpase). 01501109 ORDER NO: AAD96-27119
- CP** newer trace elements - vanadium (v) and arsenic (as) : deficiency and possible metabolic roles. | au. <Document Title>Trace Element Metabolism in Man and Animals - 3
- Diss** regulation of sex-specific hepatic cytochrome p-450 in diabetes (cytochrome p-450, growth hormone, diabetes mellitus). 01159948 ORDER NO: AAD91-13988
- Diss** studies on the role of protein-tyrosine phosphorylation in growth factor signal transduction. 01138624 ORDER NO: AAD91-01789
- Diss** theoretical studies of the electronic structure and bonding in some transition metal complexes of vanadium, chromium, iron, nickel and palladium. 765403 ORDER NO: AAD81-24610
- Diss** toxicokinetics and toxicity of vanadate in rats. 1084904 ORDER NO: AAD90-02717
- Diss** troponin i isoform expression and responsiveness of cardiac myofilaments to acidic ph. 01375593 ORDER NO: AAD94-26508
- Diss** tyrosine kinase pathways, smooth muscle function and inos induction (inductible nitric oxide

synthase). 01628320 ORDER NO: AADNQ-24569

- No Oral** Adachi, Kazuhiko, Endo, Minoru, Nagata, Masao, and Tamai, Akihiko. 1995. effects of vanadate on glucose metabolism in the lens of rats with streptozotocin-induced diabetes: ketohexokinase and aldolase activities. *Yonago Acta Med.* (1995) Volume Date 1995, 38(2): 117-24..
- No Oral** Adamis, Z., Tatrai, E., Honma, K., Karpati, J., and Ungvary, G. 1997. a study on lung toxicity of respirable hard metal dusts in rats. *Ann. Occup. Hyg.* (1997) 41(5): 515-526 .
- CP** <Additional> Foley, P., Linkswiler, H., Kim, Y, Wolinsky, I., Guggenheim, K., Simkin, A., Brown, E. D., Howard, M. P., Smith, J. C. Jr., Rayton, J. K., Harris, E. D., O'Neal, R. M., Abrahams, O. G., Paulsen, D. S., Lorah, E. J., Eklund, D. L., Dowdy, R. P., Anderson, R. A., Brantner, J. H., Polansky, M. M. , Anderson, R. A., Liu, V. J. K., Nordstrom, J., Kohrs, M. B., Lorah, E., Dowdy, R., Nielsen, F. H., Uthus, E. O., Coupain, J. G., Beecher, G. R., Robbins, B., Carlisle, E. M., Tripp, M. J., Black, R. S., Christman, D., Whanger, P. D., Porta, E. A., Ching, B. K. F., Joun, N. S., Freeland, J. H., Ebangit, M. L., Bodzy, P. W., Vaughan, L. A., Weber, C. W., Kemberling, S. R., Miller, J., O'Hanlon, P., Eklund, D., Johnson, P. E., Evans, G. W., Martin, P. G., Kuemmerle, N. B., King, J. F., Chen, N., Johnson, R. J., Dyer, I. A., Nichols, B. L., Soriano, H. A., Kimzey, S., Mizrahi, L., Hazlewood, C. F., Schwartz, R., Spencer, H., Wentworth, R. A., Greger, J. L., Bennett, O. A., Abernathy, R. P., Kramer, L., Lesniak, M., Osis, D., Norris, C., Johnson, H. L., Consolazio, C. F., Schnakenberg, D. D., Ghumman, M., Schwenneker, B. W., Buck, D. R., Mahoney, A. W., Hendricks, D. G., Johnson, R. M., Chang, Y. O., Pan, M. J. F., Varnell, T. R., Sifri, M., Kratzer, F. H., Norris, L. C., Garlich, J. D., Edens, F. W., Parkhurst, C. R., Garg, R. C., Powanda, M. C., Powers, J. D., and Powers, T. E. 1977. federation of american societies for experimental biology; 61st annualmeeting, chicago, illinois april 1 - 8, 1977. minerals. *Federation Proceedings* 36(3): 1122-1125, 1130-1131.
- In Vit** Afshari, Cynthia A. and Barrett, J. Carl. 1994. disruption of g0-g1 arrest in quiescent and senescent cells treated with phosphatase inhibitors. *Cancer Res.* (1994) 54(9): 2317-21.
- In Vit** Ahmed Rehana L, Davis Alan T, and Ahmed Khalil(A). 1996. interference in protein assays of biological specimens by vanadyl compounds. *Analytical Biochemistry* 237(1): 76-79.
- Phys** Aizman, R. I., Celsi, G., Grahnquist, L., Wang, Z. M., Finkel, Y., and Aperia, A. 1996. ontogeny of k+ transport in rat distal colon. *American Journal of Physiology* 271(2 Pt 1): G268-74.
- In Vit** Akisaka, T. and Gay, C. V. 1985. ultrastructural localization of calcium-activated adenosine triphosphatase (Ca²⁺-atpase) in growth-plate cartilage. *Journal of Histochemistry and Cytochemistry* 33(9): 925-32.
- In Vit** Akishita Masahiro, Ito Masaaki, Lehtonen Juuka Y A, Daviet Laurent, Dzau Victor J, and Horiuchi Masatsugu(A). 1999. expression of the at2 receptor developmentally programs extracellular signal-regulated kinase activity and influences fetal vascular growth. *Journal of Clinical Investigation* 103(1): 63-71 .
- FL** Aktan, Fuegen and Nebioglu, Serpil. 1994. effect of vanadium compounds on calmodulin activity in experimental diabetes in rats. *Can. J. Physiol. Pharmacol.* (1994) 72(7): 753-8.
- HHE** Al-Attas Omer S(A), Al-Dagheri Nasser M, and Vigo Noel T. 1995. vanadate enhances insulin-receptor binding in gestational diabetic human placenta. *Cell Biochemistry and Function* 13(1): 9-14.
- No Oral** al-Bayati, M. A., Culbertson, M. R., Schreider, J. P. , Rosenblatt, L. S., and Raabe, O. G. 1992. the lymphotoxic action of vanadate. *Journal of Environmental Pathology, Toxicology and Oncology*

11(2)

- Phys** Allman, K. G(A), Stoddart, A. P., Kennedy, M. M., and Young, J. D. 1996. l-arginine augments nitric oxide production and mesenteric blood flow in ovine endotoxemia. *American Journal of Physiology* 271(4 PART 2): H1296-H1301.
- No Oral** Altamirano-Lozano, M., Alvarez-Barrera, L., Basurto-Alcantara, F., Valverde, M., and Rojas, E. 1996. reprotoxic and genotoxic studies of vanadium pentoxide in male mice. *Teratogenesis, Carcinogenesis, and Mutagenesis*. 16(1): 7-17.
- No Oral** Altamirano-Lozano, M., Valverde, M., Alvarez-Barrera, L., Molina, B., and Rojas, E. 1999. genotoxic studies of vanadium pentoxide (v(2)o(5)) in male mice. ii. effects in several mouse tissues. *Teratogenesis, Carcinogenesis, and Mutagenesis* 19(4): 243-55.
- In Vit** Altamirano-Lozano, M. A. and Alvarez-Barrera, L. 1996. genotoxic and reprotoxic effects of vanadium and lithium. *Met. Ions Biol. Med. Proc. Int. Symp., 4th* : 423-425. Editor(s): Collery, Philippe. Publisher: Libbey Eurotext, Montrouge, Fr.
- No Duration** Altamirano, M., Ayala, M. E., Flores, A., Morales, L., and Dominguez, R. sex differences in the effects of vanadium pentoxide administration to prepubertal Rats. *Med Sci Res*. 19(23): 825-826.
- No Oral** Altamirano, M. A., Roldan, E., and Alvarez, L. 1991. effects of vanadium pentoxide (v2o5) on fetal development of mice. *Biol Reprod 1991 Jul;44(Suppl 1):133*
- No Oral** Amano, R., Enomoto, S., Nobuta, M., Sakamoto, M., Tsujioka, R., and Ambe, F. 1996. bone uptake of vanadium in mice : simultaneous tracing of v, se, sr, y, zr, ru and rh using a radioactive multitracer. *J. Trace Elem. Med. Biol. (1996)* 10(3): 145-148.
- FL** Amano, Ryohei, Oishi, Shigeo, Enomoto, Shuichi, and Ambe, Fumitoshi. 1996. bone accumulation of vanadium: simultaneous tracing of v, se, sr, y, zr, ru, and rh in mice. *Riken Rev. (1996)* : 13, 25-26.
- No Oral** Amano, Ryohei, Oishi, Shigeo, Enomoto, Shuichi, and Ambe, Fumitoshi. 1996. comparative uptake behavior of trace elements in normal, al-overloaded and cd-overloaded mice. *Riken Rev.* 13, 29-30.
- No Dose** Amano, Ryohei, Oishi, Shigeo, Lit, B., Enomoto, Shuichi, and Ambe, Fumitoshi. 1996. biodistribution of trace elements in normal, aluminum-overloaded and cadmium-overloaded mice. *Ann. Clin. Lab. Sci. (1996)* 26(6): 531-541.
- No Oral** Amir, Shimon, Meyerovitch, Joseph, and Shechter, Yoram. 1987. vanadate ions: central nervous system action on glucoregulation. *Brain Res. (1987)* 419(1-2): 392-6 .
- In Vit** Andersson, G. N., Ek-Rylander, B., Hammarstrom, L. E., Lindskog, S., and Toverud, S. U. 1986. immunocytochemical localization of a tartrate-resistant and vanadate-sensitive acid nucleotide tri- and diphosphatase. *Journal of Histochemistry and Cytochemistry* 34(3): 293-8.
- Rev** Anke, M., Dorn, W., Gunstheimer, G., Arnhold, W., Gleis, M., Anke, S., and Losch, E. 1998. effect of trace and ultratrace elements on the reproduction performance of ruminants. *Veterinarni Medicina*. 43(9): 272-282.
- FL** Anke, M., Groppe, B., Gruhn, K., Langer, M., and Arnold, W. 1989. the essentiality of vanadium

for animals. 17-27.

- CP** Anke, M., Groppe, B., Kronemann, H., and Fuhrer, E. 1983. influence of vanadium deficiency on growth, reproduction and lifeexpectancy of female goats. *Spurenelement-Symposium* 4: 135-141
- No Oral** Anke, M., Von Knorre, D., Schaller, G., Bahrmann, R., Gleis, M., Holzinger, S., Jaritz, M., Muller, M., Anke, S., and Seifert, M. 1998. biological importance of vanadium in the food chain. 3rd communication: vanadium content of fauna and man depending on species, part of the body and environment. *Mengen- Spurenelem. Arbeitstag., 18th* : 1007-1017. Editor(s): Anke, Manfred. Publisher: Verlag Harald Schubert, Leipzig, Germany.
- Unrel** Anon. 1985. annual report, fiscal year 1983 (for the laboratory for energy related health research, university of california, davis). *Govt Reports Announcements & Index (GRA&I)*
- Unrel** Arai, M. 1992. [effects of vanadyl sulfate on osteopenia in streptozotocin-induced diabetic (stzd) rats. comparison with those of insulin]. *Nippon Yakurigaku Zasshi* 100(5): 401-14.
- In Vit** Arheden, H., Arner, A., and Hellstrand, P. 1987. force-velocity relation and rate of atp hydrolysis in osmotically compressed skinned smooth muscle of the guinea-pig. *Journal of Muscle Research and Cell Motility*. 8 (2). 1987. 151-160.
- Unrel** Arner Anders(A), Strauss John D, Svensson Christina, and Ruegg, J. Caspar. 1995. effects of troponin-i extraction with vanadate and of the calcium sensitizer emd 53998 on the rate of force generation in skinned cardiac muscle. *Journal of Molecular and Cellular Cardiology* 27(1): 615-623.
- CP** Arnhold, W., Anke, M., Muller, M., Gleis, M., <Editors> Anke, M., Meissner, D., and Mills, C. F. 1993. vanadium: an essential element for goats. <document title>trace elements in man and animals - tema 8:proceedings of the eighth international symposium on trace elements in man and animals. 739-741.
- In Vit** Arrondo, J. L., Mantsch, H. H., Mullner, N., Pikula, S., and Martonosi, A. 1987. infrared spectroscopic characterization of the structural changes connected with the e1----e2 transition in the ca2+-atpase of sarcoplasmic reticulum. *Journal of Biological Chemistry* 262(19): 9037-43.
- In Vit** Arrondo, J. L. R., Mantsch, H. H., Mullner, N., Pikula, S., and Martonosi, A. 1987. IR spectroscopic characterization of the structural changes connected with the e-1-e-2 transition in the calcium atpase of sarcoplasmic reticulum. *Journal of Biological Chemistry*. 262 (19). 1987. 9037-9043.
- No Org** Arteche, E., Ausina, M. P., Martin, J. D., Norte, M., Advenier, C., and Candenas, M. L(A). 1995. calcium dependence of the mechanical response evoked by okadaic acid in smooth muscle. *Planta Medica* 61(1): 13-17.
- Phys** Aureliano, M. and Madeira, V. M. 1994. vanadate oligoanions interact with the proton ejection by the ca2+ pump of sarcoplasmic reticulum. *Biochemical and Biophysical Research Communications* 205(1): 161-7.
- In Vit** Awazu Midori(A), Ishikura Kenji, Hida Mariko, and Hoshiya Makiko. 1999. mechanisms of mitogen-activated protein kinase activation in experimental diabetes. *Journal of the American Society of Nephrology* 10(4): 738-745 .

- Alt** Babedzhanov, S. N. balance of iron, vanadium, manganese, nickel and copper in experimental cholesterol atherosclerosis. *Med. Zh. Uzb.* (1973) (10): 18-21
- No Oral** Babenko, G. A. and Vandzhura, I. P. vanadium metabolism after supplemental administration of certain trace elements in experimental atherosclerosis. *Byull. Eksp. Biol. Med.* (1969) 67(6): 72-4.
- No Dose** Bakalara, N., Seyfang, A., Davis, C., and Baltz, T. 1995. characterization of a life-cycle-stage-regulated membrane protein tyrosine phosphatase in trypanosoma brucei. *European Journal of Biochemistry* 234(3): 871-7.
- Mix** Baker, D. H. and Molitoris, B. A. 1975. lack of response to supplemental tin, vanadium, chromium and nickel when added to a purified crystalline amino acid diet for chicks. *Poultry Science*. 54(3): 925-7.
- Phys** Bakos, E., Evers, R., Szakacs, G., Tusnady, G. E., Welker, E., Szabo, K., de Haas, M., van Deemter, L., Borst, P., Varadi, A., and Sarkadi, B. 1998. functional multidrug resistance protein (mrp1) lacking the n-terminal transmembrane domain. *Journal of Biological Chemistry* 273(48): 32167-75.
- FL** Bala, I. u. M., Zavrazhnov, V. I., and Kopylova, L. M. 1971. [therapeutic effect of vanadyl sulfate in experimental tuberculosis]. <original> o terapevticheskoi aktivnosti vanadil-sul'fata pri eksperimental'nom tuberkuleze. *Farmakologiya i Toksikologiya* 34(3): 346-8.
- FL** Balabanova, E. L. and Kurlyandskii, B. A. 1990. the dependence of inhibition of isolated liver mitochondria respiration on copper and vanadium phthalocyanines structure. *Gig. Sanit.* (1990) (7): 64-5.
- In Vit** Bambrick, L. L. and Braun, P. E. 1991. phosphorylation of myelin-associated glycoprotein in cultured oligodendrocytes. *Developmental Neuroscience* 13(6): 412-6.
- Phys** Barth, Z., Strauss, J. D., Heyder, S., Van Eyk, J., Wiesner, R. J., and Ruegg, J. C. 1995. ca²⁺ sensitizing effects of emd 53998 after troponin replacement in skinned fibres from porcine atria and ventricles. *Pflugers Archiv* 430(2): 220-9.
- Alt** Becker, Dominique J., Ongemba, Lumbe-Njadi, and Henquin, Jean-Claude. comparison of the effects of various vanadium salts on glucose homeostasis in streptozotocin-diabetic rats. *Eur. J. Pharmacol.* (1994) 260(2-3): 169-75.
- Unrel** Becker, M. , Bendoraitis, J. G., Bloch, M. G., Cabal, A. V., and Callen, R. B. 1982. *Analytical Studies for the H-Coal Process. Final Report. DOE/ET/10112-T1; FE-2676-8*
- In Vit** Ben-Hur, E., Siwecki, J. A., Newman, H. C., Crane, S. W., and Rosenthal, I. 1987. mechanism of uptake of sulfonated metallophthalocyanines by cultured mammalian cells. *Cancer Letters* 38(1-2): 215-22.
- FL** Benabdeljelil, K. Rabat Inst. Hassan Morocco Inst. of Agronomy and Veterinary Medicine, Jensen, L. S., and Scholtyssek, S. ed. 1989. the effects of dietary magnesium, vanadium and chromium, and distillers dried grains with solubles on egg quality. hohenheimer gefluegelsymposium. proceedings. <original> hohenheimer gefluegelsymposium. proceedings. P. 312-319
- Alt** Bendayan, M. and Gingras, D. 1989. effect of vanadate administration on blood glucose and insulin levels as well as on the exocrine pancreatic function in streptozotocin-diabetic rats.

Diabetologia 32(8): 561-7.

- Abstract** Berg, L. R. 1968. vanadium toxicity for poultry. *Wash Agr Exp Sta Bull.* (707). 1968 27
- Abstract** Berg, L. R. and Lawrence, W. W. 1969. dietary factors affecting vanadium toxicity for the chick. *Poultry Sci.* 48(5): 1784-1785.
- Abstract** Berg, LR. 1966. effect of diet composition on vanadium toxicity for the chick. *Poult. Sci.* 45: 1346.
- Abstract** Berg, LR. 1963. evidence of vanadium toxicity resulting from the use of certain commercial phosphorus supplements in chick rations. *Poult. Sci.* 42: 766.
- CP** Bergamini, E., De Tata V, Novelli, M., Cavallini, G., Masiello, P., Gori, Z., <Book> Zs-Nagy I, Harman, D., and Kitani K: Eds. 1994. beneficial effects of vanadyl sulfate administration on sugar metabolism in the senescent rat. <book> annals of the new york academy of sciences; pharmacology of aging processes: methods of assessment and potential interventions. *Annals of the New York Academy of Sciences* 717: 174-179.
- In Vit** Bernier, M., Laird, D. M., and Lane, M. D. 1988. effect of vanadate on the cellular accumulation of pp15 and apparent product of insulin receptor tyrosine kinase action. *J BIOL CHEM. Journal of Biological Chemistry.* 263 (27). 1988. 13626-13634.
- Rev** Bevan, A. Paul, Drake, Paul G., Yale, Jean-Francois, Shaver, Alan, and Posner, Barry I. 1995. peroxovanadium compounds: biological actions and mechanism of insulin-mimesis. *Mol. Cell. Biochem.* (1995) 153(1&2): 49-58.
- Surv** Beyer, W. N., Day, D., Morton, A., and Pachepsky, Y. 1998. relation of lead exposure to sediment ingestion in mute swans on the chesapeake bay, usa. *Environmental Toxicology and Chemistry.* 17(11): 2298-2301.
- Rev** Beyer, W. N. J. Spann and D. Day. 1999. metal and sediment ingestion by dabbling ducks. *The Science of the Total Environment.* 231: 235-239.
- Mix** Beyer, W. Nelson(A), Day Daniel, Melancon Mark J, and Sileo Louis. 2000. toxicity of anacostia river, washington, dc, usa, sediment fed to mute swans (cygnus olor). *Environmental Toxicology and Chemistry.* 19(3): 731-735.
- Drug** Bhanot Sanjay, Bryer-Ash Michael, Cheung Anthony, and Mcneill John H(A). 1994. bis(maltolato)oxovanadium(iv) attenuates hyperinsulinemia and hypertension in spontaneously hypertensive rats. *Diabetes* 43(7): 857-861.
- Alt** Bhanot, Sanjay, Michoulas, Aspasia, and McNeill, John H. 1995. antihypertensive effects of vanadium compounds in hyperinsulinemic, hypertensive rats. *Mol. Cell. Biochem.* (1995) 153(1&2): 205-9.
- Unrel** Bhattacharyya, A. and Pakrashi A(A). 1993. specificity of atp for the initiation of flagellar motility of hamster sperm. *Archives of Andrology* 31(3): 159-165.
- No Oral** Bidon J-C(A), Souilem, O., Gogny, M., Blin, M., Vu, A. Tuan, and Jondet, A. 1995. effect of temperature reduction on the vas deferens hyperresponsiveness of sensitized mice. *Journal of Autonomic Pharmacology* 15(4): 227-238.

- Unrel** Bishayee, A. and Chatterjee, M. 1993. selective enhancement of glutathione s-transferase activity in liver and extrahepatic tissues of rat following oral administration of vanadate. *Acta Physiologica Et Pharmacologica Bulgarica* 19(3): 83-9.
- In Vit** Bishayee, Anupam, Banik, Sarmistha, Mandal, Animesh, Marimuthu, P., and Chatterjee, Malay . 1997. vanadium-mediated suppression of diethylnitrosamine-induced chromosomal aberrations in rat hepatocytes and its correlation with induction of hepatic glutathione and glutathione s-transferase. *Int. J. Oncol.* (1997) 10(2): 413-423.
- No Oral** Bishayee, Anupam and Chatterjee, Malay. 1995. inhibition of altered liver cell foci and persistent nodule growth by vanadium during diethylnitrosamine-induced hepatocarcinogenesis in rats. *Anticancer Res.* (1995) 15(2): 455-61.
- Nutrition** Bishayee, Anupam and Chatterjee, Malay. 1995. time course effects of vanadium supplement on cytosolic reduced glutathione level and glutathione s-transferase activity. *Biol. Trace Elem. Res.* (1995) 48(3): 275-85.
- No Oral** Bishayee, Anupam, Roy, Shyamal, and Chatterjee, Malay. 1999. characterization of selective induction and alteration of xenobiotic biotransforming enzymes by vanadium during diethylnitrosamine-induced chemical rat liver carcinogenesis. *Oncol. Res.* (1999) 11(1): 41-53.
- No Org** Blackman, C. F., Blanchard, J. P., Benane, S. G., and House, D. E. 1994. empirical test of an ion parametric resonance model for magnetic field interactions with pc-12 cells [published erratum appears in bioelectromagnetics 1995;16(2):145] [see comments]. *Bioelectromagnetics* 15(3): 239-60.
- In Vit** Blakely, S. R., Akintilo, A. O., and Pointer, R. H. 1987. effects of fructose, levamisole and vanadate on insulin action in rat adipose tissue. *The Journal Of Nutrition.* 117(3): 559-566.
- Acu** Blakely, S. R., Mislo, B. L., Basi, N. S., and Pointer, R. H. 1995. dietary fructose alters the insulin-like effects of dietary vanadate in adipocytes from rats. *Nutrition Research* 15(1): 25-35.
- Diss** Blalock, T. L. 1986. studies on the role of iron in the reversal of zinc, cadmium, vanadium, nickel and cobalt toxicities in broiler pullets. *Diss. Abstr. Int. B* 1986, 47(2), 577-8. : 188 pp.
- CP** Blalock, T. L. and HILL, C. H. 1986. mechanisms of alleviation of zinc cadmium vanadium nickel and cobalt toxicities by dietary iron. *70th Annual Meeting of the Federation of American Societies for Experimental Biology*
- Bio Acc** Blomqvist, Sven, Frank, Adrian, and Petersson, Lars R. metals in liver and kidney tissues of autumn-migrating dunlin *calidris alpina* and curlew sandpiper *calidris ferruginea* staging at the baltic sea. *Mar. Ecol.: Prog. Ser.* (1987) 35(1-2): 1-13 .
- Alt** Blondel, O., Bailbe, D., and Portha, B. 1989. in vivo insulin resistance in streptozotocin-diabetic rats--evidence for reversal following oral vanadate treatment [see comments]. *Diabetologia* 32(3): 185-90.
- Phys** Blondel, O., Simon, J., Chevalier, B., and Portha, B. 1990. impaired insulin action but normal insulin receptor activity in diabetic rat liver: effect of vanadate. *American Journal Of Physiology.* Mar 1990. v. 258 (3,pt.1) p. E459-E467. ill.
- Unrel** Boaz, N. T. and Hampel, J. 1978. strontium content of fossil tooth enamel and diet of early

hominids. *Journal of Paleontology*. 52 (4). 1978 928-933.

- Chem Meth** Boerma, D. O., Smit, E. P., and Roosnek, N. 1989. PIXE trace-element determination and its accuracy in the analysis of bile. *Nucl. Instrum. Methods Phys. Res. Sect. B* B36(1): 60-73.
- Dup** Bogden, John D., Higashino, Hirohiko, Lavenhar, Marvin A., Bauman, John W. Jr., Kemp, Francis W., and Aviv, Abraham. 1982. Balance and tissue distribution of vanadium after short-term ingestion of vanadate. *J. Nutr.* 112(12): 2279-85.
- In Vit** Boissonneault, M., Chapdelaine, A., and Chevalier, S. 1995. The enhancement by pervanadate of tyrosine phosphorylation on prostatic proteins occurs through the inhibition of membrane-associated tyrosine phosphatases. *Molecular and Cellular Biochemistry* 153(1-2): 139-44.
- Alt** Bollen, Mathieu, Miralpeix, Montserrat, Ventura, Francesc, Toth, Bela, Bartrons, Ramon, and Stalmans, Willy. 1990. Oral administration of vanadate to streptozotocin-diabetic rats restores the glucose-induced activation of liver glycogen synthase. *Biochem. J. (1990)* 267(1): 269-71.
- Unrel** Bonner, James C., Rice, Annette B., Lindroos, Pamela M., O'Brien, Patricia O., Dreher, Kevin L., Rosas, Irma, Alfaro-Moreno, Ernesto, and Osornio-Vargas, Alvaro R. 1998. Induction of the lung myofibroblast PDGF receptor system by urban ambient particles from Mexico City. *Am. J. Respir. Cell Mol. Biol. (1998)* 19(4): 672-680.
- FL** Bosia, S., Burdino, E., Grignolo, F., and Ugazio, G. 1995. [protective effect on nephropathy and on cataract in the streptozotocin-diabetic rat of the vanadium-lazaroid combination]. <original> azione protettiva sulla nefropatia e sulla cataratta nel ratto diabetico da streptozotocina da parte della combinazione vanadio-lazaroida. *Giornale Italiano Di Medicina Del Lavoro* 17(1-6): 71-5.
- No Oral** Bosque, M. A., Domingo, J. L., Llobet, J. M., and Corbella, J. 1993. Variability in the embryotoxicity and fetotoxicity of vanadate with the day of exposure. *Veterinary and Human Toxicology* 35(1): 1-3.
- In Vit** Boxenbaum, N., Daly, S. E., Javaid, Z. Z., Lane, L. K., and Blostein, R. 1998. Changes in steady-state conformational equilibrium resulting from cytoplasmic mutations of the Na,K-ATPase alpha-subunit. *Journal of Biological Chemistry* 273(36): 23086-92.
- Abstract** Brady, K. and Dagirmanjian, R. 1978. Subtle behavioral effects of chronic exposure to vanadium. *Fed Proc*; 37 (3). 1978 895
- Acu** Braeunlich, H., Pfeifer, R., Grau, P., and Reznik, L. 1989. Renal effects of vanadate in rats of different ages. *Biomed. Biochim. Acta (1989)* 48(8): 569-75.
- Chem Meth** Brandt, K., Rimbach, G., and Pallauf, J. 1995. Analysis of macro elements and zinc in biological matrices with comparison of dry and wet ashing as well as flame AAS and ICP AAS. *Mengen-Spurenelem. Arbeitstag., 15th* : 116-122. Editor(s): Anke, Manfred. Publisher: Verlag Harald Schubert, Leipzig, Germany.
- No COC** Braun, R., Schubert, J., and Schoeneich, J. 1976. On the mutagenicity of isoniazid. *Biologisches Zentralblatt*. 95 (4). 1976 423-436.
- Unrel** Brokaw Charles J. 1993. Microtubule sliding in reduced-amplitude bending waves of cilia sperm flagella: resolution of metachronous and synchronous sliding components of stable bending waves. *Cell Motility and the Cytoskeleton* 26(2): 144-162.

- Dup** Bruffy, G. R. and Dowdy, R. P. CS Univ. Missouri-Columbia Columbia MO. effect of dietary vanadium on cholesterol metabolism in guinea pigs. (3, 1): p 450 .
- Abstract** Bruffy, GR and Dowdy, RP. 1976. effect of dietary vanadium on cholesterol metabolism in guinea pigs. *Fed. Proc.* 38: 450 (Abstract).
- In Vit** Bukatina, A. E., Son'kin, B. Ya., and Alievskaya, L. L. 1984. interaction of vanadate with the contractile system of the rabbit psoas muscle in active, relaxed and rigor states. *Biofizika (1984)* 29(2): 280-3.
- Alt** Burch, W. M., Hamner, G., and Wuthier, R. E. 1985. phosphotyrosine and phosphoprotein phosphatase activity of alkaline phosphatase in mineralizing cartilage. *Metabolism Clinical and Experimental.* 34 (2). 1985. 169-175.
- Unrel** Burgess, S. A., Carter, D. A., Dover, S. D., and Woolley, D. M. 1991. the inner dynein arm complex: compatible images from freeze-etch and thin section methods of microscopy. *Journal of Cell Science* 100(Pt 2): 319-28.
- In Vit** Burns, M. S., File, D. M., Deline, V., and Galle, P. 1986. matrix effects in secondary ion mass spectrometric analysis of biological tissue. *Scanning Electron Microscopy (Pt 4)*: 1277-90.
- Dup** Burt, C. T., Chen, B., and Hill, C. H. 1991. 31p nmr investigation of vanadium-treated chick muscle. *Biological Trace Element Research* 31(2): 193-8.
- No Dose** Burt, C. Tyler, Chen, Benjamin, and Hill, C. H. 1991. phosphorus-31 nmr investigation of vanadium-treated chick muscle. *Biol. Trace Elem. Res. (1991)* 31(2): 193-8.
- Species** Caballero-Cordoba, Glenys M., Pacheco, Maria Teresa B., and Sgarbieri, Valdemiro C. 1997. chemical composition of yeast biomass (*saccharomyces* sp.) and protein nutritive value of integral or mechanically ruptured cells. *Cienc. Tecnol. Aliment.* 17(2): 102-106 .
- Bio Acc** Cahill, T. M., Anderson, D. W., Elbert, R. A., Perley, B. P., and Johnson, D. R. 1998. elemental profiles in feather samples from a mercury-contaminated lake in central california. *Arch. Environ. Contam. Toxicol.* 35(1): 75-81 .
- Alt** Cam, M. C., Faun, J., and McNeill, J. H. 1995. concentration-dependent glucose-lowering effects of oral vanadyl are maintained following treatment withdrawal in streptozotocin-diabetic rats. *Metab. Clin. Exp.* 44(3): 332-9.
- Alt** Cam, M. C., Li, W. M., and McNeill, J. H. 1997. partial preservation of pancreatic .beta.-cells by vanadium: evidence for long-term amelioration of diabetes. *Metab. Clin. Exp.* 46(7): 769-778.
- Unrel** Cam, M. C., Pederson, R. A., Brownsey, R. W., and McNeill, J. H(A). 1993. long-term effectiveness of oral vanadyl sulphate in streptozotocin-diabetic rats. *Diabetologia* 36(3): 218-224.
- CP** Carabatsos Mary Jo(A) and Albertini David F. 1997. are tyrosine phosphatases required for meiotic cell cycle progression in mouse oocytes? *Biology of Reproduction* 56(SUPPL. 1): 96.
- FL** Cardozo, J. 1998. [teratogenic effect of ammonium metavanadate in swiss albino mice]. <original> efecto teratogenico del metavanadato de amonio sobre el raton albino suizo. *Investigacion Clinica* 39 Suppl 1: 49-53.

- Abstract** Carlson, H. E. and Briggs, J. E. 1982. vanadate suppression of pituitary hormones possible involvement of sodium potassium atpase in Secretion. *Annual Meeting of the Western Section of the American Federation for Clinical Research, Carmel, Calif., Feb. 17-19, 1982. CLIN RES.* 30 (1). 1982. 29a.
- No Oral** Carlton, B. D., Beneke, M. B., and Fisher, G. L. 1982. assessment of the teratogenicity of ammonium vanadate using syrian golden hamsters. *Environmental Research* 29(2): 256-62.
- FL** Carmignani, M., Sabbioni, E., Boscolo, P., Pietra, R., and Ripanti, G. 1989. cardiovascular effects of long-term exposure to vanadate in rats. 106-113.
- FL** Carmignani, M., Volpe, A. R., Boscolo, P., Ripanti, G., and Giuliano, G. 1995. vanadate and cardiovascular system. *Giornale Italiano Di Medicina Del Lavoro* 17(1-6): 51-9.
- FL** Carmignani, M., Volpe, A. R., Grilli, A., Boscolo, P., and Felaco, M. 1997. [neurohumoral, autacoid and transductional mechanisms in the cardiovascular effects of vanadate: histochemical correlations]. <original> meccanismi neuroumorali, autacoidali e trasduzionali negli effetti cardiovasali di vanadato: correlati istochimici. *Giornale Italiano Di Medicina Del Lavoro Ed Ergonomia* 19(1): 20-2.
- In Vit** Carpenter, G. 1981. vanadate, epidermal growth factor and the stimulation of dna synthesis. *Biochemical and Biophysical Research Communications* 102(4): 1115-21.
- In Vit** Carreras, M., Bassols, A. M., Carreras, J., and Climent, F. 1988. effects of vanadate and insulin on glucose 1,6-p2 and fructose 2,6-p2 levels in rat skeletal-muscle. *Biochemistry International* 17(2): 359-366.
- In Vit** Caverzasio, Joseph and Bonjour, Jean Philippe. tyrosine phosphorylation selectively regulates renal cellular phosphate transport. evidence that it mediates the stimulatory effect of insulin-like growth factor-1. *Endocrinology (Baltimore) (1992)* 130(1): 373-80.
- Unrel** Cecchetti, G., Grippaudo, G., Valfre, F., and Santacatterina, G. 1966. [vanadium and experimental caries. vi. spectrochemical study on the effect of vanadium on teeth in golden hamsters treated with escalated doses of vanadium in drinking water]. <original> vanadio e carie sperimentale. vi. ricerca spettrochimica del vanadio su denti di golden hamster trattati con acqua di bevanda addizionata con dosi scalari di v. *Annali Di Stomatologia* 15(7): 525-33.
- Unrel** Chague-Goff, Catherine and Fyfe, William S. effect of permafrost on geochemistry in a canadian peat plateau bog. *Appl. Geochem. (1997)* 12(4): 467-472 .
- Imm** Chakraborty, A. and Chatterjee, M. 1994. enhanced erythropoietin and suppression of .gamma.-glutamyl transpeptidase (ggT) activity in murine lymphoma following administration of vanadium. *Neoplasma (1994)* 41(5): 291-6 .
- Drug** Chakraborty, Anindita, Ghosh, Rumi, Roy, Krishna, Ghosh, Shanta, Chowdhury, Pranab, and Chatterjee, Malay. vanadium: a modifier of drug-metabolizing enzyme patterns and its critical role in cellular proliferation in transplantable murine lymphoma. *Oncology (1995)* 52(4): 310-14.
- No Dose** Chakraborty, D., Bhattacharyya, A., Majumdar, K., and Chatterjee, G. C. 1977. effects of chronic vanadium pentoxide administration on l-ascorbic acid metabolism in rats : influence of l-ascorbic acid supplementation. *Int. J. Vitam. Nutr. Res.* 47(1): 81-7.
- In Vit** Chang, T. M., Hossain, A., and Chang, C. H. 1994. effect of rate of intracellular transport and

diacytosis on cytotoxicity of hybrid toxins. study with hybrids using hepatic asialoglycoprotein receptor-mediated endocytosis. *Biochimica Et Biophysica Acta* 1224(1): 77-88.

- Unrel** Chasteen, N. D., Lord, E. M., Thompson, H. J., and Grady, J. K. 1986. vanadium complexes of transferrin and ferritin in the rat. *Biochimica Et Biophysica Acta* 884(1): 84-92.
- CP** Chasteen, N. Dennis, Lord, Ellen M., and Thompson, Henry J. 1986. vanadium metabolism. vanadyl(iv) electron paramagnetic resonance spectroscopy of selected tissues in the rat. *Front. Bioinorg. Chem. [Lect. Int. Conf. Bioinorg. Chem.]*, 2nd : Meeting Date 1985, 133-41. Editor(s): Xavier, Antonio V. Publisher: VCH, Weinheim, Fed. Rep. Ger..
- Unrel** Chasteen, N. Dennis, Lord, Ellen M., Thompson, Henry J., and Grady, John K. vanadium complexes of transferrin and ferritin in the rat. *Biochim. Biophys. Acta (1986)* 884(1): 84-92.
- In Vit** Chatterjee, D., Chakraborty, M., Leit, M., Neff, L., Jamsa-Kellokumpu, S., Fuchs, R., Bartkiewicz, M., Hernando, N., and Baron, R. 1992. the osteoclast proton pump differs in its pharmacology and catalytic subunits from other vacuolar h(+)-atpases. *Journal of Experimental Biology* 172: 193-204.
- HHE** Cheek, D. B. 1985. the control of cell mass and replication. the dna unit--a personal 20-year study. *Early Human Development* 12(3): 211-39.
- No Oral** Chen, Xiaochun and Wen, Zhijun. 1997. study on the effects of metavanadate on reproductive function in male mice. *Hunan Yixue (1997)* 14(3): 134-135.
- In Vit** Cheung, J. Y., Constantine, J. M., and Bonventre, J. V. 1986. regulation of cytosolic free calcium concentration in cultured renal epithelial cells. *American Journal of Physiology*. 251 (4 Part 2). 1986. F690-F701.
- In Vit** Choate, G. and Mansour, T. E. 1979. studies on heart phospho fructo kinase deca vanadate as a potent allo steric inhibitor at alkaline and acidic ph. *Journal of Biological Chemistry*. 254 (22). 1979. 11457-11462.
- Soil** Chukhlovin, A. B., Yagunov, A. S., Tokalov, S. V., Reshchikov, A. M., and Zharskaya, V. D. 1996. acute effects of metal-enriched soil samples upon immature blood cells and macrophages. *Trace Elem. Electrolytes (1996)* 13(3): 151-154 .
- FL** CIKRT, M. 1987. vanadium a hygienic and toxicological characterization. *PRAC LEK; 38 (10). 1986 (RECD. 1987). 457-462.*
- In Vit** Coan, C., Scales, D. J., and Murphy, A. J. 1986. oligovanadate binding to sarcoplasmic reticulum atpase. evidence for substrate analogue behavior. *Journal of Biological Chemistry* 261(22): 10394-403.
- IMM** Cohen, M. D. , Chen, C. M., and Wei, C. I. 1989. decreased resistance to listeria-monocytogenes in mice following vanadate exposure - effects upon the function of macrophages. *International Journal Of Immunopharmacology* 11(3): 285-292.
- In Vit** Cohen, M. D. and Wei, C. I. 1988. effects of ammonium meta-vanadate treatment upon macrophage glutathione redox cycle activity, superoxide production, and intracellular glutathione status. *Journal Of Leukocyte Biology* 44(2): 122-129.
- No Oral** Cohen, M. D., Wei, C. I., Tan, H., and Kao, K. J. 1986. effect of ammonium metavanadate on the

murine immune response. *J. Toxicol. Environ. Health* (1986) 19(2): 279-98.

- FL** Comar, Dominique and Chevallier, Francois. 1967. concentration of vanadium in rats and its effect on cholesterol synthesis. studies with neutron activation and isotope equilibration. *Bull. Soc. Chim. Biol.* 49(10): 1357-67..
- No Oral** Conklin, A. W., Skinner, S. C., Felten, T. L., and Sanders, C. L. 1982. clearance and distribution of intratracheally instilled vanadium compounds in the rat. *Toxicology Letters* 11(1-2): 199-203.
- No Org** Corder, C. N., Pathak, H., Kumar, A., and Wells, A. 1983. the effects of sodium o vanadate noradrenaline and angiotensin ii on isolated perfused rat kidney glomerular tuft diameter. *Indian Journal of Physiology and Pharmacology.* 27 (3). 1983 (Recd. 1984). 193-199.
- Nutrient** Cornejo, S., Gonzalez, J., Camus, J., Gonzalez, N., and Pokniak, J. 1998. effect of three different sources of dietary phosphorus on broiler chicken production performance. *Arch. Med. Vet.* (1998) 30(2): 37-47.
- In Vit** Cortizo Ana M and Etcheverry Susana B(A). 1995. vanadium derivatives act as growth factor-mimetic compounds upon differentiation and proliferation of osteoblast-like umr106 cells. *Molecular and Cellular Biochemistry* 145(2): 97-102.
- Unrel** Coutts Margaret and Brawerman George(A). 1993. a 5' exoribonuclease from cytoplasmic extracts of mouse sarcoma 180 ascites cells. *Biochimica Et Biophysica Acta* 1173(1): 57-62.
- Unrel** Crans Debbie C(A), Simone Carmen M, Holz Richard C, and Que Lawrence Jr. 1992. interaction of porcine uterine fluid purple acid phosphatase with vanadate and vanadyl cation. *Biochemistry* 31(47): 11731-11739.
- CP** Cui, C. T., Heine, E., Stites, T., Keen, C., Mitchell, A. E., and Rucker, R. B. 1999. influence of dietary vanadium on copper accumulation and lysyl oxidase activity in rat tendon. *FASEB Journal* 13(4 PART 1): A577.
- CP** Cui C-T(A), Chung, K. H., Mitchell, A., Keen, C. L., Uriu-Hare, J. Y., and Rucker, R. B. 1998. dietary vanadium and its influence on copper accumulation in skin and liver. *FASEB Journal* 12(4): A220.
- Abstract** Cupo, M. A. and Donaldson, W. E. 1984. vanadium and chromium effects on lipid metabolism in Chicks. *68th Annual Meeting of the Federation of American Societies for Experimental Biology, St. Louis, Mo., Usa, Apr. 1-6, 1984 Fed Proc.* 43 (3). 1984. Abstract 2307.
- In Vit** Cybulsky, A. V., McTavish, A. J., and Cyr, M. D. 1994. extracellular matrix modulates epidermal growth factor receptor activation in rat glomerular epithelial cells. *Vol. 94, No. 1, Pp. 68-78 J. Clin. Invest.*
- Drug** Da Costa, Teresa H. M. and Williamson, Dermot H. 1993. effects of exogenous insulin or vanadate on disposal of dietary triacylglycerols between mammary gland and adipose tissue in the lactating rat : insulin resistance in white adipose tissue. *Biochem. J.* (1993) 290(2): 557-61.
- Alt** Dai, S. and McNeill, J. H. 1994. one-year treatment of non-diabetic and streptozotocin-diabetic rats with vanadyl sulphate did not alter blood pressure or haematological indices. *Pharmacology & Toxicology* 74(2): 110-5.
- Alt** Dai, S., Thompson, K. H., Vera, E., and McNeill, J. H. 1994. toxicity studies on one-year

treatment of non-diabetic and streptozotocin-diabetic rats with vanadyl sulfate. *Pharmacol. Toxicol. (Copenhagen)* (1994) 75(5): 265-73.

- Phys** Daly, S. E., Blostein, R., and Lane, L. K. 1997. functional consequences of a posttransfection mutation in the h2-h3 cytoplasmic loop of the alpha subunit of na,k-atpase. *Journal of Biological Chemistry* 272(10): 6341-7.
- In Vit** Daniel, T. O. and Ives, H. E. 1987. cyclosporin a inhibits kinase c-independent activation of the na⁺/h⁺ exchanger by pdgf and vanadate. *Biochemical and Biophysical Research Communications* 145(1): 111-7.
- In Vit** Dantzig, J. A. and Goldman, Y. E. 1985. suppression of muscle contraction by vanadate. mechanical and ligand binding studies on glycerol-extracted rabbit fibers. *Journal of General Physiology* 86(3): 305-27.
- CP** Davies, N. T. 1981. an appraisal of the newer trace elements. *Philosophical Transactions of the Royal Society of London. Series B:*
- FL** Davydov, V. F., Latjaeva, V. N., Lineva, A. N., Zimina, S. V., Solov'ev, N. I., and Masaev, S. M. 1948-1949. toxicity of water-soluble cyclopentadienyl vanadium compounds. *Gigiena Truda i Professional'Nye Zabolevanija Mar. 1986*
- CP** De Tata V, Bombara, M., Fierabracci, V., Barbera, M., Novelli, M., Masiello, P., and Bergamini, E. 1996. oral vanadyl sulphate does not correct dexamethasone-induced hyperglycaemia in aging rats but modifies insulin responsiveness in the isolated perfused pancreas. *Diabetologia* 39(SUPPL. 1): A124.
- Phys** De Tata, V., Novelli, M., Cavallini, G., Masiello, P., Gori, Z., and Bergamini, E. 1993. beneficial effects of the oral administration of vanadyl sulphate on glucose metabolism in senescent rats. *Journal of Gerontology* 48(5): B191-5.
- No Oral** Delamere, N. A. and Williams, R. N. 1985. the influence of reserpine and propranolol upon the iop response to vanadate in the rabbit. *Investigative Ophthalmology & Visual Science* 26(10): 1442-5.
- No Oral** Deville de Periere, D., Poucheret, P., Egea, J. C., Gross, R., Masiello, P., Cros, G., Serrano, J. J., and Ribes, G. 1998. vanadyl treatment normalizes submandibular salivary gland insulin-like immunoreactivity in streptozotocin-diabetic rats. *Hormone and Metabolic Research* 30(3): 150-2.
- Alt** Dhananjay Gupta, Jayadev Raju, and Baquer, N. Z. 1999 . modulation of some gluconeogenic enzyme activities in diabetic ratliver and kidney: effect of antidiabetic compounds. *Indian Journal of Experimental Biology* 37(2): 196-199.
- No Org** Di Salvo Joseph(A), Semenchuk Lori A, and Lauer Janelle. 1993. vanadate-induced contraction of smooth muscle and enhanced protein tyrosine phosphorylation. *Archives of Biochemistry and Biophysics* 304(2): 386-391.
- Carcin** Ding, M., Li, J. J., Leonard, S. S., Ye, J. P., Shi, X., Colburn, N. H., Castranova, V., and Vallyathan, V. 1999. vanadate-induced activation of activator protein-1: role of reactive oxygen Species. *Carcinogenesis (Oxford);* 20 (4). 1999. 663-668.
- Unrel** Dohet Catherine(A), Al-Hillawi Eman, Trayer Ian P, and Rueegg, J. C. 1995. reconstitution of

skinned cardiac fibres with human recombinant cardiac troponin-i mutants and troponin-c. *FEBS Letters* 377(2): 131-134.

- Alt** Domingo, J. L., Gomez, M., Llobet, J. M., Corbella, J., and Keen, C. L. 1991. oral vanadium administration to streptozotocin-diabetic rats has marked negative side-effects which are independent of the form of vanadium used. *Toxicology (1991)* 66(3): 279-87.
- Alt** Domingo, J. L., Gomez, M., Sanchez, D. J., Llobet, J. M., Corbella, J., and Keen, C. L. 1994. normalization of hyperglycemia by vanadate or vanadyl treatment in diabetic rats : pharmacological and toxicological aspects. *Trace Elem. Electrolytes (1994)* 11(1): 16-22
- Food** Domingo, J. L., Gomez, M., Sanchez, D. J., Llobet, J. M., and Keen, C. L. 1994. relationship between reduction in food intake and amelioration of hyperglycemia by oral vanadate in stz-induced diabetic rats [letter; comment]. *Diabetes* 43(10): 1267, 1269-70.
- No Oral** Domingo, J. L., Gomez, M., Sanchez, D. J., Llobet, J. M., and Keen, C. L. 1992. tiron administration minimizes the toxicity of vanadate but not its insulin mimetic properties in diabetic rats. *Life Sci. (1992)* 50(18): 1311-17.
- No Oral** Domingo, J. L., Llobet, J. M., and Corbella, J. 1985. protection of mice against the lethal effects of sodium metavanadate: a quantitative comparison of a number of chelating agents. *Toxicology Letters* 26(2-3): 95-9.
- No Oral** Domingo, J. L., Llobet, J. M., Tomas, J. M., and Corbella, J. 1986. influence of chelating agents on the toxicity, distribution and excretion of vanadium in mice. *J. Appl. Toxicol.* 6(5): 337-41
- Alt** Domingo, J. L., Ortega, A., Llobet, J. M., and Keen, C. L. 1991. no improvement of glucose homeostasis in diabetic rats by vanadate treatment when given by gavage. *Trace Elem. Med. (1991)* 8(4): 181-6.
- Alt** Domingo, J. L., Sanchez, D. J., Gomez, M., Llobet, J. M., and Corbella, J. 1992. administration of vanadyl sulfate by gavage does not normalize blood glucose levels in streptozotocin-induced diabetic rats. *Research Communications in Chemical Pathology and Pharmacology* 75(3)
- Drug** Domingo, J. L., Sanchez, D. J., Gomez, M., Llobet, J. M., and Corbella, J. 1993. oral vanadate and tiron in treatment of diabetes mellitus in rats : improvement of glucose homeostasis and negative side-effects. *Vet. Hum. Toxicol. (1993)* 35(6): 495-500.
- No COC** Domingo Jose L. 1995. prevention by chelating agents of metal-induced developmental toxicity. *Reproductive Toxicology* 9(2): 105-113.
- Rev** Domingo, Jose L. 1996. vanadium: a review of the reproductive and developmental toxicity. *Reprod. Toxicol.* 10(3): 175-182 .
- No Oral** Domingo, Jose L., Bosque, M. Angeles, Luna, Margarita, and Corbella, Jacinto. 1993. prevention by tiron (sodium 4,5-dihydroxybenzene-1,3-disulfonate) of vanadate-induced developmental toxicity in mice. *Teratology (1993)* 48(2): 133-8.
- Unrel** Dominici, J. T., Sammon, P. J., Drummond, J. F., Lifland, M. I., Geissler, R., and Okazaki, K. 1994. an evaluation of electrodischarged prototype implants in rabbit tibia: a preliminary study. *Journal of Oral Implantology* 20(4): 299-306.
- Drug** Donahue, Brian S. and Morgan, Edward T. 1990. effects of vanadate on hepatic cytochrome p-450

expression in streptozotocin-diabetic rats. *Drug Metab. Dispos.* (1990) 18(4): 519-26.

- No Oral** Donaldson, J., Hemming, R., and LaBella, F. 1985. vanadium exposure enhances lipid peroxidation in the kidney of rats and mice. *Canadian Journal of Physiology and Pharmacology* 63(3): 196-9.
- Unrel** Dostal, J. and Mueller, W. 1996. an archean oceanic felsic dike swarm in a nascent arc: the hunter mine group, abitibi greenstone belt, canada. *J. Volcanol. Geotherm. Res.* (1996) 72(1-2): 37-57 .
- Abstract** Dowdy, R. P. and Topping, S. 1981. effect of dietary vanadium on oral glucose-tolerance in guinea-pigs. *Federation Proceedings* 40: 886.
- FL** Drebeckas, V., Vaitiekuniene, D., Nemsadse, O., and Mirsiaschwili, S. 1989 . physiological role of the trace element vanadium. 129-134.
- CP** Drebeckas, V. and Zabulyte, D. 1997. effect of vanadium, titanium and chromium on the animal organism. *Mengen- Spurenelem., Arbeitstag., 17th* : 697-698.
- Unrel** Dreher, Kevin L., Jaskot, Richard H., Lehmann, James R., Richards, Judy H., McGee, John K., Ghio, Andrew J., and Costa, Daniel L. 1997. soluble transition metals mediate residual oil fly ash induced acute lung injury. *J. Toxicol. Environ. Health* (1997) 50(3): 285-305.
- BioX** Dreskin Stephen C. 1995. atp-dependent activation of phospholipase c by antigen, noca, na-3vo-4, and gtp-gamma-s in permeabilized rbl cell ghosts: differential augmentation by atp, phosphoenolpyruvate and phosphocreatine. *Molecular and Cellular Biochemistry* 146(2): 165-170.
- Unrel** Dube, Benoit, Dunning, Greg, and Lauziere, Kathleen. 1998. geology of the hope brook mine, newfoundland, canada: a preserved late proterozoic high-sulfidation epithermal gold deposit and its implications for exploration. *Econ. Geol.* (1998) 93(4): 405-436 .
- In Vit** DuBose, T. D. Jr, Caflisch, C. R., and Bidani, A. 1984. role of metabolic co2 production in the generation of elevated renal cortical pco2. *American Journal of Physiology* 246(5 Pt 2): F592-9.
- In Vit** Duckworth, W. C., Solomon, S. S., Liepnieks, J., Hamel, F. G., Hand, S., and Peavy, D. E. 1988. insulin-like effects of vanadate in isolated rat adipocytes. *Endocrinology* 122(5): 2285-2289.
- No Org** Dunah, A. W., Yasuda, R. P., and Wolfe, B. B. 1998. developmental regulation of tyrosine phosphorylation of the nr2d nmda glutamate receptor subunit in rat central nervous system. *Journal of Neurochemistry* 71(5): 1926-34.
- HHE** Dunlop, M. and Clark, S. 1993. activation of phospholipase d in cho cells transfected with the human epidermal growth factor (egf) receptor: differential effects of protein kinase c activation and egf. *Biochimica Et Biophysica Acta* 1220(1): 43-8.
- In Vit** Dux, L. 1985. membrane crystals of ca2+-atpase in sarcoplasmic reticulum of developing muscle. *FEBS Letters* 183(1): 177-81.
- In Vit** Dux, Laszlo. 1985. membrane crystals of calcium atpase in sarcoplasmic reticulum of developing muscle. *FEBS Lett.* (1985) 183(1): 177-81.
- Unrel** Eales, H. V. 1990. the birds river intrusion - a quantitative model for karoo central province basalt fractionation. *S. Afr. J. Geol.* (1990) 93(5-6): 717-28 .

- Rev** Eastin, W. C. and D. J. Hoffman. 1978.: 561-582.
- No Dose** Edel, J. , Pietra, R., Sabbioni, E., Marafante, E., Springer, A., and Ubertalli, L. 1984. disposition of vanadium in rat tissues at different age. *Chemosphere (1984)* 13(1): 87-93.
- Abstract** Edens, F. W. and Hill, C. H. 1994. influence of dietary phosphorus and trace amounts of vanadium on expression of heat shock proteins in peripheral blood leukocytes of broiler chickens. *Poultry Science Poultry Science*. 73(SUPPL. 1): 79.
- In Vit** Edwards, G. M., Wilford, F. H., Liu, X., Hennighausen, L., Djiane, J., and Streuli, C. H. 1998. regulation of mammary differentiation by extracellular matrix involves protein-tyrosine phosphatases. *Journal of Biological Chemistry* 273(16): 9495-500.
- Mix** Edwards, H. M. 1987. effects of thiuram disulfiram and a trace element mixture on the incidence of tibial dyschondroplasia in chickens. *Journal of Nutrition*. 117(5): 964-969.
- In Vit** Edwards, R. M. and Grantham, J. J. 1983. inhibition of vasopressin action by vanadate in the cortical collecting tubule. *American Journal of Physiology* 245(6): F772-7.
- In Vit** Ehrhart J-C, Rollet, E., Komano, O., Creuzet, C., and Loeb, J. 1983. characterization of the epidermal growth factor dependent phosphorylation system from normal mouse liver sinusoidal plasma membranes. *European Journal of Biochemistry*. 136 (1). 1983. 31-40.
- Unrel** Ehrlich, H. P., Keefer, K. A., Myers, R. L., and Passaniti, A. 1999. vanadate and the absence of myofibroblasts in wound contraction. *Archives of Surgery* 134(5): 494-501.
- In Vit** Elberg, Gerard, Li, Jinping, and Shechter, Yoram. 1994. vanadium activates or inhibits receptor and non-receptor protein tyrosine kinases in cell-free experiments, depending on its oxidation state. possible role of endogenous vanadium in controlling cellular protein tyrosine kinase activity. *J. Biol. Chem. (1994)* 269(13): 9521-7.
- Unrel** Endo, M. 1993. [effects of vanadate on glucose metabolism of the streptozotocin-diabetic rat lens]. *Nippon Ganka Gakkai Zasshi* 97(3): 333-9.
- No Oral** Endo, Minoru, Nagata, Masao, Adachi, Kazuhiko, and Tamai, Akihiko. 1995. effects of vanadate on glucose metabolism in the streptozotocin-diabetic rat lens. *Yonago Acta Med. (1995)* Volume Date 1995, 38(2): 109-16.
- No Oral** Enomoto, S., Yanaga, M., Hirunuma, R., Endo, K., Ambe, S., and Ambe, F. 1995. behavior and metabolism of various rare-earth elements studied in rats by the multitracer technique. *Kidorui (1995)* : 26, 406-7 .
- Method** Epping, R. J. and Bygrave, F. L. 1984. a procedure for the rapid isolation from rat liver of plasma membrane vesicles exhibiting calcium transport and calcium atpase activities. *BIOCHEM J. Biochemical Journal*. 223 (3). 1984. 733-746.
- In Vit** Eriksson, J. W., Lonroth, P., and Smith, U. 1992. vanadate increases cell surface insulin binding and improves insulin sensitivity in both normal and insulin-resistant rat adipocytes. *Diabetologia* 35(6): 510-6.
- Phys** Espino, P. C., Harvey, R., Schweickhardt, R. L., White, G. A., Smith, A. E., and Cheng, S. H. 1990. the amino-terminal region of pp60c-src has a modulatory role and contains multiple sites of tyrosine phosphorylation. *Oncogene* 5(3): 283-93.

- No Control** Eyal, A. and Moran, E. T. Jr. 1984. egg changes associated with reduced interior quality because of dietary vanadium toxicity in the hen. *Poult. Sci. (1984)* 63(7): 1378-85 .
- Surv** Fabregue, P. 1973. recording of reproductive performance, development and genetic improvement in the charolais. *Elevage Et Insemination* (138): 3-14.
- Unrel** Fagard, R., Gacon, G., Boissel, J. P., Reibel, L., Piau, J. P., Fischer, S., Schapira, G., and Accary, J. P. 1985. detection of tyrosine-specific protein kinases with gastrin as exogenous substrate. *Journal of Biochemical and Biophysical Methods* 10(5-6): 307-14.
- Phys** Famulski, K. S., Pikula, S., Wrzosek, A., and Wojtczak, A. B. 1990. the effect of calcium and calmodulin on the inhibition of calcium magnesium atpase in erythrocyte ghost membranes by nonpolar and polar carbodiimides. *Cell Calcium. 11 (4). 1990.* 275-280.
- Surv** Fang, S., Huang, M., Feng, W., Liu, S., Zhang, A., Yu, J., He, G., Li, S., Li, G., Huang, X., and Liu, C. 1994. study on the eds of male reproductive organs of the giant pandas. *Sichuan Daxue Xuebao.* 31(2): 269-274.
- No Dose** Fang Shengguo, Huang Min, Feng Wenhe, Liu Shaolong, Zhang Anju, Yu Jianqiou, He Guangxin, Li Shaochang, Li Guangan, Huang Xiangming, and Liu Chenguang. 1994. study on the eds of male reproductive organs of the giant pandas. *Sichuan Daxue Xuebao (Ziran Kexueban)* 31(2): 269-274 .
- FL** Faria de Rodriguez, C. 1998. [role of vanadium in metabolism]. <original> papel del vanadio en el metabolismo. *Investigacion Clinica* 39 Suppl 1: 17-27.
- FL** Faria de Rodriguez, C., Villalobos, H., and Nava de Leal, C. 1998. [teratogenic effects of ammonium metavanadate on the ens of the offspring of albino rats. a histological and histochemical study]. <original> efecto teratogenico del metavanadato de amonio en el snc de la descendencia de ratas albinas. estudio histologico e histoquimico. *Investigacion Clinica* 39 Suppl 1: 55-85.
- In Vit** Farley, J. R., Puzas, J. E., and Baylink, D. J. 1982. effect of skeletal alkaline phosphatase inhibitors on bone cell proliferation in vitro. *Mineral and Electrolyte Metabolism* 7(6): 316-23.
- Phys** Feldman, R. A., Lowy, D. R., and Vass, W. C. 1990. selective potentiation of c-fps/fes transforming activity by a phosphatase inhibitor. *Oncogene Research* 5(3): 187-97.
- Mix** Fendick, E. A., Stevens, G. L., Brown, R. J., and Jordan, W. P. 1989. element content in tissues of four rodent species sampled in the geysers geothermal steamfield. *Environ. Pollut. (1989)* 58(2-3): 155-78 .
- Alt** Ferber, S., Meyerovitch, J., Kriauciunas, K. M., and Kahn, C. R. 1994. vanadate normalizes hyperglycemia and phosphoenolpyruvate carboxykinas mrna levels in ob/ob mice. *Metabolism, Clinical And Experimental.* 43(11): 1346-1354.
- Unrel** Fernandez, A., Cantabrana, B., and Hidalgo A(A). 1993. estrogen and antiestrogen non-genomic effect in rat uterus contraction in calcium-free solution. *General Pharmacology* 24(2): 391-395.
- Unrel** Fernandez, A. I., Cantabrana, B., and Hidalgo A(A). 1993. effects of phorbol-12,13-dibutyrate and h-7 in extravascular smooth muscle contraction. *Pharmacology (Basel)* 47(3): 152-157.
- Drug** Fernandez, A. I., Cantabrana, B., Sanchez, M., and Hidalgo A(A). 1995. extracellular and intracellular effects of polyamines on smooth muscle contractions. *Life Sciences* 57(9): 855-861.

- Oil** Feuston, Maureen H. Stonybrook Laboratories Inc Princeton NJ, Mackerer, Carl R., Schreiner, C. A., and Hamilton, Carrie E. systemic toxicity of dermally applied crude oils in rats. *J Toxicol Environ Health*. V51, N4, P387(13)
- In Vit** Figiel, I. and Kaczmarek, L. 1997. orthovanadate induces cell death in rat dentate gyrus primary culture. *Neuroreport* 8(11): 2465-70.
- Rev** Fishbein, L. 1987. trace and ultra trace-elements in nutrition - an overview .1. zinc, copper, chromium, vanadium and nickel. *Toxicological And Environmental Chemistry*. 14(1-2): 73-99.
- In Vit** Folbergrova, J. and Mares, P. 1987. vanadate inhibition of rat cerebral cortex na⁺,k⁺-atpase during postnatal development. *Neurochemical Research* 12(6): 537-40.
- FL** Frank, A., Kristiansson, L., and Petersson, L. R. 1990. vanadium poisoning in cattle - the first known case in sweden. *Svensk Veterinartidning* 42(11): 447-451.
- Surv** Frank, A., Madej, A., Galgan, V., and Petersson, L. R. 1996. vanadium poisoning of cattle with basic slag. concentrations in tissues from poisoned animals and from a reference, slaughter-house material. *Science of the Total Environment* 181(1): 73-92.
- Phys** Fuchs, F. and Wang, Y. P. 1991. force, length, and ca⁽²⁺⁾-troponin c affinity in skeletal muscle. *American Journal of Physiology* 261(5 Pt 1): C787-92.
- Unrel** Fulceri, R., Bellomo, G., Gamberucci, A., Scott, H. M., Burchell, A., and Benedetti, A. 1992. permeability of rat liver microsomal membrane to glucose 6-phosphate. *Biochemical Journal* 286(Pt 3): 813-7.
- Phys** Furnsinn, C., Englisch, R., Ebner, K., Nowotny, P., Vogl, C., and Waldhausl, W. 1996. insulin-like vs. non-insulin-like stimulation of glucose metabolism by vanadium, tungsten, and selenium compounds in rat muscle. *Life Sci*. 59(23): 1989-2000.
- Acu** Furnsinn, C, Leitner, G, Roden, M, Osterode, W, and Waldhausl, W. 1995. improved glucose tolerance by acute vanadate but not by selenate exposure in genetically obese rats (fa/fa). *Int. J. Obes. (1995)* 19(7): 458-63.
- In Vit** Furuno, Koji, Suetsugu, Tatsuya, and Sugihara, Narumi. 1996. effects of metal ions on lipid peroxidation in cultured rat hepatocytes loaded with .alpha.-linolenic acid. *J. Toxicol. Environ. Health (1996)* 48(2): 121-129 .
- CP** Gajra-Bhattacharyya, Bani, Talukder, Geeta, and Sharma, Archana. 1981. serum lipoprotein patterns in rats and the effects of some pollutants. *Proc. Indian Natl. Sci. Acad. Part B*. 47(3): 370-9.
- Alt** Ganguli, Supriya, Reuland, Donald J., Franklin, LeRoy A., and Tucker, Mark. 1994. effect of vanadate on reproductive efficiency in normal and streptozocin-treated diabetic rats. *Metab. Clin. Exp.* 43(11): 1384-8.
- CP** Gatti Jean-Luc and Dacheux Jean-Louis. 1992. characterization of boar sperm dynein by immunological cross-reaction and photocleavage uv-vanadate dependent. *Cell Motility and the Cytoskeleton* 23(4): 305.
- Unrel** Gavett, Stephen H., Madison, Sharon L., Dreher, Kevin L., Winsett, Darrell W., Mcgee, John K., and Costa, Daniel L. 1997. metal and sulfate composition of residual oil fly ash determines airway hyperreactivity and lung injury in rats. *Environ. Res. (1997)* 72(2): 162-172.

- Method** Geissler R(A), Sammon, P., Drummond, J., Dominici, J., and Okazaki, K. 1992. scanning electron microscopic and energy dispersive spectroscopic analysis of porous titanium alloy implants. *Journal of Trace and Microprobe Techniques* 10(2-3): 239-255.
- No Oral** Gelato, M. C., Alexander, D., and Marsh, K. 1992. differential tissue regulation of insulin-like growth factor binding proteins in experimental diabetes mellitus in the rat. *Diabetes* 41(12): 1511-9.
- In Vit** Gentleman, S., Reid, T. W., and Martensen, T. M. 1987. vanadate stimulation of phosphotyrosine protein-levels in quiescent nakano mouse lens cells. *Experimental Eye Research* 44(4): 587-594.
- HHE** George, R. J. and Parker, C. W. 1990. preliminary characterization of phosphotyrosine phosphatase activities in human peripheral blood lymphocytes: identification of cd45 as a phosphotyrosine phosphatase. *Journal of Cellular Biochemistry* 42(2): 71-81.
- In Vit** Gesser, H. and Joergensen, E. 1983. effect of vanadate and of removal of extracellular ca super(2+) and na super(+) on tension development and super(45)ca efflux in rat and frog myocardium. *Vol. 76C, No. 1, Pp. 199-202 Comp. Chem. Physiol., C.*
- In Vit** Gesser, H. and Jorgensen, E. 1983. effect of vanadate and of removal of extracellular ca-2+ and na+ on tension development and ca-45 efflux in rat and frog myocardium. *Comparative Biochemistry And Physiology C-Comparative Pharmacology And Toxicology* 76(1): 199-202.
- In Vit** Gesser, H. and Jorgensen, E. 1983. effect of vanadate and of removal of extracellular calcium and sodium on tension development and calcium-45 labeled efflux in rat rattus-norvegicus and frog rana-temporaria myo cardium. *Comparative Biochemistry and Physiology C Comparative Pharmacology and Toxicology*. 76 (1). 1983. 199-202.
- No Dose** Ghishan, F. K. and Arab, N. 1988. active calcium transport by intestinal endoplasmic reticulum during maturation. *American Journal of Physiology*. 254 (1 Part 1). 1988. G74-G80.
- Phys** Gilbertson Timothy A(A), Avenet Patrick, Kinnamon Sue C, and Roper Stephend. 1992. proton currents through amiloride-sensitive sodium channels in hamster taste cells: role in acid transduction. *Journal of General Physiology* 100(5): 803-824.
- Alt** Gilles, R., Duchene, C., and Lambert, I. 1983. effect of osmotic shocks on rabbit kidney cortex slices. *American Journal of Physiology*. 244 (6). 1983. F696-F705.
- In Vit** Glasgow, W. C., Hill, E. M., McGown, S. R., Tomer, K. B., and Eling, T. E. 1996. regulation of 13(s)-hydroxyoctadecadienoic acid biosynthesis in syrian hamster embryo fibroblasts by the epidermal growth factor receptor tyrosine kinase. *Molecular Pharmacology* 49(6): 1042-8.
- Aquatic** Goldberg, E. D. 1972. *Baseline Studies of Pollutants in the Marine Environment and Research Recommendations. NSF/IDOE-74-26*
- Phys** Golenhofen, N., Ness, W., Koob, R., Htun, P., Schaper, W., and Drenckhahn, D. 1998. ischemia-induced phosphorylation and translocation of stress protein alpha b-crystallin to z lines of myocardium. *American Journal of Physiology* 274(5 Pt 2): H1457-64.
- No Oral** Gomez, M., Domingo, J. L., Llobet, J. M., and Corbella, J. 1991. effectiveness of some chelating agents on distribution and excretion of vanadium in rats after prolonged oral administration. *J. Appl. Toxicol. (1991)* 11(3): 195-8.
- Abstract** Gomez, M., Ortega, A., Paternain, J. L., Domingo, J. L., Llobet, J. M., and Corbella, J. 1990.

- embryotoxicity and teratogenicity of vanadyl sulphate in mice. *Trace Elem Med.* 7(2): 70.
- No Oral** Gomez, M., Sanchez, D. J., Domingo, J. L., and Corbella, J. 1992. embryotoxic and teratogenic effects of intraperitoneally administered metavanadate in mice. *J. Toxicol. Environ. Health* (1992) 37(1): 47-56.
- No Oral** Goodman, S. B., Davidson, J. A., Song, Y., Martial, N., and Fornasier, V. L. 1996. histomorphological reaction of bone to different concentrations of phagocytosable particles of high-density polyethylene and ti-6al-4v alloy in vivo. *Biomaterials* 17(20): 1943-7.
- In Vit** Goransson, O., Wijkander, J., Manganiello, V., and Degerman, E. 1998. insulin-induced translocation of protein kinase b to the plasma membrane in rat adipocytes. *Biochemical and Biophysical Research Communications* 246(1): 249-54.
- Unrel** Gordon, D. E., Kirschner, S. B., Manning, S. D., and Wei, R. P. 1984. *Development of Fatigue and Crack Propagation Design & Analysis Methodology in a Corrosive Environment for Typical Mechanically-Fastened Joints. Volume 4. Phase 2 Test and Fractographic Results.* <NOTE> Final Rept. Sep 82-Aug 84. NADC-83126-60-VOL-4
- No Org** Gordon, Douglas J. and Fenske, Richard F. 1982. theoretical study of o-quinone complexes of chromium and vanadium. *Inorg. Chem.* (1982) 21(8): 2907-15 .
- Phys** Gordon, Y. J., Romanowski, E., Berman, J., Vikoren, P., Lin, L. S., Schlessinger, D., and Araullo-Cruz, T. 1990. vanadate promotes reactivation and iontophoresis-induced ocular shedding of latent hsv-1 w in different host animals. *Current Eye Research* 9(10): 1015-21.
- Unrel** Gorospe Myriam, Wang Xiantao, and Holbrook Nikki J(A). 1998. p53-dependent elevation of p21^{waf1} expression by uv light is mediated through mrna stabilization and involves a vanadate-sensitive regulatory system. *Molecular and Cellular Biology* 18(3): 1400-1407.
- FL** Gorski, Michal and Zaporowska, Halina. 1983. growth and changes in the internal organs and blood of wistar rats in chronic vanadium poisoning. *Ann. Univ. Mariae Curie-Sklodowska Sect. C* (1983): Volume Date 1982, 37, 59-65, 2 plates.
- No Oral** Gorski, Michal and Zaporowska, Halina. 1982. protective effect of ascorbic acid in acute vanadium poisoning of wistar rats. *Arch. Med. Sadowej Kryminol.* (1982) 32(3-4): 91-5.
- Phys** Gottschall, E. B., Fernyak, S., Wuertemberger, G., and Voelkel, N. F. 1992. almitrine mimics hypoxic vasoconstriction in isolated rat lungs. *American Journal of Physiology.* 263 (2 Part 2). 1992. H383-H391.
- Drug** Green, A. 1986. the insulin-like effect of sodium vanadate on adipocyte glucose-transport is mediated at a post-insulin-receptor level. *Biochemical Journal* 238(3): 663-669.
- Unrel** Gregoire, Michel, Lorand, Jean Pierre, Cottin, Jean Yves, Giret, Andre, Mattielli, Nadine, and Weis, Dominique. 1997. xenoliths evidence for a refractory oceanic mantle percolated by basaltic melts beneath the kerguelen archipelago. *Eur. J. Mineral.* (1997) 9(5): 1085-1100 .
- CP** Grinde, E., Naess, V., Fladeby, C., and Serek-Hanssen, G. 1996. transport of glucose and amino acids in bovine chromaffin cells: effects of insulin-like growth factor and vanadate. *Journal of Physiology (Cambridge)* 493P (0): 126S.
- Unrel** Grippaudo, G., Santacatterina, G., Cecchetti, G., and Valfre, F. 1966. [vanadium and experimental caries. iv. effect of vanadium on experimental caries in golden hamsters]. <original> vanadio e

carie sperimentale. iv. effetti del vanadio sulla carie sperimentale del golden hamster. *Annali Di Stomatologia* 15(5): 383-96.

- Phys** Grisendi Silvia, Arpin Monique, and Crepaldi Tiziana(A). 1998. effect of hepatocyte growth factor on assembly of zonula occludens-1 protein at the plasma membrane. *Journal of Cellular Physiology* 176(3): 465-471.
- CP** Guerri, C. and Grisolia, S. 1980. potentiation of ethanol toxicity by lithium and vanadate. *Anim. Models Alcohol Res. [Proc. Int. Conf.]* : Meeting Date 1979, 323-8. Editor(s): Eriksson, Kalervo; Sinclair, John David; Kiiianmaa, Kalervo. Publisher: Academic, London, Engl.
- Unrel** Guerri, Consuelo, Ribelles, Milagro, and Grisolia, Santiago. 1981. effects of lithium, and lithium and alcohol administration on sodium, potassium-atpase. *Biochem. Pharmacol. (1981)* 30(1): 25-30.
- Species** Guranowski, A., Starzynska, E., Barnes, L. D., Robinson, A. K., and Liu, S. 1998. adenosine 5'-tetraphosphate phosphohydrolase activity is an inherent property of soluble exopolyphosphatase from yeast *saccharomyces cerevisiae*. *Biochimica Et Biophysica Acta = International Journal Of Biochemistry And Biophysics.* 1380(2): 232-238.
- Unrel** Gustafsson, S. and Zhong, W. W. 1985. recovery of vanadium from hot metal. *International Journal Of Mineral Processing* 15(1-2): 103-115.
- No COC** Gutierrez, M., Fernandez, A. I., Revuelta, M. P., Cantabrana, B., and Hidalgo, A. 1998. partial contribution of polyamines to the relaxant effect of 17 alpha-estradiol in rat uterine smooth muscle. *General Pharmacology* 30(1): 71-7.
- Drug** Gutierrez, M., Hidalgo, A., and Cantabrana B(A). 1996. spasmolytic activity of a lipidic extract from *sabal serrulata* fruits: further study of the mechanisms underlying this activity. *Planta Medica* 62(6): 507-511.
- Rev** Hackett, P. L. and Kelman, B. J. 1983. availability of toxic trace metals to the conceptus. *The Science of the Total Environment.* 28: 433-442.
- No Oral** Haddy, F. J. 1987. potassium, na⁺-k⁺ pump inhibitor and low-renin hypertension. *Clinical and Investigative Medicine. Medecine Clinique Et*
- Abstract** Hafez, YSM and Kratzer, FH. 1976. the effect of pharmacological levels of dietary vanadium on the egg production, shell thickness and egg yolk cholesterol in laying hens and coturnix. *Poult. Sci.* 55: 923.
- Alt** Hajjar, J. J., Dobish, M. P., and Tomicic, T. K. 1989. reversal by vanadate of the effect of diabetes on intestinal growth and transport. *Diabetes Research* 10(3): 139-41.
- Unrel** Halang, W. and Bohnensack, R. 1986. quantification of sperm motility by a turbidimetric assay correlation to cellular respiration.. *Biomedica Biochimica Acta.* 45 (3). 1986. 331-342.
- Unrel** Haldi, J. and Wynn, W. 1964. *Alkalinity Vs. Phosphate and Other Dietary Factors in the Control of Dental Caries.* <NOTE> Final Progress Rept
- HHE** Halleen, J., Hentunen, T. A., Hellman, J., and Vaeaenaenen, H. K. 1996. tartrate-resistant acid phosphatase from human bone: purification and development of an immunoassay. *Vol. 11, No. 10, Pp. 1444-1452* J. Bone Miner. Res.

- No Oral** Hamada Tatsuo. 1994. a new experimental system of using fertile chick eggs to evaluate vanadium absorption and antidotal effectiveness to prevent vanadium uptake. *Journal of Nutritional Biochemistry* 5(8): 382-388.
- Drug** Hamel, Frederick G., Solomon, Solomon S., Jespersen, Amy Stranik, Blotcky, Alan, Rack, Edward, and Duckworth, William C. 1993. alteration of tissue vanadium content in diabetes. *Metab. Clin. Exp.* 42(12): 1503-5.
- Abstract** Hanna, L., Peters, J. M., Wiley, L. M., Clegg, M. S., and Keen, C. L. 1996. comparative effects of essential and nonessential metals on preimplantation mouse embryo development. *Experimental Biology* 96
- Abstract** Hansard, S. L., Ammerman, C. B., Miller, S. M., and Loggins, P. E. 1974. dietary vanadium toxicity in sheep. *Journal of Animal Science.* 38(No.1): 231.
- Bio Acc** Hansard, S. L. II, Ammerman, C. B., Henry, P. R., and Patterson, B. W. 1986. vanadium metabolism in sheep. 3. influence of dietary vanadium on kinetics of ⁴⁸v administered orally or intravenously and comparison of compartmental and graphical models. *Journal of Animal Science* 62(3): 804-812.
- Diss** Hansard, SL II. toxicity and physiological movement of vanadium in the sheep and rat. *Ph.D. Thesis.*
- In Vit** Harano, T. and Mizuno, K. 1994. phorbol ester-induced activation of a membrane-bound candidate pro-transforming growth factor- α processing enzyme. *Journal of Biological Chemistry* 269(32): 20305-11.
- In Vit** Harikumar, P. and Reeves, J. P. 1983. the lysosomal proton pump is electrogenic. *Journal of Biological Chemistry* 258(17): 10403-10.
- No Oral** Harris, Wesley R., Friedman, Stephen B., and Silberman, David. 1984. behavior of vanadate and vanadyl ion in canine blood. *J. Inorg. Biochem. (1984)* 20(2): 157-69.
- In Vit** Hathcock, JN, Hill, CH, and Tove, SB. 1966. uncoupling of oxidative phosphorylation by vanadate. *Can. J. Biochem.* 44: 983.
- In Vit** Heidenreich, K. A. and Kummer, J. L. 1996. inhibition of p38 mitogen-activated protein kinase by insulin in cultured fetal neurons. *Journal of Biological Chemistry* 271(17): 9891-4.
- In Vit** Helmke Steve, Lohse Kathryn, Mikule Keith, Wood Malcolm R, and Pfenninger Karl H(A). 1998. SRC binding to the cytoskeleton, triggered by growth cone attachment to laminin, is protein tyrosine phosphatase-dependent. *Journal of Cell Science* 111(16): 2465-2475.
- Alt** Henquin, J. C., Carton, F., Ongemba, L. N., and Becker, D. J. 1994. improvement of mild hypoinsulinemic diabetes in the rat by low non-toxic doses of vanadate. *J. Endocrinol. (1994)* 142(3): 555-61.
- Phys** Henriksen, E. J. 1991. effects of phenylarsine oxide on insulin-stimulated system a amino acid uptake in skeletal muscle. *American Journal of Physiology* 261(4 Pt 1): C608-13.
- Unrel** Herendeen Patrick S(A), Crepet William L, and Nixon Kevin C. 1993. chloranthus-like stamens from the upper cretaceous of new jersey. *American Journal of Botany* 80(8): 865-871.
- Alt** Herzig, J. W., Peterson, J. W., Ruegg, J. C., and Solaro, R. J. 1981. vanadate and phosphate ions

reduce tension and increase cross bridge kinetics in chemically skinned heart muscle. *Biochimica Et Biophysica Acta.* 672 (2). 1981. 191-196.

- Unrel** Hess, H. 1982. *Waste Water Recovery System for Reduction of the Draining of Salt Freight and for Better Rat Material Recovery in the Production of Vanadium.* <NOTE> Final Report, Mar. 1982. BMFT-FB-T-82-179; ISSN-0340-7608
- Drug** Hidalgo A(A), Cantabrana, B., and Perez-Vallina, J. R. 1998. contribution of camp to the inhibitory effect of non-steroidal anti-inflammatory drugs in rat uterine smooth muscle. *Journal of Autonomic Pharmacology* 18(1): 31-37.
- No COC** Higashino, H., Bogden, J. D., Lavenhar, M. A., Bauman, J. W. Jr., Hirotsu, T., and Aviv, A. 1983. vanadium, na-k-atpase, and potassium adaptation in the rat. *American Journal of Physiology* 244(2): F105-F111.
- Not Prim** Hill, C. H. 1979. chromium - interactions with other elements. *Dev. Nutr. Metab.* 2(Chromium Nutr. Metab.): 229-240.
- Rev** Hill, C. H. 1979. dietary influences on resistance to salmonella infection in chicks. *Federation Proceedings* 38(7): 2129-33.
- CP** Hill, C. H. dietary vanadium and somatomedin c levels in chicks. 1989. *73rd Annual Meeting of the Federation of American Societies for Experimental Biology, New Orleans, Louisiana, Usa, March 19-23, 1989. Faseb (Fed Am Soc Exp Biol) J.* 3 (3). 1989. A761.
- CP** HILL, C. H. 1988-1989. dietary vanadium does not affect nadh concentrations in livers or kidneys of Chicks. *72nd Annual Meeting of the Federation of American Societies for Experimental Biology*
- CP** Hill, C. H. 1985. the effect of dietary mercury on vanadium toxicity in the chick. *Trace Elem. Man Anim. -- TEMA 5 Proc. Int. Symp., 5th (1985): Meeting Date 1984, 539-41.* Editor(s): Mills, C. F.; Bremner, I.; Chesters, J. K. Publisher: CAB, Farnham Royal, Slough, UK.
- Abstract** Hill, C. H. 1978. effect of dietary protein levels on metal toxicity. *Federation Proceedings.* 37 (3). 405
- CP** Hill, C. H. 1981. the effect of iron and zinc on metal toxicities in the chick. *65th Annual Meeting of the Federation of American Societies for Experimental Biology, Atlanta, Ga., Usa, April 12-17, 1981. Fed Proc.* 40 (3 Part 1) 715.
- CP** Hill, C. H. 1983. the interaction of dietary vanadium with chloride in the chick. *67th Annual Meeting of the Federation of American Societies for Experimental Biology, Chicago, Ill., Usa, April 10-15, 1983. Fed Proc.* 42 (4). 1983. Abstract 4944.
- Dup** Hill, C. H. 1989. interaction of vanadium with other dietary constituents. 37-43.
- HHE** Hill, C. H. 1988. interactions among trace Elements. *Prasad, A. S. (Ed.). Current Topics in Nutrition and Disease, Vol. 18. Essential and Toxic Trace Elements in Human Health and Disease; First International Meeting of the International Society for Trace Element Research in Humans, Palm Springs, California, Usa, December 8-12, 1986. Xxiii+679p. Alan R. Liss, Inc.: New York, New York, Usa. Illus. ISBN 0-8451-1617-7. 0 (0). 1988. 491-500.*
- CP** HILL, C. H. 1985. interactions of copper and mercury with vanadate in the chick. *69TH Annual Meeting of the Federation of American Societies for Experimental Biology*

- Rev** Hill, C. H. 1980. interactions of vitamin c with lead and mercury. *Annals of the New York Academy of Sciences* 355: 262-6.
- Abstract** Hill, C. H. 1975. the reduction of metal toxicities by ascorbic-acid in the chick. *FED PROC. Federation Proceedings.* 34 (3). 926
- CP** Hill, C. H. reductions in mortality of phosphorus deficient chicks by vanadium arsenic selenium and Cadmium. *Meeting of the Federation of American Societies for Experimental Biology (Faseb) Part II, Anaheim, California, Usa, April 5-9, 1992. Faseb (Fed Am Soc Exp Biol) J.* 6 (5). 1992. A1651.
- CP** Hill, C. H. vanadium reduces mortality in phosphorus deficient Chicks. *75th Annual Meeting of the Federation of American Societies for Experimental Biology, Atlanta, Georgia, Usa, April 21-25, 1991. Faseb (Fed Am Soc Exp Biol) J.* 5 (5). 1991. A1290.
- CP** Hill, C. H., Gonzalez, L. M., Hiraldo, F., Lee, D. P., Honda, K., and Tatsukawa, R. 1988. interactions among trace elements: organochlorine and heavy metal contamination in the eggs of the spanish imperial eagle aquila-adalberti and accompanying changes in eggshell morphology and chemistry: comparison of tissue distributions of heavy metals in birds in japan and korea. *Current Topics in Nutrition and Disease, Vol. 18. Essential and Toxic Trace Elements in Human Health and Disease; First International Meeting of the International Society for Trace Element Research in Humans, Palm Springs, California, Usa, December 8-12, 1986. Illus. Isbn 0-8451-1617-7.* 491-500 .
- Rev** Hill, C. H. and Matrone, G. 1970. chemical parameters in the study of in vivo and in vitro interactions of transition elements. *Federation Proceedings.* 29(4): 1474-81.
- Abstract** Hill, C. H. and Qureshi, M. A. 1997. dietary vanadium stimulates phagocytic activity of chick macrophages to sheep red blood cells. *FASEB Journal* 11(3): A581.
- Abstract** Hill, C. H. and Qureshi, M. A. 1998. effect of high dietary levels of vanadium, lead, mercury, cadmium, and chromium on immunological responses of chicks. *FASEB Journal* 12(5): A874.
- Phys** Himpens, B., Missiaen, L., Droogmans, G., and Casteels, R. 1991. α f₄- induces ca²⁺ oscillations in guinea-pig ileal smooth muscle. *Pflugers Archiv* 417(6): 645-50.
- Phys** Himpens, B., Missiaen, L., Droogmans, G., and Casteels, R. aluminum tetrafluoride ion induces calcium oscillations in guinea-pig ileal smooth muscle. *Pfluegers Archiv European Journal of Physiology.* 417 (6). 1991. 645-650.
- Unrel** Hirano, S. a and Suzuki, K. T. 1996. exposure, metabolism, and toxicity of rare earths and related compounds. *Environmental Health Perspectives.* 104(SUPPL. 1): 85-95.
- Rev** Hirano Seishiro(A) and Suzuki Kazuo T. 1996. exposure, metabolism, and toxicity of rare earths and related compounds. *Environmental Health Perspectives* 104(SUPPL. 1): 85-95.
- Mix** Hoffman, D. J. embryo toxic effects of crude oil containing nickel and vanadium in mallards *Anas platyrhynchos.* *Bull Environ Contam Toxicol;* 23 (1-2). 1979. 203-206.
- No Oral** Hoffman, David J. embryotoxic effects of crude oil containing nickel and vanadium in mallards. *Bull. Environ. Contam. Toxicol.* (1979) 23(1-2): 203-6.
- In Vit** Hofmann, P. and Fuchs, F. evidence for a force-dependent component of calcium binding to cardiac troponin c . *American Journal of Physiology.* 253 (4 Part 1). 1987. C541-C546.

- In Vit** Holt, W. V. and North, R. D. 1988. the role of membrane-active lipids in the protection of ram spermatozoa during cooling and storage. *Gamete Research* 19(1): 77-89.
- Alt** Hopfner, Rob L., Misurski, Derek A., McNeill, J. Robert, and Gopalakrishnan, Venkat. effect of sodium orthovanadate treatment on cardiovascular function in the hyperinsulinemic, insulin-resistant obese Zucker rat. *J. Cardiovasc. Pharmacol.* (1999) 34(6): 811-817,
- CP** Hopkins, L. L. Jr. essentiality and function of vanadium. *Hoekstra, W. G. et Al. (Ed.). Trace Element Metabolism in Animals, No. 2. Proceedings of the Second International Symposium. Madison, Wis., U.S.A., June 18-22, 1973. Xxvi+775p. Illus. University Park Press: Baltimore, Md., U.S.A.; London, England. Isbn 0-8391-0696-3. 1974 397-406*
- CP** Hopkins, L. L. Jr. and Mohr, H. E. biological essentiality of vanadium. *Newer Trace Elem. Nutr. Proc. Int. Symp.* (1971): Meeting Date 1970, 195-213. Editor(s): Mertz, Walter. Publisher: Dekker, New York, N. Y.
- Rev** Hopkins, L. L. Jr. and Mohr, H. E. 1974. vanadium as an essential nutrient. *Federation Proceedings* 33(6): 1773-1775.
- Herp** Hopkins, W. A., Mendonca, M. T., Rowe, C. L., and Congdon, J. D. 1998. elevated trace element concentrations in southern toads, Bufo terrestris, exposed to coal combustion waste. *Arch Environ Contam Toxicol.* 35(2): 325-9.
- No Org** Horstmann, Uwe E. and Haelbich, Ingo W. chemical composition of banded iron-formation of the Griqualand West sequence, northern Cape Province, South Africa, in comparison with other Precambrian iron formations. *Precambrian Res.* (1995) 72(1-2): 109-45 .
- CP** Hoshishima, K., Tujii, H., and Kano, K. 1978. effects of the administration of trace amounts of metals to pregnant mice upon the behavior and learning of their offspring. *Proc Int Congr Toxicol IST 1977* .: 569-570.
- In Vit** Hosick, H. L., Carrington, C. A., Angello, J. C., and Zamora, P. O. 1982. growth of cells in culture treated with the soluble component of volcanic ash from Mount St. Helens. *Toxicology Letters* 14(3-4): 137-41.
- In Vit** Hou, W., Arita, Y., and Morisset, J. 1996. basic fibroblast growth factor-stimulated arachidonic acid release in rat pancreatic acini: sequential action of tyrosine kinase, phospholipase C, protein kinase C and diacylglycerol lipase. *Cellular Signalling* 8(7): 487-96.
- Drug** Huffman, D. H. and Azarnoff, D. L. 1967. the effect of hypocholesterolemic drugs on adrenal corticosteroid secretion. *Steroids* 9(1): 41-51.
- No Dose** Hui, Clifford A. University of California Davis and Beyer, W. Nelson USGS Laurel MD. sediment ingestion of two sympatric shorebird species. *Sci Total Environ.* V224, N1-3, P227(7)
- CP** Hulley, P. A(A), Conradie R(A), Titus, C. R(A), and Hough, F. S(A). 1999. the tyrosine phosphatase inhibitor vanadate protects osteoblasts from growth inhibition by glucocorticoids. *Journal of Bone and Mineral Research* 14(SUPPL. 1): S170.
- Abstract** Hunt, C. and Nielsen, F. H. 1979. the interaction between vanadium and chromium in the chick. *Federation Proceedings.* 38 (3 Part 1):. 449.
- Abstract** Hunt, C. D. metabolism of vanadium-48 in vanadium deficient and supplemented chicks. *ANAT REC. Anatomical Record.* 190 (2). 1978 427

- Nutrition** Hunt, Curtiss D., Halas, Edward S., and Eberhardt, Marilou J. long-term effects of lactational zinc deficiency on bone mineral composition in rats fed a commercially modified luecke diet. *Biol. Trace Elem. Res.* (1988) 16(2): 97-113 .
- Diss** Hunt, Curtiss Dean. 1979. the effect of dietary vanadium on vanadium-48 metabolism and proximal tibial growth plate morphology in the chick. *Avail.: Univ. Microfilms Int. Order No. 8009777 From: Diss. Abstr. Int. B 1980, 40. 11. 5103. Unavailable.* 209 p.
- Unrel** Husoy Trine, Mikalsen Svein-Ole, and Sanner Tore. 1993. phosphatase inhibitors, gap junctional intercellular communication and (125i)-egf binding in hamster fibroblasts. *Carcinogenesis (Oxford)* 14(11): 2257-2265.
- Alt** Hwang, T. L. , Lau, Y. T., Tsai, M. M., and Liu, M. S. 1997. changes of adenosine triphosphate-dependent calcium uptake in microsomal fractions of rat liver during sepsis. *Surgery* 121(6): 662-7.
- FL** Iakushev, V. S., Makoed, O. B., Davydov, V. V., and Shkopinskii, E. A. 1985. [nadh-vanadate-oxidoreductase in emotional-pain stress and its possible role in the regulation of na⁺-k⁺-atpase activity]. <original> nadh-vanadat-oksidoreduktaza pri emotsional'no-bolevom stresse i ee vozmozhnoe znachenie v reguliatsii aktivnosti na⁺-k⁺-atpazy. *Ukrainskii Biokhimicheskii Zhurnal* 57(6): 34-8.
- Bio Acc** Ikebe, Katsuhiko, Nishimune, Takahiro, and Sueki, Kenji. 1994. behavior of several elements in foods. vii. contents of 17 metal elements in food determined by inductively coupled plasma atomic emission spectrometry. meat and meat products. *Shokuhin Eiseigaku Zasshi* 35(3): 323-7.
- In Vit** Im, W. B. , Blakeman, D. P., and Davis, J. P. 1986. finding of a kcl-independent, electrogenic, and atp-driven h⁺-pumping activity in rat light gastric membranes and its effect on the membrane k⁺ transport activity. *Journal of Biological Chemistry* 261(25): 11686-92.
- In Vit** Im, W. B. , Blakeman, D. P., and Davis, J. P. finding of a potassium chloride-independent electrogenic and atp-driven proton pumping activity in rat light gastric membranes and its effect on the membrane potassium transport activity. *J BIOL CHEM. Journal of Biological Chemistry.* 261 (25). 1986. 11686-11692.
- Phys** Inoue, M., Fujishiro, N., and Imanaga, I. 1995. mg²⁺-dependent phosphatase as an inhibitory mediator of the nonselective cation current induced by aluminum fluoride in guinea-pig chromaffin Inoue, M. and Imanaga, I. 1993. phosphorylation-dependent regulation of nonselective cation channels in guinea pig chromaffin cells. *American Journal of Physiology* 265(2 Pt 1): C343-8.
- FL** Irie, Tetsuya, Hasumura, Yasushi, and Takeuchi, Jugoro. effect of long-term feeding of a vanadate-containing diet on the cytoskeleton of mouse hepatocytes. *Ochanomizu Igaku Zasshi (1985)* 33(2): 119-23.
- Unrel** Ishiguro Isao(A), Naito Junko, Saito Kuniaki, and Nagamura Yoichi. 1993. skin l-tryptophan-2,3-dioxygenase and rat hair growth. *FEBS (Federation of European Biochemical Societies) Letters* 329(1-2): 178-182.
- Fate** Ito, Y., Kurita, H., Araya, Y., Nakamura, M., Ito, M., and Shima, S. 1985. behavior of lead in rats given lead and vanadium. *Fujita Gakuen Igakkaishi.* 9(1): 179-82.
- No Oral** Ito, Yoshinori, Kurita, Hideki, Araya, Yoshihide, Nakamura, Masamichi, Ito, Maru, and Shima, Shogo. behavior of lead in rats given lead and vanadium. *Fujita Gakuen Igakkaishi (1985)* 9(1): 179-82..

- No Oral** Ito, Yoshinori, Niiya, Yoshihide, Kurita, Hideki, and Shima, Shogo. the effect of vitamin intakes on blood and liver lead levels in rats subcutaneously injected with lead and vanadium. *Igaku to Seibutsugaku (1985)* 110(4): 193-6.
- No Oral** Ito, Yoshinori, Ohtani, Motohiko, Murai, Yoshiyuki, Shima, Shogo, Koyama, Naoshi, and Shinohara, Rikio. 1983. effect of vanadium on rat serum lipid levels. *Fujita Gakuen Igakkaishi (1983)* 7(1): 83-6.
- Alt** Ivanov, V. N. 1975. effect of vanadium on tissue respiration in organs and on cholesterol metabolism in guinea pigs with experimental atherosclerosis. *Cor Et Vasa* 17(1): 75-80.
- Phys** Ivorra, M. Dolores, Chulia, Susana, and d'Ocon, Pilar. 1992. functional evidence of the intervention of some inorganic divalent cations in the recovery of the inhibitory effect of nifedipine in rat uterus. *Pharmacol. Commun. (1992)* 2(3): 177-88.
- In Vit** Jackson, T. K., Salhanick, A. I., Sparks, J. D., Sparks, C. E., Bolognino, M., and Amatruda, J. M. 1988. insulin-mimetic effects of vanadate in primary cultures of rat hepatocytes. *Diabetes* 37(9): 1234-1240.
- Unrel** Jehle, Andreas W., Forgo, Judith, Biber, J., Lederer, Eleanor, Krapf, Reto, and Murer, Heini. igf-i and vanadate stimulate na/pi-cotransport in ok cells by increasing type ii na/pi-cotransporter protein stability. *Pfluegers Arch. (1998)* 437(1): 149-154.
- In Vit** Jeno, P., Jaggi, N., Luther, H., Siegmann, M., and Thomas, G. 1989. purification and characterization of a 40 s ribosomal protein s6 kinase from vanadate-stimulated swiss 3t3 cells. *Journal of Biological Chemistry* 264(2): 1293-7.
- In Vit** Jenssen, J. and Syversen, T. effects of high pressure and vanadium on cell growth. *Undersea Biomed. Res. (1988)* 15(5): 353-9.
- Phys** Jin, N., Siddiqui, R. A., English, D., and Rhoades, R. A. 1996. communication between tyrosine kinase pathway and myosin light chain kinase pathway in smooth muscle. *American Journal of Physiology* 271(4 Pt 2): H1348-55.
- Mix** Jirgena, A. and Leja, D. 1966. effect of vanadium, cobalt, manganese, and copper on lipid metabolism indexes in serum and liver of experimental animals. *Biokhim. Fiziol. Morfol. Obosnovaniya Diagn. Ter.* 449-54..
- FL** Jirgena, A. and Leja, D. effect of vanadium, cobalt, manganese, and copper on lipid metabolism of hamsters under normal conditions and during alimentary hypercholesterolemia. *Latv. PSR Zinat. Akad. Vestis (1967)* (6): 88-93.
- In Vit** Johnson, R. B. and Henderson, J. S. Department of Periodontics University of Mississippi School of Dentistry Jackson Mississippi USA. 1997. enhancement by sodium orthovanadate of the formation and mineralization of bone nodules by chick osteoblasts in vitro. *Archives of Oral Biology. V.* 42(4) P. 271-276
- Alt** Johnson, Thomas M., Meisler, Miriam H., Bennett, Martha I., and Willsky, Gail R. vanadate induction of pancreatic amylase mrna in diabetic rats. *Diabetes (1990)* 39(6): 757-9.
- In Vit** Jonas, J. C. and Henquin, J. C. 1996. possible involvement of a tyrosine kinase-dependent pathway in the regulation of phosphoinositide metabolism by vanadate in normal mouse islets. *Biochemical Journal* 315(Pt 1): 49-55.

- In Vit** Jongebloed, W. L., van Andel, P., Humalda, D., and Worst, J. G. 1986. a keratoprosthesis successfully implanted in the cornea of a rabbit, a sem-study. *Documenta Ophthalmologica* 61(3-4): 359-66.
- HHE** Jui, H. Y., Suzuki, Y., Accili, D., and Taylor, S. I. 1994. expression of a cDNA encoding the human insulin receptor-related receptor. *Journal of Biological Chemistry* 269(35): 22446-52.
- No Oral** Kadiiska, M. B., Mason, R. P., Dreher, K. L., Costa, D. L., and Ghio, A. J. 1997. in vivo evidence of free radical formation in the rat lung after exposure to an emission source air pollution particle. *Chemical Research in Toxicology* 10(10): 1104-8.
- In Vit** Kadota, S., Fantus, I. G., Deragon, G., Guyda, H. J., Hersh, B., and Posner, B. I. 1987. peroxide(s) of vanadium: a novel and potent insulin-mimetic agent which activates the insulin receptor kinase. *Biochemical and Biophysical Research Communications* 147(1): 259-66.
- In Vit** Kadota, S., Fantus, I. G., Deragon, G., Guyda, H. J., and Posner, B. I. 1987. stimulation of insulin-like growth factor-ii receptor-binding and insulin-receptor kinase-activity in rat adipocytes - effects of vanadate and H₂O₂. *Journal Of Biological Chemistry* 262(17): 8252-8256.
- In Vit** Kadota, S., Fantus, I. G., Hersh, B., and Posner, B. I. 1986. vanadate stimulation of IGF binding to rat adipocytes. *Biochemical and Biophysical Research Communications* 138(1): 174-8.
- In Vit** Kadota, S., Fantus, I. G., Hersh, B., and Posner, B. I. 1986. vanadate stimulation of insulin-like growth factor binding to rat adipocytes. *Biochemical and Biophysical Research Communications*. 138 (1). 1986. 174-178.
- Unrel** Kamo, S. L., Wasteneys, H., Gower, C. F., and Krogh, T. E. U-Pb geochronology of Labradorian and later events in the Grenville province, eastern Labrador. *Precambrian Res. (1996)* 80(3-4): 239-260.
- Drug** Kang, Youhou, Kang, Guigu, Wang, Chen, Zong, Jiangi, Gao, Hui, and Chi, Zhisheng. effects of sodium vanadate on the insulin receptor binding and glucose transport in diabetic rats. *Zhonghua Neifenmi Daixie Zazhi (1993)* 9(3): 158-60.
- Abstract** Karczewski, J. and Januszko, T. 1985. influence of vanadium on magnesium levels in organs of rats on a high-fat diet. *Journal Of The American College Of Nutrition* 4: 400.
- FL** Karczewski, J. K. 1997. the effect of vanadium on the content of magnesium in selected organs of rat depending on diet type. <original title> wplyw wanadu na zawartosc magnezu w wybranych narzadach szczura w zaleznosci od rodzaju diety. *Vol. 30, No. 3, Pp. 233-239* Bromatologia I Chemia Toksykologiczna
- FL** Karczewski, Jan. effect of high-fat diet and sub-toxic vanadium doses on magnesium level in blood serum and liver. *Zywnienie Czlowieka Metab. (1999)* 26(2): 131-14.
- FL** Karimov, M. A., Doskeeva, R. A., Sarsebekov, E. K., Rakhimov, K. D., and Belkhodzhaeva, A. A. blastomogenicity and nephrotoxicity of an oil product obtained from high-vanadium oil at 300-350.degree. *Gig. Tr. Prof. Zabol. (1988)* (11): 53-5.
- Dup** Kasibhatla, Usha and Rai, Vibhuti. 1993. Changes in the Plasma Levels of Phosphatases and Transaminases in Rabbits Following Vanadium Exposure. *Pollut. Res. (1993)* 12(1): 19-27.
- In Vit** Kato, Y., Iwamoto, M., Koike, T., and Suzuki, F. 1987. effect of vanadate on cartilage-matrix proteoglycan synthesis in rabbit costal chondrocyte cultures. *Journal Of Cell Biology* 104(2):

311-319.

- No Dose** Katz, A. I. 1982. renal na-k-atpase: its role in tubular sodium and potassium transport. *American Journal of Physiology* 242(3): F207-19.
- In Vit** Kawamura, Mieko, Nakanishi, Yukiko, Kimura, Shuichi, Yamamoto, Fumiko, Iwata, Ren, and Ido, Tatsuo. neurological effect of vanadium on rat. *Biomed. Res. Trace Elem.* (1992) 3(2): 107-8
- No Oral** Kazimov, M. A. 1984. effect of cadmium and vanadium on the behavior of silver in [experimental] animals. *Aktual. Vopr. Gig. Tr. Profpatol. Prom-Sti. Sel'Sk. Khoz.* (1984) : 63-9. Editor(s): Eglite, M. Ya. Publisher: Rizh. Med. Inst., Riga, USSR.
- Alt** Khandelwal, R. L. and Pugazhenth, S. 1995. in vivo effects of vanadate on hepatic glycogen metabolizing and lipogenic enzymes in insulin-dependent and insulin-resistant diabetic animals. *Molecular And Cellular Biochemistry.* 153(1/2): 87-94.
- Drug** Khandelwal, R. L. and Pugazhenth, S. 1996. vanadium as a potential therapeutic agent for the treatment of diabetes mellitus. *Met. Ions Biol. Med. Proc. Int. Symp., 4th* : 673-675. Editor(s): Collery, Philippe. Publisher: Libbey Eurotext, Montrouge, Fr.
- No Oral** Khoja, Samir M., Abuelgassim, Abuelgassim O., and Al-Bar, Omar A. 1996. effect of vanadate on the activity of rat jejunal 6-phosphofructo-1-kinase. *Comp. Biochem. Physiol. C: Pharmacol., Toxicol. Endocrinol.* 115C(3): 217-221.
- Gene** Kienapfel H(A), Swain, R., Hettel, A., Wilke, A., Koller, M., and Griss, P. 1997. recombinant and nonrecombinant factor xiii and its effect on bone ingrowth and strength of fixation. *Archives of Orthopaedic and Trauma Surgery* 116(4): 239-243.
- Rev** Kimura, S., Kawamura, M., Inoue, K., Iwai, K., Komai, M., Ido, T., Ishiwata, K., and Iwata, R. nutritional modification of trace element metabolism. *J. UOEH* (1987) 9(Suppl.): 73-83.
- Alt** King, M. J., Pugazhenth, S., Khandelwal, R. L., and Sharma, R. K. 1993. membrane-associated n-myristoyltransferase activity is reduced in obese (fa/fa) zucker rat liver. *Biochemical And Biophysical Research Communications.* 196(2): 665-670.
- Unrel** Kirshenbaum Kent, Papp Sandor, and Highsmith Stefan(A). 1993. cross-linking myosin subfragment 1-cys-697 and cys-707 modifies atp and actin binding site interactions. *Biophysical Journal* 65(3): 1121-1129.
- In Vit** Kjeldsen, K., Everts, M. E., and Clausen, T. 1986. effects of semi-starvation and potassium deficiency on the concentration of [3h]ouabain-binding sites and sodium and potassium contents in rat skeletal muscle. *British Journal of Nutrition* 56(3): 519-32.
- Alt** Kjeldsen, K. , Everts, M. E., and Clausen, T. 1986. effects of semi-starvation and potassium deficiency on the concentration of tritiated ouabain-binding sites and sodium and potassium contents in rat skeletal muscle. *British Journal of Nutrition.* 56 (3). 1986 (Recd. 1987). 519-532.
- In Vit** Klarlund, J. K., Latini, S., and Forchhammer, J. 1988. numerous proteins phosphorylated on tyrosine and enhanced tyrosine kinase activities in vanadate-treated nih 3t3 fibroblasts. *Biochimica Et Biophysica Acta.* 971 (1). 1988. 112-120.
- Aquatic** Klein, G., Cotter, D. A., Martin, J. B., and Satre, M. 1989. vanadate, an inhibitor of growth, development and endocytosis in dictyostelium-discoideum amebas. *Journal Of Cell Science* 1989,

V94, Sep, P127-134

- Not Avail** Klevay, L. M. 1973.
- IMM** Klinz, S. G., Schachner, M., and Maness, P. F. 1995. II and n-cam antibodies trigger protein phosphatase activity in growth cone-enriched membranes. *Journal of Neurochemistry* 65(1): 84-95.
- Unrel** Knight, D. E. and Baker, P. F. 1982. calcium dependence of catecholamine release from bovine adrenal medullary cells after exposure to intense electric fields.. *Journal of Membrane Biology*. 68 (2). 1982. 107-140.
- In Vit** Knowles, A. F. and Nagy, A. K. 1999. inhibition of an ecto-atp-diphosphohydrolase by azide. *European Journal of Biochemistry* 262(2): 349-57.
- In Vit** Koike, T., Mizutani, T., Hirai, K., Morita, Y., and Nozawa, Y. 1993. scf/c-kit receptor-mediated arachidonic acid liberation in rat mast cells. involvement of pld activation associated tyrosine phosphorylation. *Biochemical and Biophysical Research Communications* 197(3): 1570-7.
- FL** Komenda, W. 1977. on the effect of vanadium on the behavior of certain lipid components and on the body weight of rats fed high fatty diet. *Roczniki Akademii Medycznej Im Juliana Marchlewskiego w Bialymstoku*. 21. 1977 63-81
- Nutrition** Komenda, Wojciech. 1977. effect of vanadium on the behavior of some lipids and on body weight of rats fed with high-fat diet. *Rocz. Akad. Med. Bialymstoku (1977)* : 21, 63-81
- Nut def** Konishi, Y., Saito, N., and Kinebuchi, H. 1992. effect of calcium deficiency on changes of various trace elements in serum and tibia in the rats treated with long term aluminum administration. *Biomed. Res. Trace Elem* 3(2): 251-2.
- FL** Kononova, N. S., Pertsovskii, A. I., Voronkov, M. G., Shinkarchuk, I. F., and Ovchinnikova, Z. A. 1988. [1-oxovanadatran--an inhibitor of experimental cholesterolemia]. <original> 1-oksovanadatran--ingibitor eksperimental'nogo kholesterinoza. *Doklady Akademii Nauk SSSR* 302(2): 468-9.
- Phys** Kononovich, O. F. 1973. teneur en certains oligo-elements dans les ebauches des dents chez le chien. *FIZIOL. ZH., U.R.S.R.* 19(4): 554-556.
- In Vit** Koontz, C. S., Ramp, W. K., Peindl, R. D., Kaysinger, K. K., and Harrow, M. E. 1998. comparison of growth and metabolism of avian osteoblasts on polished disks versus thin films of titanium alloy. *Journal of Biomedical Materials Research* 42(2): 238-44.
- Acu** Kopf-Maier, P. and Funke-Kaiser, P. 1986. organ toxicity of metallocene dichlorides. the effect of (c5h5)2ticl2 and (c5h5)2vcl2 on renal structure. *Toxicology* 38(1): 81-90.
- CP** Kopp Stephen J(A), Daar June(A), Paulson Dennis J(A), Romano Fred D(A), and Laddaga Richard(A). 1996. effects of vanadium on diabetes-induced alterations in the heart glut-4 transporter. *Journal of Molecular and Cellular Cardiology* 28(6): A178.
- FL** Kopylova, L. M. 1969. role of vanadium during experimental tuberculosis. *Tr. Voronezh. Gos. Med. Inst.* 64: 64-8.
- No Oral** Kopylova, L. M. 1976. *The Study of Certain Blood Indices During Long-Term Administration of Vanadyl Sulfate*. EPA-TR-76-339

- FL** Kosterin, S. A., Bratkova, N. F., Babich, L. G., Shinlova, O. P., Slinchenko, N. N., Shlykov, S. G., Zimina, B. P., Rovenets, N. A., and Velkich, T. A. 1996. [effect of inhibitors of energy-dependent Ca^{2+} -transporting systems on calcium pumps of a smooth muscle cell]. <original> vliianie inhibitorov energozavisimykh Ca^{2+} -transportiruiushchikh sistem na kal'tsievye nasosy gladkomyshechnoi kletki. *Ukrainskii Biokhimiicheskii Zhurnal* 68(6): 50-61.
- No Dose** Kowalska, Maria. changes in rat lung collagen after life-time treatment with vanadium. *Toxicol. Lett.* (1989) 47(2): 185-90.
- In Vit** Kremerskothen, J. and Barnekow, A. 1993. determination of phosphotyrosine phosphatase (ptpase) activity in normal and transformed cells. *Molecular and Cellular Biochemistry* 125(1): 1-9.
- Phys** Kretzschmar, M. and Braeunlich, H. 1990. role of glutathione in vanadate reduction in young and mature rats: evidence for direct participation of glutathione in vanadate inactivation. *J Appl Toxicol*; 10 (4). 1990. 295-300.
- In Vit** Krivanek, J. 1986. what is the correct value for na, k-atpase activity in homogenates of cerebral cortex? *Journal of Neurobiology* 17(2): 103-12.
- Unrel** Krivanek, J. and Novakova, L. 1992. differential sensitivity of the brain atp-dependent and gtp-dependent succinyl-coa synthetase to vanadium ions. developmental aspects. *Physiological Research* 41(5): 345-50.
- FL** Krutikova, N. A. 1973. [effect of sodium and calcium limitation on the titanium and vanadium content in the organs and tissues of rats]. <original> vliianie ogranicheniia v natrii i kal'tsii na sodержanie titana i vanadiia v organakh i tkaniakh krysa. *Voprosy Pitaniia* 32(5): 59-61.
- Abstract** Kubena, L. F., Phillips, T. D., Witzel, D. A., and Heidelbaugh, N. D. 1980. influence of various levels of vanadium on female laying strainchickens. *Poultry Science* 59(7): 1628-1629.
- Phys** Kucera, J., Simkova, M., Lener, J., Mravcova, A., Kinova, L., and Penev, I. 1990. vanadium determination in rat tissues and biological reference materials by neutron activation analysis. *J Journal of Radioanalytical and Nuclear Chemistry*. 141 (1). 1990. 49-60.
- No Oral** Kurita, Shinya. 1992. the influence of metals on bone induction. *Aichi Gakuin Daigaku Shigakkaishi* (1992) 30(1): 171-94.
- Surv** LaDelfe, C. M. 1981. *Detailed Geochemical Survey Data Release for the San Andres-Oscuro Mountains Special Study Area, New Mexico*. GJBX-215-81; LA-8016-MS
- Phys** Lalli, M. J., Obara, K., and Paul, R. J. 1997. vanadate oxidation activates contraction in skinned smooth muscle without myosin light chain phosphorylation. *American Journal of Physiology* 272(1 Pt 1): C278-88.
- In Vit** Langer, G. A., Rich, T. L., and Nudd, L. M. calcium compartmentalization in cultured and adult myocardium: activation of a caffeine-sensitive component. *J. Mol. Cell. Cardiol.* (1983) 15(7): 459-73.
- Alt** Lanionu, A., Saifeddine, M., Ahmad, S., and Hollenberg, M. D. 1994. regulation of vascular and gastric smooth muscle contractility by pervanadate. *Vol. 113, No. 2, Pp. 403-410* Br. J. Pharmacol.
- Species** Lasenby, David C. and Veinott, Geoff. ingestion of trace metals by the opossum shrimp, mysis

relicta, determined by laser ablation sampling - inductively coupled plasma mass spectrometry. *Can. J. Zool.* (1998) 76(8): 1605-1610.

- No Org** Last, T. A., Gantzer, M. L., and Tyler, C. D. 1983. ion gated channel induced in planar bi layers by incorporation of sodium potassium atpase. *Journal of Biological Chemistry.* 258 (4). 1983. 2399-2404.
- Phys** Le Hir, M. 1991. a soluble 5'-nucleotidase in rat kidney. stimulation by decavanadate. *Biochemical Journal* 273(Pt 3): 795-8.
- In Vit** Lea, M. A., Randolph, V. M., and Hodge, S. K. 1999. induction of histone acetylation and growth regulation in erythroleukemia cells by 4-phenylbutyrate and structural analogs. *Anticancer Research* 19(3A): 1971-6.
- Drug** Leckstrom, A., Ziv, E., Shafir, E., and Westermarck, P. 1997. islet amyloid polypeptide in psammomys obesus (sand rat): effects of nutritionally induced diabetes and recovery on low-energy diet or vanadyl sulfate treatment. *Pancreas* 15(4): 358-66.
- In Vit** Lee Jibak , Hata Keiko, Miyano Takashi, Yamashita Masakane, Dai Yanfeng, and Moor Robert M(A). 1999. tyrosine phosphorylation of p34cdc2 in metaphase ii-arrested pig oocytes results in pronucleus formation without chromosome segregation. *Molecular Reproduction and Development* 52(1): 107-116.
- Phys** Lee Sheu-Ling(A), Wang Wei-Wei, and Fanburg Barry L. 1997. association of tyr phosphorylation of gtpase-activating protein with mitogenic action of serotonin. *American Journal of Physiology* 272(1 PART 1): C223-C230.
- In Vit** Levin, S. R., Aftergood, D. E., Fanous, E., and Whitson, R. H. 1988. inhibition of insulin-receptors by vanadate and ouabain. *Life Sciences* 42(19): 1889-1896.
- In Vit** Levy-Toledano, R., Blaettler, D. H., LaRochelle, W. J., and Taylor, S. I. 1995. insulin-induced activation of phosphatidylinositol (pi) 3-kinase. insulin-induced phosphorylation of insulin receptors and insulin receptor substrate-1 displaces phosphorylated platelet-derived growth factor receptors from binding sites on pi 3-kinase. *Journal of Biological Chemistry* 270(50): 30018-22
- In Vit** Levy Toledano, R., Blaettler, D. H., LaRochelle, W. J., and Taylor, S. I. 1995. isulin-induced activation of phosphatidylinositol (pi) 3-kinase. insulin-induced phosphorylation of insulin receptors and insulin receptor substrate-1 displaces phosphorylated platelet-derived growth factor receptors from binding sites on pi 3-kinase. *Vol. 270, No. 50, Pp. 30018-30022 J. Biol. Chem.*
- Alt** Li, Cai, Liu, Songyan, Wang, Lijuan, Zhao, Zhitao, and Zang, Xiuyun. 1992. effects of oral vandate administration on free radical tissue defense mechanisms in diabetic rat. *Baiqiuén Yike Daxue Xuebao (1992)* 18(1): 34-7.
- Alt** Li, Cai, Liu, Songyan, Wang, Lijuan, Zhao, Zhitao, and Zhang, Xiuyun. 1992. effects of oral administration of vanadate on kidney in diabetic rats . a morphometric study. *Baiqiuén Yike Daxue Xuebao (1992)* 18(2): 134-6.
- Alt** Li, Cai, Liu, Songyan, Wang, Lijuan, Zhao, Zhitao, and Zhang, Xiuyun. 1993. effects of trace element vanadium and selenium on tissue antioxidant enzyme activities in diabetic rats. *Baiqiuén Yike Daxue Xuebao (1993)* 19(3): 226-8.
- Alt** Li, Cai, Liu, Songyan, Wang, Lijuan, Zhao, Zhitao, and Zhang, Xiuyun. 1992. effects of vanadate

on cardiac, hepatic and renal functions in experimental diabetic rats. *Baiqiu Yike Daxue Xuebao (1992)* 18(2): 142-4.

- No Oral** Li, Shulong, Zhang, Tianbao, Yang, Zaichang, and Gou, Xiaoyan. 1991. distribution of vanadium in tissues of nonpregnant and pregnant wistar rats. *Huaxi Yike Daxue Xuebao (1991)* 22(2): 196-200.
- Alt** Li, Yi Ching. 1987. chromium and vanadium effects on glucose and lipid metabolism of guinea pigs and obese and diabetic mice. *Avail.: Univ. Microfilms Int. Order No. DA8806010 From: Diss. Abstr. Int. B 1988, 49. 3. 697.* 134 pp.
- In Vit** Liao, K. and Lane, M. D. 1995. the blockade of preadipocyte differentiation by protein-tyrosine phosphatase ha2 is reversed by vanadate. *Journal of Biological Chemistry* 270(20): 12123-32.
- No Oral** Liasko, Roman, Kabanos, Themistoclis A., Karkabounas, Spiros, Malamas, Michael, Tasiopoulos, Anastasios J., Stefanou, Dimitris, Collery, Philippe, and Evangelou, Angelos. beneficial effects of a vanadium complex with cysteine, administered at low doses on benzo(.alpha.)pyrene-induced leiomyosarcomas in wistar rats. *Anticancer Res. (1998)* 18(5A): 3609-3613.
- Ecol** Lifshitz, S., Schwartz, B., Polak-Charcon, S., Benharroch, D., Prinsloo, I., and Lamprecht, S. A. 1998. extensive apoptotic death of rat colonic cells deprived of crypt habitat. *Journal of Cellular Physiology* 177(3): 377-86.
- Unrel** Lilja, E., Lindskog, S., and Hammarstrom, L. 1984. alkaline phosphatase activity and tetracycline incorporation during initial orthodontic tooth movement in rats. *Acta Odontologica Scandinavica* 42(1): 1-11.
- Phys** Lindemann Charles B(A), Walker Jay M, and Kanous Kathleen S. 1995. ni-2+ inhibition induces asymmetry in axonemal functioning and bend initiation of bull sperm. *Cell Motility and the Cytoskeleton* 30(1): 8-16.
- No Org** Lindqvist Ylva, Schneider Gunter(A), and Vihko Pirkko. 1994. crystal structures of rat acid phosphatase complexed with the transition-state analogs vanadate and molybdate: implications for the reaction mechanism. *European Journal of Biochemistry* 221(1): 139-142.
- In Vit** Liochev, S. and Fridovich, I. 1988. superoxide is responsible for the vanadate stimulation of nad(p)h oxidation by biological membranes. *Archives of Biochemistry and Biophysics* 263(2): 299-304.
- In Vit** Litman, T., Zeuthen, T., Skovsgaard, T., and Stein, W. D. 1997. competitive, non-competitive and cooperative interactions between substrates of p-glycoprotein as measured by its atpase activity. *Biochimica Et Biophysica Acta* 1361(2): 169-76.
- Phys** Liu, H. and McNeill, J. H. 1994. effects of vanadium treatment on the alterations of cardiac glycogen phosphorylase and phosphorylase kinase in streptozotocin-induced chronic diabetic rats. *Canadian Journal of Physiology and Pharmacology* 72(12): 1537-43.
- No Dose** Llobet, J. M., Colomina, M. T., Sirvent, J. J., Domingo, J. L., and Corbella, J. 1993. reproductive toxicity evaluation of vanadium in male mice. *Toxicology (1993)* 80(2,3): 199-206 .
- Alt** Llobet, J. M., Gomez, M., Sanchez, D. J., Domingo, J. L., Corbella, J., and Keen, C. J. 1992. efficacy of tiron on the mobilization of vanadium in diabetic rats after oral administration of metavanadate. *Met. Ions Biol. Med. Proc. Int. Symp., 2nd (1992):* 329-30. Editor(s): Anastassopoulou, Jane. Publisher: Libbey, Montrouge, Fr.

- Plant** Logan, P. G., Lepp, N. W., and Phipps, D. A. 1984. potassium nutrition and thallium toxicity in higher plants. 345-350.
- Drug** Lohr, James W., Bennett, Martha I., Pochal, Mary Ann, McReynolds, James, Acara, Margaret, and Willsky, Gail R. 1991. effect of vanadate on renal hypertrophy and sorbitol accumulation in streptozotocin induced diabetes in rats. *Res. Commun. Chem. Pathol. Pharmacol.* (1991) 72(2): 191-202.
- CP** Lopez-Novoa, J. M., Mayol, V., and Martinez-Maldonado, M. 1982. renal actions of ortho vanadate in the dog. *Proceedings of the Society for Experimental Biology and Medicine.* 170 (4). 1982. 418-426.
- Unrel** Louters Larry L(A), Henriksen Erik J, and Tipton Charles M. 1993. histone h4 stimulates glucose transport activity in rat skeletal muscle. *Biochemical Journal* 295(2): 549-553.
- In Vit** Lucas-Heron, B., Loirat, M. J., Ollivier, B., and Leoty, C. 1986. calcium-related abnormalities in fast and slow denervated skeletal muscle in rats. *Comparative Biochemistry and Physiology* 84(4): 601-6.
- In Vit** Lundholm, C. E. and Mathson, K. 1986. effect of some metal compounds on the calcium binding and calcium-magnesium atpase activity of eggshell gland mucosa homogenate from the domestic fowl. *Acta Pharmacol Toxicol* 59 (5): 410-415.
- Alt** Madsen, K. L., Ariano, D., and Fedorak, R. N. 1995. vanadate treatment rapidly improves glucose transport and activates 6-phosphofructo-1-kinase in diabetic rat intestine. *Diabetologia* 38(4): 403-12.
- Phys** Madsen, K. L., Porter, V. M., and Fedorak, R. N. 1993. oral vanadate reduces na(+)-dependent glucose transport in rat small intestine. *Diabetes* 42(8): 1126-32.
- CP** Madsen, K. L., Porter, V. M., and Fedorak, R. N. vanadate dietary supplementation reduces sodium-dependent glucose transport in control and diabetic rat ileum. *Digestive Disease Week and the 93rd Annual Meeting of the American Gastroenterological Association, San Francisco, California, USA, MAY 9-15, 1992. Gastroenterology.* 102 (4 Part 2). 1992. A565.
- No Org** Maeda, N. and Noda, M. 1998. involvement of receptor-like protein tyrosine phosphatase zeta/rptpbeta and its ligand pleiotrophin/heparin-binding growth-associated molecule (hb-gam) in neuronal migration. *Journal of Cell Biology* 142(1): 203-16.
- Phys** Magaldi Antonio J(A), Cesar Katia R, and Yano Yuristella. 1994. effect of insulin on water urea transport in the inner medullary collecting duct. *American Journal of Physiology* 266(3 PART 2): F394-F399.
- Drug** Mahadev, K. and Vemuri, M. C. 1999. effect of pre- and postnatal ethanol exposure on protein tyrosine kinase activity and its endogenous substrates in rat cerebral cortex. *Alcohol* 17(3): 223-9.
- Unrel** Maher, P. A. role of protein tyrosine phosphorylation in the ngf response. *Journal of Neuroscience Research.* 24 (1). 1989. 29-37.
- Phys** Maher, P. A. stimulation of endothelial cell proliferation by vanadate is specific for microvascular endothelial cells.. *Journal of Cellular Physiology.* 151 (3). 1992. 549-554.

- Alt** Malabu, U. H., Dryden, S., McCarthy, H. D., Kilpatrick, A., and Williams, G. 1994. effects of chronic vanadate administration in the stz-induced diabetic rat. the antihyperglycemic action of vanadate is attributable entirely to its suppression of feeding [see comments]. *Diabetes* 43(1): 9-15.
- Alt** Maneemegalai Sivaprakasam, Sekar Natesan, and Govindasamy Saminathan(A). 1996. effect of vanadate on tissue defense system in rats with streptozotocin-induced diabetes. *Journal of Clinical Biochemistry and Nutrition* 21(2): 157-164.
- In Vit** Marchisio, P. C., Durso, N., Comoglio, P. M., Giancotti, F. G., and Tarone, G. 1988. vanadate-treated baby hamster-kidney fibroblasts show cytoskeleton and adhesion patterns similar to their rous-sarcoma virus-transformed counterparts. *Journal Of Cellular Biochemistry* 37(2): 151-159.
- Dup** Marmo, E., Matera, M. G., Acampora, R., Vacca, C., De Santis, D., Maione, S., Susanna, V., Chieppa, S., Guarino, V., and et al. prenatal and postnatal metal exposure: effect on vasomotor reactivity development of pups. experimental research with antimony trichloride, thallium sulfate, and sodium metavanadate. *Curr. Ther. Res. (1987)* 42(5): 823-38 .
- Phys** Marrero, M. B., Schieffer, B., Bernstein, K. E., and Ling, B. N. 1996. angiotensin ii-induced tyrosine phosphorylation in mesangial and vascular smooth muscle cells. *Clinical and Experimental Pharmacology & Physiology* 23(1): 83-8.
- In Vit** Marshall, S. and Monzon, R. 1987. down-regulation of cell-surface insulin-receptors in primary cultured rat adipocytes by sodium vanadate. *Endocrinology* 121(3): 1116-1122.
- Surv** Martens, Christopher S., Wesolowski, Jerome J., Kaifer, Robert, John, Walter, and Harriss, Robert C. sources of vanadium in puerto rican and san francisco bay area aerosols. *Environ. Sci. Technol. (1973)* 7(9): 817-20.
- In Vit** Martonosi, A., Dux, L., Taylor, K. A., Ting-Beall, H. P., Varga, S., Csermely, P., Mullner, N., Papp, S., and Jona, I. 1987. structure of ca²⁺-atpase in sarcoplasmic reticulum. *Society of General Physiologists Series* 41: 257-86.
- HHE** Mascolo, N., Summa, V., and Tateo, F. 1999. characterization of toxic elements in clays for human healing use. *Appl. Clay Sci.* 15(5-6): 491-500.
- FL** Matera, M. G. , De Paola, C., Maione, S., Loffreda, A., Angrisani, M., Russo, S., Vitagliano, S., Stella, L., and De Novellis, V. 1989. prenatal and postnatal vanadium exposure in rats: effect on vasomotor reactivity development of pups. *Rivista Europea Per Le Scienze Mediche e Farmacologiche* 11(2): 105-12.
- Alt** Matsubara, T., Musat-Marcu, S., Misra, H. P., and Dhalla, N. S. 1995. protective effect of vanadate on oxyradical-induced changes in isolated perfused heart. *Molecular And Cellular Biochemistry.* 153(1/2): 79-85.
- Mix** Matsuda, Masafumi, Mandarin, Lawrence, and DeFronzo, Ralph A. 1999. synergistic interaction of magnesium and vanadate on glucose metabolism in diabetic rats. *Metab. Clin. Exp.* 48(6): 725-731.
- CP** McIntyre, B. S., Briski, K. P., Hosick, H. L., and Sylvester, P. W. 1998. effects of protein tyrosine phosphatase inhibitors on egf- and insulin-dependent mammary epithelial cell growth. *Proceedings of the Society for Experimental Biology and Medicine;* 217
- Alt** McMurtry, I. F. 1984. angiotensin is not required for hypoxic constriction in salt solution-perfused

rat lungs. *Journal of Applied Physiology: Respiratory, Environmental and Exercise*

- No Oral** McNeill, John H., Yuen, Violet G., Dai, soter, and Orvig, Chris. increased potency of vanadium using organic ligands. *Mol. Cell. Biochem. (1995)* 153(1&2): 175-80.
- In Vit** Meirelles, M. N. and De Souza, W. 1984. localization of a mg²⁺-activated atpase in the plasma membrane of trypanosoma cruzi. *Journal of Protozoology* 31(1): 135-40.
- Abstract** Merkley, J. W. 1979. tibial dyschondroplasia in broilers. *Poultry Science* 58(4): 1021.
- FL** Mertin, D., Hanusova, E., Suvegova, K., and Stepanok, V. 1995. concentration of some trace elements in the fur of greenland nutriaduring ontogenesis. *Scientifur* 19(4): 277-280.
- In Vit** Meshinchi, S., Grippo, J. F., Sanchez, E. R., Bresnick, E. H., and Pratt, W. B. 1988. evidence that the endogenous heat-stable glucocorticoid receptor stabilizing factor is a metal component of the untransformed receptor complex. *Journal of Biological Chemistry* 263(32): 16809-17.
- Unrel** Messer, E. J., Hayes, D. E., and Boyne, P. J. 1967. *Use of Intraosseous Metal Appliances in Fixation of Mandibular Fractures* : 12p.
- Alt** Meyerovitch, J., Backer, J. M., and Kahn, C. R. 1989. hepatic phosphotyrosine phosphatase activity and its alterations in diabetic rats. *Journal of Clinical Investigation* 84(3): 976-83.
- Surv** Mikkelsen, R. L., Page, A. L., and Bingham, F. T. 1986. geochemistry and health in california: recent experiences with selenium. *Trace Subst. Environ. Health (1986)* : 20, 413-23 .
- Abstract** Miles, R. D(A), Bressman, R. B(A), and Wilson, H. R(A). 1999. influence of feeding high vanadium levels on laying hen performance. *Poultry Science* 78(SUPPL. 1): 63.
- In Vit** Min, D. S., Kim, E. G., and Exton, J. H. 1998. involvement of tyrosine phosphorylation and protein kinase c in the activation of phospholipase d by h₂o₂ in swiss 3t3 fibroblasts. *Journal of Biological Chemistry* 273(45): 29986-94.
- FL** Mischeryakova, N. G., Klenov, V. A., Sviridova, T. G. , Chairullina, A. B., and Gozhenko, A. I. 1995. vanadium-induced changes in physicochemical properties of red cells from rat peripheral blood. *Vopr. Pitan. (1995)* (1): 24-6.
- FL** Mishcheriakova, N. G., Klenov, V. A., Sviridova, T. G., Khairullina, A. B., and Gozhenko, A. I. 1995. [effects of vanadium on the physical-chemical properties of peripheral blood erythrocytes in rats]. <original> izuchenie vliianiia vanadiia na nekotorye fiziko-khimicheskikh svoistva eritrotsitov perefericheskoi krovi krys. *Voprosy Pitaniia* (1): 24-6.
- FL** Mishcheryakova, N. G., Klenov, V. A., Sviridova, T. G., Khairullina, A. B., and Gozhenko, A. I. 1995. study of the effect of vanadium on some physicochemical properties of erythrocytes in peripheral blood of rats. *Voprosy Pitaniya* (1): 24-26.
- Unrel** Mitchell, G. E. Jr, Little, C. O., and Skerski, G. 1968. influence of subacute levels of dietary toxins on carotene disappearance from the rat intestine. *Internationale Zeitschrift Fur Vitaminforschung. International Journal*
- Abstract** Mitchell, G. E. Jr, Little, C. O., and Skerski, G. 1966. influence of vanadium and ddt on carotene disappearance from the rat intestine. *U. Kentucky Progress Report No. 164; Pp. 42-43*
- Alt** Mitchell, H. W(A), Fisher, J. T., and Sparrow, M. P. 1993. the integrity of the epithelium is a

major determinant of the responsiveness of the dog bronchial segment to mucosal provocation. *Pulmonary Pharmacology* 6(4): 263-268.

- In Vit** Modarress, K. J., Cavanaugh, A. H., Chakraborti, P. K., and Simons, S. S. Jr. 1994. metal oxyanion stabilization of the rat glucocorticoid receptor is independent of thiols. *Journal of Biological Chemistry* 269(41): 25621-8.
- Alt** Mongold, J. J., Gros, G. H., Vian, L., Tep, A., Ramanadham, S., Siou, G., Diaz, J., Mcneill, J. H., and Serrano, J. J. 1990. toxicological aspects of vanadyl sulfate on diabetic rats effects on vanadium levels and pancreatic beta-cell morphology. *Pharmacology & Toxicology*. 67 (3). 1990. 192-198.
- In Vit** Montgomery, R. B., Moscatello, D. K., Wong, A. J., Cooper, J. A., and Stahl, W. L. 1995. differential modulation of mitogen-activated protein (map) kinase/extracellular signal-related kinase kinase and map kinase activities by a mutant epidermal growth factor receptor. *Vol. 270, No. 51, Pp. 30557-30561* J. Biol. Chem.
- Phys** Morimoto, S. and Ogawa, Y. 1995. ca(2+)-insensitive sustained contraction of skinned smooth muscle after acidic adp treatment [published erratum appears in am j physiol 1995 jun;268(6 pt 3):section c following table of contents]. *American Journal of Physiology* 268(1 Pt 1): C21-9.
- CP** Morimoto Sachio, Sato Osamu, and Ogawa Yasuo. 1995. effect of vanadate on ca-2+-activated force development and myosin light-chain phosphorylation in skinned aortic smooth muscle. *Japanese Journal of Pharmacology* 67(SUPPL. 1): 209P.
- Unrel** Moschcovich, L., Peyser, Y. M., Salomon, C., Burghardt, T. P., and Muhlrud, A. 1998. interaction of myosin subfragment 1 with two non-nucleotide atp analogues. *Biochemistry* 37(43): 15137-43.
- Abstract** Mountain, JT, Wagner, WD, and Stokinger, HE. 1959. effects of vanadium on growth, cholesterol metabolism and tissue components in laboratory animals on various diets. *Fed. Proc.* 18: 425 (Abstract).
- Unrel** Mujais, S. K. 1998. transport enzymes and renal tubular acidosis. *Seminars in Nephrology* 18(1): 74-82.
- In Vit** Muller, G., Ertl, J., Gerl, M., and Preibisch, G. 1997. leptin impairs metabolic actions of insulin in isolated rat adipocytes. *The Journal Of Biological Chemistry*. 272(16): 10585-10593.
- In Vit** Munson, K. B., Smerdon, M. J., and Yount, R. G. 1986. cross-linking of myosin subfragment 1 and heavy meromyosin by use of vanadate and a bis(adenosine 5'-triphosphate) analogue. *Biochemistry* 25(23): 7640-50.
- CP** Mustafi Devkumar(A) and Nakagawa Yasushi. 1994. characterization of calcium-binding sites in the kidney stone inhibitor glycoprotein nephrocalcin with vanadyl ions: electron paramagnetic resonance and electron nuclear double resonance spectroscopy. *Proceedings of the National Academy of Sciences of the United States of America* 91(24): 11323-11327.
- Abstract** Myron, D. R., Givand, S. H., Hopkins, L. L., and Nielsen, F. H. 1975. studies on vanadium deficiency in the rat. *Federation Proceedings*. 34 (3). 1975 923
- Unrel** Nagashima Katsuhiko(A), Haranaka Ruriko, Hasegawa Ritsuko, and Nakagawa Shigeki. 1993. effects of gorei-san on alcohol metabolism in mice with alcohol-induced hepatic injury. *Nihon University Journal of Medicine* 35(3): 127-135.

- No Oral** Nakamura, Seiji, Tanigawa, Keiichiro, Kawaguchi, Mikiko, Inoue, Yasushi, Xu, Gang, Nagami, Haruhiko, Teramoto, Makoto, Kato, Yuzuru, and Tamura, Katsuhiko. 1995. effect of chronic vanadate administration in partially depancreatized rats. *Diabetes Res. Clin. Pract.* (1995) 27(1): 51-9.
- Bio Acc** Nakanishi, Y., Kawamura, M., Ido, T., Iwata, R., Isizaki, T., and Kimura, S. 1991. changes of ascorbic acid and metabolic analysis of vanadate in rats with chronic administration of vanadate. *Biomed. Res. Trace Elem.* (1991) 2(2): 261-2.
- Phys** Nakashima Yasuharu(A), Hayashi Kazuo, Inadome Tatsuro, Uenoyama Kazuhide, Hara Toshihiko, Kanemaru Takaaki, Sugioka Yoichi, and Noda Iwao. 1997. hydroxyapatite-coating on titanium arc sprayed titanium implants. *Journal of Biomedical Materials Research* 35(3): 287-298.
- Rev** NAS, Subcommittee on Mineral Toxicity Committee on Animal Nutrition. 1980.: 588.
- In Vit** Natarajan, V., Scribner, W. M., Hart, C. M., and Parthasarathy, S. 1995. oxidized low density lipoprotein-mediated activation of phospholipase d in smooth muscle cells: a possible role in cell proliferation and atherogenesis. *Journal of Lipid Research* 36(9): 2005-16.
- In Vit** Natarajan V(A), Vepa, S., Shamlal, R., Al-Hassani, M., Ramasarma, T., Ravishankar, H. N., and Scribner, W. M. 1998. tyrosine kinases and calcium dependent activation of endothelial cell phospholipase d by diperoxovanadate. *Molecular and Cellular Biochemistry* 183(1-2): 113-124.
- FL** Natochin Yu V and Broinlikh Kh. 1991. using the methods of toxicology to study the evolution of renal function a problem paper. *Zhurnal Evolyutsionnoi Biokhimii i Fiziologii.* 27 (5). 1991. 584-589.
- FL** Nava de Leal, C. A., Villalobos, H., and Faria de Rodriguez, C. 1998. [changes in female reproduction induced by ammonium metavanadate in swiss albino mice]. <original> alteraciones de la reproduccion femenina, inducidas por el metavanato de amonio en raton albino suizo. *Investigacion Clinica* 39 Suppl 1: 99-122.
- In Vit** Nayler, R. A. and Sparrow, M. P. 1986. inhibition of cycling and noncycling cross bridges in skinned smooth muscle by vanadate. *American Journal of Physiology* 250(2 Pt 1): C325-32.
- No Oral** NBraunlich, H., Pfeifer, L., Grau, P., and Herr, M. 1989. renal effects of vanadate in rats. 50-57.
- In Vit** Nechay, B. R., Nanninga, L. B., and Nechay, P. S. E. 1986. vanadyl (iv) and vanadate (v) binding to selected endogenous phosphate, carboxyl, and amino ligands - calculations of cellular vanadium species distribution. *Archives Of Biochemistry And Biophysics* 251(1): 128-138.
- In Vit** Neely, M. D. and Boekelheide, K. 1988. sertoli cell processes have axoplasmic features: an ordered microtubule distribution and an abundant high molecular weight microtubule-associated protein (cytoplasmic dynein). *Journal of Cell Biology* 107(5): 1767-76.
- Phys** Nelson, E. J. and Hinkle, P. M. 1994. thyrotropin-releasing hormone activates ca²⁺ efflux. evidence suggesting that a plasma membrane ca²⁺ pump is an effector for a g-protein-coupled ca(2+)-mobilizing receptor. *Journal of Biological Chemistry* 269(49): 30854-60.
- In Vit** Nemir, M., Devouge, M. W., and Mukherjee, B. B. 1989. normal rat kidney cells secrete both phosphorylated and nonphosphorylated forms of osteopontin showing different physiological properties. *Journal of Biological Chemistry.* 264 (30). 1989. 18202-18208.

- In Vit** Newberry, E. P., Boudreaux, J. M., and Towler, D. A. 1996. the rat osteocalcin fibroblast growth factor (fgf)-responsive element: an okadaic acid-sensitive, fgf-selective transcriptional response motif. *Vol. 10, No. 8, Pp. 1029-1040* Mol. Endocrinol.
- Unrel** Nguyen, T. T., Scimeca, J. C., Filloux, C., Peraldi, P., Carpentier, J. L., and Van Obberghen E. 1993. co-regulation of the mitogen-activated protein kinase, extracellular signal-regulated kinase 1, and the 90-kda ribosomal s6 kinase in pc12 cells. distinct effects of the neurotrophic factor, nerve growth factor, and the mitogenic factor, epidermal growth factor. *Journal of Biological Chemistry* 268(13): 9803-10.
- In Vit** Niederau, C., Van Dyke, R. W., Scharschmidt, B. F., and Grendell, J. H. 1986. rat pancreatic zymogen granules. an actively acidified compartment. *Gastroenterology* 91(6): 1433-42.
- Unrel** Nielsen, F. H. 1981. consideration of trace element requirements for preparation of chemically defined Media. *The Growth Requirements of Vertebrate Cells in Vitro* : 68-81.
- CP** Nielsen, F. H. 1984. dietary copper, cystine and methionine affects vanadium metabolism in the rat. *Proceedings Of The North Dakota Academy Of Science*. Apr 1984. v. 38 p. 57.
- Mix** Nielsen, F. H. 1985. evidence for a relationship between vanadium and iron in the rat. *Nutrition Research*. 1985. (suppl. 1) : 527-530.
- Nut Def** Nielsen, F. H. 1990. new essential trace elements for the life sciences. *Biol Trace Elem Res.* 26-27: 599-611.
- CP** Nielsen, F. H. 1980. possible functions and medical significance of the abstruce trace Metals. *Martell, A. E. (Ed.). Acs (American Chemical Society) Symposium Series, Vol. 140. Inorganic Chemistry in Biology and Medicine; Symposium at the 178th Meeting, Washington, D.c., Usa, Sept. 10-11, 1979. Viii+436p. American Chemical Society: Washington, D.c., Usa. Illus. ISBN 0-8412-0588-4. 0 (0). 1980 (Recd. 1981). P23-42.*
- Rev** Nielsen, F. H. 1995. vanadium in mammalian physiology and nutrition. *Metal Ions in Biological Systems* 31: 543-73.
- Abstract** Nielsen, F. H. and Myorn, D. R. 1976. evidence which indicates a role for vanadium in labile methyl metabolism in chicks. *Federation Proceedings.* 35 (3). 1976 683
- Diss** Nielsen, F. H., Myron, D. R., and Uthus, E. O. 1978. newer trace elements - vanadium (v) and arsenic (as) deficiency signs and possible metabolic roles. *Trace Elem. Metab. Man Anim. Proc. Int. Symp., 3rd* : Meeting Date 1977, 244-7. Editor(s): Kirchgessner, M. Publisher: Arbeitskreis Tierernaehrungsforschung Weihenstephan Inst. Ernaehrungsphysiol., Freising-Weihenstephan, Ger.
- CP** Nielsen, F. H., Poellot, R. A., and Uthus, E. O. 1997. vanadium deprivation alters the changes in plasma thyroid hormone concentrations, pancreatic amylase activity, and serum lactate dehydrogenase activity in the bb rat caused by increasing dietary iodine. *FASEB Journal* 11(3): A148.
- HHE** Nielsen, F. H., Uhrich, K., and Uthus, E. O. 1984. interactions among vanadium, iron, and cystine in rats. growth, blood parameters, and organ wt (weight)/body wt ratios (human nutrition). *Biological Trace Element Research.* 6 (2): 117-132.
- CP** Nielsen, F. H., Uhrich, K. E., Shuler, T. R., and Uthus, E. O. 1983. influence of vanadium deprivation on hematopoiesis and other biochemical parameters in iron-deprived and -adequate rats. *Spurenelem.-Symp. 4th* : 127-34. Editor(s): Anke, Manfred. Publisher: Friedrich-Schiller-

Univ., Jena, Ger. Dem. Rep.

- Nutrition** Nielsen, Forrest H. 1998. the nutritional essentiality and physiological metabolism of vanadium in higher animals. *ACS Symp. Ser. (1998)* 711(Vanadium Compounds): 297-307.
- Rev** Nielsen, Forrest H., Hunt, Curtiss D., and Uthus, Eric O. 1980. interactions between essential trace and ultratrace elements. *Ann. N. Y. Acad. Sci. (1980)* 355(Micronutr. Interact.: Vitam., Miner., Hazard. Elem.): 152-64.
- Nut def** Nielsen, Forrest H., Uhrich, Kathryn, and Uthus, Eric O. 1984. interactions among vanadium, iron, and cystine in rats. growth, blood parameters, and organ wt/body wt ratios. *Biol. Trace Elem. Res. (1984)* 6(2): 117-32.
- Phys** Nishimura, J. and Van Breemen C. 1991. energetic aspects of the regulation of calcium sensitivity of permeabilized rabbit mesenteric artery possible involvement of a second calcium regulatory system in smooth muscle contraction. *Journal of Pharmacology and Experimental Therapeutics.* 258 (2). 1991. 397-402.
- Phys** Nishizawa, N., Okano, Y., Chatani, Y., Amano, F., Tanaka, E., Nomoto, H., Nozawa, Y., and Kohno, M. 1990. mitogenic signaling pathways of growth factors can be distinguished by the involvement of pertussis toxin-sensitive gtp binding protein and of protein kinase c. *CELL REGUL.* 1 (10). 1990. 747-762.
- FL** Novakova, S., Nikolchev, G., Angelieva, R., Dinoeva, S., and Mautner, G. 1981. effect of vanadium on experimental atherosclerosis. *Gigiena i Sanitariya* (11): 58-59.
- FL** Novakova, S., Nikolchev, G., Mautner, G., Angelieva, R., and Dinoeva, S. 1983. [effect of several microelements contained in drinking water on the development of atherosclerosis]. <original> prouchvane vliianiето na niakoi mikroelementi, sudurzhashti se v piteinite vodi, vurkhu razvitiето na aterosklerozata. *Problemi Na Khigienata* 8: 121-31.
- FL** Novakova, S. D. and Angelieva, R. S. 1980. changes in some trace elements in the blood and organs of animals with experimental atherosclerosis. *Gigiena i Sanitariya* (7): 64-65.
- No Oral** Oberg, Steven G., Parker, Robert D. R., and Sharma, R. P. 1978. distribution and elimination of an intratracheally administered vanadium compound in the rat. *Toxicology (1978)* 11(4): 315-23.
- Phys** Odekon, L. E., Sato, Y., and Rifkin, D. B. 1992. urokinase-type plasminogen activator mediates basic fibroblast growth factor-induced bovine endothelial cell migration independent of its proteolytic activity. *Journal of Cellular Physiology.* 150 (2). 1992. 258-263.
- Phys** Ogiwara, T., Chik, C. L., and Ho, A. K(A). 1997. tyrosine kinase inhibitors enhance ghrh-stimulated camp accumulation and gh release in rat anterior pituitary cells. *Journal of Endocrinology* 152(2): 193-199.
- Nut def** Ohmori, S. and Takagi, Y. 1991. elemental concentrations in hair of protein malnourished rats and zinc deficient rats. *Biomed. Res. Trace Elem.* 2(2): 203-4 .
- In Vit** Okazaki Yoshimitsu(A), Rao Sethumadhvan, Ito Yoshimasa, and Tateishi Tetsuya. 1998. corrosion resistance, mechanical properties, corrosion fatigue strength and cytocompatibility of new ti alloys without al and v. *Biomaterials* 19(13): 1197-1215.
- Diss** Oladut, Wole Kola. 1986. chromium, vanadium and ascorbate effects on lipids, cortisol, glucose and tissue ascorbate of guinea pigs. *Avail.: Univ. Microfilms Int. Order No. DA8627662*

From: Diss. Abstr. Int. B 1987, 47. 8. 3301. 132 pp.

- FL** Ordzhonikidze, E. K., Roshchin, A. V., Shalганova, I. V., Bogomazov, M. Ya., and Kazimov, M. A. distribution in and elimination of vanadium from the body. *Gig. Tr. Prof. Zabol. (1977)* (6): 29-34.
- Alt** Oster, Michelle H., Llobet, Juan M., Domingo, Jose L., German, J. Bruce, and Keen, Carl L. vanadium treatment of diabetic sprague-dawley rats results in tissue vanadium accumulation and pro-oxidant effects. *Toxicology (1993)* 83(1-3): 115-30.
- Alt** Ozcelikay, A. T., Pekiner, C., Ari, N., Ozturk, Y., Ozuari, A., and Altan, V. M. 1994. the effect of vanadyl treatment on vascular responsiveness of streptozotocin-diabetic rats. *Diabetologia* 37(6): 572-8.
- Alt** Ozturk, Yusuf, Yildizoglu-Ari, Nuray, Pekiner, Can, Ozcelikay, A. Tanju, and Altan, V. Melih . vanadate treatment reverses gastrointestinal complications in the streptozotocin-diabetic rats. *Gen. Pharmacol. (1994)* 25(6): 1109-14 .
- In Vit** Palmer Gaby, Bonjour Jean-Philippe, and Caverzasio Joseph(A). 1996. stimulation of inorganic phosphate transport by insulin-like growth factor i and vanadate in opossum kidney cells is mediated by distinct protein tyrosine phosphorylation processes. *Endocrinology* 137(11): 4699-4705.
- Alt** Pandharpurkar, Swati and Shastri, N. V. 1992. effect of vanadate on tryptophan metabolism in streptozotocin diabetic rats. *Indian J. Biochem. Biophys. (1992)* 29(6): 519-21.
- In Vit** Paris, S. , Chambard, J. C., and Pouyssegur, J. 1987. coupling between phosphoinositide breakdown and early mitogenic events in fibroblasts. studies with fluoroaluminate, vanadate, and pertussis toxin. *Journal of Biological Chemistry* 262(5): 1977-83.
- Bio Acc** Patterson, B. W., Hansard, S. L. II, Ammerman, C. B., Henry, P. R., Zech, L. A., and Fisher, W. R. 1986. kinetic model of whole-body vanadium metabolism: studies in sheep. *American Journal of Physiology* 251(2,II): R325-R332.
- Alt** Paulson, D. J., Kopp, S. J., Tow, J. P., and Peace, D. G. 1987. effects of vanadate on in vivo myocardial reactivity to norepinephrine in diabetic rats. *Journal of Pharmacology and Experimental Therapeutics* 240(2): 529-34.
- Alt** Peabody, R. A., Wallach, S., Verch, R. L., and Lifschitz, M. L. effect of hormone replacement on vanadium metabolism in hypophysectomized rats. *CLIN RES; 25 (3). 1977 515A*
- Alt** Peabody, Richard A., Wallach, Stanley, Verch, R. Laurence, and Lifschitz, Mervyn. 1980. effect of lh and fsh on vanadium distribution in hypophysectomized rats. *Proc. Soc. Exp. Biol. Med. (1980)* 165(2): 349-53.
- Alt** Peabody, Richard A., Wallach, Stanley, Verch, R. Laurence, and Lifschitz, Mervyn L. 1977. effect of thyroxine and growth hormone replacement on vanadium metabolism in hypophysectomized rats. *Trace Subst. Environ. Health (1977)* : 11, 297-304.
- Alt** Peabody, Richard A., Wallach, Stanley, Verch, Raymond L., and Kraszeski, Jon. metabolism of vanadium-48 in normal and endocrine-deficient rats. *Trace Subst. Environ. Health (1976)* : 10, 441-50.
- Drug** Perez-Guerrero C(A), Herrera, M. D., and Marhuenda, E. 1996. relaxant effect of tetrazepam on

rat uterine smooth muscle: role of calcium movement. *Journal of Pharmacy and Pharmacology* 48(11): 1169-1173.

- Drug** Perez Vallina J R, Menendez Antolin L, Cantabrana, B., Sanchez, M., and Hidalgo A(A). 1995. involvement of sodium/calcium exchange in the diclofenac-induced spasmolytic effect of rat uterus. *General Pharmacology* 26(6): 1249-1253.
- Drug** Perez Vallina J R, Menendez Antolin L, Cantabrana, B., Sanchez, M., and Hidalgo A(A). 1998. nitric oxide and cyclic nucleotides participate in the relaxation of diclofenac on rat uterine smooth muscle. *General Pharmacology* 30(1): 25-29.
- In Vit** Perren, S. M., Geret, V., Tepic, M., and Rahn, B. A. P., A. Meunier and A. J. C. Lee (Ed.). *Advances in Biomaterials*, Vol. 6. Biological and Biomechanical Performance of Biomaterials; Fifth European Conference. Quantitative Evaluation of Biocompatibility of Vanadium Free Titanium Alloys. *Christel*: Aris, France, September 4-6, 1985. Xiii+536p. Elsevier Science Publishers B.v.: Amsterdam, Netherlands (Dist. For the Usa and Canada by Elsevier Science Publishing Co. Inc.: New York, New York, Usa. Illus. ISBN 0-444-42666-3.; 0 (0). 1986 (RECD. 1987). 397-402.
- FL** Pertseva, M. N., Kuznetsova, L. A., Mazina, T. I., and Plesneva, S. A. 1982. [functional properties of the catecholamine-sensitive adenylyl cyclase system in embryonic skeletal muscle]. <original> izuchenie funktsional'nykh svoistv katekholaminchuvstvitel'noi adenilattsiklaznoi sistemy v embrional'noi skeletnoi myshtse. *Biokhimiia* 47(10): 1678-86.
- Alt** Peterson, J. W. 1980. vanadate ion inhibits actomyosin interaction in chemically skinned vascular smooth muscle. *Biochemical and Biophysical Research Communications*. 95 (4). 1980. 1846-1853.
- Unrel** Pillay, T. S. and Makgoba, M. W. 1992. enhancement of epidermal growth factor (egf) and insulin-stimulated tyrosine phosphorylation of endogenous substrates by sodium selenate. *FEBS Letters* 308(1): 38-42.
- Unrel** Pizauro, J. M., Demenis, M. A., Ciancaglini, P., and Leone, F. A. 1998. kinetic characterization of a membrane-specific atpase from rat osseous plate and its possible significance on endochondral ossification. *Biochimica Et Biophysica Acta* 1368(1): 108-14.
- Bio Acc** Plantow, N and Abbey, HK. 1968. toxicity of vanadium in calves. *Vet. Rec.* 82: 292.
- FL** Plesneva, S. A. 1982. effect of vanadium compounds on enzymic activity in sarcolemma of developing skeletal muscles. *Ukrainskii Biokhimiicheskii Zhurnal*. 54 (3). 1982. 264-269.
- Drug** Plotnick Arnold N(A). 1999. non-insulin dependent (type 2) diabetes mellitus in the cat: current concepts. *Feline Practice* 27(6): 14-19.
- In Vit** Ponce-Monter, Hector, Villanueva, Teodoro, Ortega, Bertha G., and Campos, Maria G. 1995. vanadate-induced potentiation of smooth muscle contractility in the rat depolarized uterus. *Arch. Med. Res. (1995)* 26(Spec. Issue): S185-S188.
- In Vit** Posner, Barry I., Faure, Robert, Burgess, James W., Bevan, A. Paul, Lachance, Danielle, Zhang-Sun, Guiyi, Fantus, I. George, Ng, Jesse B., Hall, David A., and et al. 1994. peroxovanadium compounds. a new class of potent phosphotyrosine phosphatase inhibitors which are insulin mimetics. *J. Biol. Chem. (1994)* 269(6): 4596-604.
- No Oral** Poucheret, Patrick, Verma, Subodh, Grynypas, Marc D., and McNeill, John H. 1998. vanadium and

diabetes. *Mol. Cell. Biochem.* (1998) 188(1&2): 73-80.

- No COC** Preuss, Harry G., Jarrell, S. Taylor, Scheckenbach, Rich, Lieberman, Shari, and Anderson, Richard A. 1998. comparative effects of chromium, vanadium and gymnema sylvestre on sugar-induced blood pressure elevations in shr. *J. Am. Coll. Nutr.* (1998) 17(2): 116-123 .
- In Vit** Prins, B. A., Weber, M. J., Hu, R. M., Pedram, A., Daniels, M., and Levin, E. R. 1996. atrial natriuretic peptide inhibits mitogen-activated protein kinase through the clearance receptor. potential role in the inhibition of astrocyte proliferation. *Journal of Biological Chemistry* 271(24): 14156-62.
- Phys** Pugazhenth, S., Angel, J. F., and Khandelwal, R. L. 1993. effects of vanadate administration on the high sucrose diet-induced aberrations in normal rats. *Molecular And Cellular Biochemistry.* 122(1): 69-75.
- Alt** Pugazhenth, S., Hussain, A., Yu, B., Brownsey, R. W., Angel, J. F., and Khandelwal, R. L. 1995. vanadate induces normolipidemia and a reduction in the levels of hepatic lipogenic enzymes in obese zucker rat. *Molecular and Cellular Biochemistry* 153(1-2): 211-5.
- Alt** Pugazhenth, Subbiah, Angel, Joseph F., and Khandelwal, Ramji L. 1993. effects of high sucrose diet on insulin-like effects of vanadate in diabetic rats. *Mol. Cell. Biochem.* (1993) 122(1): 77-84.
- Nutrition** Pugazhenth, Subbiah, Angel, Joseph F., and Khandelwal, Ramji L. 1996. effects of vanadate supplementation on high fat- diet and diabetes-induced metabolic changes in liver. *Indian J. Clin. Biochem.* (1996) 11(2): 108-114.
- Alt** Pugazhenth, Subbiah, Hussain, Atta, Yu, Bing, Brownsey, Roger W., Angel, Joseph F., and Khandelwal, Ramji L. 1995. vanadate induces normolipidemia and a reduction in the levels of hepatic lipogenic enzymes in obese zucker rat. *Mol. Cell. Biochem.* (1995) 153(1&2): 211-15.
- Drug** Puig-Parellada, P., Planas, J. M., Marmol, F., and Valdecasas, F. G. 1981. effect of vanadate on pharmacological actions of cardiac glucosides. *Pharmacological Research Communications* 13(6): 571-7.
- In Vit** Puzas, J. E. and Brand, J. S. 1985. bone cell phosphotyrosine phosphatase: characterization and regulation by calcitropic hormones. *Endocrinology* 116(6): 2463-8.
- Fate** Quinn, T. L. and Ondov, J. M. 1998. influence of temporal changes in relative humidity on dry deposition velocities and fluxes of aerosol particles bearing trace elements. *Atmos. Environ.* (1998) 32(20): 3467-3479.
- No Oral** Rae, T. 1986. the biological Response to Titanium and Titanium-aluminum-vanadium Alloy Particles Ii. Long-term Animal Studies. *Biomaterials*; 7 (1). 1986. 37-40.
- Drug** Raju, Jayadev, Gupta, Dhananjay, Rao, A. Ramesha, and Baquer, Najma Z. 1999. effect of antidiabetic compounds on glyoxalase i activity in experimental diabetic rat liver. *Indian J. Exp. Biol.* (1999) 37(2): 193-195.
- Alt** Ramanadham, S., Brownsey, R. W., Cros, G. H., Mongold, J. J., and McNeill, J. H. 1989. sustained prevention of myocardial and metabolic abnormalities in diiabetic rats following withdrawal from oral vanadyl treatment. *Metabolism: Clinical And Experimental.* 38(10): 1022-1028.

- Alt** Ramanadham, Sasanka, Heyliger, Clayton, Gresser, Michael J., Tracey, Alan S., and McNeill, John H. 1991. the distribution and half-life for retention of vanadium in the organs of normal and diabetic rats orally fed vanadium(IV) and vanadium(V). *Biol. Trace Elem. Res.* 30(2): 119-24.
- FL** Rapis, E. G. pathogenesis and treatment of traumatic hemophthalmia. 1978. *Izvestiya Akademii Nauk Turkmenskoi Ssr Seriya Biologicheskikh Nauk.* (2). 1978 94-96.
- FL** Rapis, E. G. and Gratsianskaya, E. A. 1979. treatment of experimental hemophthalmia with vanadium. *Zdravookhr. Turkm.* (1979) 23(5): 7-10.
- In Vit** Rauch, N. and Roskoski, R. Jr. 1984. characterization of cyclic amp-dependent phosphorylation of neuronal membrane proteins. *Journal of Neurochemistry* 43(3): 755-62.
- In Vit** Rawson, C., Cosola-Smith, C., and Barnes, D. 1990. death of serum-free mouse embryo cells caused by epidermal growth factor deprivation is prevented by cycloheximide, 12-o-tetradecanoylphorbol-13-acetate, or vanadate. *Experimental Cell Research* 186(1): 177-81.
- No COC** Ray, W. J. Jr, Puvathingal, J. M., and Liu, Y. 1991. formation of substrate and transition-state analogue complexes in crystals of phosphoglucomutase after removing the crystallization salt. *Biochemistry.* 30 (28). 1991. 6875-6885.
- In Vit** Reddy, R. L., Reddy, B. V., and Reddy, P. R. K. 1989. effects of vanadyl sulfate on ornithine decarboxylase and progesterone levels in the ovary of rat. *Biochemistry International* 18(2): 467-474.
- Nutrition** Reeves, P. G. and <Editors> Beck, M. A. et al. 1997. components of the ain-93 diets as improvements in the ain-76a diet. *Journal of Nutrition* 127(5SUPPL): 838S-841S.
- Nutrition** Reeves, Philip G., Nielsen, Forrest H., and Fahey, George C. Jr. 1993. ain-93 purified diets for laboratory rodents: final report of the american institute of nutrition ad hoc writing committee on the reformulation of the ain-76a rodent diet. *J. Nutr.* (1993) 123(11, Pt. 1): 1939-51 .
- In Vit** Register, T. C. and Wuthier, R. E. 1984. effect of vanadate, a potent alkaline phosphatase inhibitor, on ⁴⁵Ca and ³²Pi uptake by matrix vesicle-enriched fractions from chicken epiphyseal cartilage. *Journal of Biological Chemistry* 259(6): 3511-8.
- Acu** Rhoads, K. and Sanders, C. L. 1985 . lung clearance, translocation, and acute toxicity of arsenic, beryllium, cadmium, cobalt, lead, selenium, vanadium, and ytterbium oxides following deposition in rat lung. *Environmental Research* 36(2): 359-378.
- CP** Richelmi, P., Berte, F., Mirabelli, F., and Bellomo, G. 1988. multiple mechanisms of vanadate induced cell Killing. *First International Meeting on Molecular Mechanisms of Metal Toxicity and Carcinogenicity*
- In Vit** Richelmi, P., Mirabelli, F., Salis, A., Finardi, G., Berte, F., and Bellomo, G. on the role of mitochondria in cell injury caused by vanadate-induced calcium overload. *Toxicology.* 5(1): 29-44.
- No Oral** Ridgway, L. P. and Karnofsky, D. A. 1952. the effects of metals on the chick embryo: toxicity and production of abnormalities in development. *Ann N Y Acad Sci.* 55: 203-215.
- Phys** Rieber, M. and Rieber, M. S. 1993. early inhibition of protein phosphatases preferentially blocks phorbol ester-stimulated mitogenic signalling in melanocytes: increase in specific tyrosine phosphoproteins. *Biochemical and Biophysical Research Communications* 192(2): 483-91.

- Unrel** Rieber Mary Strasberg and Rieber Manuel(A). 1994. uv radiation induces dna fragmentation and cell death in b16 melanoma sensitized by bromodeoxyuridine: impaired c-jun induction and defective tyrosine phosphorylation signalling. *Biochemical and Biophysical Research Communications* 203(3): 1629-1637.
- In Vit** Rijksen, Gert, Voller, Maureen C. W., and Van Zoelen, Everardus J. J. 1993. orthovanadate both mimics and antagonizes the transforming growth factor .beta. action on normal rat kidney cells. *J. Cell. Physiol. (1993)* 154(2): 393-401.
- CP** Rising, R., Maiorino, P. M., and Reid, B. L. 1985. vanadium and egg quality. *69TH Annual Meeting of the Federation of American Societies for Experimental Biology, Anaheim, Calif., Usa, Apr. 21-26, 1985. Fed Proc. 44 (3). 1985. 761.*
- Gene** Robinson, H. L(A), Tracy, S. E., Nair, N., Taglienti-Sian, C., and Gamett, D. C. 1992. characterization of an angiosarcoma-inducing mutation in the erbb oncogene. *Oncogene* 7(10): 2025-2030.
- In Vit** Rodriguez-Gil, J. E., Gomez-Foix, A. M., Fillat, C., Bosch, F., and Guinovart, J. J. 1991. activation by vanadate of glycolysis in hepatocytes from diabetic rats. *Diabetes. 40 (10). 1991. 1355-1359.*
- Alt** Rodriguez-Gil, Joan E., Gomez-Foix, Anna M., Arino, Joaquin, Guinovart, Joan J., and Bosch, Fatima. 1989. control of glycogen synthase and phosphorylase in hepatocytes from diabetic rats . effects of glucagon, vasopressin, and vanadate. *Diabetes (1989)* 38(6): 793-8.
- In Vit** Rose, B., Yada, T., and Loewenstein, W. R. 1986. downregulation of cell-to-cell communication by the viral src gene is blocked by tmb-8 and recovery of communication is blocked by vanadate. *Journal of Membrane Biology* 94(2): 129-42.
- FL** Roshchin, A. V. and Kazimov, M. A. 1980. [effect of vanadium on the generative function of experimental animals]. <original> o vliianii vanadiia na generativnuiu funktsiiu eksperimental'nykh zhiivotnykh. *Gigiena Truda i Professional'Nye Zabolevaniia* (5): 49-51.
- FL** Roshchin, A. V. and Kazimov, M. A. 1980. effect of vanadium on the generative function of laboratory animals. *Gig. Tr. Prof. Zabol. (1980)* (5): 49-51.
- BioAcc** Roshchin, A. V., Ordzhonikidze, E. K., and Shalganova, I. V. 1980. vanadium-toxicity, metabolism, carrier state. *J Hyg Epidemiol Microbiol Immunol* 24:377-383,1980
- Mix** Rossetti, Luciano, Giaccari, Andrea, Klein-Robbenhaar, Eveline, and Vogel, Leslie R. 1990. insulinomimetic properties of trace elements and characterization of their in vivo mode of action. *Diabetes* 39(10): 1243-50 .
- In Vit** Rotenberg, S. A. and Brautigan, D. L. 1987. membrane protein phosphotyrosine phosphatase in rabbit kidney. proteolysis activates the enzyme and generates soluble catalytic fragments. *Biochemical Journal* 243(3): 747-54.
- In Vit** Rubinoff, M. J. and Nellans, H. N. 1985. active calcium sequestration by intestinal microsomes. stimulation by increased calcium load. *Journal of Biological Chemistry* 260(13): 7824-8.
- Phys** Ruff Susan J, Chen Katherine, and Cohen Stanley(A). 1997. peroxovanadate induces tyrosine phosphorylation of multiple signaling proteins in mouse liver and kidney. *Journal of Biological Chemistry* 272(2): 1263-1267.

- In Vit** Rukenstein, A., Rydel, R. E., and Greene, L. A. 1991. multiple agents rescue pc12 cells from serum-free cell death by translation-independent and transcription-independent mechanisms. *Journal of Neuroscience*. 11 (8). 1991. 2552-2563.
- Phys** Russo Nello, Shapiro Robert(A), and Vallee Bert L. 1997. 5'-diphosphoadenosine 3'-phosphate is a potent inhibitor of bovine pancreatic ribonuclease a. *Biochemical and Biophysical Research Communications* 231(3): 671-674.
- No Oral** Ryder, J. W. and Gordon, J. A. 1987. invivo effect of sodium ortho-vanadate on pp60(c-src) kinase. *Molecular And Cellular Biology* 7(3): 1139-1147.
- In Vit** Ryder, John W. and Gordon, Julius A. 1987. in vivo effect of sodium orthovanadate on pp60c-src kinase. *Mol. Cell. Biol.* (1987) 7(3): 1139-47.
- No Oral** Sabbioni, E., Marafante, E., Amantini, L., Ubertalli, L., and Birattari, C. 1978. similarity in metabolic patterns of different chemical species of vanadium in the rat. *Bioinorg. Chem.* (1978) 8(6): 503-15.
- In Vit** Sabbioni, E., Pozzi, G., Devos, S., Pintar, A., Casella, L., and Fischbach, M. 1993. the intensity of vanadium(v)-induced cytotoxicity and morphological transformation in balb/3t3 cells is dependent on glutathione-mediated bioreduction to vanadium(iv). *Carcinogenesis* 14(12): 2565-8.
- No Oral** Sabbioni, E. and Rade, J. 1980. relationships between iron and vanadium metabolism the association of vanadium with bovine lactoferrin. *Toxicology Letters (Amsterdam)*. 5 (6). 1980. 381-388.
- Unrel** Sadiq, M. and Zaidi, T. H. 1984. vanadium and nickel content of nowruz spill tar flakes on the saudi-arabian coastline and their probable environmental impact. *Bulletin of Environmental Contamination and Toxicology*. 32 (6). 1984. 635-639.
- No Oral** Sakurai, H., Tsuchiya, K., Nukatsuka, M., Sofue, M., and Kawada, J. 1990. insulin-like effect of vanadyl ion on streptozotocin-induced diabetic rats. *Journal of Endocrinology* 126(3): 451-9.
- Rev** Sakurai, Hiromu, Fujisawa, Yae, Fujimoto, Seiki, Yasui, Hiroyuki, and Takino, Toshikazu. 1999. role of vanadium in treating diabetes. *J. Trace Elem. Exp. Med.* (1999) 12(4): 393-401.
- Alt** Salimuddin, Upadhyaya, K. C., and Baquer, Najma Z. 1996. effects of vanadate and insulin on the activities of selected enzymes of amino acid metabolism in alloxan diabetic rat kidney. *Biochem. Mol. Biol. Int.* (1996) 40(4): 853-860.
- Phys** Salvador Jesus M and Mata Ana M(A). 1998. characterization of the intracellular and the plasma membrane ca²⁺-atpases in fractionated pig brain membranes using calcium pump inhibitors. *Archives of Biochemistry and Biophysics* 351(2): 272-278.
- No Oral** Sambrano, G. R. and Steinberg, D. 1995. recognition of oxidatively damaged and apoptotic cells by an oxidized low density lipoproteins receptor on mouse peritoneal macrophages: role of membrane phosphatidylserine. *Proceedings Of The National Academy Of Sciences Of The United States Of America*. 92(5): 1396-1400.
- No Oral** Sanchez, D. J., Gomez, M., Domingo, J. L., Llobet, J. M., and Corbella, J. 1992. maternal and developmental toxicity of metavanadate in mice. *Met. Ions Biol. Med. Proc. Int. Symp., 2nd* : 319-20. Editor(s): Anastassopoulou, Jane. Publisher: Libbey, Montrouge, Fr.
- No Oral** Sanchez, Domenec J., Colomina, M. Teresa, Domingo, Jose L., and Corbella, Jacint. 1999.

prevention by sodium 4,5-dihydroxybenzene-1,3-disulfonate (tiron) of vanadium-induced behavioral toxicity in rats. *Biol. Trace Elem. Res.* (1999) 69(3): 249-259.

- CP** Sanghvi, A. N., Steenbergen, D. K., Seifert, S. A., Kempson, S. A., and Peavy, D. E. 1994. vanadate action on renal phosphate transport. *Proceedings of the Society for Experimental Biology and Medicine*; 207
- Unrel** Santacatterina, G., Grippaudo, G., Valfre, F., and Cecchetti, G. 1966. [vanadium and experimental caries. vii. action of vanadium on the development of lactobacillus acidophilus and streptococcus lactis]. <original> vanadio e carie sperimentale. vii. azione del vanadio sullo sviluppo del lactobacillus acidophilus e dello streptococcus lactis. *Annali Di Stomatologia* 15(10): 773-8.
- No Oral** Sarangarajan, Rangaprasad and Cacini, William. 1999. normalization of hyperglycaemia by oral vanadyl sulfate does not reverse diabetes-induced protection against cisplatin nephrotoxicity in streptozotocin-diabetic rats. *Pharmacol. Toxicol. (Copenhagen)* (1999) 85(4): 169-173.
- Carcin** Sardar, S., Mondal, A., and Chatterjee, M. 1993. protective role of vanadium in the survival of hosts during the growth of a transplantable murine lymphoma and its profound effects on the rates and patterns of biotransformation. *Neoplasma* (1993) 40(1): 27-30.
- CP** Savchenko, A., Molokanova, E., and Kramer, R. H. 1998. modulation of retinal rod cng channels by tyrosine phosphorylation and insulin-like growth factor (igf-1). *IOVS* 39(4): S964.
- Alt** Saxena, Amit K., Srivastava, Poonam, Kale, R. K., and Baquer, N. Z. 1992. effect of vanadate administration on polyol pathway in diabetic rat kidney. *Biochem. Int.* (1992) 26(1): 59-68.
- Alt** Saxena, Amit Kumar, Srivastava, Poonam, and Baquer, Najma Zaheer. 1992. effects of vanadate on glycolytic enzymes and malic enzyme in insulin-dependent and -independent tissues of diabetic rats. *Eur. J. Pharmacol.* (1992) 216(1): 123-6.
- Alt** Saxena, Amit Kumar, Srivastava, Poonam, Kale, Raosaheb K., and Baquer, Najma Zaheer. 1993. impaired antioxidant status in diabetic rat liver. effect of vanadate. *Biochem. Pharmacol.* (1993) 45(3): 539-42.
- Unrel** Schmidt, T. A., Larsen, J. S., and Kjeldsen, K. 1992. quantification of rat cerebral cortex na⁺,k⁽⁺⁾-atpase: effect of age and potassium depletion. *Journal of Neurochemistry* 59(6): 2094-104.
- In Vit** Schoenle, E. J., Adams, L. D., and Sammons, D. W. 1984. insulin-induced rapid decrease of a major protein in fat cell plasma membranes. *Journal of Biological Chemistry* 259(19): 12112-6.
- In Vit** Scholz, H., Hackbarth, I., Schmitz, W., and Wetzel, E. 1980. effect of vanadate on myocardial force of contraction. *Basic Research in Cardiology* 75(3): 418-22.
- Phys** Schramek, H., Schumacher, M., and Pfaller, W. 1996. sustained erk-2 activation in rat glomerular mesangial cells: differential regulation by protein phosphatases. *American Journal of Physiology* 271(2 Pt 2): F423-32.
- Dup** Schroeder, H. A. 1970. *Metallic Micronutrients and Intermediary Metabolism: Progress Rept. No. 3 (Final)*.: 22 p.
- Nut def** Schroeder, H. A. and Balassa, J. J. 1967. arsenic, germanium, tin and vanadium in mice: effects on growth, survival and tissue levels. *J. Nutr.* 92(2): 245-252.

- FL** Schulz, L. O. 1988. suppression of the hepatic glucose-6-phosphatase system in diabetic rats by vanadate. *Annals Of Nutrition And Metabolism*. 32(5/6): 289-296.
- Nutrition** Schwarz, K. 1974. recent dietary trace element research exemplified by tin fluorine and silicon. *Federation Proceedings*. 33 (6). 1974 1748-1757
- Abstract** Schwarz, K. and Milne, D. B. growth effects of vanadium in rats in a trace element controlled environment. *Federation Proceedings*. 30 (2). 1971 462
- Rev** Schwarz, K. and Milne, D. B. 1971. growth effects of vanadium in the rat. *Science* 174(7): 426-8.
- Mineral** Seaborn, Carol D., Mitchell, Earl D., and Stoecker, Barbara J. 1993. vanadium and ascorbate effects on 3-hydroxy-3-methylglutaryl coenzyme a reductase, cholesterol and tissue minerals in guinea pigs fed low-chromium diets. *Magnesium Trace Elem. (1993)* Volume Date 1992, 10(5-6): 327-38 .
- Alt** Sekar, N. and Govindasamy, S. 1991. effects of vanadate on plasma lipoprotein profiles in experimentally diabetic rats. *Biochem. Int. (1991)* 23(5): 935-40.
- Alt** Sekar, N., William, S., Balasubramaniam, N., Kamarajan, P., and Govindasamy, S. 1990. optimization of sodium orthovanadate to treat streptozotocin-induced diabetic rats. *J. Biosci. (1990)* 15(2): 67-75.
- CP** Sell, J. L., Arthur, J. A., and Williams, I. L. adverse effects of dietary vanadium contributed by di calcium phosphate on egg albumin Quality. *71st Annual Meeting of the Poultry Science Association, Inc. Poult Sci.* 61 (7). 1982. 1541-1542.
- CP** Sell, Jerry L. reevaluation of vanadium's influence on interior quality of eggs. *Proc. - Cornell Nutr. Conf. Feed Manuf. (1984)*
- CP** Serck-Hanssen, G. and Skar, R. 1993. effects of igf-i and igf binding proteins in adrenomedullary chromaffin cells. *Diabetologia* 36(SUPPL. 1): A126.
- Oil** Seys, J. and Meire, P. Institute of Nature Conservation Brussels Belgium. 1997. oil pollution and seabirds. *Bulletin De La Societe Royale Des Sciences De Liege*. V. 66(1-3) P. 61-66
- Alt** Shah, K. R., Matsubara, T., Foerster, D. R., Xu, Y. J., and Dhalla, N. S. 1995. mechanisms of inotropic responses of the isolated rat hearts to vanadate. *International Journal of Cardiology* 52(2): 101-13.
- Surv** Shahin, Usama, Yi, Seung-Muk, Paode, Rajendra D., and Holsen, Thomas M. long-term elemental dry deposition fluxes measured around lake michigan with an automated dry deposition sampler. *Environ. Sci. Technol. (2000)* 34(10): 1887-1892 .
- Dup** Sharma, R. P., Coulombe, R. A. Jr, and Srisuchart, B. 1986. effects of dietary vanadium exposure on levels of regional brain neurotransmitters and their metabolites. *Biochemical Pharmacology* 35(3): 461-5.
- Rev** Sharma, R. P., Parker, R. Dr, Oberg, S. G., Bourcier, D. R., and Verma, M. P. 250. toxicologic aspects of vanadium a byproduct of western energy development. *ROM*
- Rev** Shechter, Y. , Li, J., Meyerovitch, J., Gefel, D., Bruck, R., Elberg, G., Miller, D. S., and Shisheva,

- A. 1995. insulin-like actions of vanadate are mediated in an insulin-receptor-independent manner via non-receptor protein tyrosine kinases and protein phosphotyrosine phosphatases. *Molecular and Cellular Biochemistry* 153(1-2): 39-47.
- Drug** Shechter, Yoram. 1998. insulin-like effects of vanadium: mechanisms of action, clinical and basic implications. *Lett. Pept. Sci. (1998)* 5(5-6): 319-322.
- No Oral** Sheriff, D. S. 1991. effect of vanadium on rat liver and testicular glutathione (gsh) and lipid peroxide levels. *Reproductive Toxicology* 5(6): 513-5.
- CP** Sheu, C. W. and Rodriguez, I. 1991. proliferation and morphological changes in balb-3t3 cells treated with sodium vanadate. *Twenty-second Annual Scientific Meeting of the Environmental Mutagen Society*
- Drug** Shi, Shang-Jin, Preuss, Harry G., Abernethy, Darrell R., Li, Xin, Jarrell, S. Taylor, and Andrawis, Nabil S. 1997. elevated blood pressure in spontaneously hypertensive rats consuming a high sucrose diet is associated with elevated angiotensin ii and is reversed by vanadium. *J. Hypertens. (1997)* 15(8): 857-862.
- In Vit** Shimada, T. and Sunano, S. 1985. contraction independent of extracellular calcium by sodium vanadate in guinea-pig vas deferens. *Japanese Journal of Smooth Muscle Research.* 21 (2). 1985. 107-118.
- Abstract** Shimai, S. 1981. effects of combined administration of trace amount of metals on the behavioral development of mouse offspring. *Teratology* 24(1):31A,1981
- CP** Shuler, T. R. and Nielsen, F. H. 1985. interactions among vanadium, copper and sulfur amino acids affect liver trace element content. *Trace Elem. Man Anim. -- TEMA 5 Proc. Int. Symp., 5th* : Meeting Date 1984, 382-4. Editor(s): Mills, C. F.; Bremner, I.; Chesters, J. K. Publisher: CAB, Farnham Royal, Slough, UK..
- No Dose** Siegel, H. S., Hammad, S. M., and Marks, H. L. 1995. atherosclerosis in japanese quail males selected for high or low plasma cholesterol. *Poultry Science* 74(10): 1712-1716.
- No Oral** Simon, J. the effect of injected vanadate on fasted growing chickens. *Arch. Gefluegelkd. (1988)* 52(2): 75-9.
- Acute** Singh, P. P. and Junnarkar, A. Y. 1991. behavioural and toxic profile of some essential trace metal salts in mice and Rats. *Indian J Pharmacol.* 23(3): 153-159.
- In Vit** Slayman, C. L. 1987. the plasma membrane atpase of neurospora: a proton-pumping electroenzyme. *Journal of Bioenergetics and Biomembranes* 19(1): 1-20.
- Species** Smith, David P., Kennedy, James H., and Dickson, Kenneth L. an evaluation of a naidid oligochaete as a toxicity test organism. *Environ. Toxicol. Chem. (1991)* 10(11): 1459-65 .
- CP** Smith, J. B. 1983. vanadium ions stimulate dna synthesis in swiss mouse 3t3 and 3t6 cells. *Proceedings of the National Academy of Sciences of the United States of*
- FL** Smith, M. J. 1989. vanadium biochemistry: the unknown role of vanadium-containing cells in ascidians (sea squirts). *Experientia* 45(5): 452-7.
- Fate** Snively, W. D. Jr and Becker, B. 1968. minerals, macro and micro: dynamic nutrients. ii. the

micro-minerals. *Ann Allergy*. 26(5): 233-40.

- Diss** Sollenberger, Dennis Mark. 1981. the fate of intragastrically or intratracheally administered or inhaled vanadium-48 oxydichloride in juvenile and mature rats. *Avail.: Univ. Microfilms Int. Order No. 8200733 From: Diss. Abstr. Int. B 1982, 42. 8. 3176. 127 pp.*
- In Vit** Son'kin, B. I. a. and Bukatina, A. E. 1983. [effect of vanadate on ca⁺⁺-activation in skeletal muscle]. <original> vliianie vanadata na ca²⁺-aktivatsiiu skeletnoi myshtsy. *Biofizika* 28(5): 886-8.
- In Vit** Son'kin, B. Ya, Bukatina, A. E., and Alievskaya, L. L. different sensitivity of cross-bridges in muscle fibers sarcomere under calcium activation . *Biofizika*. 31 (2). 1986. 348-350.
- Surv** Soremark, Rune. vanadium in some biological specimens. *J. Nutr.* (1967) 92(2): 183-90
- No Oral** Souilem, O., Bidon J-C(A), Gogny, M., Blin, M., Vu, A. T., and Jondet, A. 1995. effect of moderate cooling on contractile responses in mouse vas deferens and its relation to calcium. *Naunyn-Schmiedeberg's Archives of Pharmacology* 352(3): 337-345.
- Rev** Sourkes, T. L. 1982. transition elements and the nervous system. *Iron Deficiency: Brain Biochemistry and Behavior. Illus. ISBN 0-89004-690-5. 1-30.*
- Unrel** Spisni, E., Manica, F., and Tomasi V(A). 1992. involvement of prostanoids in the regulation of angiogenesis by polypeptide growth factors. *Prostaglandins Leukotrienes and Essential Fatty Acids* 47(2): 111-115.
- CP** Spitsberg, V. L. and Gorewit, R. C. 1995. phosphorylation of bovine and human milk fat globule membrane (mfgm) and bovine skim milk membrane (ssm) proteins: effect of metals, inhibitors, and triton x-100. *FASEB Journal* 9(3): A84.
- In Vit** Srivastava, A. K. and Chiasson, J. L. 1989. comparative characterization of receptor and non-receptor associated protein tyrosine kinases. *Biochimica Et Biophysica Acta* 996(1-2): 13-8.
- Unrel** Srivastava, A. K. and St-Louis, J. 1997. smooth muscle contractility and protein tyrosine phosphorylation. *Molecular and Cellular Biochemistry* 176(1-2): 47-51.
- Alt** Srivastava, Poonam, Saxena, Amit Kumar, Kale, Raosaheb K., and Baquer, Najma Zaheer. 1993. insulin like effects of lithium and vanadate on the altered antioxidant status of diabetic rats. *Res. Commun. Chem. Pathol. Pharmacol.* (1993) 80(3): 283-93.
- No Oral** St-Louis Jean(A), Sicotte Benoit, Breton Eric, and Srivastava Ashok K. 1995. contractile effects of vanadate on aorta rings from virgin and pregnant rats. *Molecular and Cellular Biochemistry* 153(1-2): 145-150.
- In Vit** Stankiewicz, Paul J., Gresser, Michael J., Tracey, Alan S., and Hass, Louis F. 1987. 2,3-diphosphoglycerate phosphatase activity of phosphoglycerate mutase: stimulation by vanadate and phosphate. *Biochemistry* (1987) 26(5): 1264-9.
- Alt** Steffen, R. P., Pamnani, M. B., Clough, D. L., Huot, S. J., Muldoon, S. M., and Haddy, F. J. 1981. effect of prolonged dietary administration of vanadate on blood pressure in the rat. *Hypertension* 3(3 Pt 2): 1173-8.
- In Vit** Steffen, R. P., Schwartz, J. T., and Haddy, F. J. 1980. the effect of chronic dietary exposure to na

vanadate on systolic blood-pressure in the rat. *Clinical Research* 28: A639.

- In Vit** Storey, Bayard T. and Kayne, Fredrick J. 1980. properties of pyruvate kinase and flagellar atpase in rabbit spermatozoa: relation to metabolic strategy of the sperm cell. *J. Exp. Zool.* (1980) 211(3): 361-7.
- Abstract** Strasia, C. A. and Smith, W. H. 1970. effect of vanadium on rat Performance. *J Anim Sci.* 31 (5). 1970 1027-1028 *Journal of Animal Science.* 31(5): 1027-1028.
- Diss** Strasia, CA. 1971. vanadium: essentiality and toxicity in the laboratory rat. *Ph.D. Thesis.*
- Unrel** Strauss John D(A), Van Eyk Jennifer E, Barth Zacharias, Kluwe Lan, Wiesner Rudolf J, Maeda, K., and Ruegg, J. Caspar. 1996. recombinant troponin i substitution and calcium responsiveness in skinned cardiac muscle. *Pflugers Archiv European Journal of Physiology* 431(6): 853-862.
- Phys** Sun H-T, Yoshida, Y., and Imai, S. 1990. a calcium-activated magnesium-dependent atpase with high affinities for both calcium and magnesium in vascular smooth muscle microsomes comparison with plasma membrane calcium-pump atpase. *Journal of Biochemistry (Tokyo).* 108 (5). 1990. 730-736.
- Alt** Sunano, S., Kato, S., Moriyama, K., and Shimamura, K. 1987. effects of sodium vanadate on smooth muscles of guinea-pig ureter and their relation to extracellular calcium. *Japanese Journal of Smooth Muscle Research.* 23 (2). 1987. 55-66.
- Alt** Sunano, S., Kato, S., Moriyama, K., and Shimamura, K. 1988. influences of sodium on the contractile action of vanadate in depolarized vas deferens and ureter of the guinea-pig. *Archives Internationales De Pharmacodynamie Et De Therapie.* 293 (0). 1988. 196-208.
- Alt** Sunano, S., Shimada, T., and Shimamura, K. 1985. effects of sodium vanadate on the smooth muscle of the guinea-pig vas deferens. *Jpn J Smooth Muscle Res.* 21 (2). 1985. 95-106.
- In Vit** Sunano, Satoru. 1984. effects of vanadate on the smooth muscle of the guinea - pig vas deferens and ureter. *Jikeikai Med. J.* (1984) 30(Suppl. 1): 97-103.
- No COC** Szaro, Robert C. 1977. effects of petroleum on birds. *Trans. North Am. Wildl. Nat. Resour. Conf.* (1977) : 42, 374-81.
- In Vit** Tahiliani, A. G. and McNeill, J. H. 1986. diabetes-induced abnormalities in the myocardium. *Life Sciences* 38(11): 959-74.
- Phys** Takahashi, H. and Yamaguchi, M. 1995. increase of (ca²⁺-mg²⁺)-atpase activity in hepatic plasma membranes of rats administered orally calcium: the endogenous role of regucalcin. *Molecular And Cellular Biochemistry.* 144(1): 1-6.
- Unrel** Takano, Y. , Matsuo, S., Wakisaka, S., Ichikawa, H., Nishikawa, S., and Akai, M. 1987. the influence of vanadate on calcium-uptake in maturing enamel of the rat incisor. *Journal Of Dental Research* 66(12): 1702-1707.
- Unrel** Takatsuka Kazutaka, Yamamuro Takao, Nakamura Takashi(A), and Kokubo Tadashi. 1995. bone-bonding behaviour of titanium alloy evaluated mechanically with detaching failure load. *Journal of Biomedical Materials Research* 29(2): 157-163.
- In Vit** Tamura, S., Brown, T. A., Dubler, R. E., and Lerner, J. 1983. insulin-like effect of vanadate on

adipocyte glycogen-synthase and on phosphorylation of 95,000 dalton subunit of insulin-receptor. *Biochemical And Biophysical Research Communications* 113(1): 80-86.

- In Vit** Tamura, S., Brown, T. A., Whipple, J. H., Fujitayamaguchi, Y., Dubler, R. E., Cheng, K., and Lerner, J. 1984. a novel mechanism for the insulin-like effect of vanadate on glycogen-synthase in rat adipocytes. *Journal Of Biological Chemistry* 259(10): 6650-6658.
- Unrel** Tanowitz Michael, Sun Hongwei, and Mei Lin(A). 1996. surgical denervation increases protein tyrosine phosphatase activity in skeletal muscle. *Brain Research* 712(2): 299-306.
- CP** Taylor, T. G. 1975. perspectives in mineral nutrition. *Proceedings of the Nutrition Society* 34(1): 35-41.
- Unrel** Tertrin-Clary Colette(A), De La Llosa-Hermier Maria-Paloma, Roy Marguerite, Chenut Marie-Claude, Hermier Claude, and De La Llosa Pedro. 1992. activation of phospholipase c by different effectors in rat placental cells. *Cellular Signalling* 4(6): 727-736.
- In Vit** Tessier, S., Chapdelaine, A., and Chevalier, S. effect of vanadate on protein phosphorylation and on acid phosphatase activity in the canine prostate. *MOL CELL ENDOCRINOL. Molecular and Cellular Endocrinology.* 64 (1). 1989. 87-94.
- HHE** Thies, R. S., Molina, J. M., Ciaraldi, T. P., Freidenberg, G. R., and Olefsky, J. M. 1990. insulin-receptor autophosphorylation and endogenous substrate phosphorylation in human adipocytes from control, obese, and niddm subjects. *Diabetes* 39(2): 250-9.
- Drug** Thompson, Henry J., Chasteen, N. Dennis, and Meeker, L. David. dietary vanadyl(iv) sulfate inhibits chemically-induced mammary carcinogenesis. *Carcinogenesis (London) (1984)* 5(6): 849-51.
- Drug** Thompson, K. H., Leichter, J., and McNeill, J. H. studies of vanadyl sulfate as a glucose-lowering agent in stz-diabetic rats. *Biochem. Biophys. Res. Commun. (1993)* 197(3): 1549-55.
- Unrel** Thompson, K. H. and McNeill, J. H. 1993. effect of vanadyl sulfate feeding on susceptibility to peroxidative change in diabetic rats. *Research Communications in Chemical Pathology and Pharmacology* 80(2)
- CP** Thompson, K. H., Mcneill, J. H., Dai, S., Vera, E., and Orvig, C. 1998. compartmental analysis of vanadium metabolism in male, wistar rats given graded levels of vanadyl sulfate in drinking water. *FASEB Journal* 12(4): A221.
- CP** Thompson, K. H., Setyawati, I., Sun, Y., Yuen, V., Lyster, D., Mcneill, J. H., and Orvig, C. 1997. kinetic model of vanadium metabolism in rats. comparison of organic and inorganic vanadium(iv). *FASEB Journal* 11(3): A602.
- Rev** Thompson, L. J., Hall, J. O., and Meerdink, G. L. 1991 . toxic effects of trace element excess. *Veterinary Clinics of North America, Food Animal Practice.* 7(1): 277-306.
- No COC** Tian, Jiarong, Wu, Huaichun, and Cheng, Hua. 1992. effect of grape seed oil on serum lipids in experimental hypercholesterolemic rats. *Yinyang Xuebao (1992)* 14(2): 130-3 .
- Carcin** Tiganis, T., Bennett, A. M., Ravichandran, K. S., and Tonks, N. K. 1998. epidermal growth factor receptor and the adaptor protein p52shc are specific substrates of t-cell protein tyrosine phosphatase. *Molecular and Cellular Biology* 18(3): 1622-34.

- HHE** Torossian, K., Freedman, D., and Fantus, I. G. 1988. vanadate down-regulates cell-surface insulin and growth-hormone receptors and inhibits insulin-receptor degradation in cultured human-lymphocytes. *Journal Of Biological Chemistry* 263(19): 9353-9359.
- In Vit** Toussant, M. J., Swayne, D. E., and Latshaw, J. D. 1995. morphologic characteristics of oviducts from hens producing eggs of different haugh units caused by genetics and by feeding vanadium as determined with computer software-integrated digitizing technology. *Poultry Science* 74(10): 1671-6.
- No Dose** Toussant, Matthew J. and Latshaw, J. David. ovomucin content and composition in chicken eggs with different interior quality. *J. Sci. Food Agric. (1999)* 79(12): 1666-1670.
- Diss** Toussant, Matthew James. 1993. studies of egg albumen quality: the effects of dietary vanadium and ascorbic acid, genetics, and avian infectious bronchitis virus vaccination on albumen composition and other relationships with egg production parameters. *Avail.: Univ. Microfilms Int. Order No. DA9401369 From: Diss. Abstr. Int. B 1994, 54. 8. 3917. Unavailable.* 209 pp.
- Phys** Tremblay, L. and Beliveau, R. 1994. tyrosine protein phosphorylation in plasma membranes of rat kidney cortex. *American Journal of Physiology* 267(3 Pt 2): F415-22.
- No Org** Tribuzio, R., Riccardi, M. P., and Ottolini, L. trace element redistribution in high-temperature deformed gabbros from east ligurian ophiolites (northern apennines, italy): constraints on the origin of syndeformation fluids. *J. Metamorph. Geol. (1995)* 13(3): 367-77.
- In Vit** Tritthart, H. A., Koidl, B., and Windisch, H. 1980. effects of vanadate ions on action potentials and tension development in papillary muscles and cultured heart muscle cells. *Basic Res. Cardiol. (1980)* 75(3): 472-7.
- No Oral** Tsujii, H. and Hoshishima, K. 1979. effect of the administration of trace amounts of metals to pregnant mice upon the behavior and learning of their Offspring. *Shinshu Daigaku Nogakubu Kiyō(j Fac Agric Shinshu Univ)*. 16: 13-28.
- FL** Tsukihashi, F., Werme, A., Kasahara, A., Okada, M., and Sano, N. 1985. vanadium, niobium and antimony distribution between carbon-saturated iron and na₂o-sio₂ melts. *Tetsu To Hagane-Journal Of The Iron And Steel Institute Of Japan* 71(7): 831-838.
- In Vit** Tsuzuki, S., Matoba, T., Eguchi, S., and Inagami, T. 1996. angiotensin ii type 2 receptor inhibits cell proliferation and activates tyrosine phosphatase. *Hypertension* 28(5): 916-8.
- Phys** Tuan, R. S. and Bigioni, N. 1990. ca(2+)-activated atpase of the mouse chorioallantoic placenta: developmental expression, characterization and cytohistochemical localization. *Development* 110(2): 505-13.
- Phys** Tuan, R. S. and Bigioni, N. 1990. calcium-activated atpase of the mouse chorioallantoic placenta developmental expression characterization and cytohistochemical localization. *DEVELOPMENT (CAMB). DEVELOPMENT (Cambridge). 110 (2). 1990. 505-514.*
- FL** Uebershaer, K. H., Vogt, H., and Matthes, S. effect of various vanadium levels in broiler and laying hen rations on the performance of the birds and on residues in tissues and eggs. *Arch. Gefluegelkd. (1985)* 49(1): 23-30.
- Species** Ueda, F., Kishimoto, T., Ozaki, H., and Urakawa, N. dual actions of vanadate on high potassium induced contraction in guinea-pig tenia coli. *Japanese Journal of Pharmacology. 32 (1). 1982.*

149-158.

- Alt** Ueki, H., Sera, M., and Tanaka, K. 1989. stimulatory release of lipoprotein-lipase activity from rat fat pads by vanadate. *Archives Of Biochemistry And Biophysics* 272(1): 18-24.
- FL** Ueno, S., Ishizaki, M., and Yamane, Y. 1987. the behavior of vanadium in mouse and effects of vanadium on the lipid-peroxidation. *Eisei Kagaku-Japanese Journal Of Toxicology And Environmental Health* 33(2): 129-135.
- FL** Ueno, Seiichi , Ishizaki, Mutsuo, Kataoka, Fujio, Oyamada, Noritaka, Murakami, Ritsuko, Kubota, Kahoru, and Katsumura, Kaoru. determination of vanadium in biological materials. ii. determination of vanadium in biological materials by n-benzoyl-o-tolylhydroxylamine extraction-flameless atomic-absorption spectrometry . *Ibaraki-Ken Eisei Kenkyusho Nempo (1977)* : 15, 53-7.
- Drug** Ugazio, Giancarlo, Bosia, Simonetta, Burdino, Elisa, and Grignolo, Federico. amelioration of diabetes and cataract by na3vo4 plus u-83836e in streptozotocin treated rats. *Res. Commun. Mol. Pathol. Pharmacol. (1994)* 85(3): 313-28.
- Unrel** Underwood, E. J. 1976. mineral imbalances in farm animals and their study and diagnosis with isotopic tracers. *Atomic Energy Review* 14(4): 591-619.
- Rev** Underwood, E. J. 1981.: ix + 180pp.
- Rev** Upreti, R. K. 1995. membrane-vanadium interaction: a toxicokinetic evaluation. *Molecular And Cellular Biochemistry.* 153(1/2): 167-171.
- In Vit** Uriarte, M., Stalmans, W., Hickman, S., and Bollen, M. 1995. regulation of purified hepatic pc-1 (phosphodiesterase-i/nucleotide pyrophosphatase) by threonine auto(de)phosphorylation and by binding of acidic fibroblast growth factor. *Biochemical Journal* 306(Pt 1): 271-7.
- No Dose** Uriu-Hare, Janet Y., Swan, Shanna H., Bui, Linh M., Neutra, Raymond R., and Keen, Carl L. 1995. drinking water source and reproductive outcomes in Sprague-dawley rats. *Reprod. Toxicol. (1995)* 9(6): 549-61.
- Nut def** Uthus, E. O. and Nielsen, F. H. 1991. effect of vanadium, iodine and their interaction on growth , blood variables, liver trace elements and thyroid status indexes in rats. *Magnesium Trace Elem. (1991)* Volume Date 1990, 9(4): 219-26.
- Abstract** Uthus, E. O. and Nielsen, F. H. 1989. the effect of vanadium, iodine and their interaction on thyroid statusindices. 44-49.
- Abstract** Uthus, E. O., Nielsen, F. H., and Myron, D. R. 1978. studies on the effect of vanadium deficiency on growth and methioninemetabolism in rats. *Federation Proceedings* 37(3): 893.
- Unrel** Valfre, F., Grippaudo, G., Cecchetti, G., and Santacatterina, G. 1966. [vanadium and experimental caries. secondary action on organs and toxicity]. <original> vanadio e carie sperimentale. azioni secondarie sugli incrementi ponderali e tossicita. *Annali Di Stomatologia* 15(6): 481-8.
- CP** Van Vleet, John F. and Boon, G. D. 1981. evaluation of the ability of dietary supplements of silver, copper, cobalt, tellurium, cadmium, zinc and vanadium to induce lesions of selenium-vitamin e deficiency in ducklings and swine. *Selenium Biol. Med., (Proc. Int. Symp.), 2nd* : 366-72.
- Not Avail** Van Zinderen Bakker J FJ. 1980. effects of vanadium in the canadian environment. *Natl Res*

Counc Can Assoc Comm Sci Criter Environ Qual Publ; 0 (18132). 1980 (RECD. 1981). 1-94.

- Alt** Vandorpe, G. , Bollen, M., Van Herck E, Bouillon, R., and Stalmans, W. vanadate potentiates the glycogenic action of insulin-like growth factors on isolated diaphragm. *Federation of European Biochemical Societies Letters.* 309 (2). 1992. 209-212.
- Unrel** Varga Sandor and Martonosi Anthony(A). 1992. giant sarcoplasmic reticulum vesicles: a study of membrane morphogenesis. *Journal of Muscle Research and Cell Motility* 13(5): 497-510.
- Phys** Venkatesan, N., Avidan, A., and Davidson, M. B. 1991 . antidiabetic action of vanadyl in rats independent of in vivo insulin-receptor kinase activity. *Diabetes* 40(4): 492-8.
- Unrel** Vernon, G. G. and Woolley, D. M. 1994. direct evidence for tension development between flagellar doublet microtubules. *Experimental Cell Research* 215(2): 390-4.
- Alt** Verrecchia, A. and Guaitani, A. 1993. insulin-mimetic effects of vanadate in preventing the increase of p450iia and p450ia subfamily proteins in streptozotocin-diabetic rats. *Acta Diabetol. (1993)* 30(3): 128-31.
- Phys** Vijayaraghavan Srinivasan(A), Trautman Kevin, Mishra Santosh K, and Hermsmeyer Kent. 1994. evidence against a functional atp-dependent calcium extrusion mechanism in bovine epididymal sperm. *Molecular Reproduction and Development* 38(3): 326-333.
- FL** Vodichenska, T. s. and Budeva, B. 1993. [an experimental study of the atherogenic effect of the vanadium and nickel contained in drinking water when combined]. <original> eksperimentalno prouchvane vurkhu aterogennia efekt na vanadiia i nikela, sudurzhashti se v piteinite vodi, pri kombinirano deistvie. *Problemi Na Khigienata* 18: 50-62.
- FL** Vodichenska, T. s. and Budeva, V. 1995. [an experimental study of the effect of vanadium on enzyme indices in chronic oral exposure]. <original> eksperimentalno prouchvane na vliianiето na vanadiia vurkhu enzimni pokazateli pri khronichno oralno vuzdeistvie. *Problemi Na Khigienata* 20: 27-35.
- Drug** Vogt Andreas, Rice Robert L, Settineri Catherine E, Yokokawa Fumiaki, Yokokawa Shiho, Wipf Peter, and Lazo John S(A). 1998. disruption of insulin-like growth factor-1 signaling and down-regulation of cdc2 by sc-alphaalphadelta9, a novel small molecule antisignaling agent identified in a targeted array library. *Journal of Pharmacology and Experimental Therapeutics* 287(2): 806-813.
- In Vit** Waldron Richard T, Short Alison D, and Gill Donald L(A). 1995. thapsigargin-resistant intracellular calcium pumps: role in calcium pool function and growth of thapsigargin-resistant cells. *Journal of Biological Chemistry* 270(20): 11955-11961.
- In Vit** Walters, J. R. and Weiser, M. M. 1987. calcium transport by rat duodenal villus and crypt basolateral membranes. *American Journal of Physiology* 252(2 Pt 1): G170-7.
- No Org** Wang, Chonglu and Liu, Shiguo. 1991. growth of alexandrite cat 's eye. *Rengong Jingti Xuebao (1991)* 20(1): 39-41 .
- Phys** Wang, H., Wang J-Y, Johnson, L. R., and Scott, R. E. 1991. selective induction of c-jun and jun-b but not c-fos or c-myc during mitogenesis in sv-40-transformed cells at the predifferentiation growth arrest State. *Cell Growth Differ.* 2 (12). 1991. 645-652.
- Unrel** Wang Hanlin and Scott Robert E(A). 1992. induction of c-jun independent of pkc, pertussis toxin-

sensitive g protein, and polyamines in quiescent sv40-transformed 3t3 t cells. *Experimental Cell Research* 203(1): 47-55.

- No Org** Wark, M., Bruckner, A., Liese, T., and Grunert, W. 1998. selective catalytic reduction of no by nh3 over vanadium-containing zeolites. *J. Catal. (1998)* 175(1): 48-61.
- Herp** Wasser, J. S. 1985. *Hibernation in the Northern Water Snake, Nerodia Sipedon: Seasonal Variations in Plasma and Tissue Chemistry (Plasma Spectrometry, Ectotherm)*
- Mix** Wennig, R. `983. local environmental loading by rare heavy metals. *Anorg. Stoffe Toxikol. Krim. Symp.* (1983): 181-5 Publisher: Verlag Dr. Dieter Helm, Heppenheim, Fed. Rep. Ger.
- Nut def** Whanger, P. D. and Weswig, P. H. 1978. influence of 19 elements on development of liver necrosis in selenium and vitamin e deficient rats. *Nutr Rep Int.* 18(4): 421-428.
- Surv** White, D. H., King, K. A., and Prouty, R. M. 1980. significance of organochlorine and heavy metal residues in wintering shorebirds at corpus christi, texas, 1976-77. *Pestic. Monit. J.* 14(2): 58-63.
- Alt** Wibo, Maurice, Morel, Nicole, and Godfraind, Theophile. 1981. differentiation of calcium ion pumps linked to plasma membrane and endoplasmic reticulum in the microsomal fraction from intestinal smooth muscle. *Biochim. Biophys. Acta (1981)* 649(3): 651-60.
- In Vit** Wice, B., Milbrandt, J., and Glaser, L. 1987. control of muscle differentiation in bc3h1 cells by fibroblast growth-factor and vanadate. *Journal Of Biological Chemistry* 262(4): 1810-1817.
- No Oral** Wide, M. 1984. effect of short-term exposure to five industrial metals on the embryonic and fetal development of the mouse. *Environ Res.* 33: 47-53.
- No Oral** Wide, M. 1984. effect of short-term exposure to five industrial metals on the embryonic and fetal development of the mouse (aluminium, cobalt, molybdenum, vanadium, tungsten). *Environmental Research* 33(1): 47-53.
- In Vit** Wiegmann, T. B., Day, H. D., and Patak, R. V. 1982. intestinal absorption and secretion of radioactive vanadium-48 labeled meta vanadate in rats and effect of aluminum hydroxide. *10 (2). 1982. 233-246. Journal of Toxicology and Environmental Health.* 10(2): 233-246.
- Diss** Williams, Danny Lee. 1973. biological, value of vanadium for rats, chickens, and sheep. Avail.: Univ. Microfilms. Ann Arbor, Mich., Order No. 74-5064 From: Diss. Abstr. Int. B 1974, 34. 8. 3578. Unavailable. 112 pp.
- Diss** Williams, DL. 1973. biological value of vanadium for rats, chickens, and sheep. *Ph.D. Thesis.*
- Carcin** Williams, M. V. and Hook, R. R. 1984. properties of an alkaline phosphatase ec-3.1.3.1 from sinclair swine melanoma. *Journal of Investigative Dermatology.* 82 (5). 1984. 526-531.
- Rev** Williams, S. N. and McDowell, L. R. 1985. newly discovered and toxic elements. *Animal Feeding and Nutrition: Nutrition of Grazing Ruminants in Warm Climates.* 317-338.
- Carcin** Winn, L. M. and Wells, P. G. 1997. evidence for embryonic prostaglandin h synthase-catalyzed bioactivation and reactive oxygen species-mediated oxidation of cellular macromolecules in phenytoin and benzo[a]pyrene teratogenesis. *Free Radical Biology & Medicine* 22(4): 607-21.
- Diss** Wright, WR. 1968. metabolic interrelationship between vanadium and chromium. *Ph.D. Thesis.*

- Unrel** Wu, L. L. and Liu, M. S. 1992. heart sarcolemmal ca²⁺ transport in endotoxin shock: i. impairment of atp-dependent ca²⁺ transport. *Molecular and Cellular Biochemistry* 112(2): 125-33.
- CP** Wu, Y. Y. and Bradshaw, R. A. vanadate inhibits the effects of nerve growth factor ngf and basic fibroblast growth factor fgf on pc12 cells. *1992 Meeting of the Federation of American Societies for Experimental Biology (Faseb), Part I, Anaheim, California, Usa, April 5-9, 1992. Faseb (Fed Am Soc Exp Biol) J.* 6 (4). 1992. A1073.
- Alt** Yale Jean-Francois(A), Lachance Danielle, Bevan, A. Paul, Vigeant Claire, Shaver Alan, and Posner Barry I. 1995. hypoglycemic effects of peroxovanadium compounds in sprague-dawley and diabetic bb rats. *Diabetes* 44(11): 1274-1279.
- Acu** Yamaguchi, M., Oishi, H., and Suketa, Y. 1989. effect of vanadium on bone metabolism in weanling rats: zinc prevents the toxic effect of vanadium. *Research in Experimental Medicine* 189(1): 47-53.
- In Vit** Yamanishi, K., Hasegawa, T., and Iwashima, A. 1984. effects of vanadate on intracellular ca²⁺ redistribution and hexose transport across plasma membrane in cultured mouse fibroblasts. *FEBS Letters* 174(1): 71-5.
- In Vit** Yang, D. C., Brown, A. B., and Chan, T. M. 1989. stimulation of tyrosine-specific protein phosphorylation and phosphatidylinositol phosphorylation by orthovanadate in rat liver plasma membrane. *Archives of Biochemistry and Biophysics* 274(2): 659-62.
- Unrel** Yang, F., Troncy, E., Francoeur, M., Vinet, B., Vinay, P., Czaika, G., and Blaise, G. a. 1997. effects of reducing reagents and temperature on conversion of nitrite and nitrate to nitric oxide and detection of no by chemiluminescence. *Clinical Chemistry.* 43(4): 657-662.
- No Org** Yang, Fan , Troncy, Eric, Frnacœur, Martin, Vinet, Bernard, Vinay, Patrick, Czaika, Guy, and Blaise, Gilbert. 1997. effects of reducing reagents and temperature on conversion of nitrite and nitrate to nitric oxide and detection of no by chemiluminescence. *Clin. Chem. (Washington D. C.)* (1997): 43(4), 657-662.
- HHE** Yase, Y. 1987. the pathogenetic role of metals in motor neuron disease - the participation of aluminum. *Adv. Exp. Med. Biol. (1987)* 209 (Amyotrophic Lateral Scler.): 89-96.
- Gene** Yeh, T. C., Ogawa, W., Danielsen, A. G., and Roth, R. A. 1996. characterization and cloning of a 58/53-kda substrate of the insulin receptor tyrosine kinase. *Journal of Biological Chemistry* 271(6): 2921-8.
- In Vit** Yu, Z. W. , Wickman, A., and Eriksson, J. W. 1996. cryptic receptors for insulin-like growth factor ii in the plasma membrane of rat adipocytes--a possible link to cellular insulin resistance. *Biochimica Et Biophysica Acta* 1282(1): 57-62.
- Food** Yuen, V. G., Orvig, C., and McNeill, J. H. 1997. effects of bis(maltolato)oxovanadium(iv) are distinct from food restriction in stz-diabetic rats. *American Journal Of Physiology.* 272(1,pt.1): E30-E35.
- Phys** Yuen, V. G., Pederson, R. A., Dai, S., Orvig, C., and McNeill, J. H. 1996. effects of low and high dose administration of bis(maltolato)oxovanadium(iv) on fa/fa zucker rats. *Canadian Journal of Physiology and Pharmacology* 74(9): 1001-9.
- FL** Yuen, Violet G., Orvig, Chris, Thompson, Katherine H., and McNeill, John H. 1993.

improvement in cardiac dysfunction in streptozotocin-induced diabetic rats following chronic oral administration of bis(maltolato)oxovanadium(IV). *Can. J. Physiol. Pharmacol.* (1993) 71(3-4): 270-6.

- In Vit** Zacharys J-L(A) and Plas, C. 1993. insulin receptor beta-subunit serine phosphorylation in permeabilized cultured fetal rat hepatocytes. *Molecular and Cellular Endocrinology* 92(1): 15-23.
- FL** Zaporowska, H. peripheral blood picture in wistar rats chronically intoxicated with vanadium. *Bromatologia i Chemia Toksykologiczna*. 21 (3). 1988. 236-240.
- Phys** Zaporowska, H. and Wasilewski, W. 1992. combined effect of vanadium and zinc on certain selected haematological indices in rats. *Comparative Biochemistry And Physiology : C : Comparative Pharmacology And Toxicology*. 103(1): 143-147.
- Food** Zaporowska, H. and Wasilewski, W. 1991. significance of reduced food and water consumption in rats intoxicated with vanadium. *Comp Biochem Physiol C Comp Pharmacol Toxicol*; 99 (3). 1991. 349-352.
- FL** Zaporowska, H. and Wasilewski, W. Uniwersytet Marii Curie-Skłodowskiej Lublin Poland Zakład Biologii. 1989. effect of vanadium on haemopoietic system and some peripheral blood indices in wistar rats. <original> wpływ wanadu na układ krwiotwórczy i wybrane wskaźniki krwi obwodowej szczurow szczepu wistar. *Bromatologia i Chemia Toksykologiczna*. <Subtitle>Organ Polskiego Towarzystwa Farmaceutycznego. V. 22(2) P. 121-125
- FL** Zaporowska, Halina. effect of chronic intoxication with vanadium on growth and selected biochemical indexes in blood serum of wistar rats. 1987. *Bromatol. Chem. Toksykol.* (1987) 20(3-4): 180-4
- FL** Zaporowska, Halina. 1991. effect of chronic intoxication with vanadium on rats. *Bromatol. Chem. Toksykol.* (1991) 24(2): 139-42.
- FL** Zaporowska, Halina. peripheral blood composition in wistar rats chronically poisoned with vanadium. *Bromatol. Chem. Toksykol.* (1988) 21(3): 236-40.
- FL** Zaporowska, Halina and Gorski, Michał. peripheral blood and some biochemical parameters in blood serum of wistar rats during chronic vanadium intoxication. *Arch. Med. Sadowej Kryminol.* (1981) 31(2): 105-9.
- FL** Zaporowska, Halina and Slotwinska, Maria. vanadium effect on certain biochemical parameters of blood and internal organs of rats. *Rocz. Panstw. Zakl. Hig.* (1988) 39(5): 379-84.
- Unrel** Zhang, T., Gou, X., and Yang, Z. 1993. [study of teratogenicity and sensitive period of vanadium pentoxide in wistar rats]. *Hua Hsi i K'o Ta Hsueh Hsueh Pao* 24(2): 202-5.
- No Oral** Zhang, T., Gou, X., and Yang, Z. 1991. [a study on developmental toxicity of vanadium pentoxide in nih mice]. *Hua Hsi i K'o Ta Hsueh Hsueh Pao* 22(2): 192-5.
- No Oral** Zhang, Tianbao, Gou, Xiaoyan, and Yang, Zaichang. teratogenicity and sensitive period of vanadium pentoxide in wistar rats. *Huaxi Yike Daxue Xuebao* (1993) 24(2): 202-5.
- No Oral** Zhang, Tianbao, Guou, Xiaoyan, and Yang, Zaichang. development toxicity of vanadium pentoxide in nih mice. *Huaxi Yike Daxue Xuebao* (1991) 22(2): 192-5.

- No Oral** Zhang, Tianbao, Yang, Zaichang, Zeng, Changying, and Gou, Xiaoyan. developmental toxicity of vanadium pentoxide in wistar rats. *Huaxi Yike Daxue Xuebao (1993)* 24(1): 92-6.
- Vit** Zhang, Y., Bai, W., Allgood, V. E., and Weigel, N. L. 1994. multiple signaling pathways activate the chicken progesterone receptor. *Molecular Endocrinology* 8(5): 577-84.
- In Vit** Zhou Wen-Liang, Sugioka Miho, Sakaki Yoko, and Yamashita Masayuki(A). 1999. regulation of capacitative ca^{2+} entry by tyrosine phosphorylation in the neural retina of chick embryo. *Neuroscience Letters* 272(2): 123-126.
- In Vit** Zippel, R., Morello, L., Brambilla, R., Comoglio, P. M., Alberghina, L., and Sturani, E. inhibition of phosphotyrosine phosphatases reveals candidate substrates of the pdgf receptor kinase. *European Journal of Cell Biology.* 50 (2). 1989. 428-434.

Literature Rejection Categories		
Rejection Criteria	Description	Receptor
ABSTRACT (Abstract)	Abstracts of journal publications or conference presentations.	Wildlife Plants and Soil Invertebrates
ACUTE STUDIES (Acu)	Single oral dose or exposure duration of three days or less.	Wildlife
AIR POLLUTION (Air P)	Studies describing the results for air pollution studies.	Wildlife Plants and Soil Invertebrates
ALTERED RECEPTOR (Alt)	Studies that describe the effects of the contaminant on surgically-altered or chemically-modified receptors (e.g., right nephrectomy, left renal artery ligation, hormone implant, etc.).	Wildlife
AQUATIC STUDIES (Aquatic)	Studies that investigate toxicity in aquatic organisms.	Wildlife Plants and Soil Invertebrates
ANATOMICAL STUDIES (Anat)	Studies of anatomy. Instance where the contaminant is used in physical studies (e.g., silver nitrate staining for histology).	Wildlife
BACTERIA (Bact)	Studies on bacteria or susceptibility to bacterial infection.	Wildlife Plants and Soil Invertebrates
BIOACCUMULATION SURVEY (Bio Acc)	Studies reporting the measurement of the concentration of the contaminant in tissues.	Wildlife Plants and Soil Invertebrates
BIOLOGICAL PRODUCT (BioP)	Studies of biological toxicants, including venoms, fungal toxins, <i>Bacillus thuringiensis</i> , other plant, animal, or microbial extracts or toxins.	Wildlife Plants and Soil Invertebrates
BIOMARKER (Biom)	Studies reporting results for a biomarker having no reported association with an adverse effect and an exposure dose (or concentration).	Wildlife
CARCINOGENICITY STUDIES (Carcin)	Studies that report data only for carcinogenic endpoints such as tumor induction. Papers that report systemic toxicity data are retained for coding of appropriate endpoints.	Wildlife Plants and Soil Invertebrates
CHEMICAL METHODS (Chem Meth)	Studies reporting methods for determination of contaminants, purification of chemicals, etc. Studies describing the preparation and analysis of the contaminant in the tissues of the receptor.	Wildlife Plants and Soil Invertebrates
CONFERENCE PROCEEDINGS (CP)	Studies reported in conference and symposium proceedings.	Wildlife Plants and Soil Invertebrates
DEAD (Dead)	Studies reporting results for dead organisms. Studies reporting field mortalities with necropsy data where it is not possible to establish the dose to the organism.	Wildlife Plants and Soil Invertebrates
DISSERTATIONS (Diss)	Dissertations are excluded. However, dissertations are flagged for possible future use.	Wildlife
DRUG (Drug)	Studies reporting results for testing of drug and therapeutic effects and side-effects. Therapeutic drugs include vitamins and minerals. Studies of some minerals may be included if there is potential for adverse effects.	Wildlife Plants and Soil Invertebrates
DUPLICATE DATA (Dup)	Studies reporting results that are duplicated in a separate publication. The publication with the earlier year is used.	Wildlife Plants and Soil Invertebrates

Literature Rejection Categories		
Rejection Criteria	Description	Receptor
ECOLOGICAL INTERACTIONS (Ecol)	Studies of ecological processes that do not investigate effects of contaminant exposure (e.g., studies of “silver” fox natural history; studies on ferrets identified in iron search).	Wildlife Plants and Soil Invertebrates
EFFLUENT (Effl)	Studies reporting effects of effluent, sewage, or polluted runoff.	Wildlife Plants and Soil Invertebrates
ECOLOGICALLY RELEVANT ENDPOINT (ERE)	Studies reporting a result for endpoints considered as ecologically relevant but is not used for deriving Eco-SSLs (e.g., behavior, mortality).	Plants and Soil Invertebrates
CONTAMINANT FATE/METABOLISM (Fate)	Studies reporting what happens to the contaminant, rather than what happens to the organism. Studies describing the intermediary metabolism of the contaminant (e.g., radioactive tracer studies) without description of adverse effects.	Wildlife Plants and Soil Invertebrates
FOREIGN LANGUAGE (FL)	Studies in languages other than English.	Wildlife Plants and Soil Invertebrates
FOOD STUDIES (Food)	Food science studies conducted to improve production of food for human consumption.	Wildlife
FUNGUS (Fungus)	Studies on fungus.	Wildlife Plants and Soil Invertebrates
GENE (Gene)	Studies of genotoxicity (chromosomal aberrations and mutagenicity).	Wildlife Plants and Soil Invertebrates
HUMAN HEALTH (HHE)	Studies with human subjects.	Wildlife Plants and Soil Invertebrates
IMMUNOLOGY (IMM)	Studies on the effects of contaminants on immunological endpoints.	Wildlife Plants and Soil Invertebrates
INVERTEBRATE (Invert)	Studies that investigate the effects of contaminants on terrestrial invertebrates are excluded.	Wildlife
IN VITRO (In Vit)	<i>In vitro</i> studies, including exposure of cell cultures, excised tissues and/or excised organs.	Wildlife Plants and Soil Invertebrates
LEAD SHOT (Lead shot)	Studies administering lead shot as the exposure form. These studies are labeled separately for possible later retrieval and review.	Wildlife
MEDIA (Media)	Authors must report that the study was conducted using natural or artificial soil. Studies conducted in pore water or any other aqueous phase (e.g., hydroponic solution), filter paper, petri dishes, manure, organic or histosoils (e.g., peat muck, humus), are not considered suitable for use in defining soil screening levels.	Plants and Soil Invertebrates
METHODS (Meth)	Studies reporting methods or methods development without usable toxicity test results for specific endpoints.	Wildlife Plants and Soil Invertebrates
MINERAL REQUIREMENTS (Mineral)	Studies examining the minerals required for better production of animals for human consumption, unless there is potential for adverse effects.	Wildlife
MIXTURE (Mix)	Studies that report data for combinations of single toxicants (e.g. cadmium and copper) are excluded. Exposure in a field setting from contaminated natural soils or waste application to soil may be coded as Field Survey.	Wildlife Plants and Soil Invertebrates

Literature Rejection Categories		
Rejection Criteria	Description	Receptor
MODELING (Model)	Studies reporting the use of existing data for modeling, i.e., no new organism toxicity data are reported. Studies which extrapolate effects based on known relationships between parameters and adverse effects.	Wildlife Plants and Soil Invertebrates
NO CONTAMINANT OF CONCERN (No COC)	Studies that do not examine the toxicity of Eco-SSL contaminants of concern.	Wildlife Plants and Soil Invertebrates
NO CONTROL (No Control)	Studies which lack a control or which have a control that is classified as invalid for derivation of TRVs.	Wildlife Plants and Soil Invertebrates
NO DATA (No Data)	Studies for which results are stated in text but no data is provided. Also refers to studies with insufficient data where results are reported for only one organism per exposure concentration or dose (wildlife).	Wildlife Plants and Soil Invertebrates
NO DOSE or CONC (No Dose)	Studies with no usable dose or concentration reported, or an insufficient number of doses/concentrations are used based on Eco-SSL SOPs. These are usually identified after examination of full paper. This includes studies which examine effects after exposure to contaminant ceases. This also includes studies where offspring are exposed in utero and/or lactation by doses to parents and then after weaning to similar concentrations as their parents. Dose cannot be determined.	Wildlife Plants and Soil Invertebrates
NO DURATION (No Dur)	Studies with no exposure duration. These are usually identified after examination of full paper.	Wildlife Plants and Soil Invertebrates
NO EFFECT (No Efect)	Studies with no relevant effect evaluated in a biological test species or data not reported for effect discussed.	Wildlife Plants and Soil Invertebrates
NO ORAL (No Oral)	Studies using non-oral routes of contaminant administration including intraperitoneal injection, other injection, inhalation, and dermal exposures.	Wildlife
NO ORGANISM (No Org) or NO SPECIES	Studies that do not examine or test a viable organism (also see in vitro rejection category).	Wildlife Plants and Soil Invertebrates
NOT AVAILABLE (Not Avail)	Papers that could not be located. Citation from electronic searches may be incorrect or the source is not readily available.	Wildlife Plants and Soil Invertebrates
NOT PRIMARY (Not Prim)	Papers that are not the original compilation and/or publication of the experimental data.	Wildlife Plants and Soil Invertebrates
NO TOXICANT (No Tox)	No toxicant used. Publications often report responses to changes in water or soil chemistry variables, e.g., pH or temperature. Such publications are not included.	Wildlife Plants and Soil Invertebrates
NO TOX DATA (No Tox Data)	Studies where toxicant used but no results reported that had a negative impact (plants and soil invertebrates).	Plants and Soil Invertebrates
NUTRIENT (Nutrient)	Nutrition studies reporting no concentration related negative impact.	Plants and Soil Invertebrates
NUTRIENT DEFICIENCY (Nut def)	Studies of the effects of nutrient deficiencies. Nutritional deficient diet is identified by the author. If reviewer is uncertain then the administrator should be consulted. Effects associated with added nutrients are coded.	Wildlife
NUTRITION (Nut)	Studies examining the best or minimum level of a chemical in the diet for improvement of health or maintenance of animals in captivity.	Wildlife
OTHER AMBIENT CONDITIONS (OAC)	Studies which examine other ambient conditions: pH, salinity, DO, UV, radiation, etc.	Wildlife Plants and Soil Invertebrates

Literature Rejection Categories		
Rejection Criteria	Description	Receptor
OIL (Oil)	Studies which examine the effects of oil and petroleum products.	Wildlife Plants and Soil Invertebrates
OM, pH (OM, pH)	Organic matter content of the test soil must be reported by the authors, but may be presented in one of the following ways; total organic carbon (TOC), particulate organic carbon (POC), organic carbon (OC), coarse particulate organic matter (CPOM), particulate organic matter (POM), ash free dry weight of soil, ash free dry mass of soil, percent organic matter, percent peat, loss on ignition (LOI), organic matter content (OMC). With the exception of studies on non-ionizing substances, the study must report the pH of the soil, and the soil pH should be within the range of \$4 and #8.5. Studies that do not report pH or report pH outside this range are rejected.	Plants and Soil Invertebrates
ORGANIC METAL (Org Met)	Studies which examine the effects of organic metals. This includes tetraethyl lead, triethyl lead, chromium picolinate, phenylarsonic acid, roxarsone, 3-nitro-4-phenylarsonic acid, zinc phosphide, monomethylarsonic acid (MMA), dimethylarsinic acid (DMA), trimethylarsine oxide (TMAO), or arsenobetaine (AsBe) and other organo metallic fungicides. Metal acetates and methionines are not rejected and are evaluated.	Wildlife
LEAD BEHAVIOR OR HIGH DOSE MODELS (Pb Behav)	There are a high number of studies in the literature that expose rats or mice to high concentrations of lead in drinking water (0.1, 1 to 2% solutions) and then observe behavior in offspring, and/or pathology changes in the brain of the exposed dam and/or the progeny. Only a representative subset of these studies were coded. Behavior studies examining complex behavior (learned tasks) were also not coded.	Wildlife
PHYSIOLOGY STUDIES (Phys)	Physiology studies where adverse effects are not associated with exposure to contaminants of concern.	Wildlife
PLANT (Plant)	Studies of terrestrial plants are excluded.	Wildlife
PRIMATE (Prim)	Primate studies are excluded.	Wildlife
PUBL AS (Publ as)	The author states that the information in this report has been published in another source. Data are recorded from only one source. The secondary citation is noted as Publ As.	Wildlife Plants and Soil Invertebrates
QSAR (QSAR)	Derivation of Quantitative Structure-Activity Relationships (QSAR) is a form of modeling. QSAR publications are rejected if raw toxicity data are not reported or if the toxicity data are published elsewhere as original data.	Wildlife Plants and Soil Invertebrates
REGULATIONS (Reg)	Regulations and related publications that are not a primary source of data.	Wildlife Plants and Soil Invertebrates
REVIEW (Rev)	Studies in which the data reported in the article are not primary data from research conducted by the author. The publication is a compilation of data published elsewhere. These publications are reviewed manually to identify other relevant literature.	Wildlife Plants and Soil Invertebrates

Literature Rejection Categories		
Rejection Criteria	Description	Receptor
SEDIMENT CONC (Sed)	Studies in which the only exposure concentration/dose reported is for the level of a toxicant in sediment.	Wildlife Plants and Soil Invertebrates
SCORE (Score)	Papers in which all studies had data evaluation scores at or lower than the acceptable cut-off (#10 of 18) for plants and soil invertebrates).	Plants and Soil Invertebrates
SEDIMENT CONC (Sed)	Studies in which the only exposure concentration/dose reported is for the level of a toxicant in sediment.	Wildlife Plants and Soil Invertebrates
SLUDGE	Studies on the effects of ingestion of soils amended with sewage sludge.	Wildlife Plants and Soil Invertebrates
SOIL CONC (Soil)	Studies in which the only exposure concentration/dose reported is for the level of a toxicant in soil.	Wildlife
SPECIES	Studies in which the species of concern was not a terrestrial invertebrate or plant or mammal or bird.	Plants and Soil Invertebrates Wildlife
STRESSOR (QAC)	Studies examining the interaction of a stressor (e.g., radiation, heat, etc.) and the contaminant, where the effect of the contaminant alone cannot be isolated.	Wildlife Plants and Soil Invertebrates
SURVEY (Surv)	Studies reporting the toxicity of a contaminant in the field over a period of time. Often neither a duration nor an exposure concentration is reported.	Wildlife Plants and Soil Invertebrates
REPTILE OR AMPHIBIAN (Herp)	Studies on reptiles and amphibians. These papers flagged for possible later review.	Wildlife Plants and Soil Invertebrates
UNRELATED (Unrel)	Studies that are unrelated to contaminant exposure and response and/or the receptor groups of interest.	Wildlife
WATER QUALITY STUDY (Wqual)	Studies of water quality.	Wildlife Plants and Soil Invertebrates
YEAST (Yeast)	Studies of yeast.	Wildlife Plants and Soil Invertebrates

This Page Intentionally Left Blank



Appendix 5-1

*Avian Toxicity Data Extracted and Reviewed for Wildlife Toxicity
Reference Value (TRV) - Vanadium*

April 2005

This page intentionally left blank

This Page Intentionally Left Blank



Appendix 6-1

*Mammalian Toxicity Data Extracted and Reviewed for Wildlife
Toxicity Reference Value (TRV) - Vanadium*

April 2005

This page intentionally left blank

