

VERSION 1 (REV. 04)

Indoor airPLUS

CONSTRUCTION SPECIFICATIONS





Contents

About the Indoor airPLUS Construction Specifications1

What’s New in Version 1 (Rev. 04)?1

Eligibility and Verification Requirements1

Terms Used in This Document2

Indoor airPLUS Verification Checklist.....3

Guidance for Completing the Indoor airPLUS Verification Checklist4

Indoor airPLUS Construction Specifications5

1. Moisture Control5

2. Radon Control.....7

3. Pest Barriers8

4. HVAC Systems8

5. Combustion Pollutant Control.....10

6. Low Emission Materials11

7. Home Commissioning12

Abbreviations.....13

References14

Climate Zones Map.....16

About the Indoor airPLUS Construction Specifications

These specifications were developed by the U.S. Environmental Protection Agency (EPA) to recognize new homes equipped with a comprehensive set of indoor air quality (IAQ) features. They were developed with significant input from stakeholders, based on best available science and information about risks associated with IAQ problems, and balanced with practical issues of cost, builder production process compatibility, and verifiability.

The Indoor airPLUS Program fully integrates ENERGY STAR Certified Home requirements as a prerequisite. In addition, both the ENERGY STAR Certified Home label and the Indoor airPLUS label are prerequisites for the Department of Energy’s Zero Energy Ready Home Program and the PHIUS+ certification by Passive House Institute US, both of which are additional certification options in building high performance, sustainable homes.

In addition to these Construction Specifications, the Indoor airPLUS Program periodically publishes a Policy Record document. The Policy Record is used to provide updates on the resolution of issues, including clarifications, refinements, and/or changes to program requirements. Policy Record updates may be made more frequently than revisions to the Construction Specifications. As such, the Policy Record should be referenced alongside the Construction Specifications for the most current program requirements and interpretations.

The Construction Specifications, Policy Record, and other program documents can be found at www.epa.gov/indoorairplus/indoor-airplus-program-documents.

NOTE: Although these measures are designed to help improve IAQ in new homes compared with homes built to minimum code, they alone cannot prevent all IAQ problems. For example, occupant behavior, such as smoking indoors, and system maintenance are also important.


What’s New in Version 1 (Rev. 04)?

Indoor airPLUS V1 (Rev. 04) revises the Construction Specifications to incorporate Policy Record updates recorded since the release of Revision 03 in October 2015. Although Indoor airPLUS Revision 4 does not increase program stringency from previous revisions, it adds clarification and/or refinement to some requirements. Additionally, this revision updates or eliminates various referenced standards as the industry continues to make improvements on consensus-based best practices in high performance construction techniques.

Homes permitted starting 05/01/2018 are required to use Revision 4 of the Construction Specifications for qualification. For homes permitted before 05/01/2018, partners can use either Revision 3 or Revision 4 if desired. The Rater may define “permit date” as either the date that the permit was issued or the date of the contract on the home.

Eligibility and Verification Requirements

For a home to earn the Indoor airPLUS label, it must also earn the ENERGY STAR Certified Homes label. Requirements for both programs can be verified and homes can be reported simultaneously. Verification can be completed during the ENERGY STAR inspection process and must be conducted by a certified Home Energy Rater, Rating Field Inspector, or an equivalent designation as determined by a Verification Oversight Organization, such as the Residential Energy Services Network (RESNET). The home must also comply with all applicable state and local codes and standards. Instructions for Indoor airPLUS verification are listed below in the Verification Checklist.



Qualified homes earn the Indoor airPLUS label. Place it next to the ENERGY STAR label.

Terms Used in This Document

- **EXCEPTIONS** to the requirements described in these construction specifications are noted as appropriate. For climate exceptions, refer to the 2015 International Energy Conservation Code (IECC) Climate Zone map (Figure 301.1). Climate Zone names may include a number for the temperature zone and a letter for the moisture zone (e.g., Zone 3C refers to coastal California only).
- **NOTES** provide additional information to clarify specification requirements.
- **ADVISORIES** provide additional guidance to be considered, but are not specification requirements.
- **ENERGY STAR Certified Homes**– Complete Mandatory Measures Checklists:

Rater – D [Rater Design Review Checklist](#)

Rater – F [Rater Field Checklist](#)

Builder – W [Water Management System Builder Requirements](#)

HVAC – D [HVAC Design Report](#)

HVAC – C [HVAC Commissioning Checklist](#)

Indoor airPLUS Version 1 (Rev. 04) Verification Checklist



Home Address:		City:	State:	Zip:		
Climate Zone (1-6):		Radon Zone (1-3):				
Section	Requirements (Refer to full Indoor airPLUS Construction Specifications for details)	Must Correct	Builder Verified	Rater Verified	N/A	
ENERGY STAR V3	Note: The Rev. 04 checklist reflects only the additional Indoor airPLUS requirements and their corresponding section numbers that must be met after completing the ENERGY STAR requirements. ENERGY STAR remains a prerequisite for Indoor airPLUS qualification.					
	ENERGY STAR Version 3 (or 3.1, 3.2) Program Requirements must be followed and the home shall be ENERGY STAR certified in conjunction with Indoor airPLUS qualification.	<input type="checkbox"/>		<input type="checkbox"/>		
Moisture Control	1.1 Drain or sump pump installed in basements and crawlspaces. In EPA Radon Zone 1, check valve also installed. Exception Applied: <input type="checkbox"/> Slab-on-grade foundation <input type="checkbox"/> Free-draining soils	<input type="checkbox"/>	<input type="checkbox"/>	<input type="checkbox"/>	<input type="checkbox"/>	
	1.2 Layer of aggregate or sand (4 in.) with geotextile matting installed below slabs AND radon techniques used in EPA Radon Zone 1. Exception Applied: <input type="checkbox"/> Slab-on-grade foundation <input type="checkbox"/> Free-draining soils <input type="checkbox"/> Dry climate	<input type="checkbox"/>	<input type="checkbox"/>	<input type="checkbox"/>	<input type="checkbox"/>	
	1.4 Basements/crawlspaces insulated, sealed and conditioned. Exception Applied: <input type="checkbox"/> 100-year flood zone <input type="checkbox"/> Marine climate <input type="checkbox"/> Dry climate <input type="checkbox"/> Crawlspace sealed with capillary break and active dehumidification <input type="checkbox"/> Raised pier foundation with no walls	<input type="checkbox"/>	<input type="checkbox"/>	<input type="checkbox"/>	<input type="checkbox"/>	
	1.7 Protection from water splash damage if no gutters. Exception Applied: <input type="checkbox"/> Rainwater harvesting system <input type="checkbox"/> Dry climates	<input type="checkbox"/>	<input type="checkbox"/>	<input type="checkbox"/>	<input type="checkbox"/>	
	1.11 Supply piping in exterior walls insulated with pipe wrap. Exception Applied: <input type="checkbox"/> Dry climate AND climate zone 1-3 <input type="checkbox"/> Air barrier insulation in wall cavity	<input type="checkbox"/>	<input type="checkbox"/>	<input type="checkbox"/>	<input type="checkbox"/>	
	1.14 Hard-surface flooring in kitchens, baths, entry, laundry, and utility rooms.	<input type="checkbox"/>	<input type="checkbox"/>	<input type="checkbox"/>		
	Radon	2.1 Radon-resistant features installed in Radon Zone 1 homes in accordance with Construction Specification 2.1. Exception Applied: <input type="checkbox"/> Perimeter pipe loop in lieu of full aggregate (dry climate) <input type="checkbox"/> Manufactured home with raised pier foundation	<input type="checkbox"/>	<input type="checkbox"/>	<input type="checkbox"/>	<input type="checkbox"/>
		Pests	3.2 Corrosion-proof rodent/bird screens installed at all openings that cannot be fully sealed. (Not required for clothes dryer vents.)	<input type="checkbox"/>	<input type="checkbox"/>	<input type="checkbox"/>
HVAC Systems	4.1 Equipment selected to keep relative humidity < 60% in "Warm-Humid" climates. Exception Applied: <input type="checkbox"/> Climate zones 4-8, 3B, 3C and portions of 3A and 2B		<input type="checkbox"/>		<input type="checkbox"/>	<input type="checkbox"/>
	4.2 Duct systems protected from construction debris AND no building cavities used as air supplies or returns.	<input type="checkbox"/>	<input type="checkbox"/>	<input type="checkbox"/>		
	4.3 No air-handling equipment or ductwork installed in garage.	<input type="checkbox"/>		<input type="checkbox"/>		
	4.6 Clothes dryers vented to the outdoors or plumbed to a drain according to manufacturer's instructions.	<input type="checkbox"/>		<input type="checkbox"/>		
	4.7 Central forced-air HVAC system(s) have minimum MERV 8 filter AND no ozone generators in home. Temporary filter installed to protect unit from construction dust.	<input type="checkbox"/>	<input type="checkbox"/>	<input type="checkbox"/>	<input type="checkbox"/>	
Combustion Pollutants	5.1 Emissions standards met for fuel-burning and space-heating appliances. Identify appliance type: <input type="checkbox"/> Masonry heater <input type="checkbox"/> Factory-built wood-burning fireplace <input type="checkbox"/> Wood stove <input type="checkbox"/> Pellet stove <input type="checkbox"/> Natural gas/propane fireplace Appliance model name/number: _____	<input type="checkbox"/>		<input type="checkbox"/>	<input type="checkbox"/>	
	5.2 CO alarms installed in each sleeping zone (e.g., common hallway) according to NFPA 720.	<input type="checkbox"/>		<input type="checkbox"/>	<input type="checkbox"/>	
	5.3 Multifamily buildings: Smoking restrictions implemented AND ETS transfer pathways minimized.	<input type="checkbox"/>	<input type="checkbox"/>	<input type="checkbox"/>	<input type="checkbox"/>	
	5.4	Attached garages: Door closer installed on all connecting doors.	<input type="checkbox"/>		<input type="checkbox"/>	<input type="checkbox"/>
		Attached garages: In homes with exhaust-only whole-house ventilation EITHER <input type="checkbox"/> 70 cfm exhaust fan installed in garage OR <input type="checkbox"/> Pressure test conducted to verify the effectiveness of the garage-to-house air barrier.	<input type="checkbox"/>		<input type="checkbox"/>	<input type="checkbox"/>

Materials	6.1	All composite wood products certified low-emission. See spec.	<input type="checkbox"/>	<input type="checkbox"/>	<input type="checkbox"/>	
	6.2	Interior paints and finishes certified low-emission. See spec.	<input type="checkbox"/>	<input type="checkbox"/>	<input type="checkbox"/>	
	6.3	Carpet, carpet adhesives, and carpet cushion certified low-emission. See spec.	<input type="checkbox"/>	<input type="checkbox"/>	<input type="checkbox"/>	<input type="checkbox"/>
Final	7.1	HVAC system and ductwork verified to be dry and clean AND new filter installed.	<input type="checkbox"/>	<input type="checkbox"/>	<input type="checkbox"/>	
	7.2	Home ventilated before occupancy.	<input type="checkbox"/>	<input type="checkbox"/>	<input type="checkbox"/>	
	7.3	Equipment manuals, Indoor airPLUS label, and certificate provided for owner/occupant.	<input type="checkbox"/>	<input type="checkbox"/>	<input type="checkbox"/>	
Rater Company: _____			Builder Company: _____			
Rater Employee: _____			Builder Employee: _____			
Rater Signature: _____ Date: _____			Builder Signature: _____ Date: _____			

Guidance for Completing the Indoor airPLUS Verification Checklist:

- Only ENERGY STAR certified homes verified to comply with these specifications can earn the Indoor airPLUS label. See Indoor airPLUS Construction Specifications for full descriptions of the requirements, terms, exceptions, abbreviations, references and climate map used in this checklist. Verification is not complete until this checklist is completed in full and signed.

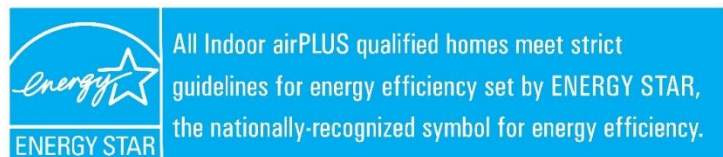
Note: ENERGY STAR footnotes and exceptions will always be utilized unless otherwise noted in the Indoor airPLUS Construction Specifications. In some cases, Indoor airPLUS modifies or excludes certain ENERGY STAR exceptions or alternate pathways.

- Check one box per line. Check “N/A” for specifications that do not apply for specific conditions (e.g., climate) according to the exceptions described in the Indoor airPLUS Construction Specifications. Check either “Builder Verified” or “Rater Verified” for all other items to indicate who verified each item. Items may be verified visually on site during construction, by reviewing photographs taken during construction, by checking documentation, or through equivalent methods as appropriate.
- The Rater who conducted the verification, or a responsible party from the Rater’s company, must sign the completed verification checklist. The builder must also sign the checklist if any items in the “Builder Verified” column are checked, and by so doing accepts full responsibility for verifying that those items meet Indoor airPLUS requirements.
- The Rater shall retain the rating documentation, all required ENERGY STAR Certified Homes documentation, and the Indoor airPLUS Verification Checklist for the home for a minimum of 2 years from final verification. The Rater shall coordinate with the Provider and/or builder to provide an Indoor airPLUS label and certificate for each qualified home.
- Raters who operate under a Sampling Provider are permitted to use a RESNET-approved sampling protocol for Indoor airPLUS homes located outside California, and a sampling protocol approved by the California Energy Commission for homes located in California, to verify any item designated “Rater Verified.” For example, if the approved sampling protocol requires rating one in seven homes, then the checklist will be completed for the one home that was rated. Only Raters are permitted to use sampling. All items verified by the builder shall be verified for each qualified home or unit within a multifamily building. For example, if a Rater verifies 10 items on the Indoor airPLUS Checklist and the builder verifies the remaining checklist items, then an approved sampling protocol is permitted to be used only on the 10 Rater-verified items.

However, the builder may provide the Rater with a single signed copy of the checklist for an entire building or group of units with builder-verified items under the condition that all units within the building or group utilize: 1) the same HVAC system type (i.e. ductless mini-split, forced air, hydronic); 2) the same combustion appliances and combustion pollutant controls; and 3) the same low-emission materials certification/standard for all products (within their respective categories) verified in Section 6 of the Indoor airPLUS Construction Specifications. If there are no builder-verified items, the Rater may also utilize one checklist per group of units if the above criteria are met. Groups of units with any of the following conditions will require a separate and unique checklist to be completed and signed by the Rater and builder:

- Any units with differing HVAC system type (i.e., ductless mini-split, forced air, hydronic);
- Any units with differing combustion appliance types (e.g., masonry heater, pellet stove, wood-burning fireplace) stove, factory-built, etc.) or combustion pollutant controls; or Any units/groups with low-emission materials or finishes addressed in Section 6 that are compliant based on different certifications/standards within their product category.
- Exception: Builders and Raters may use a single checklist for units utilizing low-emission materials certified to different labels or standards, provided that documentation of the certifications for those materials are retained by the builder and available for inspection upon request.

For further information on the Indoor airPLUS program, visit www.epa.gov/indoorairplus.



Indoor airPLUS Construction Specifications

Version 1 (Rev. 04)



ENERGY STAR certification is a pre-requisite for a home to achieve Indoor airPLUS qualification. ENERGY STAR checklist items that satisfy Indoor airPLUS requirements are only summarized below. Please refer to the [ENERGY STAR National Program Requirements](#) and the checklists under *Complete Mandatory Measures* for more information and the full description of the requirement. Depending on your state, newer versions of the ENERGY STAR Program Requirements may be in effect (e.g. V3.1, V3.2). States under newer versions of the ENERGY STAR Program Requirements can be found listed with other individual [Regional Specifications](#).

1. Moisture Control

1.1 Site and Foundation Drainage

NOTE: Completion of the ENERGY STAR requirements satisfies the following Indoor airPLUS requirements:

- ✓ Slope patio slabs, walks and driveway; tamp back-fill to prevent settling; AND slope the final grade away from the foundation (Builder-W 1.1 and 1.2).
- ✓ Swales or drains designed to carry water away from the foundation are permitted to be provided as an alternative to the slope requirements for any home, and shall be provided for a home where setbacks limit space to less than 10 ft. (Builder-W 1.1 and 1.2).
- ✓ Install protected drain tile at the footings of basement and crawlspace walls. Surround each drain tile pipe with washed or clean gravel wrapped with fabric cloth, or install an approved Composite Foundation Drainage System (CFDS) (Builder-W 1.8).

Additional Indoor airPLUS Requirements:

- Install a drain or sump pump in basement and crawlspace floors, discharging to daylight at least 10 ft. outside the foundation or into an approved sewer system.

Exceptions:

- Slab-on-grade foundations.
- In areas of free-draining soils — identified as Group 1 (Table R405.1, 2015 IRC) by a certified hydrologist, soil scientist, or engineer through a site visit — installation of a drain or sump pump is not required.
- In EPA Radon Zone 1, if a drain tile discharges to daylight install a backwater valve (check valve) at the drain tile outfall (see Specification 2.1 for additional radon measures).

1.2 Capillary Break Installation

NOTE: Completion of the ENERGY STAR requirements satisfies the following Indoor airPLUS requirements:

- ✓ Install polyethylene sheeting or extruded polystyrene (XPS) insulation beneath concrete slabs, including basement floors. Ensure sheeting is in direct contact with the concrete slab above (Builder-W 1.3).
- ✓ Install a capillary break at all crawlspace floors using ≥ 6 mil polyethylene sheeting, lapped 6 to 12 in. (Builder-W 1.4).

Additional Indoor airPLUS Requirements:

- Under the polyethylene sheeting or extruded polystyrene (XPS), insulation installed to meet ENERGY STAR Water Management System Builder Checklist Item 1.3:
 - Install a 4 in. layer of 1/2 in. diameter or greater clean aggregate; **OR**

- Install a 4 in. uniform layer of sand, overlain with either a layer of geotextile drainage matting throughout or strips of geotextile drainage matting along the perimeter installed according to the manufacturer's instructions.

Exceptions to the aggregate OR sand requirement:

(Not applicable in EPA Radon Zone 1)

- Dry climates, as defined by 2015 IECC Figure 301.1.
- Areas with free-draining soils – identified as Group 1 (Table R405.1, 2015 IRC) by a certified hydrologist, soil scientist, or engineer through a site visit.
- Slab-on-grade foundations.

Alternative path for gut-rehabs:

- For an existing slab in a home undergoing a gut rehabilitation in Radon Zones 2 and 3, the alternate slab treatment in the ENERGY STAR Water Management System Builder Checklist, footnote 5, shall apply as an alternative to polyethylene and aggregate or sand under the slab. Homes undergoing gut rehabilitation in Radon Zone 1 must also install an active radon system utilizing sub-slab depressurization, and radon levels shall be verified upon final inspection to be below the EPA action level (4pCi/l) to receive qualification.

Note: In EPA Radon Zone 1 (see Specification 2.1):

- Polyethylene sheeting must be installed and overlapped by 6 to 12 in. at the seams.
- ENERGY STAR staking method for poly sheeting may not be used in crawlspaces with no slab.
- ENERGY STAR exceptions for capillary break (polyethylene) under slabs do not apply. Poly is required in Radon Zone 1.

Advisory: 10 mil polyethylene is recommended if crawlspace floors are not covered with a concrete slab.

1.3 Damp-Proofing and Waterproofing Below-Grade Exterior Walls

NOTE: Completion of the ENERGY STAR requirements satisfies the following Indoor airPLUS requirements:

- ✓ Finish all masonry and concrete walls (e.g., poured concrete, concrete masonry, insulated concrete forms) with a damp-proof coating (Builder-W 1.5).
- ✓ Finish all wood-framed walls with polyethylene and adhesive or other equivalent waterproofing (Builder-W 1.5).

No additional Indoor airPLUS Requirements

1.4 Basement and Crawlspace Insulation and Conditioned Air

Indoor airPLUS Requirements:

- Seal crawlspace and basement perimeter walls to prevent outside air infiltration.
- Insulate crawlspace and basement perimeter walls according to the prescriptive values determined by local code or R-5, whichever is greater.
- Provide conditioned air at a rate not less than 1 cfm per 50 sq. ft. of horizontal floor area. This can be achieved by a dedicated supply (2015 IRC section R408.3.2.2) or through crawl-space exhaust (2015 IRC section R408.3.2.1). However, if radon-resistant features are required (see Specification 2.1), do not use the crawlspace exhaust method.

Exceptions:

- Homes built in areas designated as 100-year flood zones. (Conditioned crawlspaces are not recommended for use in flood zones. For more information on designated 100-year flood zones, see FEMA's definition of Special Flood Hazard Areas: <https://www.fema.gov/flood-zones>).
- Raised pier foundations with no walls.
- Dry climates, as defined by 2015 IECC Figure 301.1.
- Marine climates, as defined by 2015 IECC Figure 301.1, if no air handler or return ducts are installed in the crawlspace.

Additional Exceptions:

- In lieu of perimeter wall insulation and conditioned air, crawlspaces that utilize a capillary break on the floor and that are well-sealed to prevent outside air infiltration are permitted to utilize active dehumidification with sufficient latent capacity to maintain relative humidity (RH) at or below 60 percent. The dehumidifier shall be drained to the outside or to a sump pump. With this exception, ENERGY STAR Certified Homes Water Management System Builder Requirements Item 1.4.3 staking method for poly sheeting may not be used in crawlspaces with no slab.

1.5 Drainage Plane and Drainage System

NOTE: Completion of the ENERGY STAR requirements satisfies the following Indoor airPLUS requirements:

- ✓ Install a continuous drainage plane behind exterior wall cladding that overlaps flashing and is fully sealed at all penetrations (Builder-W 2.2).
- ✓ Install flashing or an equivalent drainage system at the bottom of exterior walls to direct water away from the drainage plane and foundation (Builder-W 2.1).

No additional Indoor airPLUS Requirements

1.6 Window and Door Openings

NOTE: Completion of the ENERGY STAR requirements satisfies the following Indoor airPLUS requirement:

- ✓ Fully flash all window and door openings, including pan flashing over the rough sill framing, side flashing that extends over pan flashing and top flashing that extends over side flashing (Builder-W 2.3).

No additional Indoor airPLUS Requirements

1.7 Gutters, Downspouts and Site Drainage

NOTE: Completion of the ENERGY STAR requirements satisfies the following Indoor airPLUS requirements:

- ✓ Direct roof water away from the house using gutters and downspouts that empty into lateral piping on a sloping finish grade (Builder-W 3.2); OR
- ✓ Direct roof water to an underground catchment system not connected to the foundation drain system that discharges water ≥ 10 ft. from foundation (Builder-W 3.2).

Additional Indoor airPLUS Requirements:

- Provide extra protection for water splash damage on homes meeting one of the following ENERGY STAR exceptions for gutters and downspouts: slab on grade homes, homes that deposit rainwater to a grade-level rock bed with a waterproof liner and drain pipe, or homes that use a continuous rubber membrane system. Protection for water splash damage shall be met by one of the following:
 - Extend the foundation walls at least 16 in. above final grade; **OR**
 - Provide a drip line at eaves that is horizontally 16 in. away from the edge of the foundation wall; **OR**
 - Use cladding materials that are decay and rot resistant and can tolerate regular wetting extending at least 16 in. above final grade and install a well-sealed, continuous drainage plane per manufacturer's instructions.

Advisory: The use of self-adhering moisture membranes directly on exterior sheathing should be limited in these applications to encourage drying potential of moisture vapor through the wall assembly. A moisture resistant, non-perforated, and vapor permeable housewrap is preferred. (However, this may not be true for all wall assemblies where 50% or more of the insulation is outboard the structural assembly.)

Exceptions:

- Dry climates, as defined by 2015 IECC Figure 301.1.
- Homes with rainwater harvesting systems that are designed to properly drain overflow, meeting discharge-distance requirements outlined in ENERGY STAR Builder-W Item number 3.2.

1.8 Roof to Wall Intersections and Roof Penetrations

NOTE: Completion of the ENERGY STAR requirements satisfies the following Indoor airPLUS requirements:

- ✓ Fully flash all roof-to-wall intersections and all roof penetrations using step flashing for conventional roofs or continuous flashing for metal and rubber membrane roofs (Builder-W 3.1).
- ✓ Install "kick-out" flashing at the low end of roof-to-wall intersections (Builder-W 3.1).

No additional Indoor airPLUS Requirements

1.9 Roof Valleys and Decking

NOTE: Completion of the ENERGY STAR requirements satisfies the following Indoor airPLUS requirement:

- ✓ Install a self-sealing bituminous membrane or the equivalent at all valleys and roof decking penetrations for durability at potential failure points (Builder-W 3.3).

No additional Indoor airPLUS Requirements

1.10 Roof Eaves

NOTE: Completion of the ENERGY STAR requirements satisfies the following Indoor airPLUS requirement:

- ✓ Install ice flashing over the sheathing at eaves to provide protection from ice dams in climate zones 5 and higher (Builder-W 3.4).
- ✓ Extend a self-sealing bituminous membrane or the equivalent ("ice flashing") from the edge of the roof line to > 2 ft. up roof deck from the interior plane of the exterior wall (Builder-W 3.4).

No additional Indoor airPLUS Requirements

1.11 Moisture-Protective Systems

NOTE: Completion of the ENERGY STAR requirements satisfies the following Indoor airPLUS requirements:

- ✓ Install moisture-resistant backing material behind tub and shower enclosures (Builder-W 4.2).
- ✓ Install a corrosion-resistant drain pan properly draining to a conspicuous point of disposal (Builder-W 4.6).

Additional Indoor airPLUS Requirements:

- Insulate water supply pipes in exterior walls with pipe wrap.

Exceptions:

- Climate zones 1-3 located in dry climates, as defined by 2015 IECC Figure 301.1.
- When insulation in the wall cavity qualifies as an air barrier and pipes are located within the interior 50% of the wall cavity.

Advisory: Pipes should be installed as close as possible to conditioned space while maintaining Grade 1 insulation installation to reduce risk of freezing and/or condensation.

1.12 Class 1 Vapor Retarders

NOTE: Completion of the ENERGY STAR requirements satisfies the following Indoor airPLUS requirement:

- ✓ Do not install Class 1 vapor retarders on the interior side of vapor permeable insulation in below-grade exterior walls or in any exterior walls in Warm-Humid climates (Builder-W 1.6 and 4.3). Footnote: Class 1 vapor retarders, such as mirrors, may be used if mounted with clips or other spacers that allow air to circulate behind them.

No additional Indoor airPLUS Requirements

1.13 Materials with Signs of Water Damage or Mold

NOTE: Completion of the ENERGY STAR requirements satisfies the following Indoor airPLUS requirements:

- ✓ Building materials with visible signs of water damage or mold not installed or allowed to remain. If mold is present, effort should be made to remove all visible signs of mold (e.g., by damp wipe with water and detergent). If removal methods are not effective, then the material shall be replaced. However, stains that remain after damp wipe are acceptable. Lumber with "sap stain fungi" is exempt from this item as long as the lumber is structurally intact. (Builder-W 4.4).
- ✓ Do not enclose (e.g., with drywall) framing members and insulation products having high moisture content. (Note: Lumber should not exceed 18 percent moisture) (Builder-W 4.5).
- ✓ For wet-applied insulation, follow the manufacturer's drying recommendations (Builder-W 4.5).

No additional Indoor airPLUS Requirements

1.14 Moisture-Resistant Materials

Indoor airPLUS Requirements:

- Install only water-resistant hard-surface flooring in kitchens, bathrooms, entryways, laundry areas and utility rooms.

Note: Wood flooring, either pre-finished or site-finished, can be utilized in these areas, as long as any composite wood material or site-applied finish comply with Items 6.1 and 6.2, respectively.

2. Radon

2.1 Radon-Resistant Construction

NOTE: Completion of the ENERGY STAR requirements satisfies the following Indoor airPLUS requirement:

- ✓ Air seal all sump covers (Builder-W 1.7).

Additional Indoor airPLUS Requirements:

- Construct homes in EPA Radon Zone 1 (see www.epa.gov/radon/zonemap.html) with radon-resistant features (a passive system at minimum). EPA recommends that radon-resistant features are installed according to ANSI/AARST CCAH for 1-2 family dwellings and townhouses (max. total foundation area of 2500 sq. ft.) OR ANSI/AARST CC-1000 for larger foundations.

Visually verify the following requirements:

- Capillary break installed according to Specification 1.2, irrespective of climate zone.

Exception: In dry climates as defined by 2015 IECC Figure 301.1, a "pipe loop" in a trench of clean aggregate along the entire inside perimeter of the foundation (installed according to ANSI/AARST CCAH 403.1.1) can be used in lieu of a uniform layer of aggregate under the entire slab.

- A 3 or 4 in. diameter gas-tight vertical vent pipe, clearly labeled as a component of a radon reduction system. The vent pipe shall be connected to an open T-fitting in the aggregate layer (or connected to geotextile drainage matting according to the manufacturer's instructions) beneath the polyethylene sheeting, extending up through the conditioned spaces and terminating a minimum of 12 in. above the roof opening. At least 10 ft. of horizontal perforated drain tile is to be attached to the T-fitting beneath the polyethylene sheeting placed over earthen crawlspaces and below concrete slabs. Note: suction points are not permitted on sump lids.
- Radon fan (i.e., an active system) OR an electrical receptacle installed in an accessible attic location near the radon vent pipe (i.e., a passive system) to facilitate future fan installation if needed. A space surrounding the radon pipe, having a vertical height of not less than 48 inches and a diameter of not less than 21 inches, shall be provided in the attic area where the radon fan can be installed, if required.
- Homes with no accessible attic location for a fan must utilize another exterior location or a garage that is not below conditioned space per ANSI/AARST CCAH. The branch circuit supply shall be labeled at the electrical panel indicating its intended use.
- Foundation air sealing with polyurethane caulk or the equivalent at all slab openings, penetrations and control or expansion joints.

Exception to Item 2.1: Manufactured homes with raised-pier foundations (i.e. no solid perimeter foundation wall).

Alternative path for gut-rehabs:

- For homes with an existing slab undergoing gut rehabilitation in Radon Zone 1, an active radon system utilizing sub-slab depressurization must be installed, and radon levels shall be verified upon final inspection to be below the EPA action level (4pCi/l) to receive qualification. The alternate slab treatment in the ENERGY STAR Water Management System Builder Checklist, footnote 5, shall apply as an alternative to polyethylene and aggregate or sand under the slab.

Note: Larger buildings and multifamily properties may share mitigation systems across multiple units or may require multiple soil gas vent systems to accommodate large building footprints. See ANSI/AARST CC-1000 for electric metering requirements in shared (collateral) mitigation systems, as well as for maximum nominal sizes of soil gas collection plenums and corresponding pipe sizes.

Note: Consult local building codes to determine whether additional radon requirements apply. Also consult EPA's "Building Radon Out" (EPA 402-K-01-002) for general guidance on installing radon-resistant features.

Advisories:

1. Elevated levels of radon have been found in homes built in all three zones on EPA's Map of Radon Zones. Consult your state radon program for current information about radon in your area. Go to www.epa.gov/radon/whereyoulive.html and click on your state for contact information.
2. EPA recommends, but does not require, that all homes built with radon-resistant features in EPA Radon Zone 1 include a radon vent fan. EPA also recommends radon-resistant features for homes built in EPA Radon Zones 2 and 3, and that all homes with or without radon-resistant features be tested for radon prior to occupancy. A radon vent fan should be installed when the test result is 4 pCi/L (the EPA action level) or more.
3. Provide buyers with EPA's Citizen's Guide to Radon, encourage them to test for radon and refer them to www.epa.gov/radon for more information.
4. If soil or groundwater contamination is suspected on or near the building site (e.g., former industrial sites), volatile chemical contaminants from soil gas or vapor intrusion into a building may pose an IAQ risk. In such cases, EPA recommends radon-resistant features consistent with Specification 2.1, which can minimize or prevent the vapor intrusion into a house. See the EPA Vapor Intrusion Primer or ASTM E2600 for more information. You should also consult your state, tribal, or local environmental regulatory agency for information on the location of contaminated sites, including those subject to Superfund (CERCLA), Resource Conservation and Recovery Act (RCRA) cleanup requirements, or the Brownfields program. Visit EPA's "Where You Live" for more information.

3. Pest Barriers

3.1 Minimize Pathways for Pest Entry

NOTE: Completion of the ENERGY STAR requirements satisfies the following Indoor airPLUS requirements:

- ✓ Seal all penetrations and joints between the foundation and exterior wall assemblies (Rater-F 4.1 and 4.3).
- ✓ Air seal all sump covers (Builder-W 1.7).

No additional Indoor airPLUS Requirements

Advisories:

1. When sealing larger gaps that provide potential points of entry for rodents, copper or stainless steel wool is recommended in addition to sealant.
2. Additional precautions should be taken in areas classified as "Moderate to Heavy" termite infestation probability (as identified by 2015 IRC Figure R301.2 [6]):
 - Foundation walls should be solid concrete or masonry with a top course of solid block, bond beam, or concrete-filled block.
 - Interior concrete slabs should be constructed with 6 x 6 in. welded wire fabric, or the equivalent, and concrete walls should be constructed with reinforcing rods to reduce cracking.
 - Sill plates should be made of metal or preservative-treated wood.
3. Additional precautions should be taken in areas classified as "Very Heavy" termite infestation probability (as identified by 2015 IRC Figure R301.2[6]) i.e., Alabama, Florida, Georgia, Louisiana, Mississippi, South Carolina and parts of California and Texas:
 - Foam plastic insulation should not be installed on the exterior face of below-grade foundation walls or under slabs.
 - Foam plastic insulation installed on the exterior of above-grade foundation walls should be kept a minimum of 6 in. above the final grade and any landscape bedding materials and should be covered with moisture-resistant, pest-proof material (e.g., fiber cement board or galvanized insect screen at the bottom-edge of openings).
 - Foam plastic insulation applied to the interior side of conditioned crawlspace walls should be kept a minimum of 3 in. below the sill plate.

3.2 Rodent/Bird Screens for Building Openings

Indoor airPLUS Requirements:

- Provide corrosion-proof rodent/bird screens (e.g., copper or stainless steel mesh) for all building openings that cannot be fully sealed and caulked (e.g., ventilation system intake/exhaust outlets and attic vent openings).

Exception: This requirement does not apply to clothes dryer vents.

4. HVAC Systems

4.1 HVAC Sizing and Design

NOTE: Completion of the ENERGY STAR requirements satisfies the following Indoor airPLUS requirements:

- ✓ Calculate room-by-room heating and cooling design loads using Unabridged ACCA Manual J, 2013 ASHRAE Fundamentals, or other methodology per the Authority Having Jurisdiction (HVAC-D 3).
- ✓ Select all heating and cooling equipment to accommodate the calculated heating and cooling design loads using ACCA Manual S and ENERGY STAR allowances, inclusive of the pressure drop from all specified filters (HVAC-D 4).

Additional Indoor airPLUS Requirements:

- In "Warm-Humid" climates as defined by Section 301 of the 2015 IECC (i.e., Climate Zone 1 and portions of Zones 2 and 3A below the white line), equipment shall be installed with sufficient latent capacity to maintain indoor relative humidity (RH) at or below 60 percent. This requirement shall be met by either:
 - Additional dehumidification system(s), **OR**
 - A central HVAC system equipped with additional controls to operate in dehumidification mode.

Exception: Climate Zones 4-8, 3B, 3C and the portions of 3A and 2B above the white line as shown by 2015 IECC Figure 301.1.

Advisory: Although not required to meet this specification, independent dehumidification is recommended in Climate Zones 4A and 3A above the white line as shown in 2015 IECC Figure 301.1.

4.2 Duct System Design and Installation

NOTE: Completion of the ENERGY STAR requirements satisfies the following Indoor airPLUS requirements:

- ✓ Design all duct systems according to ACCA Manual D (HVAC-D 5).
- ✓ Ensure that all duct systems are installed to be substantially airtight (Rater-F 6.4 and 6.2).

Additional Indoor airPLUS Requirements:

- Do not use building cavities as part of the forced air supply or return systems.
- Either cover duct openings throughout construction to protect from construction debris or vacuum out ducts thoroughly prior to installing registers, grilles and diffusers (see Specification 7.1).

Advisory: Seams in the HVAC cabinet, plenum and adjacent ductwork should be sealed with mastic systems, tape that meets the applicable requirements of UL 181a or UL 181b, or gasket systems.

4.3 Location of Air-Handling Equipment and Ductwork

Indoor airPLUS Requirement:

- Do not locate air-handling equipment or ductwork in garages.

Note: Ducts and equipment may be located in framing spaces or building cavities adjacent to garage walls or ceilings if they are separated from the garage space with a continuous air barrier.

4.4 Room Pressure Differentials

NOTE: Completion of the ENERGY STAR requirements satisfies the following Indoor airPLUS requirement:

- ✓ Minimize room pressure differentials for any bedroom (as defined by RESNET's Mortgage Industry National Home Energy Rating Systems Standards (the RESNET Standard) that does not have a dedicated return (Rater-F 6.2).

No additional Indoor airPLUS Requirements

4.5 Mechanical Whole-Dwelling Ventilation

NOTE: Completion of the ENERGY STAR requirements satisfies the following Indoor airPLUS requirements:

- ✓ Provide mechanical whole-dwelling ventilation meeting all requirements of ASHRAE 62.2-2010 or later (HVAC-D 2).
- ✓ Test airflows to ensure they meet ASHRAE 62.2-2010 or later minimum requirements (Rater-F 7.1).
- ✓ Visually verify the following requirements:
 - Transfer air is not used to meet ventilation requirements (Rater-F 7.7.1).
 - Outdoor air inlets are located a minimum of 10 ft. from contaminant sources (Rater-F 7.7.2).

No additional Indoor airPLUS Requirements

Advisory: Outdoor air ducts connected to the return side of an air handler should be used as supply ventilation only if the manufacturers' requirements for return air temperature are met (e.g., most manufacturers recommend a minimum of 60 degrees Fahrenheit air flow across furnace heat exchangers). EPA also recommends filtering air inlets with a filter rated at MERV 13 or higher to minimize outdoor particles entering the home.

4.6 Local Exhaust for Known Pollutant Sources

NOTE: Completion of the ENERGY STAR requirements satisfies the following Indoor airPLUS requirements:

- ✓ Provide local mechanical exhaust ventilation to the outdoors in each bathroom and kitchen, meeting ASHRAE 62.2-2010 Section 5 requirements (Rater-F 8.1 and 8.2).

Additional Indoor airPLUS Requirements:

- Conventional clothes dryers shall be vented to the outdoors. Electric condensing dryers shall be plumbed to a drain according to manufacturer's instructions.

4.7 Filtration for Central Forced-Air HVAC Systems

NOTE: Completion of the ENERGY STAR requirements satisfies the following Indoor airPLUS requirement:

- ✓ Equip all filter access panels with gasket material or comparable sealing mechanism and ensure access panels fit snugly against the exposed edge of the installed filter when closed to prevent bypass (Rater-F 9.3).

Additional Indoor airPLUS Requirements:

- Install only HVAC filters that are rated MERV 8 or higher according to ASHRAE 52.2-2007 (at approximately 295 fpm).

Advisory: EPA recommends, but does not require, filters rated at MERV 13 or higher to reduce exposure to fine particles. Filters perform best when the filter rack design includes the following features, which are also included in some manufacturers' filter media boxes:

- Flexible, air-tight (e.g., closed-cell foam) gasket material on the surface that contacts the air-leaving (downstream) side of the filter.
- Friction fit or spring clips installed on the upstream side of the filter to hold it firmly in place.

- Upon installation of the air handling unit, include a filter for the remainder of construction activity to protect the unit and/or coil from construction debris and dust. Filter should be clean upon final inspection following construction (see Specification 7.1).

Advisory: To reduce the likelihood of construction dust contaminating the ducts and air handler, limit use of the HVAC system during activities with increased dust (e.g. drywall sanding, floor sanding).

- Do not install any air-cleaning equipment designed to produce ozone (i.e., ozone generators).

5. Combustion Pollutant Control

5.1 Combustion Equipment Located in Conditioned Spaces

NOTE: Completion of the ENERGY STAR requirements satisfies the following Indoor airPLUS requirements:

- ✓ *Mechanically draft or direct vent all gas- and oil-fired furnaces, boilers and water heaters located in conditioned spaces. Naturally drafted equipment is allowed in Climate Zones 1-3 if the Rater has followed the combustion safety test procedures in Section 805 of the RESNET Standard. (Rater-F 10.1).*
- ✓ *Fireplaces that are not mechanically drafted or direct-vented to the outdoors must meet maximum allowed exhaust flow (Rater-F 10.2).*

Additional Indoor airPLUS Requirements:

- Do not install any unvented combustion space-heating or decorative appliances within conditioned space.
- Ensure that all fireplaces and other fuel-burning and space-heating appliances located in conditioned spaces are vented to the outdoors and supplied with adequate combustion and ventilation air according to the manufacturers' installation instructions.
- Meet the following energy efficiency and emissions standards and restrictions for all fireplaces and other fuel-burning and space-heating appliances located in conditioned spaces:
 - Traditional masonry fireplaces designed for open fires are not permitted, with the exception of "masonry heaters" as defined by ASTM E1602 and section 2112.1 of the 2012 International Building Code (i.e., fireplaces engineered to store and release substantial portions of heat generated from a rapid burn).
 - Factory-built wood-burning fireplaces shall meet the certification requirements of UL 127 and shall have tight-fitting, gasketed glass doors and a dedicated outside air supply.

Advisory: Factory-built wood burning fireplaces qualified under EPA's wood-burning fireplace program are recommended. See: www.epa.gov/burnwise/fireplacelist.html
 - Wood stove and fireplace inserts as defined in section 3.8 of UL 1482 shall meet the certification requirements of that standard, **AND** they shall meet the emission requirements of the EPA's New Source Performance Standards for new residential wood heaters. See: www.epa.gov/residential-wood-heaters/final-new-source-performance-standards-residential-wood-heaters.

- Pellet stoves shall meet the requirements of ASTM E1509 **AND** they shall meet the emission requirements of the EPA New Source Performance Standards for new residential wood heaters.
- Natural gas and propane fireplaces shall have a permanently affixed glass front or gasketed door, and be power vented or direct vented in accordance with ANSI Z21.88/CSA 2.33. Decorative gas logs as defined in ANSI Z21.84/CSA 2.33 are not permitted.

Note: Unfinished basements and crawlspaces (except raised pier foundations with no walls) and attached garages that are air-sealed to the outside and intended for use as work or living space, are considered "conditioned spaces" for the purpose of this requirement.

5.2 Carbon Monoxide Alarms

Indoor airPLUS Requirement:

- All homes equipped with combustion appliance(s) or an attached garage shall have a carbon monoxide (CO) alarm installed in a central location in the immediate vicinity of each separate sleeping zone (e.g., in a hallway adjacent to bedrooms.) The alarm(s) shall be hard-wired with a battery back-up function and placed according to NFPA 720. The alarms shall be certified by either CSA 6.19-01 or UL 2034.

5.3 Multi-Family Environmental Tobacco Smoke Protections

Indoor airPLUS Requirements:

- Reduce exposure to environmental tobacco smoke (ETS) in multi-family buildings by:
 - Prohibiting smoking in indoor common areas, specified explicitly in building rental/lease agreements or condo/co-op association covenants and restrictions.
 - Locating designated outdoor smoking areas a minimum of 25 ft. from entries, outdoor air intakes and operable windows.
 - Minimizing uncontrolled pathways for ETS transfer between individual dwelling units by sealing penetrations in the walls, ceilings and floors of dwelling units; sealing vertical chases adjacent to dwelling units; and applying weather stripping to all doors in dwelling units leading to common hallways.

Advisory: To ensure that air sealing will effectively prevent migration of ETS, other air pollutants and odors between units in multifamily structures, conduct air-tightness testing of each unit in accordance with Section 802 of the RESNET Standard. The maximum air leakage rate should not exceed 0.3 CFM per square foot of the dwelling unit's enclosure area, at an induced pressure difference of 50 Pa, where the enclosure area includes the floor area, the ceiling area, and the demising and exterior wall areas.

5.4 Attached Garages

NOTE: Completion of the ENERGY STAR requirements satisfies the following Indoor airPLUS requirement:

- ✓ *Isolate attached garages from conditioned spaces as follows:*
 - Air-seal common walls and ceilings between attached garages and living spaces before installing insulation (Rater-F 2.4, 2.6, and 4.7).

- Use weather stripping or equivalent gasket to ensure all doors between living spaces and attached garages are substantially airtight (Rater-F 4.9).

Additional Indoor airPLUS Requirements:

- Install an automatic door closer on all connecting doors between living spaces and attached garages, **AND**
- In homes with exhaust-only whole house ventilation meet one of the following two requirements:
 - Equip the attached garage with an exhaust fan with a minimum installed capacity of 70 cfm that is vented directly outdoors. The fan shall be wired for continuous operation or with automatic fan controls (e.g., a motion detector) that activate the fan whenever the garage is occupied and operate for at least 1 hour after the garage has been vacated. If a ducted fan (not through-the-wall) is used, test and verify minimum capacity of 70 cfm, **OR**
 - Verify that the garage-to-house air barrier can maintain a pressure difference of greater than 45 Pa while the home maintains a 50 Pascal pressure difference with respect to the outdoors. All operable garage openings shall be closed during this test.

Advisories:

1. EPA recommends installing a garage exhaust fan if the homebuyer is expected to occupy the garage for work or recreational activities over extended periods of time.
2. ENERGY STAR certified fans are highly recommended.
3. Provide occupants with information in the Buyer Information Kit on the importance of, and methods for, ensuring adequate ventilation in the garage while occupied for extended periods of time.

6. Low-Emission Materials

Download [How to Find Indoor airPLUS Compliant Low Emission Products](#), which provides guidance on identifying compliant products including industry databases and examples of product labeling.

Note: The evaluation, certification and labeling of products for indoor emissions of volatile organic compounds (VOCs) is complex and evolving. EPA has not established threshold levels for indoor VOC emissions from any of the product categories addressed in these specifications. The third-party programs referenced in these specifications include U.S. programs that are designed to reduce human exposure indoors to individual VOCs of potential concern for human health effects, compared to similar products not certified as low-VOC or no-VOC. EPA will consider modifying these specifications to include additional third-party programs as appropriate.

6.1 Composite Wood

NOTE: The following requirements pertain to ALL composite wood products installed in the home during construction. Examples include but are not limited to: structural panels, cabinetry, shelving, trim, doors, stair treads, flooring, etc. See exceptions.

Indoor airPLUS Requirements:

- Structural plywood and oriented strand board (OSB): Use only products certified compliant with:

- PS1 or PS2, as appropriate, and made with moisture-resistant adhesives as indicated by “Exposure 1” or “Exterior” on the American Plywood Association (APA) trademark.

- Hardwood plywood: Use only products certified compliant with:
 - Formaldehyde emissions requirements of ANSI/HPVA HP-1-2016; **OR**
 - California Air Resources Board (CARB) Airborne Toxics Control Measure (ATCM) Phase II to Reduce Formaldehyde Emissions from Composite Wood Products; **OR**
 - EPA Toxic Substances Control Act (TSCA) Title VI certified.
- Particleboard and MDF products: Use only products certified compliant with:
 - CARB ATCM Phase II to Reduce Formaldehyde Emissions from Composite Wood Products; **OR**
 - EPA Toxic Substances Control Act (TSCA) Title VI certified; **OR**
 - Formaldehyde emissions requirements of ANSI A208.1 (particleboard) and A208.2 (MDF); **OR**
 - ECC Sustainability Standard by the Composite Panel Association; **OR**
 - GREENGUARD or GREENGUARD GOLD Certification.
- Cabinetry: Made with component materials (plywood, particleboard, MDF) that are certified to comply with:
 - The appropriate standards above; **OR**
 - Registered brands or products produced in plants certified under the Kitchen Cabinet Manufacturers Association’s (KCMA) Environmental Stewardship Certification Program (ESP 05-12); **OR**
 - GREENGUARD or GREENGUARD GOLD Certification for Cabinetry.

Exceptions to Item 6.1 per the CA ATCM and EPA’s TSCA Title VI:

- Windows that contain composite wood products are exempt from the requirements of this section if the window product contains less than five percent by volume of HWPW, PB, or MDF combined in relation to the total volume of the finished window product.
- Exterior doors and garage doors that contain composite wood products are exempt from the requirements of this section if either: (A) the doors are made from composite wood products manufactured with no added formaldehyde based resins or ULEF resins; or (B) the doors contain less than three percent by volume of HWPW, PB, or MDF combined in relation to the total volume of the finished exterior door or garage door.

Note: “No added formaldehyde” (NAF) or “Ultra-low emitting formaldehyde” (ULEF) products that are specifically manufactured under a limited exemption from the CARB ATCM to Reduce Formaldehyde Emissions from Composite Wood Products or EPA’s TSCA Title VI rule are compliant with Indoor airPLUS.

6.2 Interior Paints and Finishes

Indoor airPLUS Requirements:

- At least 90 percent of the interior surface area covered by site-applied paints and coatings shall use low-VOC or no-VOC products certified by one of the following third-party standards or certifications:
 - GREENGUARD or GREENGUARD GOLD Certification for Paints and Coatings, **OR**
 - Scientific Certification Systems (SCS) Standard EC-10.3-2014, Indoor Advantage Gold, **OR**
 - A third-party low-emitting product list based on CA Section 01350 (CDPH Standard Method V1.2-2017), **OR**
 - Green Seal Standard GS-11, **OR**
 - Green Wise and Green Wise Gold products, **OR**
 - Master Painters Institute (MPI) Green Performance Standards X-Green, GPS-1 or GPS-2.

6.3 Carpets and Carpet Adhesives

Indoor airPLUS Requirements:

- At least 90 percent of the interior surface area covered by carpet and carpet adhesives must use products labeled with, or otherwise documented as meeting, the Carpet and Rug Institute (CRI) Green Label Plus testing program criteria.
- For carpet cushion (i.e., padding), use only products certified to meet the CRI Green Label Plus testing program criteria.

6.4 Adhesives and Sealants

Advisory: While not currently required by Indoor airPLUS, EPA recommends that at least 90 percent of site-applied interior adhesives and sealants be low-VOC or no-VOC products certified by one of the following third-party standards or certifications:

- A third-party low-emitting product list based on CA Section 01350 (CDPH Standard Method V1.2-2010), **OR**
- Green Seal GS-36, **OR**
- GREENGUARD or GREENGUARD GOLD certification for adhesives and sealants.

6.5 Hard Surface Flooring

Advisory: While not currently required by Indoor airPLUS, EPA recommends that at least 90 percent of the interior hard surface flooring materials, adhesives, and underlayments be low-VOC or no-VOC emitting as certified by one of the following third-party standards or certifications:

- FloorScore ®; **OR**
- GREENGUARD or GREENGUARD Gold; **OR**
- SCS Indoor Advantage Gold; **OR**
- A third party low-emitting product list based on CA Section 01350 (CDPH Standard Method v1.2-2017); **OR**
- CRI Green Label Plus (adhesives)

7. Home Commissioning

7.1 HVAC and Ductwork Verification

Indoor airPLUS Requirements:

- Inspect ductwork before installing registers, grilles and diffusers to verify it is dry and substantially free of dust or debris. If duct openings were not covered during construction, thoroughly vacuum out each opening prior to installing registers, grilles and diffusers.
- After all dust-producing construction activities are complete (e.g., drywall, trim carpentry, floor sanding), verify HVAC filters are new, clean, and meet specified MERV rating (see Specification 4.7).

Advisory: Air balancing of supply registers and return grilles is highly recommended to improve the performance of the HVAC system and comfort of the occupants, but is not required at this time for Indoor airPLUS qualification.

7.2 Ventilation after Material Installation

Indoor airPLUS Requirements:

- Ventilate the home with outside air at the highest rate and duration practical, meeting ventilation requirements for outdoor air flow and humidity control (see Item 4.5):
 - During and shortly after installing products that are known sources of contaminants (e.g., cabinets, carpet padding and painting), **AND**
 - During the period between finishing and occupancy.

Advisory: If whole house ventilation cannot be scheduled prior to occupancy, advise the buyer to operate the ventilation system at the highest rate it can provide during the first few months of occupancy, meeting the above requirements.

7.3 Owner and Resident Information Kit

Indoor airPLUS Requirements:

- Provide resident(s), property manager, and/or building owner with information and documentation of the home's IAQ protections, including:
 - An Indoor airPLUS label and certificate.
 - Operations and maintenance instruction manuals for all installed equipment and systems addressed by Indoor airPLUS and ENERGY STAR requirements, including HVAC systems and accessories, dehumidifiers, combustion appliances and any radon system.

Advisory: Provide the homebuyer with information that addresses the importance of ensuring that manually controlled ventilation options (e.g., bathroom, garage (if applicable), kitchen exhaust fans; operable windows, and doors, etc.) are used when strong pollutant sources are present, such as when using common household products (e.g., cleaning products, pesticides) and when using the garage for hobbies or other pollutant generating activities.

Abbreviations

CFDS	Composite Foundation Drainage System
cfm	cubic feet per minute
ETS	Environmental Tobacco Smoke
fpm	feet per minute
ft.	feet
HVAC	heating, ventilating and air-conditioning
IAQ	indoor air quality
in.	inches
mil	common term to describe plastic sheeting thickness; 1 mil equals 0.001 inches
min.	minimum

MDF	medium density fiberboard
MERV	Minimum Efficiency Reporting Value; defined in ASHRAE 52.2-2007
OSB	oriented strand board
Pa	Pascal
pCi/L	picocuries per liter
Rev.	Revision
sq. ft.	square foot
spec	specification
VOC	Volatile Organic Compound
w.c.	water column

References

ACCA Man D: ACCA Manual D: Residential Duct Systems. 2015. Air Conditioning Contractors of America.

ACCA Man J: ACCA Manual J: Residential Load Calculation – 8th Ed. 2015. Air Conditioning Contractors of America.

ANSI A208.1: ANSI A208.1: Standard Particleboard. 2016. American National Standards Institute.

ANSI A208.2: ANSI A208.2: Standard for Medium Density Fiberboard (MDF) for Interior Applications. 2016. American National Standards Institute.

ANSI/AARST CCAH 2012: ANSI/AARST Standard: Reducing Radon in New Construction of 1 & 2 Family Dwellings and Townhouses. 2012. American Association of Radon Scientists and Technologists.

ANSI/AARST CC-1000 2017: ANSI/AARST Standard: Soil Gas Control Systems In New Construction of Buildings. 2017. American National Standards Institute / American Association of Radon Scientists and Technologists. **ANSI/HPVA HP-1-2016:** American National Standard for Hardwood and Decorative Plywood. 2015. American National Standards Institute / Hardwood Plywood and Veneer Association.

ANSI Z21.88/CSA 2.33: ANSI Standard Z21.88-2014/CSA Standard 2.33-2014: Vented Gas Fireplace Heaters. 2014. American National Standards Institute/Canadian Standards Association.

APA: American Plywood Association provides a voluntary product standard for structural plywood and oriented strand board (OSB). <http://www.apawood.org/plywood>.

ASHRAE Handbooks: ASHRAE Handbook Series. American Society of Heating, Refrigerating, and Air-Conditioning Engineers.

ASHRAE 52.2: ANSI/ASHRAE Standard 52.2-2007: Method of Testing General Ventilation Air-Cleaning Devices for Removal Efficiency by Particle Size. 2007. American Society of Heating, Refrigerating, and Air-Conditioning Engineers.

ASHRAE 62.2: ANSI/ASHRAE Standard 62.2-2010: Ventilation and Acceptable Indoor Air Quality in Low-Rise Residential Buildings. 2010. American Society of Heating, Refrigerating, and Air-Conditioning Engineers.

ASTM E1465: ASTM Standard E1465-08a: Standard Practice for Radon Control Options for the Design and Construction of New Low-Rise Residential Buildings. 2008. American Society for Testing and Materials.

ASTM E1509: ASTM Standard E1509-04: Standard Specification for Room Heaters, Pellet Fuel-Burning Type. 2004. American Society for Testing and Materials.

ASTM E2600: ASTM Standard E2600-10: Standard Guide for Vapor Encroachment Screening on Property Involved In Real Estate Transactions. 2010. American Society for Testing and Materials.

ASTM E1602: ASTM Standard E1602-03(2010) e1: Standard Guide for Construction of Solid Fuel Burning Masonry Heaters. 2010. American Society for Testing and Materials.

CA Section 01350: CDPH Standard Method V1.2-2017; California Section 01350: Special Environmental Requirements Specification: Standard Method for the Testing and Evaluation of Volatile Organic Chemical Emissions from Indoor Environmental Chambers. 2017. State of California.

https://archive.cdph.ca.gov/programs/IAQ/Documents/CDPH-IAQ_StandardMethod_V1_2_2017.pdf.

California Air Resources Board (CARB) Airborne Toxics Control Measure (ATCM) Phase II to Reduce Formaldehyde Emissions from Composite Wood Products. CA Title 17, Section 93120. www.arb.ca.gov/toxics/compwood/compwood.htm.

Comprehensive Environmental Response, Compensation, and Liability Act (CERCLA): Known as Superfund, authorizes EPA to respond to releases, or threatened releases of hazardous substances that may endanger public health, welfare, or the environment.

CRI Green Label: Carpet and Rug Institute Green Label Testing Programs.

CRI Green Label Plus: Carpet and Rug Institute Green Label Plus Testing Programs. <http://www.carpet-rug.org/CRI-Testing-Programs/Green-Label-Plus/Carpet-Adhesive-Cushion.aspx>.

CSA 6.19-01: CAN/CSA Standard 6.19-01: Residential Carbon Monoxide Alarming Devices. 2006. Canadian Standards Association.

Eco-Certified Composite (ECC) Sustainability Standard (CPA 4-11): Composite Panel Association. 2012.

ENERGY STAR Certified Homes Version 3 Checklists: U.S. Environmental Protection Agency. http://www.energystar.gov/index.cfm?c=bldrs_lenders_raters.nh_v3_guidelines.

EPA Building Radon Out (EPA 402-K-01-002): Building Radon Out: A Step-by-Step Guide On How to Build Radon-Resistant Homes. 2001. U.S. Environmental Protection Agency.

EPA How to Find Indoor airPLUS Compliant Low Emission Products provides guidance on identifying compliant products. <http://www.epa.gov/indoorairplus/indoor-airplus-compliant-low-emission-products>.

EPA Radon Maps: EPA's Map of Radon Zones. 2008. U.S. Environmental Protection Agency.

EPA's New Source Performance Standard: Clean air standards for residential wood heaters. 2015. U.S. Environmental Protection Agency.

EPA Vapor Intrusion Primer: Brownfields Technology Primer: Vapor Intrusion Considerations for Redevelopment. 2008. U.S. Environmental Protection Agency.

FloorScore®: FloorScore® certification standard for hard surface flooring materials, adhesives, and underlayments. 2014. Scientific Certification Systems. <https://www.scsglobalservices.com/floorscore>.

Formaldehyde Emission Standards for Composite Wood Products: Toxic Substances Control Act Title VI Formaldehyde Emission Standards for Composite Wood Products. 2016. 40 Code of Federal Regulations, Part 770. <https://www.regulations.gov/document?D=EPA-HQ-OPPT-2016-0461-0001>.

GREENGUARD and GREENGUARD Gold Certification: GREENGUARD Certification Program for Low Emitting Products: Paints and Coatings. 2015. GREENGUARD Environmental Institute. <http://greenguard.org/en/certificationprograms.aspx>.

Green Seal Standard GS-11: GS-11: Green Seal Environmental Standard for Paints and Coatings 3rd Ed. 2011. Green Seal, Inc. http://www.greenseal.org/portals/0/documents/standards/gs-11/gs-11_paints_and_coatings_standard.pdf.

Green Wise and Green Wise Gold Standard: Certified by Coatings Research Group Incorporated. 2010. <http://greenwisepaint.com/performance-standards>.

HPVA: Hardwood Plywood & Veneer Association. ANSI/HPVA HP-1 2015 standard for hardwood and decorative plywood and the ANSI/HPVA EF 2015 standard for engineered wood flooring. <http://www.hpva.org/hpva-national-consensus-standards>.

IBC: International Building Code. 2012. International Code Council, Inc.

IECC: International Energy Conservation Code. 2015. International Code Council, Inc.

IRC: International Residential Code for One- and Two-Family Dwellings. 2015. International Code Council, Inc.

KCMA ESP 05-12: Environmental Stewardship Program. 2012. Kitchen Cabinet Manufacturer's Association.

MPI X-Green (Extreme Green), GPS-1 and GPS-2: Master Painters Institute (MPI) Green Performance Standards for Paints and Coatings [X-Green, GPS-1 and GPS-2]. 2015. Master Painters Institute, Inc. http://www.paintinfo.com/mpi/approved/Specification_index.shtml.

NFPA 720: Standard for the Installation of Carbon Monoxide (CO) Detection and Warning Equipment. 2012. National Fire Protection Association.

NFPA 5000: Building and Construction Safety Code. 2012. National Fire Protection Association.

PS1-09: Voluntary Product Standard, PS 1-09, Structural Plywood 2015. American Plywood Association.

PS2-10: Performance Standard for Wood-based Structural-Use Panels. 2011. American Plywood Association.

RESNET: Mortgage Industry National Home Energy Rating System Standards (RESNET Standard). 2013. Residential Energy Services Network. http://www.resnet.us/standards/RESNET_Mortgage_Industry_National_HERS_Standards.pdf.

Resource Conservation and Recovery Act (RCRA): Public law that creates the framework for the proper management of hazardous and non-hazardous solid waste.

SCS-EC-10.3.2014: Scientific Certification Systems (SCS) Indoor Air Quality Product Performance Standard for Building Interiors. 2014. Scientific Certification Systems. https://www.scsglobalservices.com/files/standards/scs_stn_ec10-3-2014_051614.pdf.

UL 127: Standard for Factory-Built Fireplaces. 2011. Underwriters Laboratories, Inc.

UL 181A: Standard for Closure Systems for Use with Rigid Air Ducts. 2008. Underwriters Laboratories, Inc.

UL 181B: Standard for Closure Systems for Use with Flexible Air Ducts and Air Connectors. 2008. Underwriters Laboratories, Inc.

UL 1482: Standard for Solid-Fuel Type Room Heaters. 2011. Underwriters Laboratories, Inc.

UL 2034: Standard for Single and Multiple Station Carbon Monoxide Alarms. 2008. Underwriters Laboratories, Inc.



Climate Zones of the Continental United States

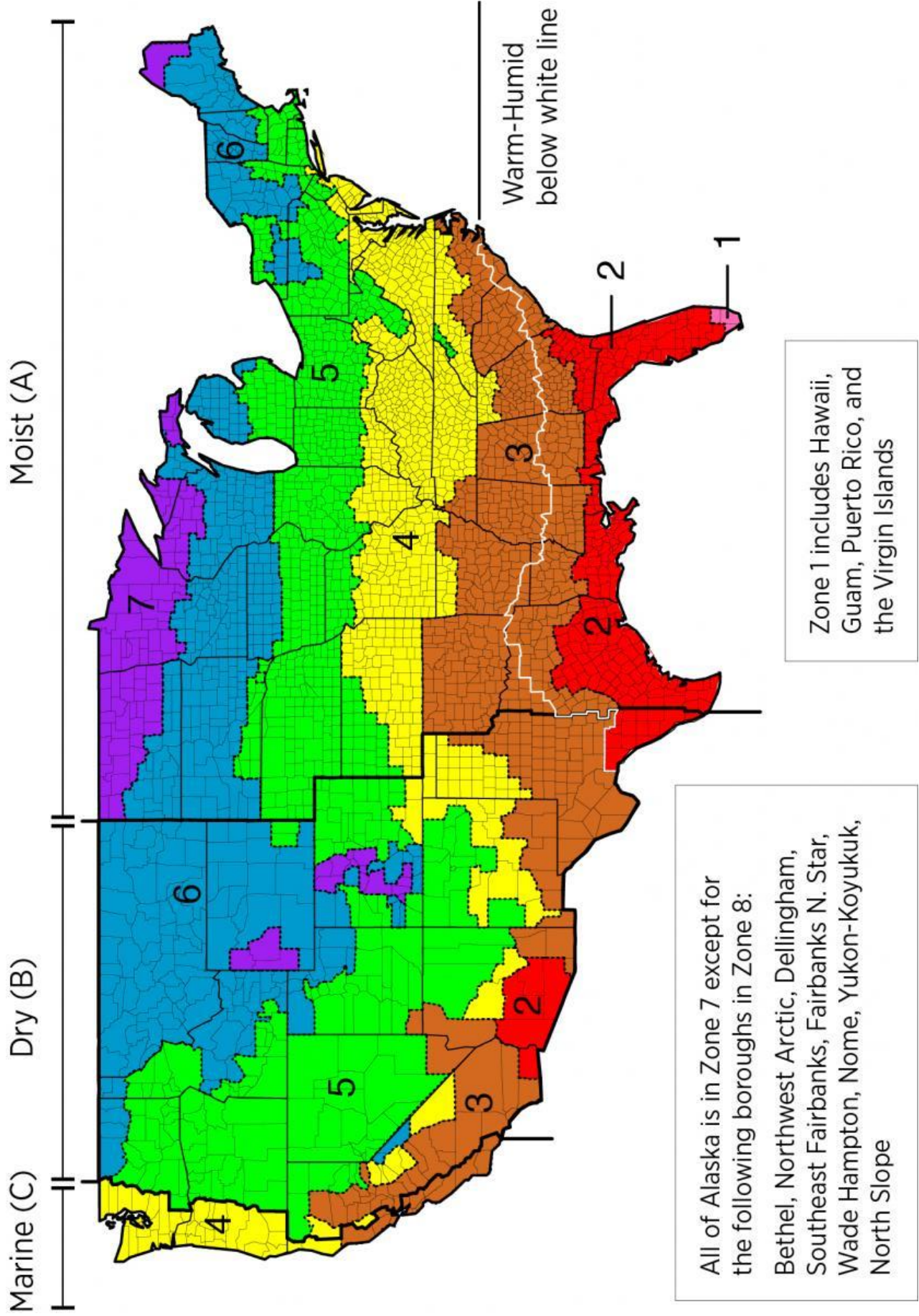


Figure 301.1 Climate Zones of the Continental United States. International Energy Conservation Code



Office of Air and Radiation (6609J)

EPA-402-K-13/001 | Revised February 2018



Homes with the Indoor airPLUS label are designed for improved indoor air quality compared to homes built to minimum code.

www.epa.gov/indoorairplus