



Scope 1&2 GHG Emission Reduction Target

For Scope 1&2 GHG Reduction Target of 46.0% by 2025:
61.0% reduction in 2016 and on track



Score: **GREEN**



Scope 3 GHG Emission Reduction Target

For Scope 3 GHG Reduction Target of 35.0% by 2025:
42.5% reduction in 2016 and on track



Score: **GREEN**



Reduction in Energy Intensity

Reduction in energy intensity in goal-subject facilities compared with 2015:
2.8% and on track



Score: **GREEN**



Use of Renewable Electricity

Use of renewable electricity as a percent of facility electricity use:
121.2% from renewable sources and on track for 30% by 2025



Score: **GREEN**




Use of Clean Energy

Use of clean energy as a percent of facility energy use:
42.9% of federal building electric energy and thermal energy is clean energy and on track



Score: **GREEN**



Reduction in Potable Water Intensity

Reduction in potable water intensity compared with 2007:
40.1% and on track for 36% in 2025



Score: **GREEN**



Green Buildings


Sustainable green buildings:
27.4% GSF of inventory sustainable



Score: **GREEN**

Standards for Success — *Red Standard, Yellow Standard, Green Standard*

Scope 1&2 GHG Emission Reduction Target



GREEN: On track to achieve agency's proposed 2025 GHG Scopes 1&2 emissions reduction target.



YELLOW: Less than a year behind glide path to achieve agency's 2025 target for GHG Scopes 1&2.



RED: More than a year behind glide path to achieve agency's 2025 target for GHG Scopes 1&2.

Scope 3 GHG Emission Reduction Target



GREEN: On track to achieve agency's proposed 2025 GHG Scope 3 emissions reduction target.



YELLOW: Less than a year behind glide path to achieve agency's 2025 target for GHG Scope 3.



RED: More than a year behind glide path to achieve agency's 2025 target for GHG Scope 3.

Reduction in Energy Intensity



GREEN: Reduced energy intensity (Btu/GSF*) in EISA goal-subject facilities by at least 2.5 percent compared with 2015 (or is on track to meet 47.5% reduction compared to 2003, if applicable).



YELLOW: Reduced energy intensity (Btu/GSF) in EISA goal-subject facilities by less than 2.5% compared with 2015 (or, if applicable, reduced Btu/GSF but is not on track to meet 47.5% reduction compared with 2003).



RED: Increased energy intensity (Btu/GSF) in EISA goal-subject facilities compared with 2015.

Use of Renewable Electricity



GREEN: Uses at least 10 percent electricity from renewable sources as a percentage of facility electricity use and is on track for 30% by 2025.



YELLOW: Uses at least 7.5 percent electricity from renewable sources as a percentage of facility electricity use.



RED: Did not use at least 7.5 percent electricity from renewable sources as a percentage of facility electricity use.

Use of Clean Energy



GREEN: At least 10% of federal building electric energy and thermal energy is clean energy and is on track for 25% by 2025.




YELLOW: At least 7.5% of federal building electric energy and thermal energy is clean energy.



RED: Less than 7.5% of federal building electric energy and thermal energy is clean energy.

Reduction in Potable Water Intensity



GREEN: Reduced water intensity by at least 18 percent from 2007 baseline and is on track for 36 percent reduction by 2025.



YELLOW: Reduced water intensity by at least 16 percent from final approved 2007 baseline.



RED: Did not reduce water intensity by at least 16 percent from final approved 2007 baseline.

Green Buildings



GREEN: Demonstrates compliance with 2008 and/or 2016 Guiding Principles for Federal Leadership in High Performance and Sustainable Buildings (GP) for its buildings by GSF or number of buildings of at least 15 percent or at least a 2 percentage point increase over the prior year.



YELLOW: Reports less than 15 percent of its buildings/GSF meeting the GP in FRPP and less than a 2 percentage point increase from previous year, but has developed a plan to incorporate 2016 GP into all new design contracts.



RED: Agency has not demonstrated an increase in compliance with GP from prior year or has not developed a plan to achieve 15 percent by 2025 using 2016 Guiding Principles.

*GSF = Gross Square Footage