



2009 TRI National Analysis

Kara Koehn

12/16/2010



Outline of Briefing

- TRI Background
- Key Messages
- Summary Statistics
 - TRI chemical release totals
 - Environmental media
 - Industry sectors
 - Chemicals of interest
- Contact Information



TRI Background

- Emergency Planning and Community Right to Know Act (EPCRA) Section 313 in 1986
 - To inform communities of chemical hazards
 - TRI data
 - Toxic chemical releases by TRI facilities
 - Reported by facilities
 - Inventory made public
 - First TRI Public Data Release in 1988
- Pollution Prevention Act 1990
 - Waste management
 - Source reduction



Key Messages

- TRI National Analysis release December 16, 2010
- TRI Program has fulfilled EPA Administration's goal for transparency and open government
 - EPA made raw data available to public within the same month data were submitted to EPA
 - EPA received positive feedback in the press and from stakeholders for earliest release of TRI data yet



Key Messages

Item	What is new
National Analysis homepage	Revised
Overview document <ul style="list-style-type: none">- Summary statistics- Trends in sectors- Corporate parent company and pollution prevention activities	New New
Geographic-specific analyses <ul style="list-style-type: none">- State fact sheets- Tribal- Urban communities- Large Aquatic Ecosystems (LAE)	New New New
Detailed chemical and sector charts and tables	
Q and A document	
PowerPoint briefing	Public



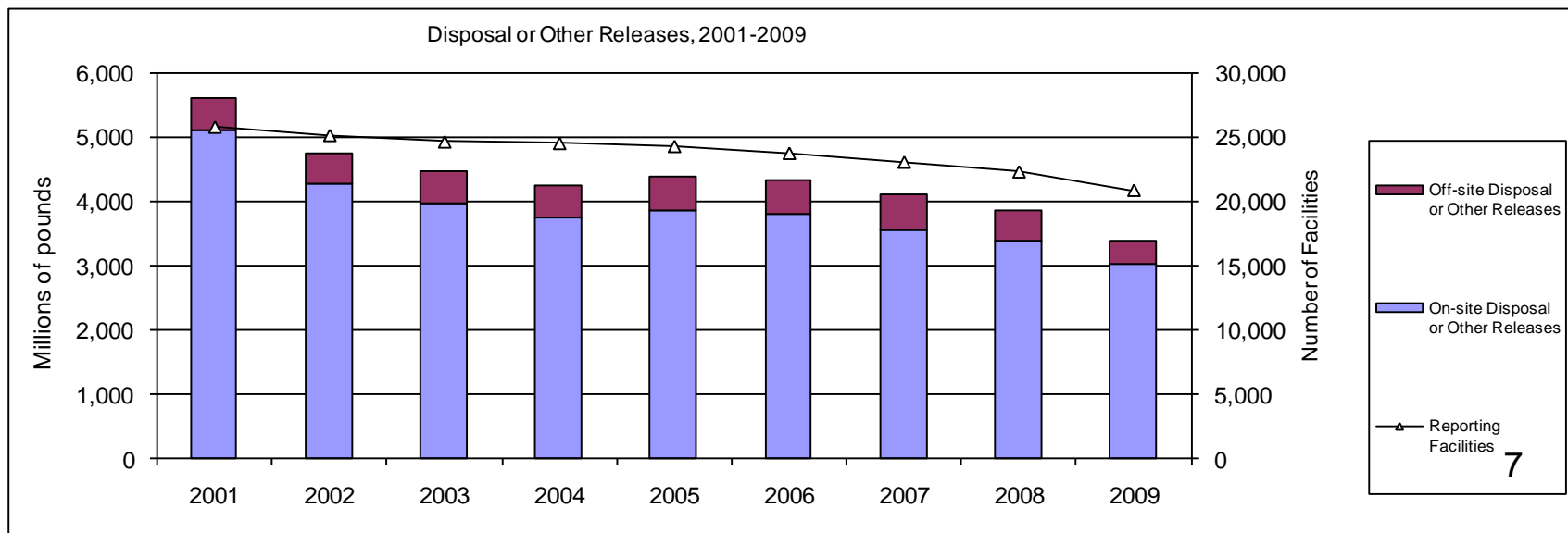
Key Messages

- Data Quality Effort
 - Collaboration between headquarters divisions and regions
 - Target facilities
 - Largest increasers and decreasers
 - Large changes in PBT chemicals
 - Missing Dioxin and dioxin-like compounds congeners
 - Large changes in priority chemicals in collaboration with OSWER
 - Large changes in VOC air releases
 - Missing or invalid Primary NAICS
 - Other data quality checks
 - Have contacted over 600 facilities

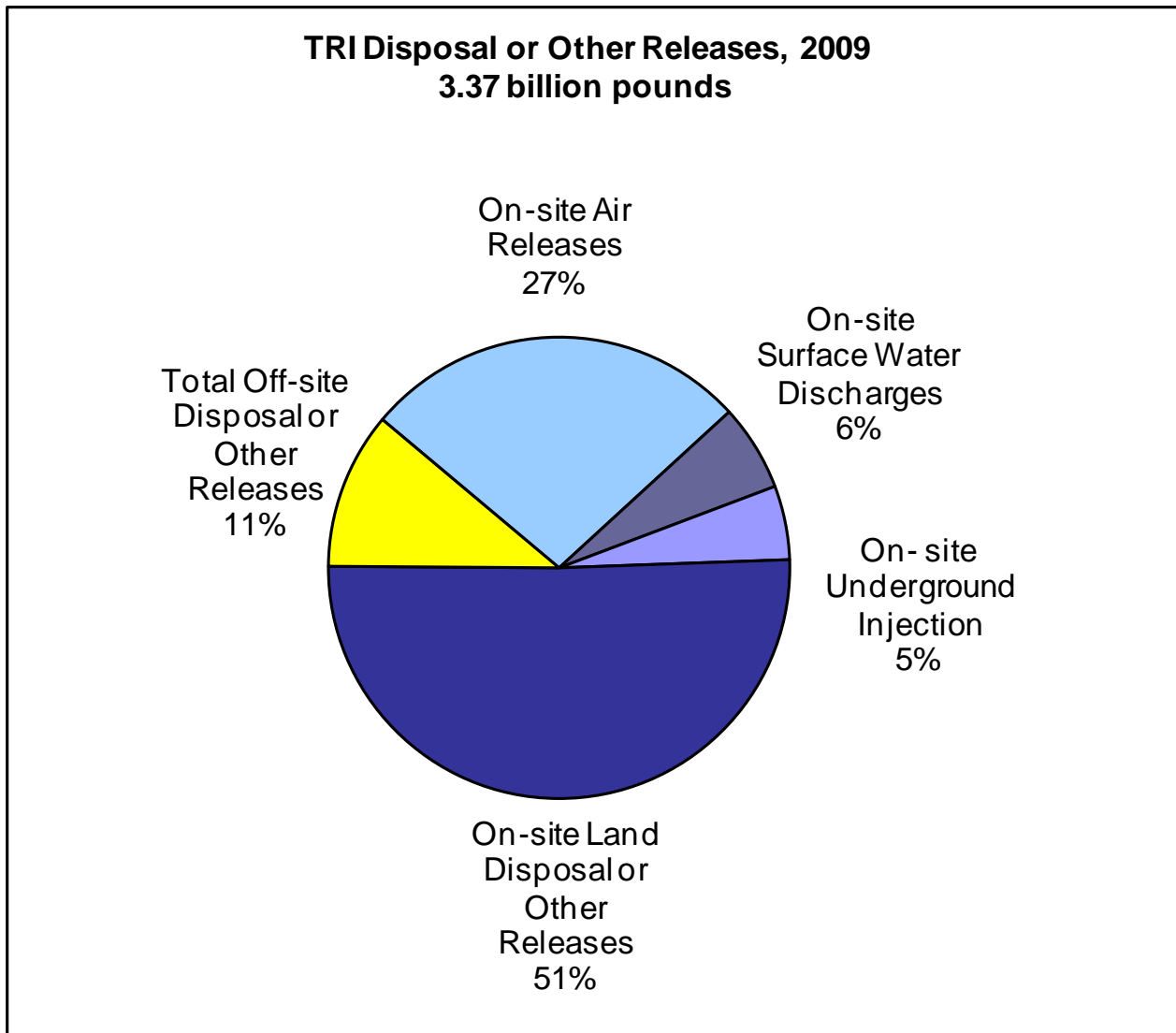


Summary Statistics for 2009

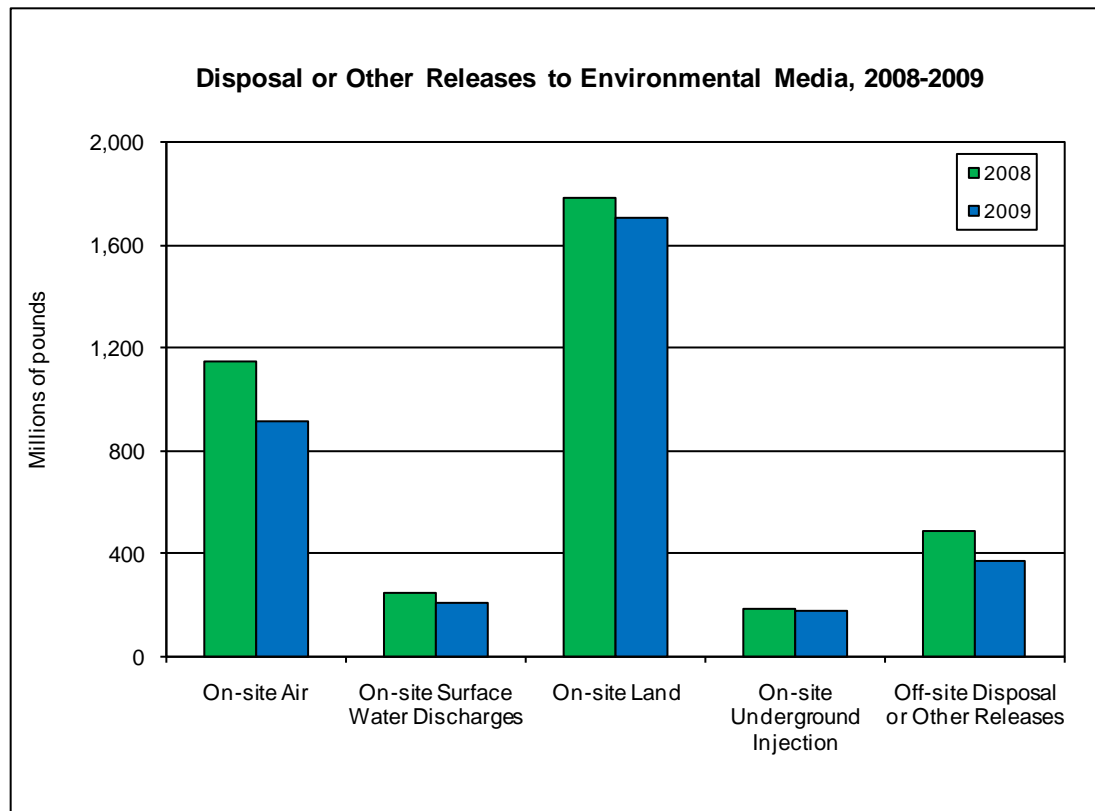
- Total TRI releases are down 12% 2008-2009 (480 million lbs)
 - Continues a downward trend seen in year's past
 - Possible reasons for decrease
 - Decreased production
 - Decreased chemical use
 - Shift to other management practices
 - Decrease in number of reporting facilities
 - Change in composition of raw materials
- Facilities reporting to TRI down 7% (1,455 facilities)
 - There are two trends
 - Small decreases in facilities each year
 - Some facilities will report late
 - Following up on enforcement strategy



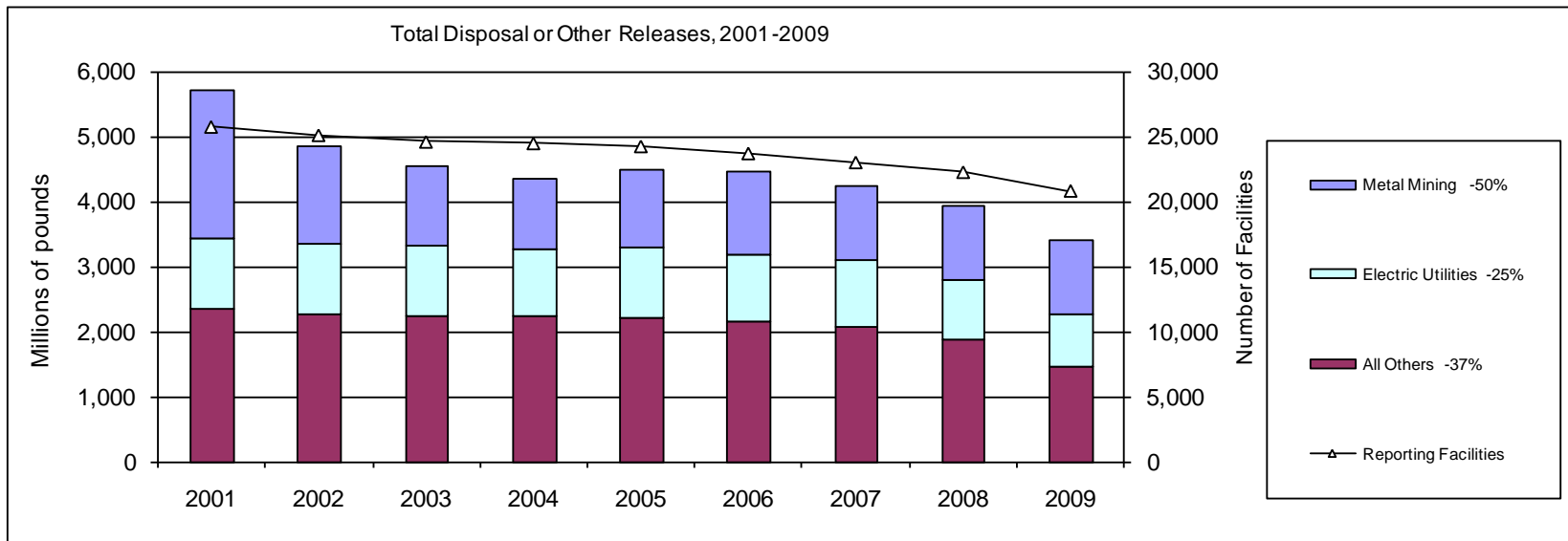
Summary Statistics for 2009



- Releases by environmental media
 - Total on-site disposal or other releases down 12%
 - Air releases down 20% (about 232 million lbs)
 - Surface water discharge down 18% (about 45 million lbs)
 - Land down 4% (about 74 million lbs)
 - Underground injection down 7% (about 13 million lbs)
 - Total off-site disposal or other releases down 24% (about 116 million lbs)

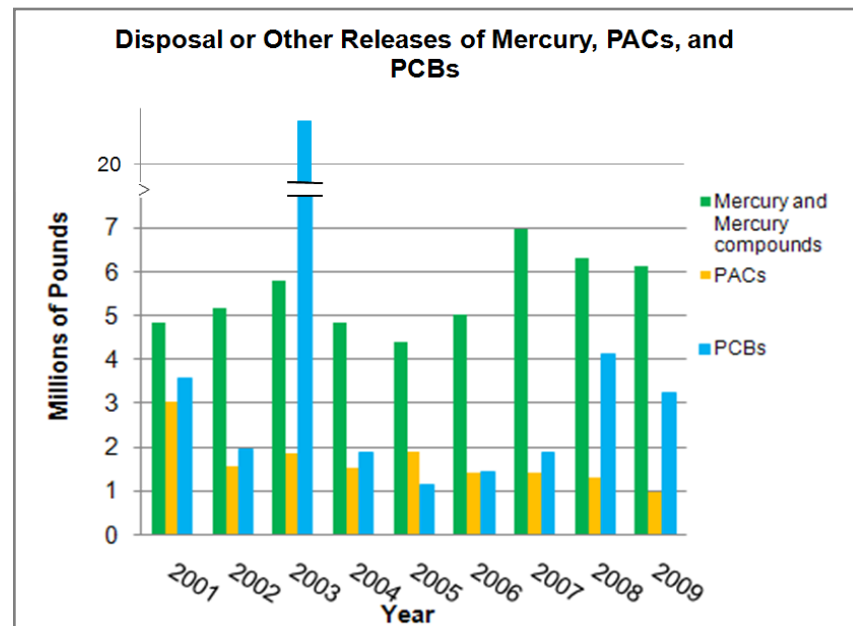
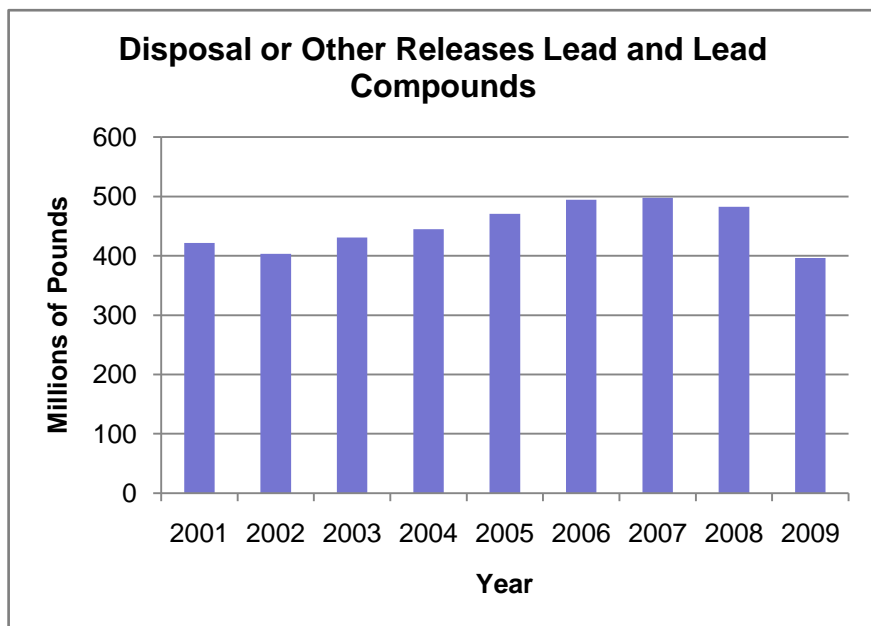


- Analysis by Sector
 - Total disposal or other releases
 - Metal mining only 2% decrease since 2008
 - Electric utilities decreased 12% since 2008
 - All other industries combined decreased 21% since 2008





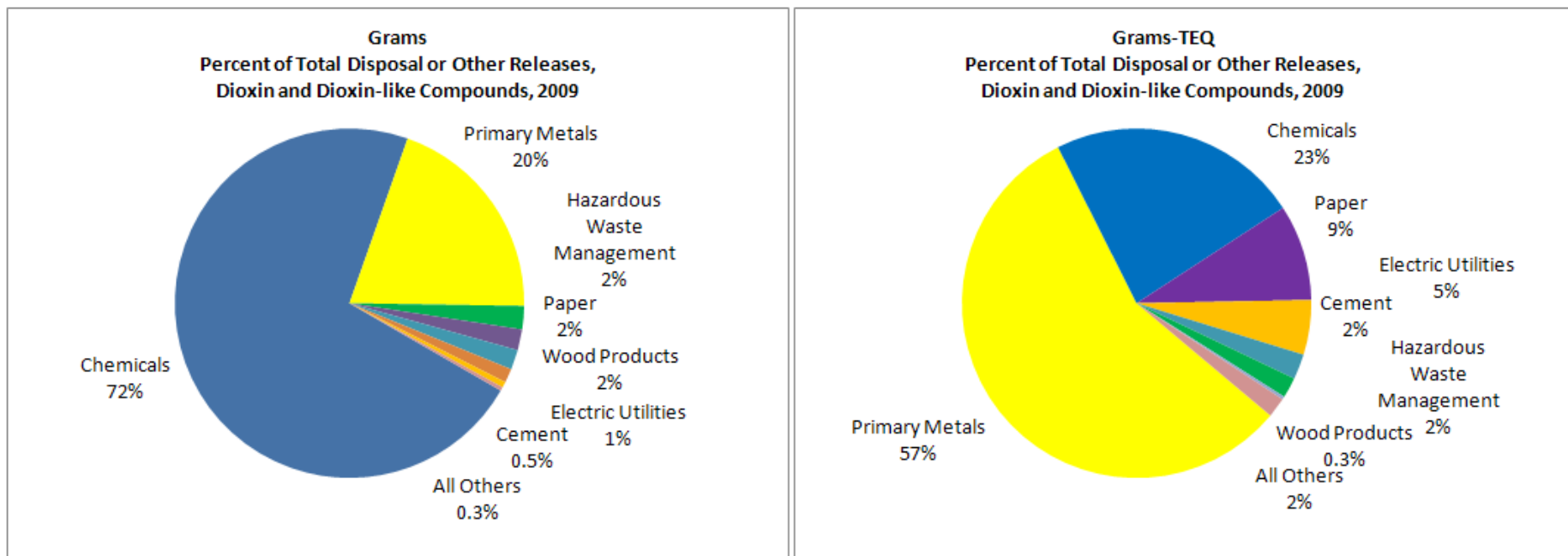
Summary Statistics – Persistent and Bioaccumulative and Toxic chemicals (PBTs)



- Lead and lead compounds down 18% (about 89 million lbs)
- Mercury and mercury compounds down 3% (about 160,000 lbs)
- Polycyclic aromatic carbons (PACs) down 26% (about 338,000 lbs)
- Polychlorinated biphenyls (PCBs) down 22% (about 893,000 lbs)



Summary Statistics – Persistent and Bioaccumulative and Toxic chemicals (PBTs)



- Releases of dioxin and dioxin-like compounds
 - Difference between dioxin grams and dioxin TEQs by sector (<http://www.epa.gov/tri/lawsandregs/teq/teqpfinalrule.html>)
 - Total disposal or other releases in 2009 about 32,000 g
 - Dioxin in grams decreased 18% from 2008 to 2009



Contact Information

For questions about the National Analysis or TRI in
general e-mail tri.help@epa.gov

or

contact Kara Koehn,
2009 TRI National Analysis staff lead
at Koehn.Kara@epa.gov

202-566-0310