

Steps for users of SeqAPASS who are not EPA affiliates, but have SeqAPASS accounts to set their password and access SeqAPASS, version 4.0 and beyond.

- 1) Using a web browser, go to the site: <https://waa.epa.gov> . Note that Chrome, Internet Explorer, and Safari were found compatible with this site, but Firefox was not.
- 2) Click the link below the *Login* button: *Forgot your user-id or password (external users only)?*

EPA United States Environmental Protection Agency

EPA Web Application Access Login

Welcome to the EPA Web Application Access

A gateway for authorized users to find, request access and manage EPA tools, applications and communities. If you have an EPA LAN account, log in using LAN account user id and password. If you do not have an EPA LAN account, you will need to [Self Register](#) for an account.

User ID

Password

Login

[Forgot your user-id or password \(external users only\)?](#)


Warning Notice

1. This is a United States Environmental Protection Agency (EPA) computer system, which may be accessed and used only for official Government business.
2. Unauthorized access or use of this system may subject violators to criminal, civil, and/or administrative action.
3. All information on this computer system may be monitored, recorded, read, copied, and disclosed by and to authorized personnel for official purposes, including law enforcement.
4. Access or use of this computer system by any person, whether authorized or unauthorized, constitutes consent to these terms.

Clicking the Login button constitutes consent to these terms.

EPA Home | Contact Us | Privacy & Security Notice

Need Assistance?
Call the EPA Customer Support Center at 1-866-411-EPA
or email at EPA.CallCenter@epa.gov



- 3) In the upper box marked *User Name*, enter the user named assigned to you and provided in an e-mail message. It begins with a capital X. If you have not received your new *User Name*, please contact SeqAPASS support at: SeqAPASS.support@epa.gov .

Forgot Your User Name or Password?

For the user who has an EPA email account: Your user name and password are the same as your network user name and password. If you forget your user name or password, please contact your administrator. You can not use this screen to reset your EPA email user name and/or password.

User Name

Reset and Email My Password

If you forgot your user name, put in your first and last name to look up your user name and have it emailed to you:

First Name

Last Name

Lookup and Email My User Name

Login

Contact Us Privacy & Security Notice

- 4) Click the button marked *Reset and Email My Password* . A message like the one below should then appear.

Forgot Your User Name or Password?

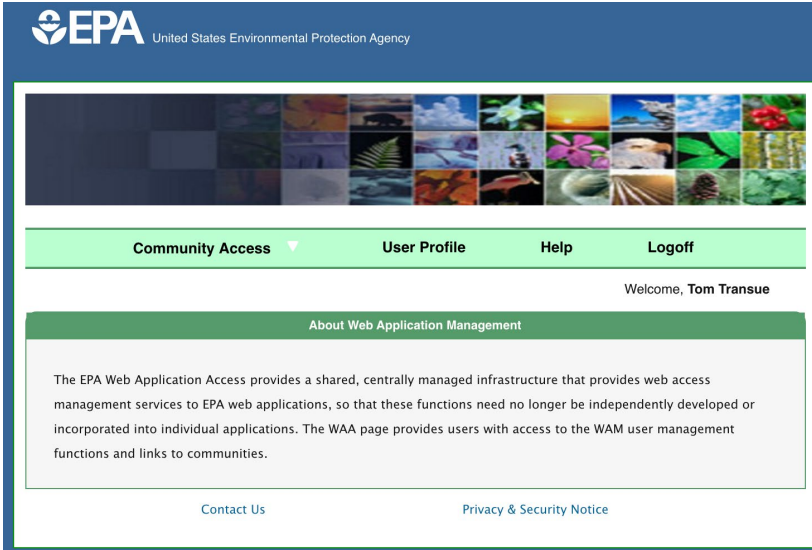
Your password reset was successful. Please check your email.

Back

Contact Us Privacy & Security Notice

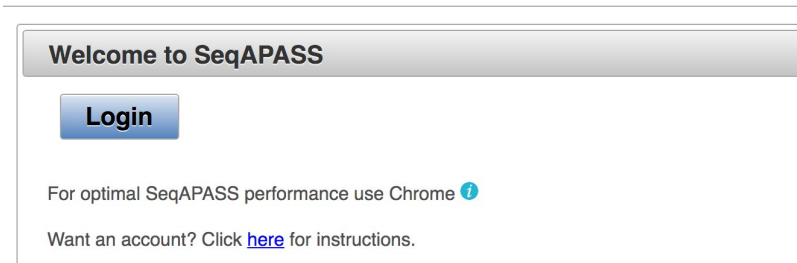
- 5) Check your e-mail at the same e-mail address you have used for SeqAPASS and to which you received your *User Name*. You should receive a message from *wam_support* with a Subject of: *Reset Password*. This message contains your new password.

- 6) Return to: <https://waa.epa.gov> , and use this password with your User Name to login. You should now see a screen like this:

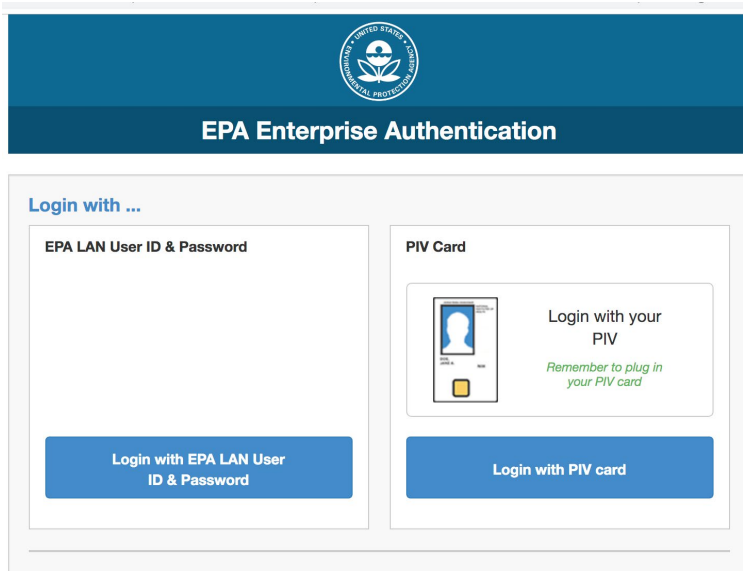


- 7) You may change your password and/or update contact info by clicking the *User Profile* tab, but this step is not necessary.
- 8) Starting Oct. 24th, 2019 with version 4.0, use your new User Name and password to login to SeqAPASS at <https://seqapass.epa.gov/seqapass/> . Simply click the Login button

Version 4.0




- 9) In the following screen, click the button on the left: *Login with EPA LAN User ID & Password*



The screenshot shows the EPA Enterprise Authentication interface. At the top is the EPA logo and the text "EPA Enterprise Authentication". Below this, there are two main login options:

- EPA LAN User ID & Password:** A box with a blue button labeled "Login with EPA LAN User ID & Password".
- PIV Card:** A box with an image of a PIV card, the text "Login with your PIV" and "Remember to plug in your PIV card", and a blue button labeled "Login with PIV card".

- 10) Enter your User Name and password here, and click *Submit* to enter SeqAPASS.



The screenshot shows the EPA Enterprise Credentials login screen. At the top, it says "United States Environmental Protection Agency" and "EPA Enterprise Credentials". Below this is the "ONE EPA Workplace" logo. The main content area has the text "Please enter your UserID below." followed by two input fields: "User ID:" and "Password:". Below the fields is a blue "Submit" button. At the bottom, there is contact information for EISD (Enterprise IT Service Desk): "EISD (Enterprise IT Service Desk)", "1-866-411-4EPA (4372) Option 3", "TDD: 1-866-489-4900", and "Email: EISD@epa.gov". There are also links for "Forgot User ID Password" and "Restart Login".