

USMCA Tijuana River Watershed

Public Information Meeting

Date & Time: May 24, 2021, 1:00 pm to 3:00 pm PT (4:00 -6:00 pm ET)

Goal: Provide an overview of grouping major projects into alternative packages and the method for evaluating alternatives.

Time	Agenda Topic	Lead
1:00-1:10pm	Welcome and Overview	Andrew Sawyers, Director of the EPA Office of Wastewater Management
1:10-1:20pm	Part 1: Updates <ul style="list-style-type: none">USMCA project updatesAddress recent transboundary flows - IBWC <p>Objective: Provide an overview and progress update on the USMCA process and address recent transboundary flows.</p>	Doug Eberhardt, Manager-Water Infrastructure Section, EPA Region 9
1:20-1:45pm	Part 2: Grouping Projects into Alternatives <p>Objective: Review approach to group major projects into alternatives.</p> <ul style="list-style-type: none">Alternatives development approachDemonstration of alternatives	Doug Eberhardt, Manager-Water Infrastructure Section, EPA Region 9
1:45-2:15pm	Part 3: Method for Evaluating Alternatives <p>Objective: Provide an overview of the upcoming evaluation method.</p>	Sarah Shadid, Ross Strategic
2:15-2:20pm	Next Steps & Upcoming Milestones	Doug Eberhardt, Manager-Water Infrastructure Section, EPA Region 9
2:20-2:55pm	Question and Answer Session	Jake Strickler, EPA Office of General Counsel's Conflict Prevention and Resolution Center
2:55-3:00pm	EPA Closing Remarks	Andrew Sawyers, Director of the EPA Office of Wastewater Management



USMCA Tijuana River Watershed

Public Information Meeting

Virtual Meeting: May 24, 2021

Today's Agenda

- **Part 1: Updates**
 - USMCA project updates
 - Addressing recent transboundary flows
- **Part 2: Grouping Projects into Alternatives**
 - Alternatives development approach
 - Demonstration of alternatives
- **Part 3: Method for Evaluating Alternatives**
 - Overview
- **Next Steps & Upcoming Milestones**
- **Questions & Answers**

Welcome

Part 1: USMCA Process

Overview & Updates

Doug Eberhardt, EPA Region 9

USMCA Project Development Updates

- **Initial Feasibility Analysis:** Completed
 - Provided overview to stakeholders / Received Input & feedback
 - Carried forward 9 technically feasible projects
- **NEPA:** In-Process
 - Public scoping meeting held April 20; comment period ended on May 20
 - Field surveys
 - Introductory meetings with cross-cutting Agencies
- **Additional Feasibility Analysis**
 - Based on stakeholder feedback, conducting additional targeted analyses of specific projects (e.g., U.S. Side River Diversion and Treatment)
- **Expected decision on preferred alternative(s):** July-August 2021



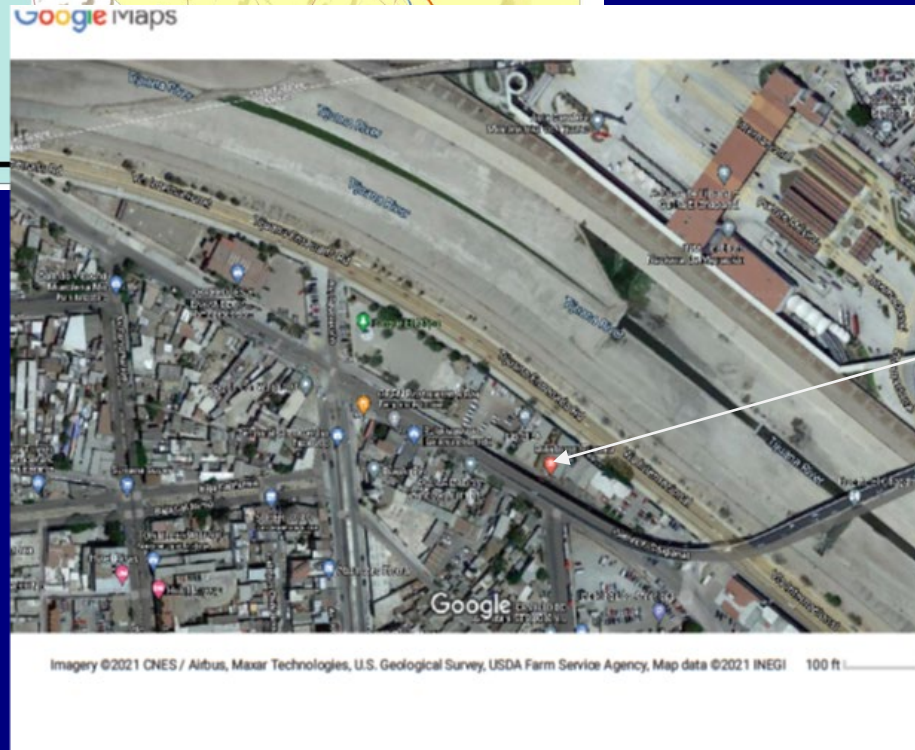
CILA Pump Station Tijuana, MX

EPA Public Meeting
USMCA
May 24, 2021

Morgan Rogers, P.E.
Area Operations Manager
San Diego Field Office
IBWC - U.S. Section



CILA Pump Station



CILA Pump Station



CILA Pump Station

History

Commissioned in 1991

- Owned and operated by CESPT (TJ sewer services provider)
- Constructed to capture low-volume non-stormwater releases into the TJ River and prevent non-stormwater transboundary flows
- Diverts flows to the SBIWTP and SABTP
- Initial design capacity 10 MGD (million gallons/day) (500 l/sec)



CILA Pump Station

Modifications 2012

- Modifications due to increased non-stormwater flows into the TJ River
- Pump station capacity increased to 20 MGD (1,000 l/sec)





CILA Pump Station

Current Improvements

- Ownership and operations transferred to CILA (Mexican Section – IBWC) in 2020
- Improved pump station management and coordination with IBWC
- All pumps new or refurbished for greater system reliability
- Addition of trash and grit removal to prevent clogged system and reduce maintenance
- Electrical upgrades
- SCADA control system installed
- 24-Hour on-site operators
- Increased capacity to 30 MGD





CILA Pump Station





For additional information, contact:

Morgan Rogers, P.E.
Area Operations Manager
San Diego Field Office
IBWC - U.S. Section

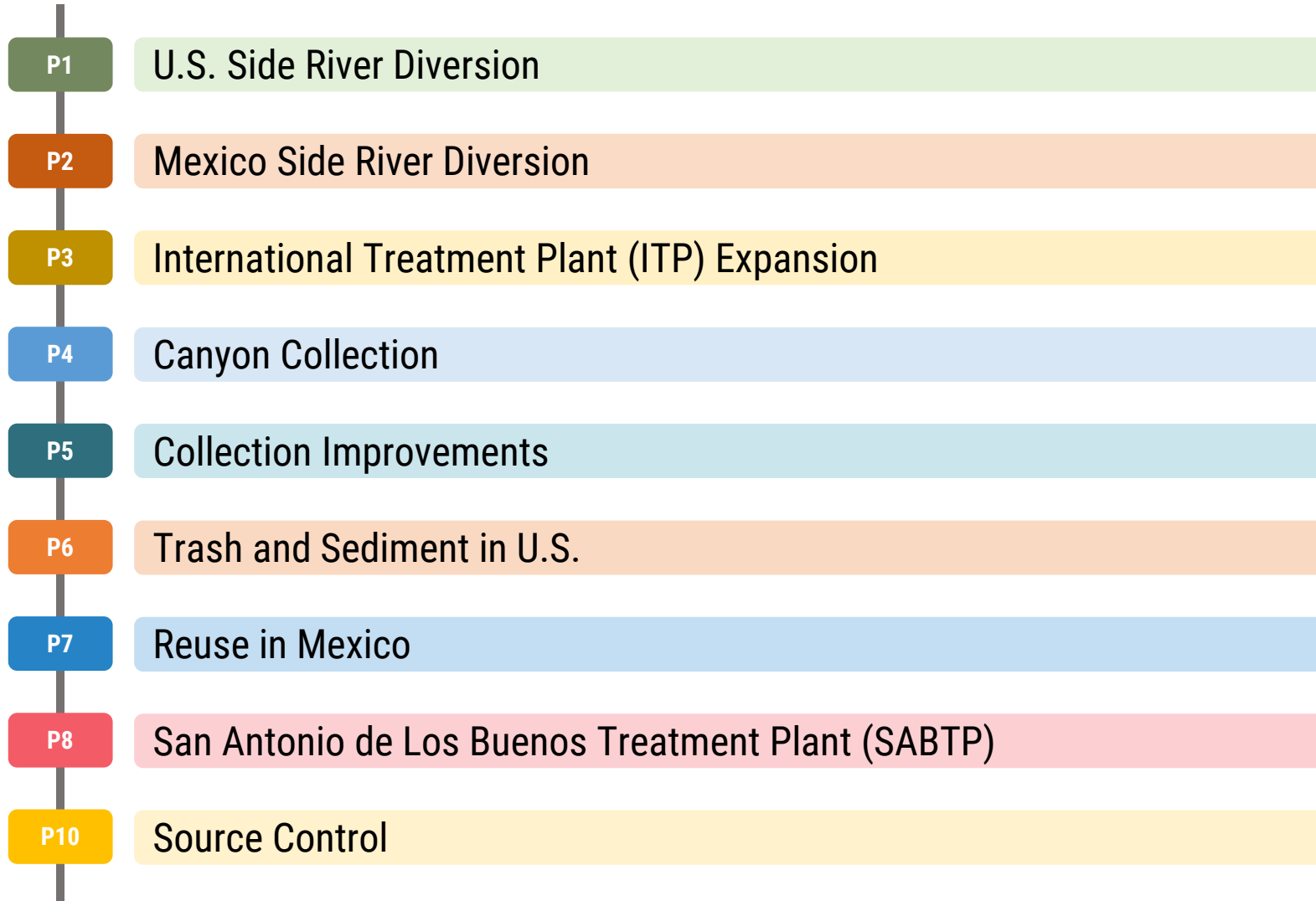
(619) 662-7601
Morgan.Rogers@ibwc.gov

Part 2: Grouping Projects into Alternatives

Overview & Discussion

Doug Eberhardt, EPA Region 9

Potential Projects

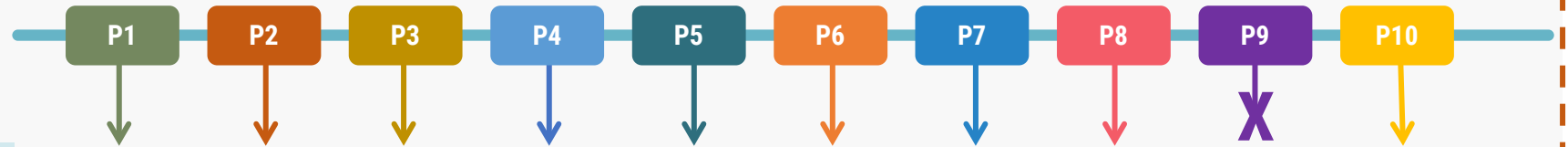


Technical Analysis: Process Overview

17

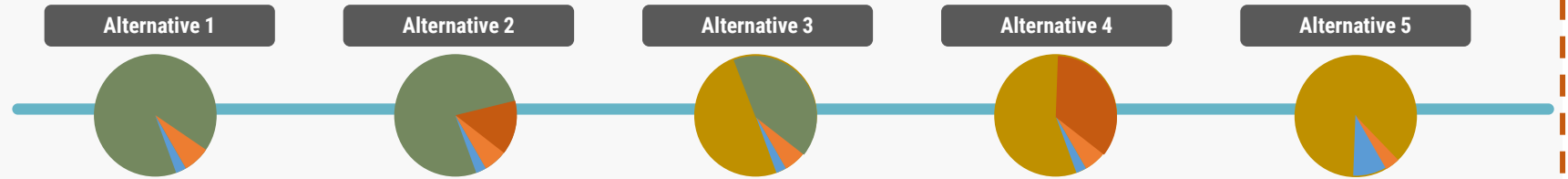
Project Feasibility Analysis

Refine & Assess Projects
(June 2021)



Alternatives Analysis

Identify Potential Alternatives
(June 2021)



Evaluate Alternatives
(July 2021)



Preferred Alternative

Refine/Optimize Alternatives
(July 2021)

Identify Preferred Alternative
(July-August 2021)

Along with 2 reasonable alternatives



Potential Projects and Issues Addressed

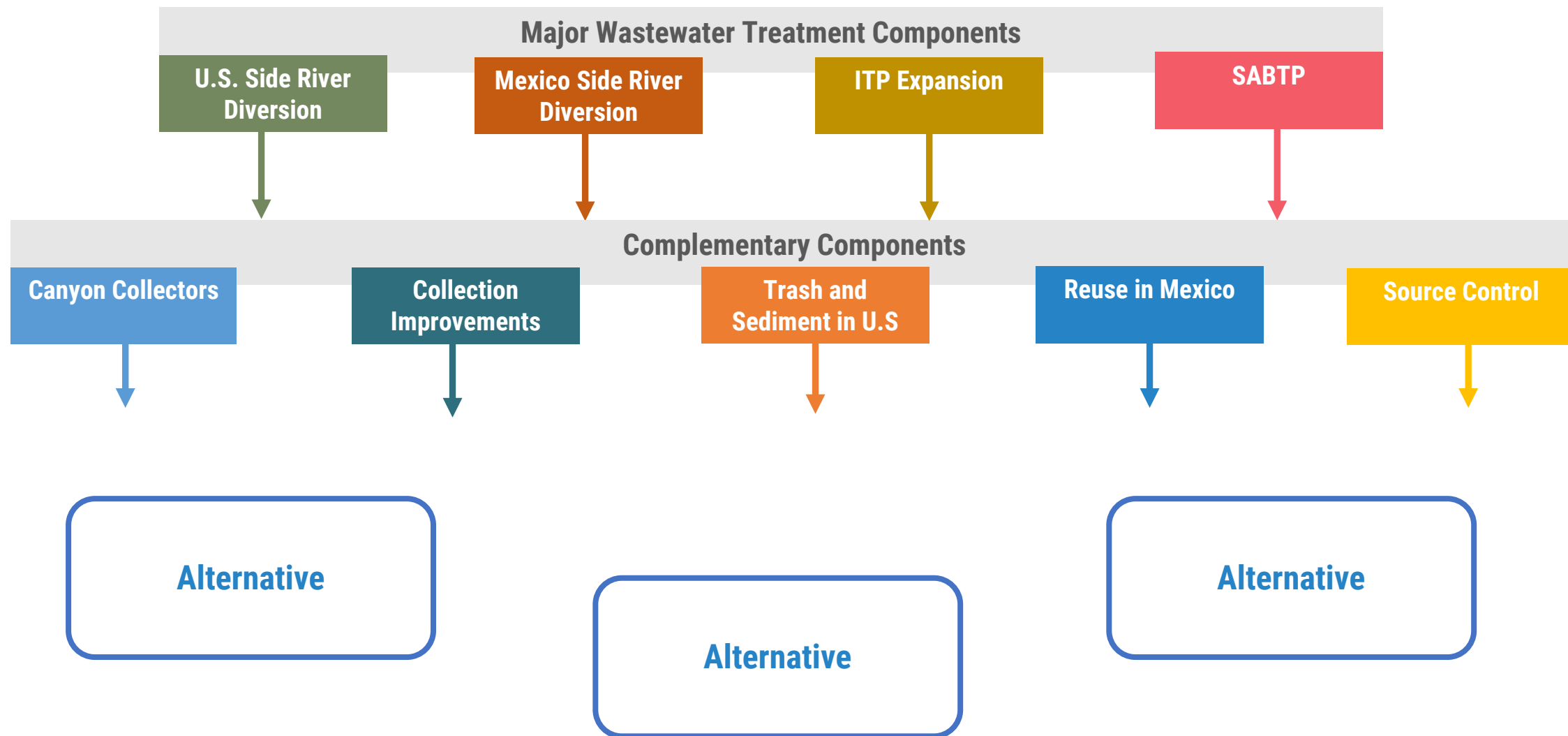
Issue Addressed	<div>U.S. Side River DiversionMexico Side River DiversionITP ExpansionCanyon CollectionCollection ImprovementsTrash and Sediment in U.S.Reuse in MexicoSABTPSource Control</div>									
	P1	P2	P3	P4	P5	P6	P7	P8	P10	Source of Beach Impacts
Dry weather flow in the Tijuana River	✓	✓	✓		✓		✓			
Dry weather flow in SAB Creek		✓	✓	✓			✓	✓		
Wet weather flow in the Tijuana River	✓								✓	
Pooling of flow at canyon collectors				✓						
Trash						✓			✓	
Sediment						✓			✓	

- ✓ Substantially Addresses
- ✓ Moderately Addresses

Alternatives: Development Approach

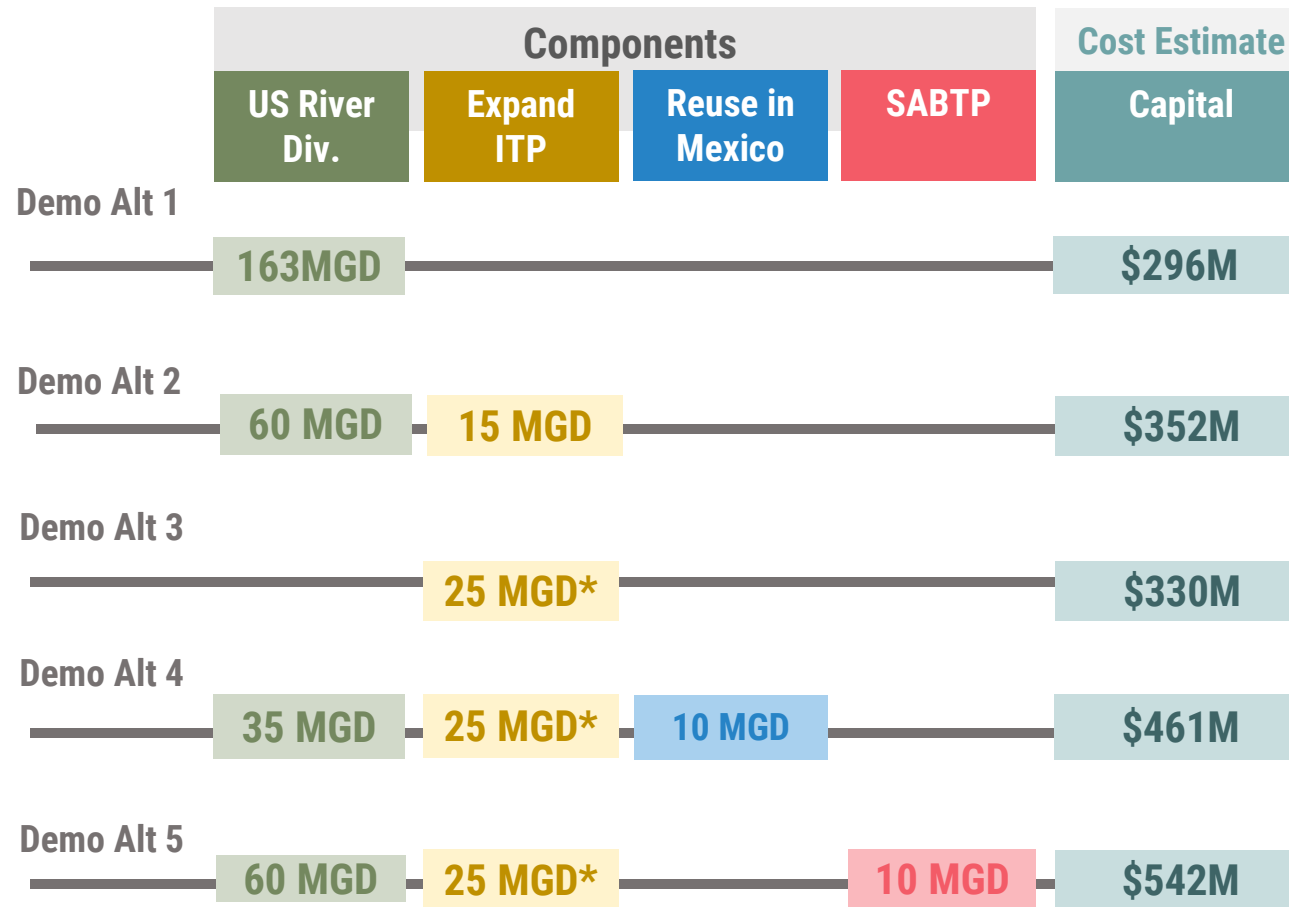
- An alternative is a grouping of one or more components from different projects
- Considering every potential alternative involving major wastewater treatment components
- Complementary components also included (e.g., trash capture booms)
- Feasibility, cost, and location assumptions:
 - Technically feasible
 - Most of USMCA funding to go to U.S. side solutions
 - May use BWIP funds for additional Mexico-side projects

Alternatives: Development Approach

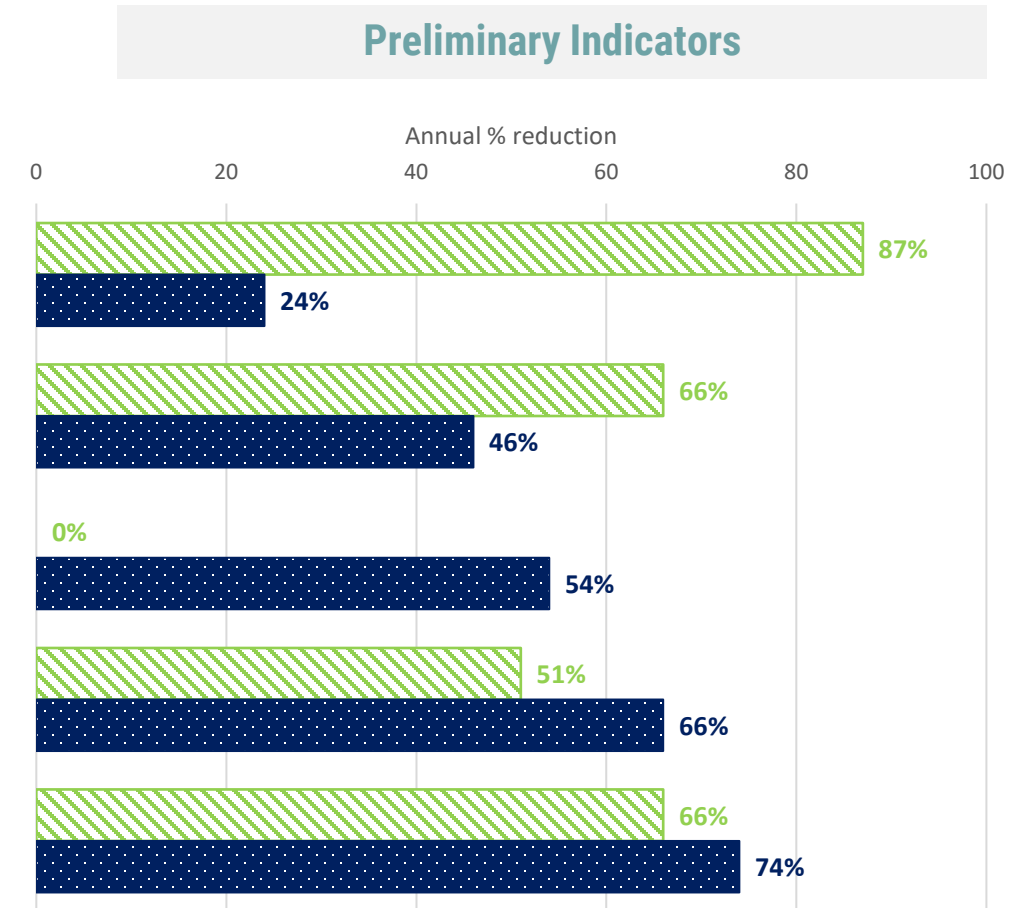


Demonstration Alternatives

Included for today's demonstration only.



* Including canyon flows



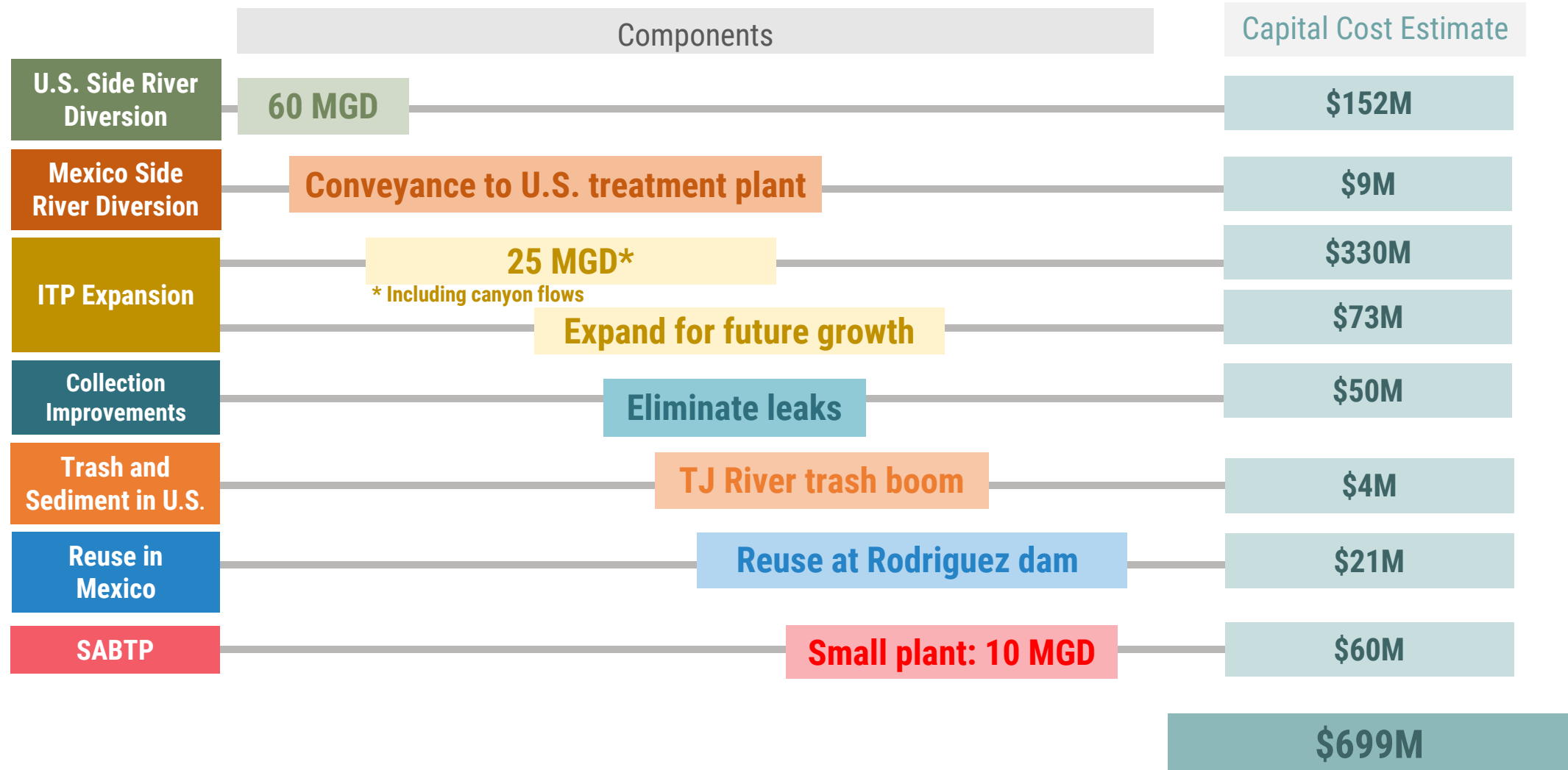
Main Channel Flow Frequency



Coastal Impacts

Comprehensive Alternative Example

Included for today's demonstration only.



Part 3: Method for Evaluating Alternatives

Overview & Discussion

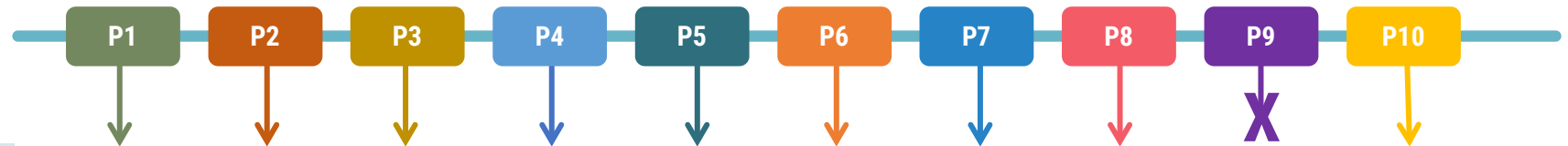
Sarah Shadid, Ross Strategic

Technical Analysis: Process Overview

24

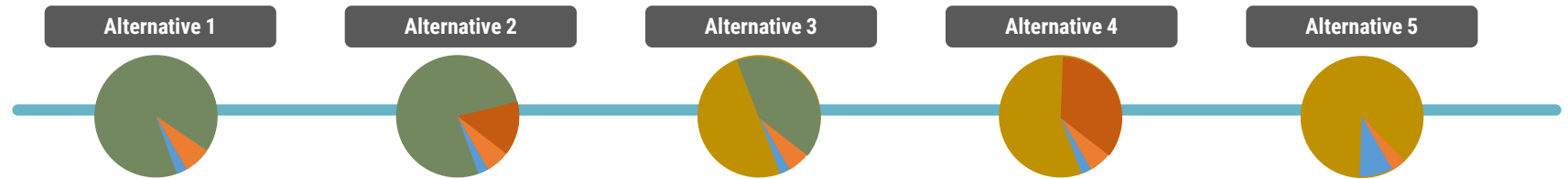
Project Feasibility Analysis

Refine & Assess Projects
(June 2021)



Alternatives Analysis

Identify Potential Alternatives
(June 2021)



Evaluate Alternatives
(July 2021)



Preferred Alternative

Refine/Optimize Alternatives
(July 2021)

Identify Preferred Alternative
(July-August 2021)

Along with 2 reasonable alternatives



Method for Evaluating Alternatives

- 1. Ground the evaluation in the USMCA Investment Goals**
2. Identify the importance of each goal relative to the others
3. Refine big picture goals to measurable metrics
4. Create a basis for comparison across metrics
5. Score alternatives against metrics for composite score

USMCA Project Investment Goals

**Public Health &
Community
Livability**

**Stewardship of
Public
Resources**

**Ecological
Protection**

**System
Resiliency**



**Public
Health &
Community
Livability**

**Stewardship
of Public
Resources**

**Ecological
Protection**

**System
Resiliency**

Method for Evaluating Alternatives

1. Ground the evaluation in the USMCA Investment Goals

- Based on the initial criteria list presented to EPECG Oct 16
- Operationalized with information gathered from:
 - Feasibility Assessments
 - EPECG Members
 - Public Meeting Discussions
 - Technical Experts
 - Previous Studies/Research

Method for Evaluating Alternatives

1. Ground the evaluation in the USMCA Investment Goals
- 2. Identify the importance of each goal relative to the others**
3. Refine big picture goals to measurable metrics
4. Create a basis for comparison across metrics
5. Score alternatives against metrics for composite score

What is the importance of each goal relative to the others?

**Public Health &
Community Livability**

**Stewardship of
Public Resources**

**Ecological
Protection**

**System
Resiliency**

Method for Evaluating Alternatives

1. Ground the evaluation in the USMCA Investment Goals
2. Identify the importance of each goal relative to the others
- 3. Refine big picture goals to measurable metrics**
4. Create a basis for comparison across metrics
5. Score alternatives against metrics for composite score

How will each investment be evaluated against the goals?



**Public Health &
Community
Livability**

**Stewardship of
Public
Resources**

**Ecological
Protection**

**System
Resiliency**

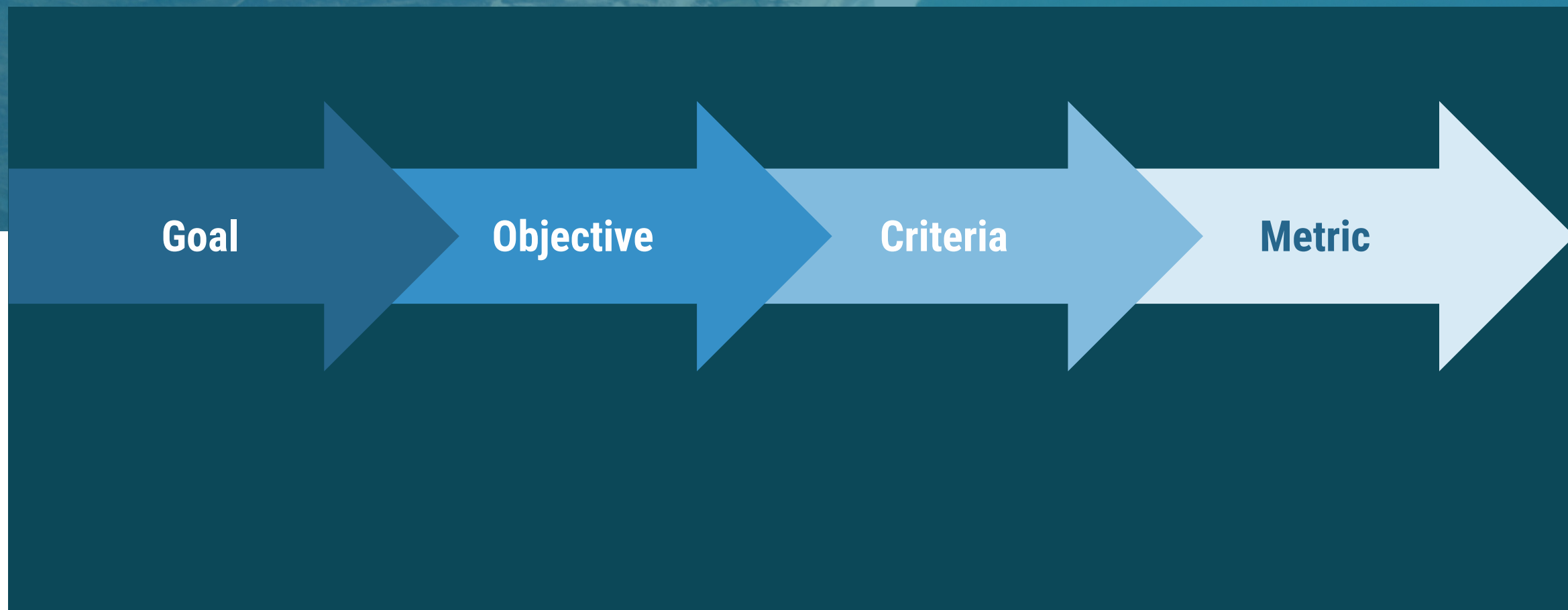
How will each investment be evaluated against the goals?

Goal

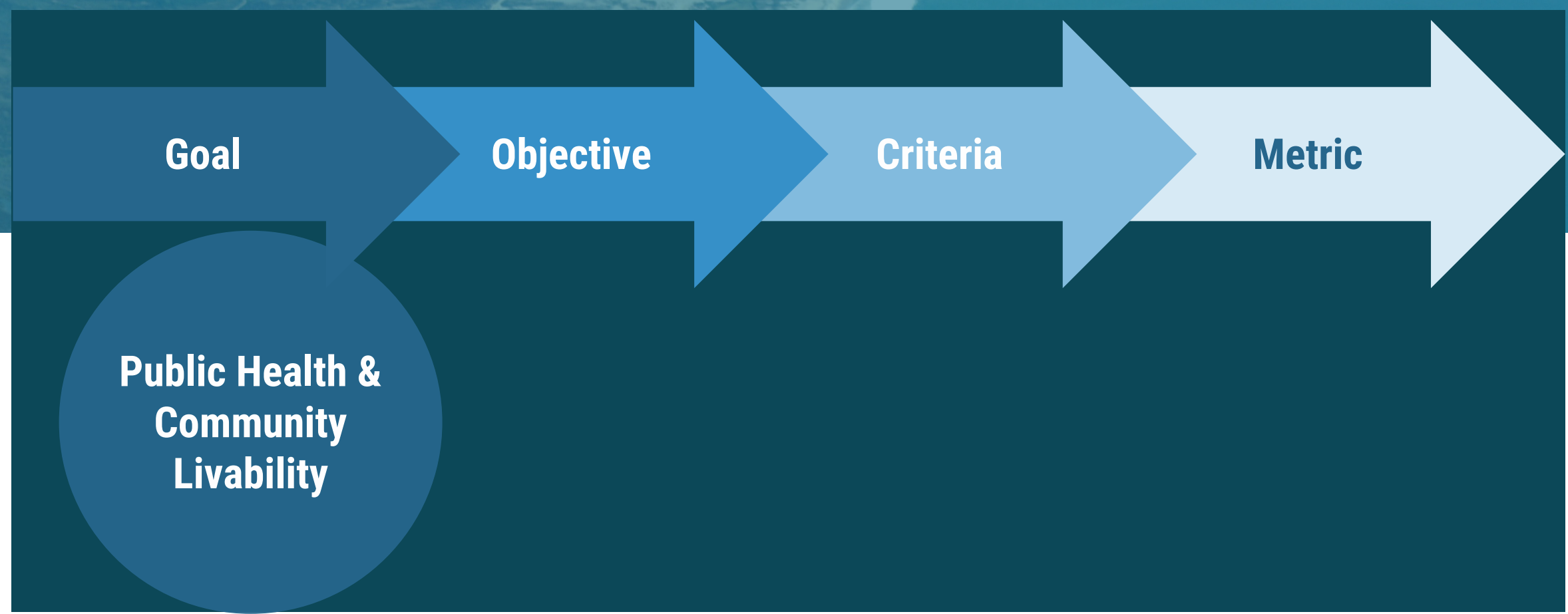
Objective

Criteria

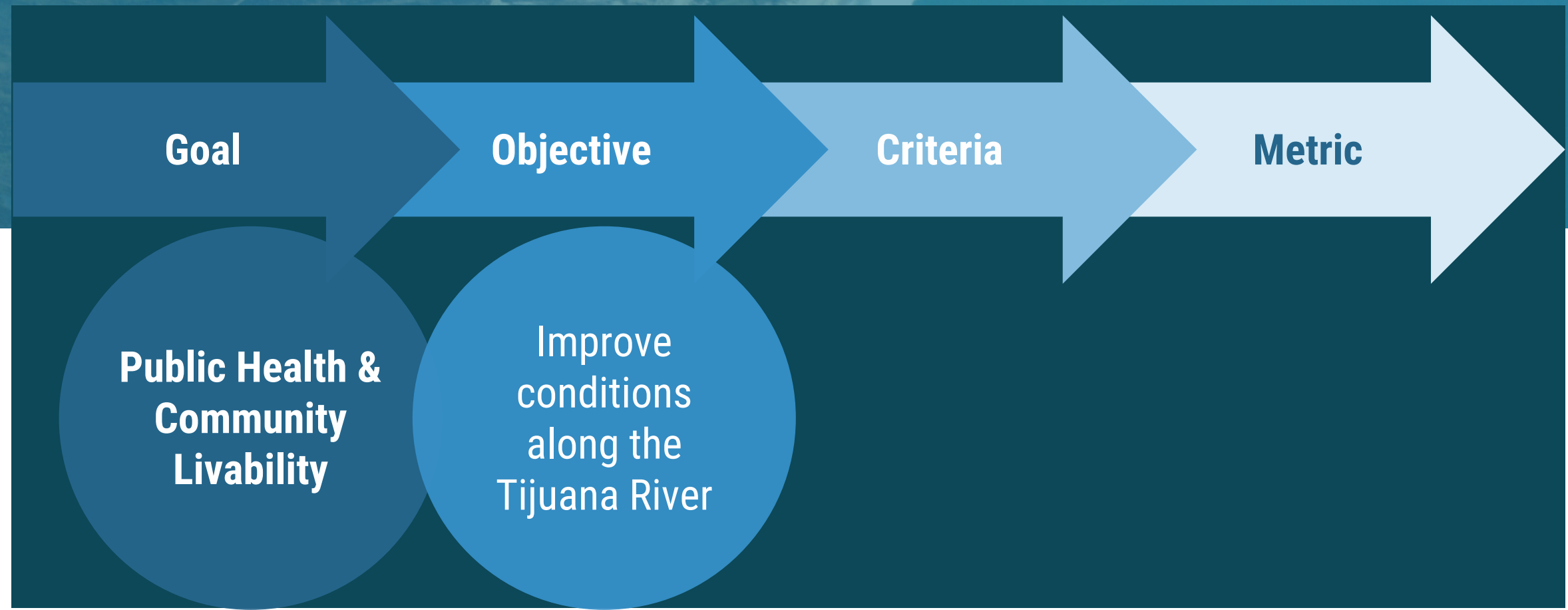
Metric



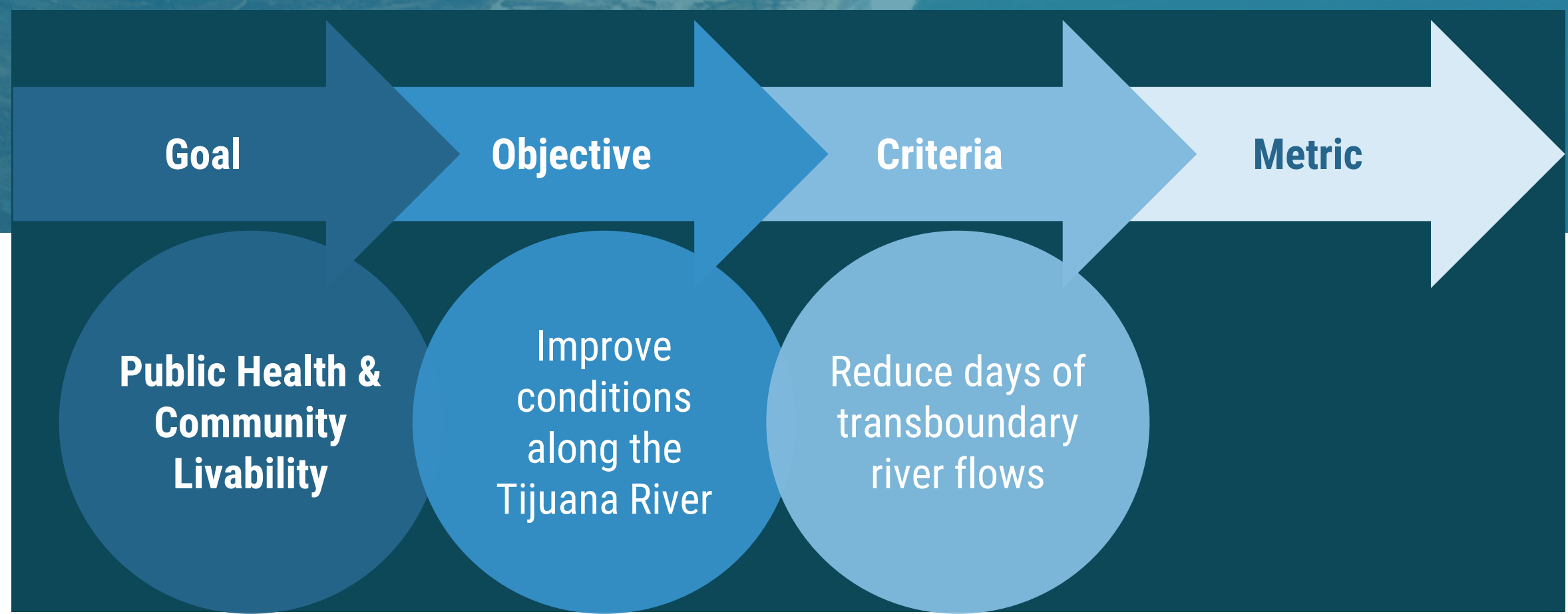
Example of the Goal to Metric Process



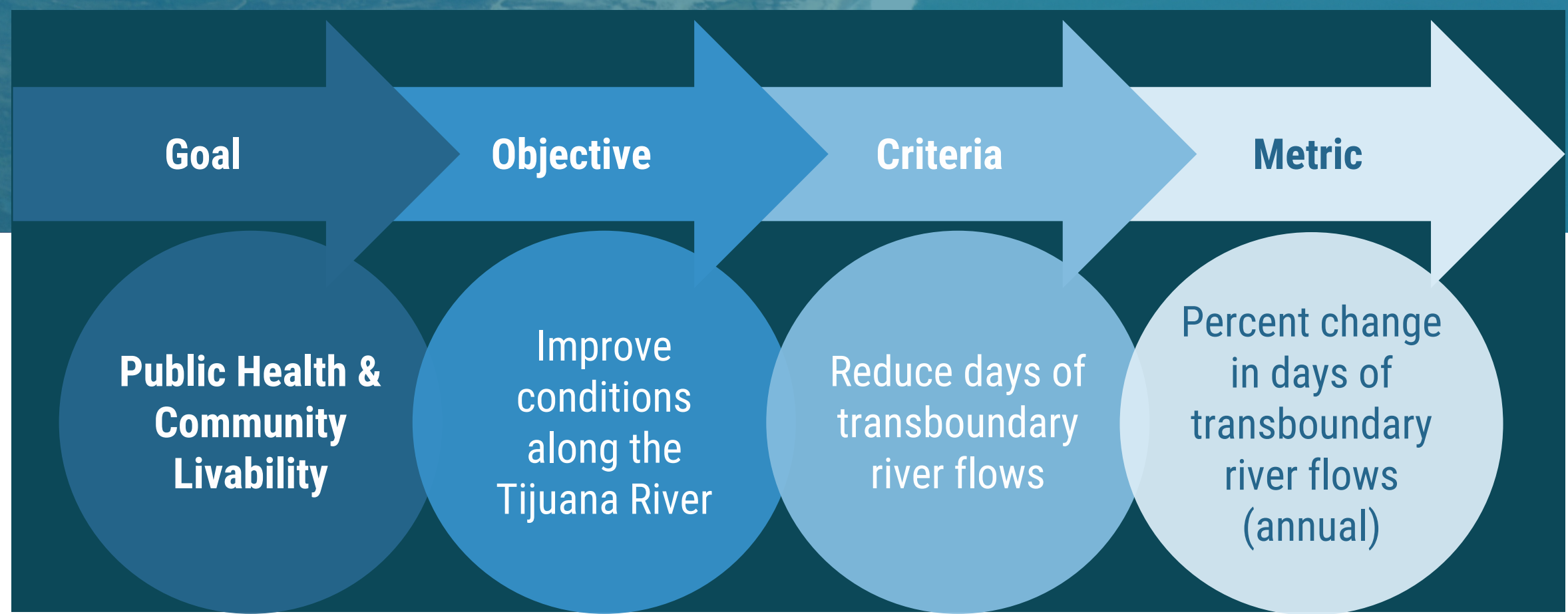
Example of the Goal to Metric Process



Example of the Goal to Metric Process



Example of the Goal to Metric Process



Each goal may have multiple objectives, criteria, and metrics

**Public Health &
Community Livability**

Improve
conditions
along the
Tijuana River

Improve
water quality
at U.S.
beaches

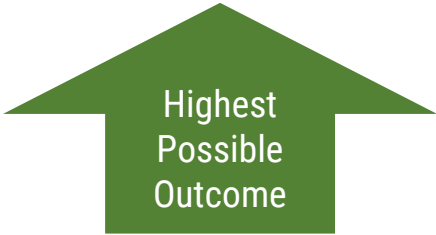
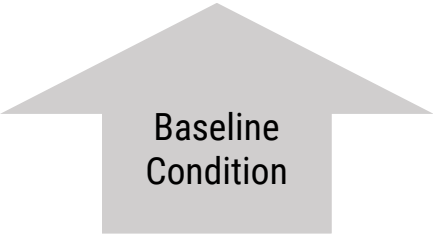
Alternatives Evaluation Process

1. Ground the evaluation in the USMCA Investment Goals
2. Identify the importance of each goal relative to the others
3. Refine big picture goals to measurable metrics
- 4. Create a basis for comparison across metrics**
5. Score alternatives against metrics for composite score

A basis for comparison across metrics

Goal	Objective	Criteria	Metric
Public Health & Community Livability	Improve conditions along the Tijuana River	Reduce days of transboundary river flows	% change in days of transboundary river flows

-5	-4	-3	-2	-1	0	1	2	3	4	5
					0-20% reduction in days of transboundary river flows.	20-34% reduction in days of transboundary river flows.	35-49% reduction in days of transboundary river flows.	50-64% reduction in days of transboundary river flows.	65-79% reduction in days of transboundary river flows.	80-100% reduction in days of transboundary river flows.



Alternatives Evaluation Process

1. Ground the evaluation in the USMCA Investment Goals
2. Identify the importance of each goal relative to the others
3. Refine big picture goals to measurable metrics
4. Create a basis for comparison across metrics
5. **Score alternatives against metrics for composite score**

A basis for comparison across metrics

Goal	Objective	Criteria	Metric
Public Health & Community Livability	Improve conditions along the Tijuana River	Reduce days of transboundary river flows	% change in days of transboundary river flows

-5	-4	-3	-2	-1	0	1	2	3	4	5
					0-20% reduction in days of transboundary river flows.	20-34% reduction in days of transboundary river flows.	35-49% reduction in days of transboundary river flows.	50-64% reduction in days of transboundary river flows.	65-79% reduction in days of transboundary river flows.	80-100% reduction in days of transboundary river flows.



Example Performance

Example Alternative A	2
-----------------------	---

A basis for comparison across metrics

Goal	Objective	Criteria	Metric
Public Health & Community Livability	Improve conditions along the Tijuana River	Reduce days of transboundary river flows	% change in days of transboundary river flows

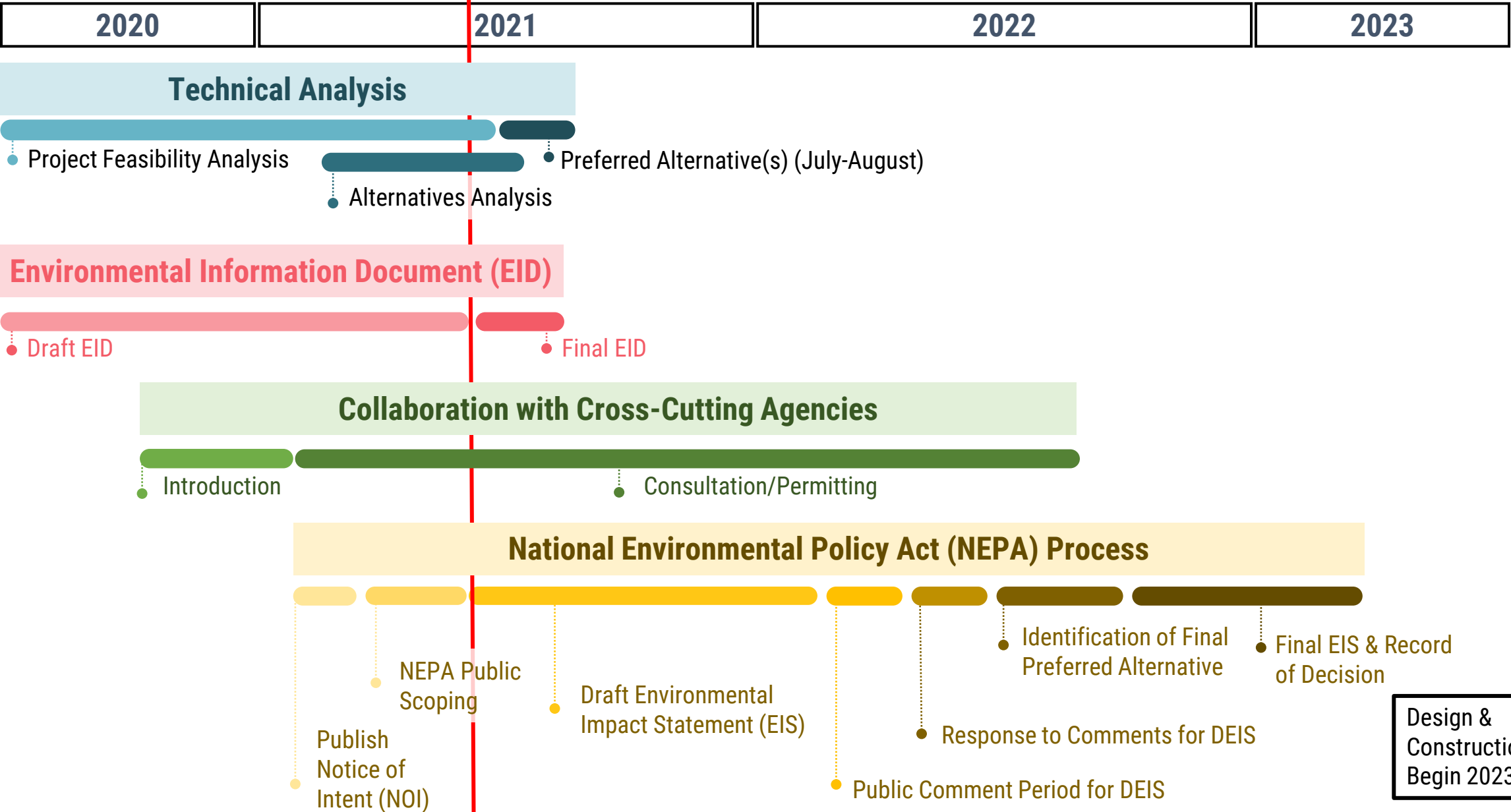
-5	-4	-3	-2	-1	0	1	2	3	4	5
					0-20% reduction in days of transboundary river flows.	20-34% reduction in days of transboundary river flows.	35-49% reduction in days of transboundary river flows.	50-64% reduction in days of transboundary river flows.	65-79% reduction in days of transboundary river flows.	80-100% reduction in days of transboundary river flows.

Next Step: Evaluate Alternatives	
Example Alternative A	2
Example Alternative B	1
Example Alternative C	5

Next Steps & Upcoming Milestones

Doug Eberhardt, EPA Region 9

USMCA Process: Overview



Upcoming Milestones

- Finalize Additional Targeted Analyses of Specific Projects Per Stakeholder Feedback
- Score and Select Preferred Alternatives
- Prepare Draft Environmental Impact Statement

Questions?

Closing Remarks

Thank you!