

Manufacturer: Berry Plastics Corporation
Model: Series CR FlipLok
ASTM Type: III E (1)

Description:

This is a one-piece plastic snap dual closure with a captive hinge (Figures 1A, 1B, and 1C). The flip open closure top covers a dispensing spout on the bottom part of the closure (Figure 1C).



Figure 1A



Figure 1B




Figure 1C

This is a dual closure because it has two methods of opening either a dispensing spout or the entire closure may be removed. The closure is attached to the container by continuous threads and matching ratchets (Figure 1A). The closure has two ratchets

180° apart on the bottom (Figure 2A) that lock into two sets of three ratchets 180° apart on the container neck (Figure 2B, highlighted in black).




Figure 2A




Figure 2B

The closure's dispensing spout is accessed by squeezing two semicircles 180° apart on the sides of the closure (Figure 3) while lifting up top part of the closure. This action releases two latches 180° apart from two slots on the bottom part of the closure and allows the top part to open (Figure 4). The closure's dispensing spout is secured by pushing down the top part of the closure, which causes the two latches 180° apart to lock into two slots on the bottom part of the closure (Figure 4).




Figure 3




Figure 4

The manufacturer's instructions on the closure are (Figure 5, the instructions are highlighted in silver):



Figure 5

LIFT FLIP TOP WHILE SQUEEZING

(Diagram of closure top with two arrows showing semicircles 180° apart)

CLOSE HERE