

Office of Enforcement and Compliance Assurance (2201A)
Washington, DC 20460

EPA 305-R-03-001
September 2003

Table of Contents

National Summary of Public Water Systems Compliance in 2001

Introduction	1
PWS Compliance	1
Findings	3
Data Quality	8
Enforcement and Compliance Assistance Programs	9
Information on and Evaluation of State Reports	10
State-by-State Summaries	10
Conclusions and Activities to Address Recommendations	10

National Summary of Compliance for Public Water Systems in Indian Country in 2001

Introduction	13
Public Water Systems in Indian Country	13
Public Water Systems in Alaska and Oklahoma	13
Data Quality	13
Findings	13
Compliance Assistance and Enforcement	15
Financial Assistance	16
Conclusions and Recommendations	16

Appendix A

Glossary of Terms	A-1
-------------------	-----

Appendix B

Summaries of State Annual Compliance Reports	B-1
--	-----

Appendix C

Map of Indian Lands	C-1
---------------------	-----

List of Tables

Table A-1: Significant Monitoring Violations for Annual State Public Water System Reports	A-4
Table A-2: Summary of Drinking Water Regulations for Public Water Systems During 2000	A-5
Table B-1: Summary of Elements Reported by States	B-4

National Summary of Public Water Systems Compliance in 2001

INTRODUCTION

The National Public Water Systems Compliance Report for 2001 describes how the Environmental Protection Agency (EPA) and its state partners are meeting the goal of ensuring that Americans receive safe drinking water from public water systems. The report also discusses the data we use to measure our success and the progress we are making in our efforts to increase its reliability and completeness.

EPA prepares a National Public Water Systems Compliance Report for every calendar year. The report is an annual summary of violations at the nation's public water systems. The report also

Public Water Systems

A Public Water System (PWS) is a system that provides water for human consumption, if such system has at least 15 service connections or regularly serves at least 25 individuals at least 60 days out of the year. A public water system can be one of three types:

- **Community Systems (CWS)** serve at least 15 service connections (which may include factories, schools, or places of housing that are on the same distribution system as residences) used by year-round residences or regularly serve at least 25 year-round residents.
- **Non-transient Non-community Systems (NTNCWS)** serve at least 25 of the same persons over six months per year (e.g., schools or factories that have their own water source).
- **Transient Non-community Systems (TNCWS)** serve at least 25 persons (but not the same 25) over six months per year (e.g., campgrounds or highway rest stops that have their own water source).

summarizes and evaluates annual reports prepared by the states.¹

The first part of this report draws information from the Safe Drinking Water Information System/Federal Version (SDWIS/FED), EPA's national database, to provide a national picture of the maximum contaminant level, treatment technique, significant monitoring and reporting, significant consumer notification and variance or exemption violations the states reported to EPA for 2001. EPA aggregates these reported violations at all public water systems in states, commonwealths, territories and throughout Indian country to present a national summary of violations, and then presents summaries of significant monitoring and reporting violations, significant public notification violations, and violations of health-based standards at the different kinds of public water systems.

The second part of this report presents information on public water systems throughout Indian country.

A glossary of terms used in this report appears in Appendix A.

Summaries and evaluations of completeness of the states' annual public water systems reports for 2001 are presented in Appendix B.

PWS COMPLIANCE

This report uses information from SDWIS/FED, the national database where EPA records information the states are required to report about their public water systems. For the national public water system compliance reports, EPA examines SDWIS/FED records of violations of primary drinking water regulations that specify: 1) the maximum permissible level of a

¹ The term "state" includes 56 states, commonwealths, and territories. All but Wyoming and the District of Columbia have federal approval to implement the drinking water program within their jurisdictions. Federal approval to implement the drinking water program is called primary enforcement authority, or "primacy." During calendar year 2001, EPA implemented the drinking water program in Wyoming, the District of Columbia, and throughout most of Indian country and was responsible for reporting the violations in these jurisdictions to SDWIS/FED. The Navajo Nation was approved for primacy and treatment as a state in late 2000.

How Does The Public Find Out If Its Drinking Water Is Safe?

Information Sent to Customers:

Consumer Confidence Report —

(http://www.epa.gov/safewater/ccr/pdfs/quickrefguide_ccr.pdf) Every community water system is required to produce a yearly report identifying the contaminants detected in its water and the risks of exposure to those contaminants. Large systems are required to mail their customers the report. While medium systems and small systems are required to produce the report, these systems may obtain a waiver from the mailing requirement. Very small systems are only required to print the report in the local newspaper. The annual water quality report or consumer confidence report (CCR) provides customers with a more complete picture of drinking water quality and systems operations. The annual CCR tells customers what's in their water, where it comes from, and where they can obtain additional information.

Public Notification Rule — (<http://www.epa.gov/safewater/pws/pn/rulefact.html>) Public water systems must notify their customers if there has been a violation of drinking water standards. Public notification is intended to ensure that consumers will always know if there is a problem with their drinking water. Public water systems must notify the people who drink their water if the level of a contaminant in the water exceeds EPA and State drinking water regulations, if there is a waterborne disease outbreak or any other situation that may pose a risk to the public health, if the water system fails to test its water as required, or if the system has a variance or exemption from the

regulations. Depending on the severity of the situation, water suppliers have 24 hours to one year to notify their customers. Public notification is provided in addition to the CCR.

Information on the Internet:

Safewater Web Site (<http://www.epa.gov/safewater>) — Provides information on the Safe Drinking Water Act, individual water systems, contaminants that may be in drinking water, and what individuals can do to help protect sources of their drinking water.

Additional Information:

Call the community water system — Billing statements should provide a number to call with questions.

State Public Water Systems Compliance Report — Each state's annual report discusses the violations at its public water systems. Most state reports include a list of violating facilities.

National Public Water Systems Compliance Report (this report) — Summarizes all reported violations at America's public water systems.

Safe Drinking Water Hotline (1-800-426-4791) — Answers questions about drinking water, lets callers order documents from EPA, and can refer callers to EPA experts if they need more information.

Envirofacts Web Site (<http://www.epa.gov/enviro>) — Allows the public to access EPA databases containing information on environmental activities that may affect air, water, and land anywhere in the United States.

contaminant in water that is delivered to any user of a public water system (Maximum Contaminant Level or MCL); 2) techniques for treating water to make it safe; 3) monitoring and reporting requirements (how and when water must be tested and the results reported) and 4) significant user notification violations.² While SDWIS/FED collects information on monitoring and reporting violations, only "significant" monitoring and reporting violations are counted in this report. A "significant" monitoring and reporting violation occurs, with rare exceptions, when no samples are taken or no results are reported during a compliance period. Table A-1

provides a more detailed description of significant monitoring violations for the different rules. A significant user notification violation occurs when a community water system completely failed to provide to its users a required report. Significant user notification violations include violations of the Consumer Confidence Report Regulation and violations of the Public Notification Regulations. The information provided in the Consumer Confidence Report will supplement public notification that water systems must provide to their customers upon discovering any violation of a contaminant standard. The CCR should not be

² This report tabulates only "significant" monitoring and reporting violations. Table A-1 presents descriptions of significant monitoring violations for the different drinking water regulations.

the primary notification of potential health risk posed by drinking water, but will provide customers with a snapshot of the quality of their drinking water supply. Public Notification helps to ensure that consumers receive timely information about problems with their drinking water. These Public Notification requirements have always been a part of the Safe Drinking Water Act.

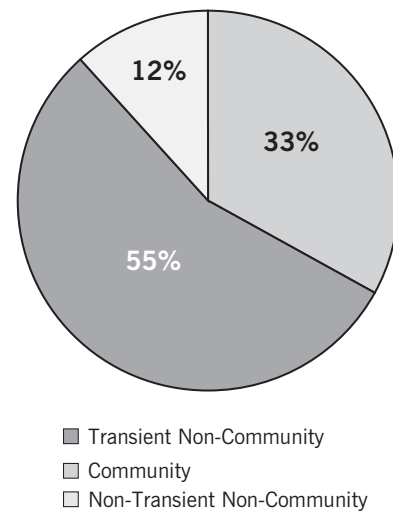
As EPA reported in its *Data Reliability Analysis of the EPA Safe Drinking Water Information System/Federal Version (SDWIS/FED)* (EPA 816-R-00-020, October 2000), where the data in SDWIS/FED exist, the data are generally accurate. This is particularly true of data related to the number of public water systems, their size, and their type. However, EPA's analysis revealed that many states did not report some apparent violations — either to their own data systems or to EPA's SDWIS/FED. It is important to note that the study revealed that only 55% of the apparent MCL violations and 10% of the apparent monitoring and reporting violations had been reported to SDWIS/FED (although what percent of the unreported monitoring and reporting violations are significant violations is unknown). Since that report, EPA and its state partners have worked towards the identification and resolution of any problems that may have produced data discrepancies in the past, and to prevent the occurrence of future problems. Because these ongoing efforts will result in significant corrections and additions to the data in SDWIS/FED, this 2001 report offers broad national findings rather than detailed analysis comparing previous National compliance statistics.

More discussions of data quality concerns and EPA's recommendations appear later in this report.

FINDINGS

In 2001, 161,316 public water systems together served almost 297 million users. The actual number of *individuals* served was smaller, because millions of Americans drank water from, and were counted as users by, more than one public water system during the course of the year.

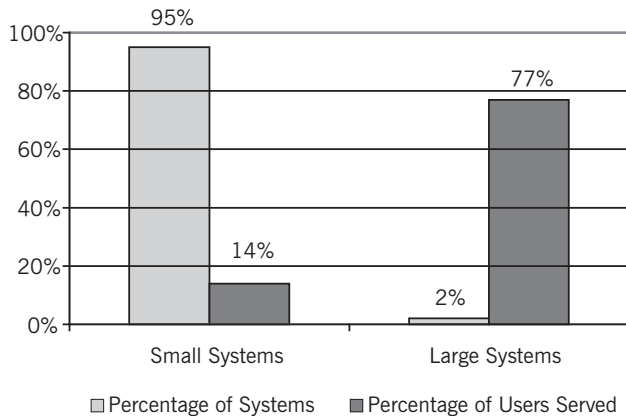
Percentage of Systems by Type



- 53,437 community water systems served almost 268 million people in their primary residences.
- 18,687 non-transient non-community systems (schools, factories) served 6 million people in places they frequented.
- 89,192 transient non-community systems (campgrounds, highway rest stops) served a constantly changing user base of almost 23 million people.

Most public water systems were small, but large systems served a majority of the people who drank water from a public water system.

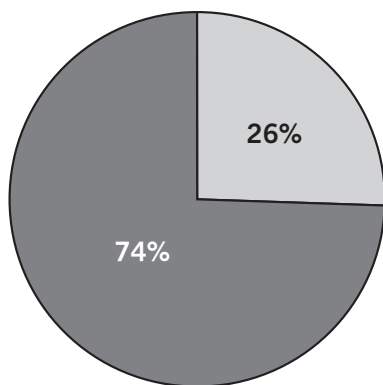
Size vs. Users Served³



- 95% of America’s public water systems (including nearly all of the transient non-community systems), served 3,300 or fewer users. Together, these 152,680 small systems provided service to 14% of all users.
- 2% of America’s public water systems served more than 10,000 users. Together, these 3,837 large systems provided service to 77% of all users.

As reported to SDWIS/FED, most of America’s public water systems did not have any significant violations.

PWS with Reported Significant Violations



- No Reported Significant Violation
- Reported Significant Violation of Some Kind

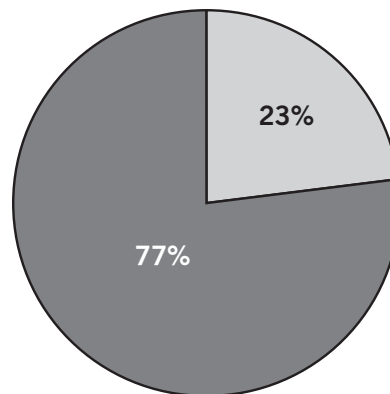
- For 74% of the public water systems in America, there was no report of a health-based violation nor were there reports of significant monitoring and reporting violations.

The states reported either a health-based violation, a significant monitoring and reporting violation, or a significant consumer confidence report violation at approximately 41,300 public water systems in 2001.

- About 23,900 (58%) of the systems with significant violations were non-community water systems, all but 47 of which served 3,300 or fewer users each. Together, these violating small non-community water systems served drinking water to 3 million users.
- 89% of the approximately 17,400 community water systems with a reported significant violation served 3,300 or fewer users each. Together, these violating small community water systems served drinking water to almost 7 million users.

Most Americans received drinking water from public water systems that recorded no significant violations in 2001.

Users Served by PWS Without Reported Significant Violations



- Users Served by PWS Without Reported Significant Violations
- Users Served by PWS With Reported Significant Violations

- 77% of the population served by public water systems received drinking water from a system that reported no violations of a

³ Because only 3% of public water systems are “medium” in size, i.e., serve between 3,301 and 10,000 users, and because only 9% of the population is served by them, this report omits discussion of “medium” systems.

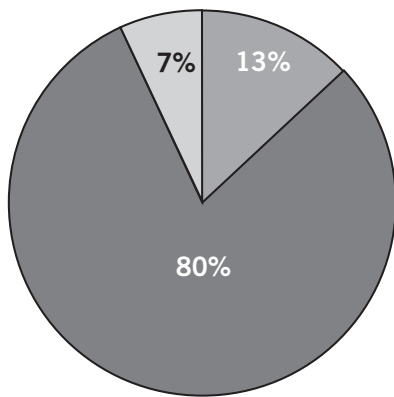
health-based standard, was not cited for a significant violation of a monitoring and reporting requirement, and issued a consumer confidence report, if required.

- 76% of the population served by *community water systems* received drinking water from a system that reported no violations of a health-based standard, was not cited for a significant violation of a monitoring and reporting requirement, and issued a consumer confidence report as required.

The vast majority of the 110,464 violations the states reported to SDWIS/FED in 2001 were for a public water system's significant failure to monitor and report, rather than health-based MCL or treatment technique violations detected and reported by a system.

- During 2001, there was a substantial increase in the total number of significant violations of monitoring and reporting requirements for the chemical contaminant group. The increase in significant violations for the chemical contaminant group in turn increased the total number of monitoring and reporting violations. EPA believes that the major reason for this substantial increase was that 2001 was the end of a three-year monitoring period for chemical contaminant monitoring by systems. This report is, therefore, composed of data on chemical monitoring violations that occurred in 2001 and other chemical monitoring violations for the three-year monitoring period of 1999 through 2001.

Type of Reported Significant Violations

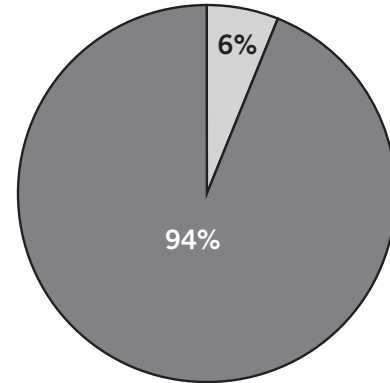


- Monitoring and Reporting
- Health-Based
- Monitoring and Reporting CCR

- If a system did not monitor the quality of its water, it is impossible to know if it has violated a health-based requirement. For this reason, a system's significant failure to monitor and report is a major violation that must be addressed and corrected.
- 38% of the 88,412 significant monitoring and reporting violations reported by the states were violations of the monitoring and reporting requirements of the Total Coliform Rule, a rule that applies to all types and sizes of public water systems.

94% of America's public water systems reported no violations of a health-based drinking water standard in 2001.

PWS With No Reported Health-Based Violations



- Systems with Reported Health-Based Violations
- Systems with No Reported Health-Based Violations

Health-Based Violations and Illness

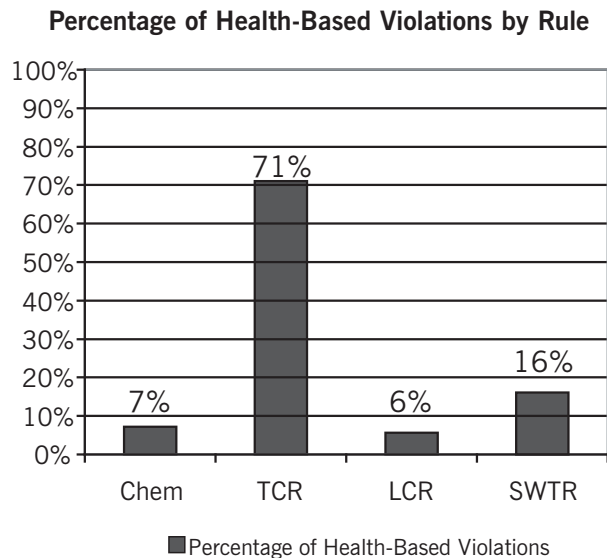
It is important to note that a public water system's violation of a health-based standard does not mean that the people who drank the system's water got sick. A health-based violation means either that the system has exposed its users to what EPA has judged as an unreasonable risk of illness, or that the system has failed to treat its water to the extent EPA has judged necessary to protect its users from an unreasonable risk of illness in the event that the regulated contaminant is present in source water. Many variables affect the likelihood of illness resulting from health-based violations, among them the duration of the violation, whether or not the violation occurred in an isolated section of a complex public water system, and the extent to which contamination exceeds the allowable level. While modern treatment systems have substantially reduced the incidence of waterborne disease, drinking water contamination remains a significant health risk management challenge. Studies by the Centers for Disease Control (CDC) indicate that between 1980 and 1998 there were 419 outbreaks of illness linked to contamination in drinking water resulting in an estimated 511,000 cases of disease (Craun and Calderon, 1996; Levy et al., 1998; Barwick et al., 2000). The majority of outbreaks in the U.S. occurred at surface water systems. Nearly 80% of all reported cases of illness were associated with the 1993 *Cryptosporidium* outbreak in Milwaukee, WI, which resulted in an estimated 403,000 cases (MacKenzie et al. 1994; McDonald et al. 2001).

The number of waterborne disease outbreaks identified and reported in the CDC database is believed, however, to understate the actual incidence of outbreaks and cases of illness (Craun and

Calderon, 1996; National Research Council, 1997). Recognized and reported waterborne disease outbreaks are usually the result of exposure to waterborne pathogens that cause acute gastrointestinal illness with diarrhea, abdominal discomfort, nausea, and vomiting. Because such illnesses are generally of short duration in healthy people, many individuals experiencing these symptoms do not seek medical attention. Where medical attention is sought, the pathogenic agent may not be identified through routine testing. Consequently, outbreaks are often not recognized in a community or, if recognized, are not traced to a drinking water source. Moreover, an unknown but probably significant portion of waterborne disease is endemic (i.e., isolated cases not associated with an outbreak) and, thus, is even more difficult to recognize.

EPA's health-based standards are intended to provide an adequate margin of safety not just for healthy people, but also for populations that are at greater risk from waterborne disease. These sensitive subpopulations include children (especially the very young), the elderly, the malnourished, pregnant women, the disease-impaired (e.g., those with diabetes, cystic fibrosis), and a broad category of those with compromised immune systems, such as AIDS patients, those with autoimmune disorders (e.g., rheumatoid arthritis, lupus erythematosus, multiple sclerosis), transplant recipients, and those on chemotherapy (Rose, 1997). Immunocompromised persons are more likely than healthy individuals to contract waterborne disease, the severity and duration of their illness is often greater, and they are at a greater risk of death.

The Maximum Contaminant Level for the Total Coliform Rule (TCR) is the health-based standard most frequently violated.



- SDWIS/FED recorded 14,334 violations of health-based standards in 2001. 71% of these violations were violations of the MCL for the Total Coliform Rule (TCR), which must be met by all types and sizes of public water systems.⁴

As reported to SDWIS/FED, 88% of community water systems complied with the Consumer Confidence Report Rule.

- The Consumer Confidence Report (CCR) Rule requires all community water systems to provide an annual report to customers identifying the contaminants detected in their water and the health risks associated with those contaminants.
- In calendar year 2001, 6,485 community water systems were found to have a “significant” violation of the CCR Rule, meaning that the community water system completely failed to provide the required report.

No violations of variances or exemptions were reported to SDWIS/FED during 2001.

- Under Federal law, states can grant variances or exemptions to public water systems in limited circumstances allowing them to install alternative technology or giving them more time to meet a standard if public health is adequately protected in the interim. The states did not report any violations of variances and exemptions for the few public water systems that were operating under a variance or exemption in 2001.

EPA and its state partners continue to take enforcement actions against violators.⁵

During 2001, the 55 states (a term that included states, commonwealths, territories and tribes) with federal approval to implement the drinking water program were also responsible for initiating enforcement actions in response to drinking water violations at public water systems in their jurisdictions. EPA implemented the drinking water program in Wyoming, the District of Columbia, and in Indian country, except for the Navajo Nation. The Agency initiated enforcement responses in these areas and, occasionally, in the states, which is usually at a state’s invitation. Together, EPA and the states initiated over 1,000 formal enforcement actions, each action potentially addressing multiple violations.

- In 2001 the states issued a total of 752 formal enforcement actions, including 392 administrative orders without penalty, 332 administrative orders with penalty, and 29 civil referrals to the states’ Attorneys General.
- During the same period, EPA issued a total of 338 formal enforcement actions, including 335 Federal administrative orders, one civil case filed, and three referrals to the Department of Justice for civil judicial action. In 2000 community water systems of all sizes

4 For the annual compliance reports, EPA tracks violations of the contaminant rules in four categories: 1) **chemical contaminants (Chem)** — violations of rules for organic, inorganic (except for lead and copper), and radioactive contaminants — compliance with many organic and inorganic standards is determined on the basis of shared samples, with one missed sample resulting in a monitoring and reporting violation of many standards; 2) **total coliform (TCR)**; 3) **lead and copper (LCR)**; and 4) **surface water treatment (SWTR)**. Coliform bacteria are usually not a threat to humans, but their presence in drinking water can indicate a lapse in treatment and the possible presence of other, more dangerous, microbes.

5 There are several reasons why there will be a difference between the number of violations in a year and the number of formal enforcement responses. For example, a state may choose to address a system’s violations informally in a manner that returns the system to compliance before the time interval has elapsed that by EPA guidance would necessitate initiation of a formal enforcement response. Also, it is not uncommon for the regulator to address all of a violating system’s multiple violations in a single enforcement response. In addition, formal enforcement responses addressing violations discovered late in one reporting year are generally not initiated until early in the following year.

were required for the first time to comply with the Consumer Confidence Report requirements. All community water systems were required to prepare and distribute a brief annual water quality report. Many of the systems, particularly the smaller systems, did not comply with the requirements. As the EPA had primacy for the Consumer Confidence Report regulation, it initiated the enforcement actions against those systems. These enforcement actions significantly increased the number of federal enforcement actions in 2000 compared to the number of federal enforcement actions taken by EPA in the previous year. In the following year of 2001, the number of violations for the Consumer Confidence Report decreased significantly; likewise, the federal enforcement actions pertaining to this regulation also decreased significantly.

These totals do not take into account the informal enforcement actions or the public water systems that returned to compliance before EPA and state procedures would require initiation of a formal response.

EPA designates a public water system a significant noncomplier if the system has serious, frequent or persistent violations that may pose a threat to public health. States and EPA give significant noncompliers priority attention in their efforts to return violators to compliance and address violations with enforcement actions. For 2001 EPA and the states focused more of their attention on returning to compliance significant noncompliers that were identified as such in 2000 and earlier, as there were less systems identified in 2001 as significant noncompliers.⁶

- In calendar year 2001, EPA designated 15,407 public water systems significant noncompliers. Most (98%) of these significant noncompliers served 3,300 or fewer users. Most (10,466) of these 15,407 systems were unaddressed significant noncompliers from the end of 2000.
- In 2001 states and EPA addressed 7,806 noncompliers. This was a 21% increase over the number of noncompliers addressed in 2000. Of the noncompliers addressed, 2,754 were new noncompliers identified in 2001. The other 5,052 systems addressed were

identified as noncompliers in 2000 and earlier. Over 70% of the significant noncompliers serving more than 3,300 users were addressed by EPA and the states.

- At the end of 2001, there were 2,187 new and 5,414 old significant violators that had not been addressed. Just over 2% of these unaddressed significant noncompliers served more than 3,300 users.

DATA QUALITY

The data used in this report came from EPA's national SDWIS/FED database. SDWIS/FED is composed of data that states are required to submit to SDWIS/FED each quarter. EPA uses information in SDWIS/FED to assess progress in the implementation of regulations, to develop national enforcement and compliance priorities, and to provide information to the public.

EPA periodically conducts data verifications (independent, on-site audits) of state drinking water programs to ensure that the state is determining compliance in accordance with Federal regulations. Data verifications help detect differences between data in a state's files (whether electronic or hard copy), and data in SDWIS/FED.

As part of the ongoing data reliability efforts described in past National Public Water Systems Compliance Reports, EPA examined the results of data verifications conducted from 1996 through 1998. Those audits, which covered 27 states (including one where EPA itself administers the drinking water program) and one territory, analyzed data from almost 1,800 public water systems. The data audits reviewed inventory information (identifying systems, their number, their size, and their type), apparent violations that either were reported or should have been reported, and any enforcement actions initiated.

EPA's review showed that the quality of the information the states reported to SDWIS/FED is high, but the data are incomplete. This finding principally reflects differences between state and EPA regulatory interpretation rather than a preponderance of data management issues. Most of the SDWIS/FED data quality problems EPA identified were instances where violations that

⁶ Public water systems designated significant noncompliers late in the year are typically addressed early in the next year.

should have been recorded and reported did not appear in SDWIS/FED. EPA found that a small percentage of this incompleteness is because SDWIS/FED will accept only properly transferred data.

EPA's analysis of the data verifications found:

- 96% of all inventory data in SDWIS/FED was accurate and complete.
- The overall quality of SDWIS/FED violations data is moderately high (estimated at 68%) for the Total Coliform Rule standard, but is very low for other health-based standards and for monitoring and reporting.
- Most of the discrepancies between apparent and reported violations are because of unrecorded and unreported violations. This accounts for 56% of all discrepancies related to maximum contaminant level violations, 83% of discrepancies related to Surface Water Treatment Rule treatment technique violations, and 94% of all discrepancies related to monitoring and reporting violations.
- Only 10% of apparent monitoring and reporting violations had been reported to SDWIS/FED.
- 55% of the apparent MCL violations had been reported to SDWIS/FED.
- SDWIS/FED contained accurate and complete information on 72% of the enforcement actions found in the states' records.
- This report is not a measure of the quality of drinking water itself.

EPA continues to work with all of its state partners to identify and resolve any problems that may have produced data discrepancies in the past, and to ensure that complete and accurate documentation is available to help assess the safety of our nation's drinking water.

In 2001, EPA continued to implement actions under the draft 1998 *National Infrastructure Assurance Plan: Water Supply Section* for the purpose of improving the security of the critical drinking water infrastructure. The Agency also has in place as a counter-terrorism measure a policy restricting the availability of location data on PWS intakes and wells, and continues a public/private partnership with water utilities to improve the security of our drinking water.

ENFORCEMENT AND COMPLIANCE ASSISTANCE PROGRAMS

States and EPA engage in a variety of activities to help public water systems remain in and return to compliance, including formal enforcement actions, informal actions, and compliance and technical assistance. State and EPA compliance assistance efforts to help a source remain in or return to compliance may include:

- conducting on-site visits and sanitary surveys at public water systems (i.e., an on-site review of the water sources, facilities, equipment, operations, and maintenance to evaluate their adequacy in producing and distributing safe drinking water);
- helping systems invest in preventive measures;
- providing financial assistance for system improvements through the Drinking Water State Revolving Fund and other State funding programs;
- reviewing water system plans and specifications;
- conducting training sessions;
- holding public information meetings;
- lending specialized monitoring equipment; and
- publishing informational bulletins and newsletters on training events and other educational opportunities.

When a drinking water violation is detected and it is determined that compliance assistance is not the best tool to return a source to compliance, EPA guidelines require a response from the primacy agency as a condition of funding. Acceptable responses include a variety of formal and informal actions as the state or EPA attempts to return a violating public water system to compliance as quickly as possible.

Generally, the primacy agency's first responses to violations are informal actions, such as:

- reminder letters;
- warning letters;
- notices of violation;
- field visits; and
- telephone calls.

If the violation continues or recurs, the primacy agency must initiate a formal enforcement response that requires the violating public water system to return to compliance. Formal enforcement responses include:

- citations;
- administrative orders with or without penalties;
- civil referrals to state attorneys general or to the Department of Justice;
- other sanctions such as denying permission for system expansion; and
- filing criminal charges.

If a situation poses an imminent risk to public health, EPA and the state will issue an emergency order that requires the public water system to take the steps necessary to protect public health and return the system to compliance.

INFORMATION ON AND EVALUATION OF STATE REPORTS

EPA reviewed each 2001 annual state report to determine if it met the requirements of the 1996 Amendments to SDWA. The contents of the state reports are summarized in Table B-1 in Appendix B. Table B-1 shows whether a state:

- submitted a report to EPA;
- included all required elements;
- satisfied its statutory requirement to publish and distribute summaries of the report that inform the public of the availability of the full report;
- identified the size and type of violating systems;
- discussed the compliance assistance and enforcement activities the state undertook in response to violations;
- included a list of PWSs with MCL or treatment technique violations, as EPA recommended in its guidance to states on preparing their reports;
- provided information to the public on availability of the reports; and

- included additional information of interest to the public, such as the number of public water systems in the state, their sizes and types, and background on the Safe Drinking Water Act and its implementation.

STATE-BY-STATE SUMMARIES

EPA provides a state-by-state summary of information reported in each state report in Appendix B. The standardized format includes an overall summary of the violations data the Safe Drinking Water Act requires states to report (i.e., violations with respect to MCLs, treatment technique violations, significant monitoring and reporting violations, and variances and exemptions). The summary for each state also tells how to obtain a copy of the state's full report.

In some instances, the data reported by a state in July of 2002 may not agree with data currently in SDWIS/FED. EPA's and the states' continual efforts to ensure that the information in the SDWIS/FED database is as accurate as possible may have resulted in updates and corrections to the data since the state published its report.

CONCLUSIONS AND ACTIVITIES TO ADDRESS RECOMMENDATIONS

Most Americans received water from systems which reported no violations of health-based standards, and for which the states reported no significant violations of monitoring and reporting requirements.

There are significant differences in the numbers of violations reported in 2000 and 2001, most notably a 14% overall increase in violations. The number of significant violations of monitoring and reporting requirements increased by about 13,200 — a 18% increase in violations between 2000 and 2001. In 2001, America's public water systems detected and reported 689 more violations of health-based standards — a 5% increase from 2000.

In 2001, States reported the largest number of violations for the Chemical Contaminant Group. The 43,353 significant violations of monitoring

and reporting requirements of the Chemical Contaminant Group represent 49% of all significant monitoring and reporting violations reported by the states in 2001. The total number of Chemical Contaminant Group violations increased by 51% from 2000. This increase resulted mostly from significant monitoring and reporting violations, which increased 53%, and not health-based violations, which increased 1%. EPA believes that the major reason for this substantial increase was that 2001 was the end of a three-year monitoring period for chemical contaminant monitoring by systems. This report is, therefore, composed of data on chemical monitoring violations that occurred in 2001 and other chemical monitoring violations for the three-year monitoring period of 1999 through 2001. The most violated health-based standard continues to be the Total Coliform Rule. The 10,179 violations of the health-based standards for the Total Coliform Rule represent 71% of all reported violations of health-based standards in 2001. For community water systems, the number of Total Coliform Rule violations increased slightly from 2000. Health-based violations of the rule increased 1%, while significant monitoring and reporting violations increased 6%.

The following recommendations were incorporated into EPA's enforcement and compliance assurance program planning for Fiscal Years 2000 and 2001.

States and EPA should continue working together to address significant violations of monitoring and reporting requirements.

States and EPA should continue working together to address violations of MCL and treatment technique requirements.

EPA continues to designate compliance with the SDWA microbial rules (the Total Coliform Rule and the Surface Water Treatment Rule) as a national priority for its enforcement and compliance assurance program.

EPA Regions are working with states to evaluate how well public water systems, especially large systems, comply with the microbial rules and whether enforcement actions are being initiated when appropriate. Regions and states are also identifying and evaluating microbial risks to watersheds in an attempt to focus enforcement and compliance efforts on ensuring the safety of drinking water sources. Considerable effort will

also be devoted to training and compliance assistance. EPA will work to build the capacity of small public water systems and Indian tribes to maintain compliance both with established rules and with new microbial rules such as the Interim Enhanced Surface Water Treatment Rule and the Ground Water Rule.

With respect to the rest of the drinking water program, states and EPA are continuing their efforts to implement the recommendations of the national public water system reports:

- EPA provides funding to support nine technology assistance centers that help small systems with training, technical assistance, and technology demonstrations.
- States and EPA help promote compliance with existing drinking water requirements by conducting numerous assistance activities, such as on-site visits and the development and distribution of easy-to-read guides and checklists.
- EPA funding established and maintains the Local Government Environmental Assistance Network (LGEAN), a source of free information on current and developing SDWA requirements (as well as technical assistance, peer counseling, and financial guidance). LGEAN can be accessed on the Internet at www.lgean.org or by calling toll-free 1-877-TO-LGEAN (865-4326).
- EPA is developing a list of approved compliance technologies that will encourage small systems to use the existing flexibility in the regulations in selecting treatment for drinking water while still providing adequate public health protection.
- The states and EPA are pursuing enforcement actions against violating public water systems both to discourage violations and to level the playing field for systems that devote resources to maintaining compliance.

EPA, states, and drinking water stakeholders should continue to work cooperatively to improve the quality of compliance data.

Since September 1998, the findings and recommendations of the national public water systems reports have been incorporated into EPA's ongoing efforts to ensure the reliability of data in SDWIS/FED. In its first national report, EPA noted that compliance data in many

individual state reports differed from the data reported to SDWIS/FED. In 1998, EPA, states, and drinking water stakeholders agreed that our data quality goal should be “100% complete, accurate, and timely data submitted by public water systems and primacy agencies, consistent with SDWA reporting requirements.” Further analysis and discussions among the stakeholders led to establishment of interim milestones for how soon that goal will be achieved.

EPA, states, and the drinking water stakeholders made significant progress on most of the data recommendations of the earlier national reports — in some instances achieving full implementation. Among the major accomplishments, EPA has:

- improved the display of drinking water data in Envirofacts;
- characterized and quantified the data quality problem;
- taken interim steps to improve data quality, including improvements to the data entry tools states use to put information in SDWIS/FED and provision of a mechanism that enables water systems to confirm the accuracy of data before it is accepted by SDWIS/FED; and
- made a long-term commitment to achieve and maintain data quality goals.

More remains to be done to achieve the goal of 100% accurate, complete, and timely information. Some of the next steps EPA, states, and the drinking water stakeholders have agreed to undertake include:

- streamlining data reporting and reducing rule complexity;
- conducting more training to ensure regulatory staff can accurately determine compliance with drinking water rules and data entry staff can upload complete and accurate data to SDWIS/FED;
- making SDWIS/FED error reports more user friendly and understandable to state drinking water managers;
- encouraging states to issue annual reminders to water systems of their compliance monitoring schedules;
- providing states with individual, prioritized recommendations for improving their data quality;
- performing more frequent data verification audits; and
- calculating estimates for SDWIS/FED data quality every 3 years, or more frequently if data from a sufficient number of data verifications are available.

National Summary of Compliance for Public Water Systems in Indian Country in 2001

INTRODUCTION

This section of the 2001 National Public Water Systems Compliance Report describes how the Environmental Protection Agency (EPA) and federally-recognized Indian tribes (tribes) are meeting the goal of ensuring that public water systems in Indian country provide safe drinking water.

PUBLIC WATER SYSTEMS IN INDIAN COUNTRY

Tribes may apply for eligibility to receive primary enforcement authority (known as primacy) to administer the drinking water program provided they meet the requirements of Sections 1413 and 1451 of the Safe Drinking Water Act (SDWA). As of 2001, only the Navajo Nation has received primacy for most public water systems on the Navajo Reservation. For the purposes of this report, EPA, therefore, administers the drinking water program in the rest of Indian country.

A glossary of terms used in this report appears in Appendix A. A map of the areas covered by this section appears in Appendix C.

PUBLIC WATER SYSTEMS IN ALASKA AND OKLAHOMA

Compliance figures for Alaska Native Villages outside of Indian country are not included in this section of the report. Similarly, compliance figures for 18 public water systems in Indian country located in Oklahoma are not included in this section of the report. In both cases, this information is found in the state reports for Alaska and Oklahoma, respectively. The state

reports do not, however, contain separate information on these public water systems.

DATA QUALITY

This report uses information from the Safe Drinking Water Information System/Federal Version (SDWIS/FED). SDWIS/FED is the national database where EPA records information on public water systems in Indian country. Public water systems in Indian country are required to report laboratory data to EPA. EPA uses the information to determine compliance with the national primary drinking water regulations of SDWA.

This report also discusses the limitations in the data EPA uses to measure its success and the steps it is taking to increase data reliability and completeness. The report also discusses EPA's compliance assistance, enforcement, and financial assistance programs. EPA plans to continue its data quality efforts during 2002 to ensure that SDWIS/FED contains complete and accurate information. A complete discussion of data quality is in the National Summary of Public Water Systems Compliance in 2001 under the section entitled Data Quality.

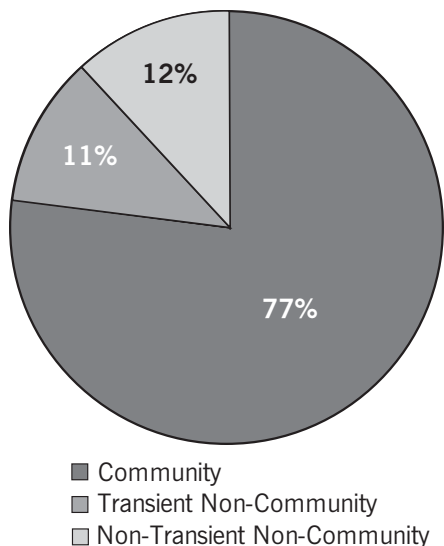
FINDINGS

In 2001, 974 public water systems in Indian country served 734,684 users.

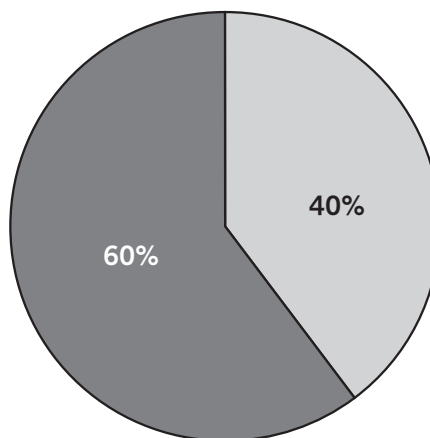
- 754 community water systems served 617,617 people in their primary residences.
- 113 non-transient non-community systems (schools and factories) served 92,863 people in places they frequented.

- 107 transient non-community systems (campgrounds and highway rest stops) served 24,204 people who passed through.

Percentage of Systems by Type



Systems with Reported Significant Violations



- No Reported Significant Violations
- Reported Significant Violations of Some Kind

Almost all public water systems in Indian country were small. These small systems provide drinking water to the majority of the public who drank water in Indian country.

- Over 95% of public water systems in Indian country serve 3,300 or fewer people. These 930 small systems served 62% of the people who received water from public water systems in Indian country. Conversely, 44 public water systems in Indian country serve 38% of the people who received water from public water systems in Indian country.

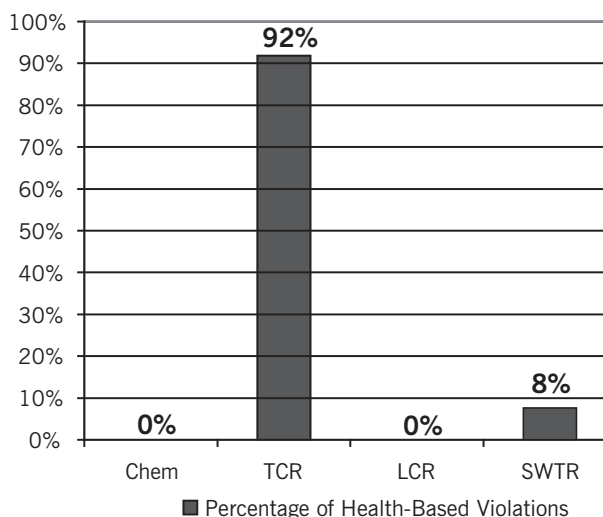
SDWIS/FED records no violations for most public water systems in Indian country.

- 588 of 974 water systems (60%) had no reported health-based or significant reporting violations.

95% of public water systems in Indian country reported no violations of a health-based drinking water standard in 2001.

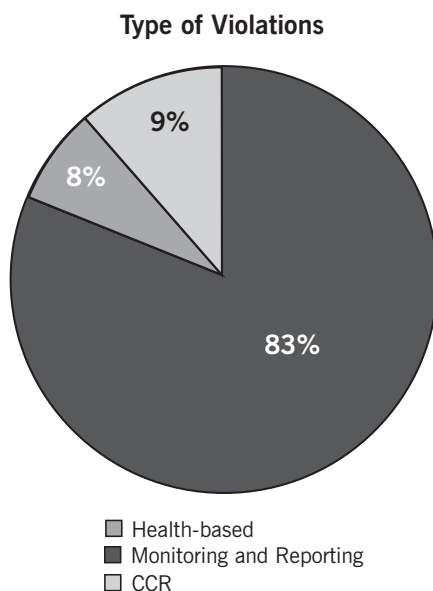
- 92 health-based violations in Indian country, including multiple violations by some systems, were reported to SDWIS/FED in 2001. The Maximum Contaminant Level (MCL) for the Total Coliform Rule (92%) was the health-based standard most frequently violated.

Percentage of Health-Based Violations by Rule



The vast majority of violations reported to SDWIS/FED in 2001 were for a public water system's significant failure to monitor and report, rather than for a health-based MCL or a treatment technique violation detected and reported.

- Of the 1,185 violations reported to SDWIS/FED in 2001, 983 (83%) were significant violations of monitoring and reporting requirements. If a system did not monitor the quality of its water, it is impossible to know if it has violated health-based requirements.
- Public water systems in Indian country represent 0.6% of all public water systems in the United States but were responsible for 1.1% of all monitoring and reporting violations at public water systems reported to SDWIS/FED in 2001.



As reported to SDWIS/FED, 93% of community water systems in Indian country complied with the Consumer Confidence Report Rule.

- The Consumer Confidence Report Rule requires all community water systems to provide an annual report to customers identifying the contaminants detected in their water and the health risks associated with those contaminants.
- In calendar year 2001, 70 community water systems in Indian country were found to have

a “significant” violation of the Consumer Confidence Report Rule, meaning that the community water system completely failed to provide the required report.

COMPLIANCE ASSISTANCE AND ENFORCEMENT

EPA uses multiple approaches to ensure public water systems in Indian country comply with SDWA regulations.

EPA's tribal compliance assistance program is designed to help maintain compliance with SDWA by building cooperative working relationships with utility managers, operators, other tribal environmental staff, and tribal elected officials. The program emphasizes information exchanges, operation assistance, and water quality monitoring.

EPA gives information and assistance directly to tribal public water system operators, utility managers, and owners through training sessions, newsletters, telephone support, and system visits. On-site technical assistance is provided by engineers and qualified staff who work with tribes to assess current compliance status, develop monitoring schedules and compliance plans, and conduct sanitary surveys. EPA coordinates many of these activities with other federal agencies, including the Indian Health Service and the Bureau of Reclamation. Coordination also occurs with non-governmental organizations and inter-tribal consortia, including the Native American Water Association, the Rural Water Association, and the Rural Community Assistance Corporation.

EPA is also responsible for initiating enforcement actions against owners or operators of public water systems in Indian country if a system is not in compliance with SDWA. In most cases, EPA relies on compliance assistance and informal enforcement actions to facilitate a tribally-owned or -managed public water system's return to compliance. When a formal enforcement action is appropriate, EPA can initiate administrative orders, including emergency administrative orders, and refer civil and criminal cases to the Department of Justice. The “EPA Policy for the Administration of Environmental Programs on Indian Reservations” (EPA Indian Policy, 11/8/84) and the “Guidance on the Enforcement Principles

Outlined in the 1984 Indian Policy” (EPA Tribal Enforcement Principles) guide the Agency’s approach to bringing civil administrative or judicial enforcement actions against systems owned, operated, or managed by tribal governments.

Public water systems are required to monitor for 89 different contaminants and conduct analyses using a variety of EPA-approved analytical methods. Where a system fails to perform monitoring for some or all of the required contaminants, a separate monitoring and reporting violation is recorded for each missed contaminant. Each of these violations is enforceable.

FINANCIAL ASSISTANCE

EPA provides financial assistance to public water systems in Indian country to help build tribal capacity to operate and maintain systems in compliance with SDWA. Capacity building is a long-term solution which focuses on giving tribes grants, training, and technical assistance as they develop their environmental programs. EPA’s General Assistance Program builds tribal capacity by providing grants to plan, develop, and establish environmental protection programs, including drinking water programs.

EPA also distributes funds for specific drinking water program priorities. EPA allotted approximately \$2.7 million (3% of the set-aside of public water systems appropriations) for implementing the Tribal Public Water System Supervision Program in each of the last four fiscal years — fiscal year 1998, fiscal year 1999, fiscal year 2000, and fiscal year 2001. Through this program, EPA awarded a number of grants to tribes and tribal organizations to address various aspects of the drinking water program.

In addition to the 3% set-aside, EPA received an additional \$3 to \$4 million in each of the last four fiscal years for drinking water needs on Indian lands. EPA is focusing on activities such as:

- capacity development projects;
- source water and wellhead protection projects;
- development of a voluntary operator certification program for tribes;

- provision of operator training and certification to tribal operators;
- consolidation of PWSs;
- distribution system improvements;
- community water system extensions;
- replacement of water mains;
- adding new wells;
- treatment improvements; and
- construction of new pumphouses.

In the 1996 Amendments to SDWA, an infrastructure funding program was established to improve water supplies. Each year, 1.5% of the appropriation for the national Drinking Water State Revolving Fund program is set aside for American Indian communities and Alaska Native Villages. The initial set-aside from the 1997 appropriation amounted to \$19.25 million. Subsequent set-asides have been: \$10.87 million in fiscal year 1998; \$11.625 million in fiscal year 1999; \$12.3 million in fiscal year 2000; and \$12.347 million in fiscal year 2001.

Finally, technical assistance and training for small tribally-owned or -operated public water systems are also provided. For example, EPA currently has three cooperative agreements with the National Rural Water Association to provide support to small public water systems, including those owned or operated by tribes. Through the cooperative agreements, small tribal public water systems receive information on training and technical assistance, wellhead and ground water protection, and source water protection.

CONCLUSIONS AND RECOMMENDATIONS

In 2001, EPA Regions reported that 40% of the public water systems in Indian country reported a violation of a health-based standard, a significant monitoring and reporting violation, or a significant consumer notification violation. This represents an overall increase from 2000 when 35% of facilities reported a violation of a health-based standard, a significant monitoring and reporting violation, or a significant consumer notification violation. A factor that contributed to this increase in the number of systems with violations in 2001 is that public water systems and EPA continued to address data quality issues

that have led to the identification of additional systems with violations.

During 2001, there was a noticeable decrease in the total number of significant violations of monitoring and reporting requirements in Indian country from 1,183 in 2000 to 983 in 2001.

EPA continues to implement two primary recommendations from previous reports: (1) improve collection and maintenance of compliance data for public water systems in Indian country; and (2) place a priority on decreasing the number of monitoring and reporting violations to gain a full understanding of whether health-based violations exist. EPA will accomplish these recommendations by:

- continuing to work cooperatively with tribal governments and their utility managers and water system operators to improve compliance with monitoring and reporting requirements and with health-based standards, particularly the Total Coliform Rule and Surface Water Treatment Rule;
- increasing EPA's field presence, conducting more frequent sanitary surveys, and engaging in targeted technical and compliance assistance and enforcement;
- improving the inventory of public water systems in Indian country;

- improving the collection and entry into SDWIS/FED of compliance and enforcement information in a timely manner to avoid keeping multiple records;
- continuing to support and encourage capital improvements for public water systems to improve the infrastructure (and therefore compliance with SDWA requirements) of public water systems in Indian country, including grants provided under the Drinking Water Tribal Infrastructure Improvement Program; and
- focusing on small system compliance issues and the development of small system capacity.

Ultimately, EPA continues to respond to compliance and enforcement issues at public water systems owned, operated, or managed by tribal governments in a manner consistent with SDWA, the EPA Indian Policy, and the EPA Tribal Enforcement Principles. As such, EPA usually emphasizes compliance assistance as the first step in returning these systems to compliance. Where compliance assistance is ineffective or where, among other things, there is a significant threat to human health or the environment, EPA takes appropriate steps to return systems to compliance, including formal enforcement actions.

Appendix A

Glossary of Terms

Administrative Order

Formal enforcement actions issued by EPA or a State to address noncompliance at a public water system, usually by means of a compliance schedule with enforceable milestone dates.

Chemical Rules

Refers collectively to regulations that protect the public from unsafe levels of organic chemicals, inorganic chemicals (including lead and copper), and radioactivity in drinking water.

Community Water System

A public water system that serves at least 15 service connections used by year-round residents or regularly serves at least 25 year-round residents (e.g., homes, apartments and condominiums that are occupied year-round as primary residences).

Consumer Confidence Rule

Requires community water systems to prepare and provide to their customers annual consumer confidence reports on the quality of the water delivered by the systems.

Federally-recognized Indian Tribe

An Indian tribe, band, nation, pueblo, community, or Alaska Native Village that the Secretary of the Interior acknowledges to exist as an Indian tribe pursuant to the Federally Recognized Indian Tribe List Act of 1994, 25 U.S.C. Section 479a. Maintained by the Department of the Interior, the list of federally-recognized tribes is updated periodically and published in the Federal Register. The latest list of federally-recognized Indian tribes is available at 65 Federal Register 12398 (March 13, 2000).

Health-based Violation

A violation of either a Maximum Contaminant Level or a Treatment Technique requirement.

Inorganic Chemicals

These non-carbon based compounds (such as metals, nitrates, and asbestos) can either occur naturally in some sources of drinking water or be introduced by human activity. EPA has established MCLs for 15 inorganic contaminants. Violations of standards for lead and copper are addressed separately.

Large System

A public water system that serves more than 10,000 people.

Lead and Copper Rule

Requires a public water system to take steps to minimize the risk of exposure to lead and copper in drinking water by monitoring for these contaminants, installing corrosion control where required, and, where necessary, educating the public about ways to reduce exposure. A system may also be required to treat its source water or replace lead service lines.

Maximum Contaminant Level

The maximum permissible level of a contaminant in water delivered to any user of a public water system.

Monitoring and Reporting Violation

Refers to either a violation of a monitoring and reporting schedule or violation of contaminant-specific minimum testing schedules and operational reporting requirements. Those monitoring and reporting violations considered “significant” for the purposes of the state and national public water system compliance reports are described below in Table A-1.

Nitrate and Nitrite

Inorganic compounds that can enter water supplies, primarily from fertilizer runoff, livestock farms, and sanitary wastewater discharges.

Non-transient Non-community Water System

A non-community public water system that regularly serves at least 25 of the same persons over six months per year. A typical example of a non-transient non-community water system is a school or an office building that has its own water source, such as a drinking water well.

Organic Chemicals

These carbon-based compounds, such as solvents and pesticides, can enter drinking water through a variety of means, including factory discharges or runoff from crop lands. EPA has established MCLs for 56 organic contaminants.

Primacy

The Safe Drinking Water Act requires EPA, States, and Tribes to work as partners to ensure delivery of safe drinking water to the public. Any State or Indian Tribe can request responsibility for operation and oversight of the drinking water program within its borders. In order to receive this responsibility (called “primary enforcement authority” or “primacy”), a State or Tribe must

show, among other things, that it has adopted drinking water regulations that are at least as stringent as Federal regulations, and demonstrate its capacity both to enforce those regulations and to implement other activities necessary to ensure compliance.

In the absence of State or Tribal primacy, EPA assumes responsibility for administering the drinking water program for that area. Of the 56 eligible States (defined to include Commonwealths, Territories, and the District of Columbia), all but Wyoming and the District of Columbia have primacy. During calendar year 2001, the EPA Regional Offices administered the drinking water program within these two jurisdictions and on all Tribal lands, except for the Navajo Nation.

Primary Drinking Water Regulations

These are regulations that apply to public water systems; specify contaminants which, in the judgment of the Administrator, may have an adverse effect on the health of persons; and specify for each such contaminant either a maximum contaminant level or a treatment technique.

Public Water System

A system for the provision to the public of water for human consumption through pipes or other constructed conveyances, if such system has at least 15 service connections or regularly serves at least 25 individuals at least 60 days out of the year. A public water system can be either a community water system, a non-transient non-community water system, or a transient non-community water system.

Radionuclides

Radioactive particles, such as radium-226, radium-228, gross alpha, and beta particle/photon radioactivity, can occur naturally in water or may result from human activity. EPA has established MCLs for beta/photon emitters, alpha emitters, and combined radium 226/228.

Regional Offices

Responsible for implementing Environmental Protection Agency programs within their respective jurisdictions. Regional Offices cooperate with Federal, State, interstate, and local agencies, as well as with industry, academic

institutions, and other private groups to ensure that Regional needs are addressed and that Federal environmental laws are upheld.

Small Systems

Public water systems that serve no more than 3,300 people.

Surface Water Treatment Rule

The Surface Water Treatment Rule (SWTR) requires a public water system served by surface water or by ground water under the influence of surface water to take steps (such as disinfection, filtration followed by disinfection, or watershed control) to reduce potential exposure to microbiological contamination.

Total Coliform Rule

Establishes limits on coliform bacteria in water distribution systems. Although coliform bacteria, which are found in decaying organic material and in the intestinal tract of humans and animals, are usually not harmful to human health, their presence may indicate the presence of other, more dangerous microbial contamination.

SDWIS/FED

EPA's database for collecting safe drinking water monitoring results from oversight agencies. SDWIS stands for Safe Drinking Water Information System. Public Water Systems are required to report all monitoring results to the primary enforcement authority. States with primacy, or EPA where it administers the program, analyze the monitoring results, determine compliance, and report violations to EPA on a quarterly basis. EPA maintains records of these violations in SDWIS/FED. SDWIS/FED records only violations, not results that demonstrate compliance with drinking water standards.

Total Trihalomethanes

These chemicals can be by-products of chemical processes used to disinfect drinking water.

Transient Non-community Water System

A non-community water system that regularly serves at least 25 people (but not the same 25) over six months per year. A typical example is a campground or a highway rest stop that has its own water source, such as a drinking water well.

Treatment Technique

In cases where EPA has determined it is not technically or economically feasible to establish an MCL, the Agency can instead specify a treatment technique. These are treatment methods required by EPA to minimize the level of a contaminant in drinking water.

Variations and Exemptions

A public water system that cannot comply with a drinking water standard because of poor source water quality, or, in the case of small systems, inadequate financial resources, can be granted a variance to comply with less stringent, but still protective standards based on a specific EPA-approved technology available to the system. An exemption allows a PWS with compelling circumstances (including economic considerations) additional time to achieve compliance with applicable SDWA requirements, so long as public health is adequately protected.

TABLE A-1: SIGNIFICANT MONITORING VIOLATIONS FOR ANNUAL STATE PUBLIC WATER SYSTEM REPORTS

Rule	Violation Type	Description	SDWIS Violation Code ¹	SDWIS Contaminant Code	
Total Coliform Rule	Major routine	No samples collected during a compliance period	23	3100	
	Major repeat	No follow-up samples collected after a positive total coliform sample or no speciation	25	3100	
Surface Water Treatment Rule	Major (filtered)	Collected less than 90% of samples required during a compliance period	36	None	
	Major (unfiltered)	Collected less than 90% of samples required during a compliance period	31	None	
Lead and Copper Rule	Initial lead and copper tap	Either failed to collect the initial tap samples, and then failed to correct that omission within a) 3 months for large systems, b) 6 months for medium systems, or c) 12 months for small systems; or failed to submit the associated report	51		
	Follow-up or routine lead and copper tap	Failed to collect 1 or more required samples	52		
C h e m	Phase I, II, IIB, and V Rules	Regular monitoring	Failed to collect any required samples ²	03	By contaminant
	Total Trihalomethanes	Regular monitoring	Failed to collect any required samples	03	2950
	Radionuclides	Regular monitoring	Failed to collect any required samples	03	4000, 4100, 4010

1 EPA's Safe Drinking Water Information System (SDWIS/FED) makes no distinction between the sampling violations and the reporting violations associated with a sample collection requirement. Both violations are reported under the same violation code.

2 Failure to collect "any required samples" means none of the required samples were collected.

**TABLE A-2: SUMMARY OF DRINKING WATER REGULATIONS FOR
PUBLIC WATER SYSTEMS DURING 2001**

Applicability of Regulations			
Contaminant/Rule	Community Water Systems	Non-transient Non-Community Water Systems	Transient Non-Community Water Systems
Organic Contaminants	All	All	Only epichlorohydrin and acrylamide
Total Trihalomethanes Contaminants (TTHM)	Only systems serving more than 10,000	None	None
Inorganic Contaminants	All	All except arsenic and fluoride	None
Nitrate and Nitrite Contaminants	All	All	All
Radionuclides Contaminants	All	None	None
Total Coliform Rule	All	All	All
Surface Water Treatment	Some Only PWSs using surface water sources or ground water sources under the direct influence of surface water	Some Only PWSs using surface water sources or ground water sources under the direct influence of surface water	Some Only PWSs using surface water sources or ground water sources under the direct influence of surface water
Lead and Copper Rule	All	All	None

Appendix B

Summaries of State Annual Compliance Reports

CONTENTS

Alabama	B-7	Montana	B-35
Alaska	B-8	Nebraska	B-36
American Samoa	B-9	Nevada	B-37
Arizona	B-10	New Hampshire	B-38
Arkansas	B-11	New Jersey	B-39
California	B-12	New Mexico	B-40
Colorado	B-13	New York	B-41
Connecticut	B-14	North Carolina	B-42
Delaware	B-15	North Dakota	B-43
District of Columbia	B-16	Northern Mariana Islands	B-44
Florida	B-17	Ohio	B-45
Georgia	B-18	Oklahoma	B-46
Guam	B-19	Oregon	B-47
Hawaii	B-20	Pennsylvania	B-48
Idaho	B-21	Puerto Rico	B-49
Illinois	B-22	Rhode Island	B-50
Indiana	B-23	South Carolina	B-51
Iowa	B-24	South Dakota	B-52
Kansas	B-25	Tennessee	B-53
Kentucky	B-26	Texas	B-54
Louisiana	B-27	Utah	B-55
Maine	B-28	Vermont	B-56
Maryland	B-29	Virgin Islands	B-57
Massachusetts	B-30	Virginia	B-58
Michigan	B-31	Washington	B-59
Minnesota	B-32	West Virginia	B-60
Mississippi	B-33	Wisconsin	B-61
Missouri	B-34	Wyoming	B-62

This Appendix presents a summary of each state report in a standardized format. The format includes an overall summary of the violations data specified in Section 1414 of the 1996 Safe Drinking Water Act (SDWA) Amendments (i.e., violations with respect to maximum contaminant levels (MCLs), treatment technique violations, significant monitoring and reporting requirements, significant notification violations, and variances and exemptions).

This Appendix summarizes the data reported by the States, but does not interpret it. Therefore, other factors must be taken into account before drawing conclusions about a State program. For example, public water systems are required to report all violations to the State, but State drinking water programs vary in the regulations they choose to emphasize. A State that decided to focus attention and resources on one particular rule may have discovered and reported many more violations of that rule than a State that chose to focus on a different rule. A disproportionate number of violations in a State could also indicate that the State needs to work with its public water systems to improve their compliance.

Readers are cautioned to view the violations data provided in the State summaries within the context of each State and its individual drinking water program.

In 2001, EPA received State Public Water System Compliance Reports from 46 of the 54 primary states, Commonwealths, and Territories. As in past years, American Samoa, Guam, and the Northern Mariana Islands did not submit reports, and, with limited exceptions, did not supply information to SDWIS/FED. EPA did not receive a report from California, Maine, Massachusetts, Minnesota, Virgin Islands, and the Navajo Nation. Appendix B supplies what information is available in SDWIS/FED to indicate violations at public water systems in the Pacific territories.

Because the District of Columbia, Wyoming, and most Indian Tribes did not have primary enforcement responsibility for drinking water in calendar year 2001, EPA prepared reports for those jurisdictions.

Violations for 2001

EPA summarizes the number of MCL, treatment technique, and significant monitoring and reporting violations¹ reported by each state in five categories:

- 1 A comprehensive definition of significant monitoring and reporting violations including exceptions to the definition for the Total Coliform Rule and Lead and Copper Rule appears in Appendix A.
- 2 MCL and significant monitoring violations for organic, inorganic, total trihalomethane (TTHM), nitrate and nitrite, and radionuclide contaminants.

- Violations of chemical contaminant requirements²
- Violations of the Total Coliform Rule
- Violations of the Surface Water Treatment Rule
- Violations of the Lead and Copper Rule
- Significant Notification Violation

EPA summarizes the numbers of individual public water systems in violation in each of these five categories, as reported by the state.

If a state's report did not include information in a category, EPA's summary notes the omission.

2001 Totals

EPA also summarizes the total number of systems in each state, the total number of violations reported, and the total number of PWSs in violation, if the state reported this information. When states did not provide information on the total number of public water systems and/or total number of public water systems in violation, EPA supplied that information from the SDWIS/FED.

Systems in Violation

Systems in Violation is defined as the number of different systems with a reported violation of this type. Some states counted a system with multiple violations or violations in more than one category as one violating system. Other states counted a violating system each time it had a violation, or once for each of the regulatory categories in which it had a violation. If EPA's review of a state's report indicated some violating systems were counted more than once, an asterisk notes that the state's number possibly overcounts violating systems.

Variances and Exemptions

There were no reported violations of variances and exemptions in 2001.

Where to Obtain the 2001 Annual Public Water Systems Report

If a state's report includes information on how to obtain a copy of the report, that information is provided on the state summary page in this Appendix.

Table B-1: Summary of Elements Reported by States

State	Submitted Report	Reported on Violation Categories				Reported on V/E	Provided Inventory Information	Identified Size and Type of Violating Systems	Discussed Compliance and Enforcement Responses	Identified Each System with MCL and TT Violations	Provided Information to Public on Availability	Provided Additional Information ¹
		CCR	MCL	M/R	TT							
Alabama	x		x	x	x	x				x	x	
Alaska	x	x	x	x	x	x	x	x	x	x	x	
American Samoa	Did not submit report.											
Arizona	x	x	x	x	x		x					
Arkansas	x		x	x	x	x	x	x	x	x	x	
California	Did not submit report.											
Colorado	x	x	x	x	x	x	x			x	x	
Connecticut	x	x	x	x	x	x	x	x	x	x	x	
Delaware	x		x	x	x		x	x	x	x	x	
District of Columbia	x	x	x	x	x	x	x	x	x	x	x	
Florida	x		x	x	x	x	x				x	
Georgia	x	x	x	x	x	x		x	x	x	x	
Guam	Did not submit report.											
Hawaii	x	x	x	x	x	x	x	x	x	x	x	
Idaho	x		x	x	x	x	x		x		x	
Illinois	x	x	x	x	x		x		x	x	x	
Indiana	x	x	x	x	x	x	x		x		x	
Iowa	x	x	x	x	x	x	x		x		x	
Kansas	x	x	x	x	x	x	x		x	x	x	
Kentucky	x	x	x	x		x	x		x	x	x	
Louisiana	x	x	x	x	x		x			x	x	
Maine	Did not submit report.											
Maryland	x	x	x		x	x	x	x	x	x	x	
Massachusetts	Did not submit report.											
Michigan	x	x	x	x	x	x	x	x		x	x	
Minnesota	Did not submit report.											
Mississippi	x	x	x		x	x	x		x	x	x	
Missouri	x	x	x	x	x		x		x	x	x	
Montana	x	x	x	x	x	x	x		x		x	
Nebraska	x	x	x	x	x	x	x		x	x	x	
Nevada	x						x			x	x	

1. An "x" in this column indicates the state submitted more information in its report than the minimum EPA recommends in guidance.

Table B-1: Summary of Elements Reported by States (continued)

State	Submitted Report	Reported on Violation Categories				Reported on V/E	Provided Inventory Information	Identified Size and Type of Violating Systems	Discussed Compliance and Enforcement Responses	Identified Each System with MCL and TT Violations	Provided Information to Public on Availability	Provided Additional Information ¹
		CCR	MCL	M/R	TT							
New Hampshire	x	x	x	x	x	x	x	x	x	x	x	x
New Jersey	x	x	x	x	x	x	x		x	x	x	x
New Mexico	x		x	x	x	x					x	x
New York	x	x	x	x	x	x	x		x	x	x	x
North Carolina	x	x	x	x	x	x	x				x	x
North Dakota	x	x	x	x	x	x	x			x	x	x
Northern Mariana Islands	Did not submit report.											
Ohio	x	x	x	x	x	x	x	x	x	x	x	x
Oklahoma	x	x	x	x	x	x	x		x	x	x	x
Oregon	x	x	x	x	x		x	x	x	x	x	x
Pennsylvania	x		x	x	x	x	x	x	x	x	x	x
Puerto Rico	x		x	x	x	x	x		x	x	x	x
Rhode Island	x	x	x	x	x		x				x	x
South Carolina	x	x	x	x	x	x	x		x	x	x	x
South Dakota	x	x	x	x	x	x	x				x	x
Tennessee	x	x	x	x		x	x		x	x	x	x
Texas	x	x	x	x	x	x	x			x		x
Utah	x		x	x	x							x
Vermont	x	x	x	x	x	x	x		x	x	x	x
Virgin Islands	Did not submit report.											
Virginia	x	x	x	x	x		x	x				x
Washington	x	x	x	x	x	x	x			x	x	x
West Virginia	x	x	x	x	x	x				x	x	x
Wisconsin	x	x	x	x	x	x	x		x		x	x
Wyoming	x	x	x	x	x	x	x			x		x

1. An "x" in this column indicates the state submitted more information in its report than the minimum EPA recommends in guidance.

State of Alabama 2001 PWS Compliance Report

Violations for 2001

Violations Category	MCL		Treatment Technique		Significant Monitoring	
	Violations	Systems in Violation	Violations	Systems in Violation	Violations	Systems in Violation
Chemical Contaminant Group	9	7			472	54*
Total Coliform Rule	28	25			46	34
Surface Water Treatment Rule			1	1	1	1
Lead and Copper Rule			2	2	5	5
Consumer Confidence Report			NR	NR		

* Possible overcounting of violating systems.

Total Number of Regulated Systems	686†
Total Number of Systems in Violation	87†
Total Number of Violations	564

† State did not submit the information, so the information was generated from SDWIS/FED.

Where to Obtain the 2001 Annual State Public Water Systems Report

Alabama's State Report is available by accessing the state's web site or by contacting:

ADEM
 Drinking Water Branch
 P. O. Box 301463
 Montgomery, AL
 36130-1463

Web Site: <http://www.adem.state.al.us/viorep2000.html>

E-mail: tsd@adem.state.al.us

State of Alaska 2001 PWS Compliance Report

Violations for 2001

Violations Category	MCL		Treatment Technique		Significant Monitoring	
	Violations	Systems in Violation	Violations	Systems in Violation	Violations	Systems in Violation
Chemical Contaminant Group	4	4			6,085	328
Total Coliform Rule	53	44			1,060	528
Surface Water Treatment Rule			192	77	479	125
Lead and Copper Rule			NR	NR	267	220
Consumer Confidence Report					323	207

Total Number of Regulated Systems	1,584
Total Number of Systems in Violation	845
Total Number of Violations	8,463

Where to Obtain the 2001 Annual State Public Water Systems Report

Alaska's State Report is available by accessing the state's web site or by contacting:

ADEC
 DW/WW Program
 555 Cordova Street
 Anchorage, AK 99501

Web Site: <http://www.state.ak.us/dec/deh/water/violations.htm>

Telephone: (907) 269-7647

American Samoa 2001 PWS Compliance Report

Violations for 2001

Violations Category	MCL		Treatment Technique		Significant Monitoring	
	Violations	Systems in Violation	Violations	Systems in Violation	Violations	Systems in Violation
Chemical Contaminant Group	0	0			0	0
Total Coliform Rule	54	10			0	0
Surface Water Treatment Rule			14	14	0	0
Lead and Copper Rule			0	0	0	0
Consumer Confidence Report					0	0

Total Number of Regulated Systems	22
Total Number of Systems in Violation	18†
Total Number of Violations	68

† State did not submit the information, so the information was generated from SDWIS/FED.

Where to Obtain the 2001 Annual State Public Water Systems Report

American Samoa did not publish an Annual Report. EPA generated data from SDWIS/FED.

State of Arizona 2001 PWS Compliance Report

Violations for 2001

Violations Category	MCL		Treatment Technique		Significant Monitoring	
	Violations	Systems in Violation	Violations	Systems in Violation	Violations	Systems in Violation
Chemical Contaminant Group	107	56			121	53
Total Coliform Rule	157	122			62	55
Surface Water Treatment Rule			15	15	56	15
Lead and Copper Rule			0	0	319	319
Consumer Confidence Report					278	278

Total Number of Regulated Systems	1,659
Total Number of Systems in Violation	533
Total Number of Violations	1,115

Where to Obtain the 2001 Annual State Public Water Systems Report

Arizona's State Report is available by contacting:

Jeff Stuck

E-mail: stuck.jeff@ev.state.az.us

Telephone: (602) 207-4619

State of Arkansas 2001 PWS Compliance Report

Violations for 2001

Violations Category	MCL		Treatment Technique		Significant Monitoring	
	Violations	Systems in Violation	Violations	Systems in Violation	Violations	Systems in Violation
Chemical Contaminant Group	21	8			0	0
Total Coliform Rule	94	78			250	168
Surface Water Treatment Rule			125	29	87	36
Lead and Copper Rule			0	0	7	7
Consumer Confidence Report					NR	NR

Total Number of Regulated Systems	1,135*
Total Number of Systems in Violation	323†
Total Number of Violations	584

* Total number of PWS (1,190) and total number of PWS in operation (1,135) differ in the report. The total number of PWS in operation is shown here.

† State did not submit the information, so the information was generated from SDWIS/FED.

Where to Obtain the 2001 Annual State Public Water Systems Report

Arkansas' State Report is available by accessing the state's web site or by contacting:

Arkansas Department of Health
 Shared Services
 4815 West Markham Street
 Little Rock, AR 72205-2032

Web Site: <http://www.healthyarkansas.com/eng/>

Attention: Patrick Harris, Compliance/Enforcement Officer

Telephone: (501) 661-2623

Fax: (501) 661-2032

E-mail: pharris@HealthyArkansas.com

Arkansas' State Report is also available at all local health units in Arkansas.

State of California 2001 PWS Compliance Report

Violations for 2001

Violations Category	MCL		Treatment Technique		Significant Monitoring	
	Violations	Systems in Violation	Violations	Systems in Violation	Violations	Systems in Violation
Chemical Contaminant Group	13	9			0	0
Total Coliform Rule	144	125			99	81
Surface Water Treatment Rule			59	55	0	0
Lead and Copper Rule			0	0	1,715	1,715
Consumer Confidence Report					220	220

Total Number of Regulated Systems	6,000
Total Number of Systems in Violation	2,014
Total Number of Violations	2,250

Where to Obtain the 2001 Annual State Public Water Systems Report

California did not publish an Annual Report. EPA generated data from SDWIS/FED.

State of Colorado 2001 PWS Compliance Report

Violations for 2001

Violations Category	MCL		Treatment Technique		Significant Monitoring	
	Violations	Systems in Violation	Violations	Systems in Violation	Violations	Systems in Violation
Chemical Contaminant Group	8	6			1,235	149
Total Coliform Rule	50	41			403	305
Surface Water Treatment Rule			91	36	58	19
Lead and Copper Rule			2	2	63	60
Consumer Confidence Report					9	9

Total Number of Regulated Systems	2,088
Total Number of Systems in Violation	627*
Total Number of Violations	1,919

* Possible overcounting of violating systems.

Where to Obtain the 2001 Annual State Public Water Systems Report

Colorado's State Report is available by contacting:

Sandra McDonald

E-mail: skmcdona@smtpgate.dphe.state.co.us

Telephone: (303) 692-3587

State of Connecticut 2001 PWS Compliance Report

Violations for 2001

Violations Category	MCL		Treatment Technique		Significant Monitoring	
	Violations	Systems in Violation	Violations	Systems in Violation	Violations	Systems in Violation
Chemical Contaminant Group	16	10*			2,435	872*
Total Coliform Rule	458	265			1,096	999
Surface Water Treatment Rule			2	2	0	0
Lead and Copper Rule			6	6	82	77
Consumer Confidence Report					12	10

* Possible overcounting of violating systems.

Total Number of Regulated Systems	3,120
Total Number of Systems in Violation	1,377†
Total Number of Violations	4,107

† State did not submit the information, so the information was generated from SDWIS/FED.

Where to Obtain the 2001 Annual State Public Water Systems Report

Connecticut's State Report is available by accessing the state's web site or by contacting:

Water Supplies Section
 Department of Public Health
 450 Capitol Avenue
 Hartford, CT 06106-1365

Web Site: <http://www.dph.state.ct.us/>

Telephone: (860) 509-7333

Connecticut's State Report is also available at public libraries in Connecticut.

State of Delaware 2001 PWS Compliance Report

Violations for 2001

Violations Category	MCL		Treatment Technique		Significant Monitoring	
	Violations	Systems in Violation	Violations	Systems in Violation	Violations	Systems in Violation
Chemical Contaminant Group	16	12*			0	0
Total Coliform Rule	48	42			0	0
Surface Water Treatment Rule			0	0	0	0
Lead and Copper Rule			0	0	70	70
Consumer Confidence Report			NR	NR		

* Possible overcounting of violating systems.

Total Number of Regulated Systems	611
Total Number of Systems in Violation	79
Total Number of Violations	134

Where to Obtain the 2001 Annual State Public Water Systems Report

Delaware's State Report is available by contacting:

Office of Drinking Water
 Division of Public Health
 Blue Hen Corporate Center
 655 Bay Road, Suite 203
 Dover, DE 19903

Telephone: (302) 739-5410

District of Columbia 2001 PWS Compliance Report

Violations for 2001

Violations Category	MCL		Treatment Technique		Significant Monitoring	
	Violations	Systems in Violation	Violations	Systems in Violation	Violations	Systems in Violation
Chemical Contaminant Group	0	0			0	0
Total Coliform Rule	0	0			0	0
Surface Water Treatment Rule			0	0	0	0
Lead and Copper Rule			0	0	0	0
Consumer Confidence Report					0	0

Total Number of Regulated Systems	2
Total Number of Systems in Violation	0
Total Number of Violations	0

Where to Obtain the 2001 Annual State Public Water Systems Report

District of Columbia's Report is available by accessing EPA Region III's web site or by contacting:

Drinking Water Branch (3WP22)
 U.S. EPA Region III
 1650 Arch Street
 Philadelphia, PA 19103-2029

Attention: George Rizzo, DC PWSS Program Manager

Web Site: <http://www.epa.gov/reg3wapd/drinkingwater/links.htm>

Telephone: (215) 814-5781

FAX: (215) 814-2318

E-mail: rizzo.george@epa.gov

State of Florida 2001 PWS Compliance Report

Violations for 2001

Violations Category	MCL		Treatment Technique		Significant Monitoring	
	Violations	Systems in Violation	Violations	Systems in Violation	Violations	Systems in Violation
Chemical Contaminant Group	26	24*			5,256	341*
Total Coliform Rule	264	186			966	768
Surface Water Treatment Rule			2	1	0	0
Lead and Copper Rule			0	0	84	78
Consumer Confidence Report					NR	NR

* Possible overcounting of violating systems.

Total Number of Regulated Systems	6,900
Total Number of Systems in Violation	1,264†
Total Number of Violations	6,598

† State did not submit the information, so the information was generated from SDWIS/FED.

Where to Obtain the 2001 Annual State Public Water Systems Report

Florida's State Report is available by accessing the state's web site or by contacting:

Kenna Study

Web Site: <http://www.dep.state.fl.us/water/Wf/default.htm>

Telephone: (850) 921-9414

E-mail: Kenna.Study@dep.state.fl.us

State of Georgia 2001 PWS Compliance Report

Violations for 2001

Violations Category	MCL		Treatment Technique		Significant Monitoring	
	Violations	Systems in Violation	Violations	Systems in Violation	Violations	Systems in Violation
Chemical Contaminant Group	0	0			85	68
Total Coliform Rule	142*	145*			824	490
Surface Water Treatment Rule			1	1	0	0
Lead and Copper Rule			0	0	130	130
Consumer Confidence Report					690	614

* The state report gives different counts in the text of the report and in the accompanying tables. Counts from the text of the report are shown here. Number of systems in violation exceeds number of violations. Possible overcounting of violating systems.

Total Number of Regulated Systems	2,536†
Total Number of Systems in Violation	1,210†
Total Number of Violations	1,872

† State did not submit the information, so the information was generated from SDWIS/FED.

Where to Obtain the 2001 Annual State Public Water Systems Report

Georgia's State Report is available by contacting:

Department of Natural Resources
 Environmental Protection Division
 Drinking Water Program
 Information Management Unit
 2 Martin Luther King, Jr. Drive
 Suite 1362 East
 Atlanta, GA 30334

Attention: Doug Davenport

Telephone: (404) 651-5162

Guam 2001 PWS Compliance Report

Violations for 2001

Violations Category	MCL		Treatment Technique		Significant Monitoring	
	Violations	Systems in Violation	Violations	Systems in Violation	Violations	Systems in Violation
Chemical Contaminant Group	0	0			0	0
Total Coliform Rule	0	0			0	0
Surface Water Treatment Rule			0	0	0	0
Lead and Copper Rule			0	0	2	2
Consumer Confidence Report			0	0		

Total Number of Regulated Systems	12
Total Number of Systems in Violation	2
Total Number of Violations	2

Where to Obtain the 2001 Annual State Public Water Systems Report

Guam did not publish an Annual Report. EPA generated data from SDWIS/FED.

State of Hawaii 2001 PWS Compliance Report

Violations for 2001

Violations Category	MCL		Treatment Technique		Significant Monitoring	
	Violations	Systems in Violation	Violations	Systems in Violation	Violations	Systems in Violation
Chemical Contaminant Group	0	0			0	0
Total Coliform Rule	9*	3			2	1
Surface Water Treatment Rule			42	4	0	0
Lead and Copper Rule			0	0	0	0
Consumer Confidence Report					1	1

* The state report gives different counts in the text of the report and in the accompanying tables. Counts from the text of the report are shown here.

Total Number of Regulated Systems	132
Total Number of Systems in Violation	8
Total Number of Violations	52

Where to Obtain the 2001 Annual State Public Water Systems Report

Hawaii's State Report is available by contacting:

Hawaii Department of Health
 Safe Drinking Water Branch
 Environmental Management Division
 919 Ala Moana Blvd., Room 308
 Honolulu, HI 96814-4920
 Telephone: (808) 586-4258

State of Idaho 2001 PWS Compliance Report

Violations for 2001

Violations Category	MCL		Treatment Technique		Significant Monitoring	
	Violations	Systems in Violation	Violations	Systems in Violation	Violations	Systems in Violation
Chemical Contaminant Group	10*	10*			2,270*	343*
Total Coliform Rule	168	145			615	430
Surface Water Treatment Rule			8	8	0	0
Lead and Copper Rule			0*	0*	444*	309*
Consumer Confidence Report					NR	NR

* The state has nearly completed the process of switching its data management program to SDWIS and is able to report data from 1993 to 2001 that was left unreported in previous annual compliance reports. The numbers above represent not only violations for 2001, but all violations since 1993.

Total Number of Regulated Systems	2,087
Total Number of Systems in Violation	943*
Total Number of Violations	3,515*

Where to Obtain the 2001 Annual State Public Water Systems Report

Idaho's State Report is available by accessing the state's web site or by contacting:

Idaho Department of Environmental Quality's Regional Offices or the state's seven district health departments, or by accessing the state's web site.

Web Site: <http://www2.state.id.us/deq/water/acr.htm>

DEQ Regional Offices and District Health Departments

North Idaho
Coeur d'Alene Regional Office
2110 Ironwood Parkway
Coeur d'Alene, ID 83814
(208) 769-1422

Southwest Idaho
Boise Regional Office
1445 North Orchard
Boise, ID 83706-2239
(208) 373-0550

Health District 1
Panhandle Health District Dept.
322 Marion
Sandpoint, ID 83864
(208) 265-6384

Health District 5
South Central District Health Dept.
1020 Washington Street North
Twin Falls, ID 83301
(208) 734-5900. Ext. 217

North Central Idaho
Lewiston Regional Office
1118 F Street
Lewiston, ID 83501
(208) 799-4370

Eastern Idaho
Idaho Falls Regional Office
900 N. Skyline, Suite B
Idaho Falls, ID 83402
(208) 528-2650

Health District 2
North Central District Dept.
215 10th Street
Lewiston, ID 83501
(208) 799-0353

Health District 6
Southeastern District Health Dept.
1901 Alvin Ricken Drive
Pocatello, ID 83201-2727
(208) 233-9080, Ext. 320

South Central Idaho
Twin Falls Regional Office
601 Pole Line Road, Suite 2
Twin Falls, ID 83301
(208) 736-2190

Health District 3
Southwest District Health Dept.
920 Main Street
Caldwell, ID 83605
(208) 455-5403

Health District 7
District Seven Health Dept.
254 "E" Street
Idaho Falls, ID 83403-3597
(208) 523-5382

Southeast Idaho
Pocatello Regional Office
224 South Arthur
Pocatello, ID 83204
(208) 236-6160

Health District 4
Central District Health Dept.
707 North Armstrong Place
Boise, ID 83704
(208) 327-7499

State of Illinois 2001 PWS Compliance Report

Violations for 2001

Violations Category	MCL		Treatment Technique		Significant Monitoring	
	Violations	Systems in Violation	Violations	Systems in Violation	Violations	Systems in Violation
Chemical Contaminant Group	191	134			609	41
Total Coliform Rule	146	140			140	95
Surface Water Treatment Rule			2	2	0	0
Lead and Copper Rule			15	13	33	27
Consumer Confidence Report					32	26

Total Number of Regulated Systems	5,928
Total Number of Systems in Violation	396
Total Number of Violations	1,168

Where to Obtain the 2001 Annual State Public Water Systems Report

Illinois' State Report is available by contacting:
 Illinois EPA's Division of Public Water Supplies
 Telephone: (217) 782-9470

State of Indiana 2001 PWS Compliance Report

Violations for 2001

Violations Category	MCL		Treatment Technique		Significant Monitoring	
	Violations	Systems in Violation	Violations	Systems in Violation	Violations	Systems in Violation
Chemical Contaminant Group	33	11*			4,981	643*
Total Coliform Rule	353	309			2,704	1,602
Surface Water Treatment Rule			6	4	2	1
Lead and Copper Rule			31	30	152	127
Consumer Confidence Report					168	118

* Possible overcounting of violating systems.

Total Number of Regulated Systems	4,322
Total Number of Systems in Violation	2,095
Total Number of Violations	8,430

Where to Obtain the 2001 Annual State Public Water Systems Report

Indiana's State Report is available by accessing the state's web site or contacting:

IDEM's Drinking Water Branch

Web Site: <http://www.state.in.us/idem/owm/dwb/compliance.html>

Telephone: (317) 308-3280

State of Iowa 2001 PWS Compliance Report

Violations for 2001

Violations Category	MCL		Treatment Technique		Significant Monitoring	
	Violations	Systems in Violation	Violations	Systems in Violation	Violations	Systems in Violation
Chemical Contaminant Group	69	31*			585	474*
Total Coliform Rule	195	130			297	205
Surface Water Treatment Rule			3	3	0	0
Lead and Copper Rule			33	26	28	13
Consumer Confidence Report					11	11

* Possible overcounting of violating systems.

Total Number of Regulated Systems	2,022
Total Number of Systems in Violation	480†
Total Number of Violations	1,241

† State did not submit the information, so the information was generated from SDWIS/FED.

Where to Obtain the 2001 Annual State Public Water Systems Report

Iowa's State Report is available by contacting:

Iowa Department of Natural Resources
 Environmental Protection Division
 401 S.W. 7th Street, Suite M
 Des Moines, IA 50309-4611

Attention: Charlotte Lafargue Henderson, Senior Environmental Specialist

Telephone: (515) 725-0341

E-mail: charlotte.henderson@dnr.state.ia.us

State of Kansas 2001 PWS Compliance Report

Violations for 2001

Violations Category	MCL		Treatment Technique		Significant Monitoring	
	Violations	Systems in Violation	Violations	Systems in Violation	Violations	Systems in Violation
Chemical Contaminant Group	77	34			1	1
Total Coliform Rule	50	47			55	36
Surface Water Treatment Rule			22	15	15	12
Lead and Copper Rule			2	2	11	11
Consumer Confidence Report					317	317

Total Number of Regulated Systems	1,099
Total Number of Systems in Violation	259*
Total Number of Violations	550

* Does not include systems violating the Consumer Confidence Report Rule.

Where to Obtain the 2001 Annual State Public Water Systems Report

Kansas' State Report is available by accessing the state's web site or by contacting:

Kansas Department of Health and Environment
 Bureau of Water
 1000 SW Jackson
 Suite 420
 Topeka, KS 66612-1367

Web Site: <http://www.kdhe.state.ks.us>

Director, Bureau of Water
 Karl Mueldener
 (785) 296-5500

Public Water Supply
 Section Chief
 Dave Waldo
 (785) 296-5514

Capacity Development
 Cathy Tucker-Vogel
 (785) 368-7130

Engineering and Permits
 Dan Clair

Compliance and Data
 Management Unit Chief

Darrel Plummer
 (785) 296-5523
 (785) 296-5516

Program Development/
 Enforcement
 Kelly Kelsey
 (785)296-6297

Inorganics, Organic
 Compounds, Nitrate,
 Consumer Confidence Report
 Patti Croy
 (785) 296-3016

Bacteriological, Surface Water
 Treatment, Radionuclides
 Jean Herrold
 (785) 296-5518

Lead and Copper,
 Trihalomethanes
 Ron Cramer
 (785) 296-5946

Data Management
 Ellan Spivey
 (785) 296-6434

Data Entry
 Kathy Fritts
 (785) 296-7111

Operator Certification
 Vickie Jo Wessel
 (785)296-2976

Source Water Assessment
 Rob Beiffuss
 (785)296-5535

Kansas Pws Loan Fund
 William Carr
 (785)296-0735

State of Kentucky 2001 PWS Compliance Report

Violations for 2001

Violations Category	MCL		Treatment Technique		Significant Monitoring	
	Violations	Systems in Violation	Violations	Systems in Violation	Violations	Systems in Violation
Chemical Contaminant Group	8	4			1,655	62
Total Coliform Rule	16	15			120	35
Surface Water Treatment Rule			44	18	16	13
Lead and Copper Rule			NR	NR	73	68
Consumer Confidence Report					215	176

Total Number of Regulated Systems	627
Total Number of Systems in Violation	260
Total Number of Violations	2,147

Where to Obtain the 2001 Annual State Public Water Systems Report

Kentucky's State Report is available by accessing the state's web site or by contacting:

Kentucky Division of Water
 Drinking Water Branch
 14 Reilly Road
 Ash Building
 Frankfort, KY 40601

Web Site: <http://water.nr.state.ky.us/dw/>

Telephone: (502) 564-3410

Kentucky's State Report is also available through any of the Division's Regional Offices.

State of Louisiana 2001 PWS Compliance Report

Violations for 2001

Violations Category	MCL		Treatment Technique		Significant Monitoring	
	Violations	Systems in Violation	Violations	Systems in Violation	Violations	Systems in Violation
Chemical Contaminant Group	1	1			0	0
Total Coliform Rule	208	171			6	4
Surface Water Treatment Rule			16*	15	4	3
Lead and Copper Rule			33	33	40	40
Consumer Confidence Report					1	1

* The state report gives different counts in the text of the report and in the accompanying tables. Counts from the text of the report are shown here.

Total Number of Regulated Systems	1,850
Total Number of Systems in Violation	203
Total Number of Violations	244**

** Total violations in the report (244) differ from the calculated total (309).

Where to Obtain the 2001 Annual State Public Water Systems Report

Louisiana's State Report is available by accessing the state's web site or by contacting:

Louisiana Department of Health and Hospitals
 Office of Public Health
 Engineering Services
 6867 Bluebonnet, Suite 222
 Baton Rouge, LA 70810
 Telephone: (225) 765-5038

State of Maine 2001 PWS Compliance Report

Violations for 2001

Violations Category	MCL		Treatment Technique		Significant Monitoring	
	Violations	Systems in Violation	Violations	Systems in Violation	Violations	Systems in Violation
Chemical Contaminant Group	4	3			5	2
Total Coliform Rule	353	247			1,066	622
Surface Water Treatment Rule			9	9	0	0
Lead and Copper Rule			68	60	72	47
Consumer Confidence Report					17	16

Total Number of Regulated Systems	1,993
Total Number of Systems in Violation	866
Total Number of Violations	1,594

Where to Obtain the 2001 Annual State Public Water Systems Report

Maine did not publish an Annual Report. EPA generated data from SDWIS/FED. The State's contact for the drinking water program is:

Nancy Beardsley, Director

Telephone: (207) 287-5674

State of Maryland 2001 PWS Compliance Report

Violations for 2001

Violations Category	MCL		Treatment Technique		Significant Monitoring	
	Violations	Systems in Violation	Violations	Systems in Violation	Violations	Systems in Violation
Chemical Contaminant Group	14	13*			332	78*
Total Coliform Rule	324	298*			176	90
Surface Water Treatment Rule			8	8	NR	NR
Lead and Copper Rule			11	11	190	130*
Consumer Confidence Report					1	1

* Possible overcounting of violating systems.

Total Number of Regulated Systems	3,816
Total Number of Systems in Violation	594†
Total Number of Violations	1,056

† State did not submit the information, so the information was generated from SDWIS/FED.

Where to Obtain the 2001 Annual State Public Water Systems Report

Maryland's State Report is available by accessing the state's web site or by contacting:

Nancy Reilman
 Maryland Department of the Environment
 Water Supply Program

Web Site: <http://www.mde.state.md.us>

Telephone: (410) 631-3729

E-mail: nreilman@mde.state.md.us

State of Massachusetts 2001 PWS Compliance Report

Violations for 2001

Violations Category	MCL		Treatment Technique		Significant Monitoring	
	Violations	Systems in Violation	Violations	Systems in Violation	Violations	Systems in Violation
Chemical Contaminant Group	1	1			0	0
Total Coliform Rule	22	17			35	27
Surface Water Treatment Rule			40	40	0	0
Lead and Copper Rule			89	79	277	159
Consumer Confidence Report					5	5

Total Number of Regulated Systems	1,677
Total Number of Systems in Violation	293
Total Number of Violations	469

Where to Obtain the 2001 Annual State Public Water Systems Report

Massachusetts did not publish an Annual Report. EPA generated data from SDWIS/FED. The State's contact for the drinking water program is:

Damon Guterman
 Massachusetts Department of Environmental Protection

Telephone: (617) 574-6811

E-mail: Damon.Guterman@state.ma.us

State of Michigan 2001 PWS Compliance Report

Violations for 2001

Violations Category	MCL		Treatment Technique		Significant Monitoring	
	Violations	Systems in Violation	Violations	Systems in Violation	Violations	Systems in Violation
Chemical Contaminant Group	11	11			1,377	578
Total Coliform Rule	483	421			1,418	1,200
Surface Water Treatment Rule			0	0	1	1
Lead and Copper Rule			3	2	99	94
Consumer Confidence Report					231	231

Total Number of Regulated Systems	12,294
Total Number of Systems in Violation	2,079
Total Number of Violations	3,623

Where to Obtain the 2001 Annual State Public Water Systems Report

Michigan's State Report is available by contacting:

Michigan Department of Environmental Quality
 Drinking Water and Radiological Protection Division
 P.O. Box 30630
 Lansing, MI 48909-8130

State of Minnesota 2001 PWS Compliance Report

Violations for 2001

Violations Category	MCL		Treatment Technique		Significant Monitoring	
	Violations	Systems in Violation	Violations	Systems in Violation	Violations	Systems in Violation
Chemical Contaminant Group	7	6			1	1
Total Coliform Rule	292	290			102	68
Surface Water Treatment Rule			22	18	40	25
Lead and Copper Rule			1	1	37	36
Consumer Confidence Report					14	12

Total Number of Regulated Systems	7,944
Total Number of Systems in Violation	422
Total Number of Violations	516

Where to Obtain the 2001 Annual State Public Water Systems Report

Minnesota did not publish an Annual Report. EPA generated data from SDWIS/FED. The State's contact for the drinking water program is:

Dennis E. Maki

Telephone: (651) 215-0756

E-mail: dennismaki@health.state.mn.us

State of Mississippi 2001 PWS Compliance Report

Violations for 2001

Violations Category	MCL		Treatment Technique		Significant Monitoring	
	Violations	Systems in Violation	Violations	Systems in Violation	Violations	Systems in Violation
Chemical Contaminant Group	4	2			NR	NR
Total Coliform Rule	74	68			53*	48*
Surface Water Treatment Rule			0	0	NR	NR
Lead and Copper Rule			0	0	NR	NR
Consumer Confidence Report					136	136

* Monitoring violations are presented together in the report and may include violations for several rules. Possible overcounting of violating systems.

Total Number of Regulated Systems	1,463
Total Number of Systems in Violation	222†
Total Number of Violations	242

† State did not submit the information, so the information was generated from SDWIS/FED.

Where to Obtain the 2001 Annual State Public Water Systems Report

Mississippi's State Report is available by accessing the state's web site or by contacting:

Melissa Parker
Mississippi State Department of Health

Web Site: www.msdh.state.ms.us

State of Missouri 2001 PWS Compliance Report

Violations for 2001

Violations Category	MCL		Treatment Technique		Significant Monitoring	
	Violations	Systems in Violation	Violations	Systems in Violation	Violations	Systems in Violation
Chemical Contaminant Group	18	11			109	47
Total Coliform Rule	745	467			983	562
Surface Water Treatment Rule			16	10	0	0
Lead and Copper Rule			0	0	21	20
Consumer Confidence Report					128	128

Total Number of Regulated Systems	2,759
Total Number of Systems in Violation	1,005†
Total Number of Violations	2,020

† State did not submit the information, so the information was generated from SDWIS/FED.

Where to Obtain the 2001 Annual State Public Water Systems Report

Missouri's State Report is available by accessing the state's web site or by contacting:

Missouri Department of Natural Resources
 Public Drinking Water Program
 P.O. Box 176
 Jefferson City, MO 65102

Web Site: <http://www.dnr.state.mo.us/wpscd/pdwp>

Telephone: (800) 361-4827 or (573) 751-5331

State of Montana 2001 PWS Compliance Report

Violations for 2001

Violations Category	MCL		Treatment Technique		Significant Monitoring	
	Violations	Systems in Violation	Violations	Systems in Violation	Violations	Systems in Violation
Chemical Contaminant Group	3	2			948	852
Total Coliform Rule	181	150			1,101	557
Surface Water Treatment Rule			21	8	133	19
Lead and Copper Rule			25	25	294	159
Consumer Confidence Report					18	18

Total Number of Regulated Systems	2,017
Total Number of Systems in Violation	699†
Total Number of Violations	2,724

† State did not submit the information, so the information was generated from SDWIS/FED.

Where to Obtain the 2001 Annual State Public Water Systems Report

Montana's State Report is available by contacting:

Public Water Supply Section
 Community Services Bureau
 Permitting & Compliance Division
 Montana Department of Environmental Quality
 P.O. Box 200901
 Helena, MT 59620-0901
 Telephone: (406) 444-4400

State of Nebraska 2001 PWS Compliance Report

Violations for 2001

Violations Category	MCL		Treatment Technique		Significant Monitoring	
	Violations	Systems in Violation	Violations	Systems in Violation	Violations	Systems in Violation
Chemical Contaminant Group	18	19*			24	24
Total Coliform Rule	320	237**			180	152
Surface Water Treatment Rule			1	1	0	0
Lead and Copper Rule			0	0	0	0
Consumer Confidence Report					20	19

* Number of systems in violation exceeds the number of violations.

** Possible overcounting of violating systems.

Total Number of Regulated Systems	1,330
Total Number of Systems in Violation	385†
Total Number of Violations	563

† State did not submit the information, so the information was generated from SDWIS/FED.

Where to Obtain the 2001 Annual State Public Water Systems Report

Nebraska's State Report is available by accessing the state's web site or by contacting:

Nebraska Department of Health and Human Services
 Regulation and Licensure
 301 Centennial Mall South
 Lincoln, NE 68509

Web Site: <http://www.hhs.state.ne.us/enh/pwsindex.htm>

Telephone: (402) 471-2541

State of Nevada 2001 PWS Compliance Report

Violations for 2001

Violations Category	MCL		Treatment Technique		Significant Monitoring	
	Violations	Systems in Violation	Violations	Systems in Violation	Violations	Systems in Violation
Chemical Contaminant Group	NR	NR			NR	NR
Total Coliform Rule	NR	NR			NR	NR
Surface Water Treatment Rule			NR	NR	NR	NR
Lead and Copper Rule			NR	NR	NR	NR
Consumer Confidence Report					NR	NR

Total Number of Regulated Systems	618
Total Number of Systems in Violation	260
Total Number of Violations	1,042

Where to Obtain the 2001 Annual State Public Water Systems Report

Nevada's State report is available by contacting:

Bureau of Health Protection Services
 1179 Fairview Drive
 Suite 101
 Carson City, NV 89701-5405

Telephone: (775) 687-6615 ext. 221

Nevada's State Report is also available for viewing at the Nevada Public Libraries in each county.

State of New Hampshire 2001 PWS Compliance Report

Violations for 2001

Violations Category	MCL		Treatment Technique		Significant Monitoring	
	Violations	Systems in Violation	Violations	Systems in Violation	Violations	Systems in Violation
Chemical Contaminant Group	3	3			414	60
Total Coliform Rule	192	147			209	175
Surface Water Treatment Rule			3	2	5	2
Lead and Copper Rule			15	15	55	54
Consumer Confidence Report					46	36

Total Number of Regulated Systems	2,201
Total Number of Systems in Violation	351†
Total Number of Violations	942

† State did not submit the information, so the information was generated from SDWIS/FED.

Where to Obtain the 2001 Annual State Public Water Systems Report

New Hampshire's State Report is available by accessing the state's web site or by contacting:

New Hampshire Department of Environmental Services
 Water Division, Water Supply Engineering Bureau
 6 Hazen Drive
 P.O. Box 95
 Concord, NH 03301

Web Site: <http://www.des.state.nh.us/wseb>

Attention: Laurie Cullerot

Telephone: (603) 271-2954

E-mail: lcullerot@des.state.nh.us

State of New Jersey 2001 PWS Compliance Report

Violations for 2001

Violations Category	MCL		Treatment Technique		Significant Monitoring	
	Violations	Systems in Violation	Violations	Systems in Violation	Violations	Systems in Violation
Chemical Contaminant Group	52	39*			7,546	438*
Total Coliform Rule	270	198			692	477
Surface Water Treatment Rule			1	1	10	4
Lead and Copper Rule			0	0	4	2
Consumer Confidence Report					2	2

* Possible overcounting of violating systems.

Total Number of Regulated Systems	4,186
Total Number of Systems in Violation	852†
Total Number of Violations	8,577

† State did not submit the information, so the information was generated from SDWIS/FED.

Where to Obtain the 2001 Annual State Public Water Systems Report

New Jersey's State Report is available by accessing the state's web site.

Web Site: <http://www.state.nj.us/dep/watersupply/violations2001.doc>

New Jersey's State Report is also available at libraries and county and local health offices.

State of New Mexico 2001 PWS Compliance Report

Violations for 2001

Violations Category	MCL		Treatment Technique		Significant Monitoring	
	Violations	Systems in Violation	Violations	Systems in Violation	Violations	Systems in Violation
Chemical Contaminant Group	26	17*			16	16*
Total Coliform Rule	132	108*			252**	142**
Surface Water Treatment Rule			1	1	21	4
Lead and Copper Rule			0	0	0	0
Consumer Confidence Report					NR	NR

* Possible overcounting of violating systems.

** The state report gives different counts in the text of the report and in the accompanying tables. Counts from the text of the report are shown here.

Total Number of Regulated Systems	1,246†
Total Number of Systems in Violation	424†
Total Number of Violations	448

† State did not submit the information, so the information was generated from SDWIS/FED.

Where to Obtain the 2001 Annual State Public Water Systems Report

New Mexico's State Report is available by contacting:

Drinking Water Bureau
 New Mexico Environment Department
 525 Camino de los Marquez
 Santa Fe, NM 87501

State of New York 2001 PWS Compliance Report

Violations for 2001

Violations Category	MCL		Treatment Technique		Significant Monitoring	
	Violations	Systems in Violation	Violations	Systems in Violation	Violations	Systems in Violation
Chemical Contaminant Group	21	18			2,241	2,139
Total Coliform Rule	267	243			2,248	1,555
Surface Water Treatment Rule			45	28	19	17
Lead and Copper Rule			1	1	42	39
Consumer Confidence Report					421*	421*

* Possible overcounting of violations and violating systems.

Total Number of Regulated Systems	10,186
Total Number of Systems in Violation	960†
Total Number of Violations	5,305

† State did not submit the information, so the information was generated from SDWIS/FED.

Where to Obtain the 2001 Annual State Public Water Systems Report

New York's State report is available by accessing the state's web site or by contacting:

New York State Department of Health

Telephone: (in state) (800) 458-1158 ext. 27650

Telephone: (out of state) (518) 402-7650

E-mail: bpwsp@health.state.ny.us.

Web Site: <http://www.health.state.ny.us/nysdoh/search/index.htm>, search on "2001 Annual Report"

New York's State Report is also available through any of the local health departments.

State of North Carolina 2001 PWS Compliance Report

Violations for 2001

Violations Category	MCL		Treatment Technique		Significant Monitoring	
	Violations	Systems in Violation	Violations	Systems in Violation	Violations	Systems in Violation
Chemical Contaminant Group	101	70			2,743	2,391
Total Coliform Rule	370	286			5,843	2,839
Surface Water Treatment Rule			3	2	0	0
Lead and Copper Rule			9	9	133	123
Consumer Confidence Report					446	446

Total Number of Regulated Systems	7,829
Total Number of Systems in Violation	4,242
Total Number of Violations	10,527

* Total violations in the report (10,527) differs from the calculated total (9,648).

Where to Obtain the 2001 Annual State Public Water Systems Report

North Carolina's State report is available by contacting:

North Carolina Public Water Supply Section

Telephone: (919) 715-3243

State of North Dakota 2001 PWS Compliance Report

Violations for 2001

Violations Category	MCL		Treatment Technique		Significant Monitoring	
	Violations	Systems in Violation	Violations	Systems in Violation	Violations	Systems in Violation
Chemical Contaminant Group	0	0			68	6*
Total Coliform Rule	44	29			85	66
Surface Water Treatment Rule			1	1	0	0
Lead and Copper Rule			0	0	3	3
Consumer Confidence Report			0	0		

* Possible overcounting of violating systems.

Total Number of Regulated Systems	546
Total Number of Systems in Violation	107
Total Number of Violations	202**

** Total violations in the report (202) differs from the calculated total (201).

Where to Obtain the 2001 Annual State Public Water Systems Report

North Dakota's State Report is available by contacting:

North Dakota Department of Health
 Division of Municipal Facilities
 P.O. Box 5520
 1200 Missouri Avenue
 Bismarck, ND 58506-5520

Attention: LeeAnn Tillotson

Telephone: (701) 328-5293

Fax: (701) 328-5200

E-mail: ltillots@state.nd.us

Northern Mariana Islands 2001 PWS Compliance Report

Violations for 2001

Violations Category	MCL		Treatment Technique		Significant Monitoring	
	Violations	Systems in Violation	Violations	Systems in Violation	Violations	Systems in Violation
Chemical Contaminant Group	0	0			0	0
Total Coliform Rule	0	0			0	0
Surface Water Treatment Rule			0	0	0	0
Lead and Copper Rule			0	0	0	0
Consumer Confidence Report					0	0

Total Number of Regulated Systems	130
Total Number of Systems in Violation	NR
Total Number of Violations	0

Where to Obtain the 2001 Annual State Public Water Systems Report

Northern Mariana Islands did not publish an Annual Report. EPA generated data from SDWIS/FED.

State of Ohio 2001 PWS Compliance Report

Violations for 2001

Violations Category	MCL		Treatment Technique		Significant Monitoring	
	Violations	Systems in Violation	Violations	Systems in Violation	Violations	Systems in Violation
Chemical Contaminant Group	31	18			2,306	732
Total Coliform Rule	892	620			2,043	1,282
Surface Water Treatment Rule			444	69	1	1
Lead and Copper Rule			0	0	127	127
Consumer Confidence Report					206	206

Total Number of Regulated Systems	5,718
Total Number of Systems in Violation	2,106
Total Number of Violations	6,050

Where to Obtain the 2001 Annual State Public Water Systems Report

Ohio's State Report is available by accessing the state's web site or by contacting:

PWS Annual Compliance Report

Ohio EPA — DDAGW

P.O. Box 1049

Columbus, OH 43216-1049

Telephone: (614) 644-2752

Web Site: <http://www.epa.state.oh.us/ddagw/annualreports.html>

State of Oklahoma 2001 PWS Compliance Report

Violations for 2001

Violations Category	MCL		Treatment Technique		Significant Monitoring	
	Violations	Systems in Violation	Violations	Systems in Violation	Violations	Systems in Violation
Chemical Contaminant Group	69	37*			309	238*
Total Coliform Rule	46	41*			124	55*
Surface Water Treatment Rule			46	20	6	2
Lead and Copper Rule			19	18*	63	63*
Consumer Confidence Report					28	28

* Possible overcounting of violating systems.

Total Number of Regulated Systems	1,701
Total Number of Systems in Violation	467†
Total Number of Violations	710

† State did not submit the information, so the information was generated from SDWIS/FED.

Where to Obtain the 2001 Annual State Public Water Systems Report

Oklahoma's State report is available by accessing the state's web site or by contacting:

Department of Environmental Quality
 Water Quality Division, 8th Floor
 707 N. Robinson
 Oklahoma City, OK 73101-1677

Department of Environmental Quality
 Water Quality Division
 P.O. Box 1677
 Oklahoma City, Oklahoma 73101-1677

Web Site: <http://www.deq.state.ok.us/WQDnew/pws/index.html>

State of Oregon 2001 PWS Compliance Report

Violations for 2001

Violations Category	MCL		Treatment Technique		Significant Monitoring	
	Violations	Systems in Violation	Violations	Systems in Violation	Violations	Systems in Violation
Chemical Contaminant Group	3	3			6,783	773
Total Coliform Rule	174	151			1,408	853
Surface Water Treatment Rule			57*	34**	108	61
Lead and Copper Rule			111*	111**	45	45
Consumer Confidence Report					191	191

* The state report gives different counts in the text of the report and in the summary table. Counts from the text of the report are shown here.

** Possible overcounting of violating systems, and the state report gives different counts in the text of the report and in the summary table. Counts from the text of the report are shown here.

Total Number of Regulated Systems	2,756
Total Number of Systems in Violation	1,496
Total Number of Violations	8,880

Where to Obtain the 2001 Annual State Public Water Systems Report

Oregon's State Report is available by accessing the state's web site or by contacting:

Web Site: <http://www.ohd.hr.state.or.us/dwp/welcome.htm>

Oregon's State report will also be published in the newsletter "The Pipeline."

State of Pennsylvania 2001 PWS Compliance Report

Violations for 2001

Violations Category	MCL		Treatment Technique		Significant Monitoring	
	Violations	Systems in Violation	Violations	Systems in Violation	Violations	Systems in Violation
Chemical Contaminant Group	142	93			4,346	547
Total Coliform Rule	345	264			1,744	1,105
Surface Water Treatment Rule			69	15	438	94
Lead and Copper Rule			10	10	133	125
Consumer Confidence Report					NR*	NR*

* Pennsylvania regulations do not yet require Consumer Confidence Reports.

Total Number of Regulated Systems	10,208
Total Number of Systems in Violation	1,818
Total Number of Violations	7,227

Where to Obtain the 2001 Annual State Public Water Systems Report

Pennsylvania's State Report is available by accessing the state's web site or by contacting:

Department of Environmental Protection
 Bureau of Water Supply and Wastewater Management
 P.O. Box 8467, 11th Floor RCSOB
 Harrisburg, PA 17105-8467

Telephone: (717) 787-5017

Web Site: <http://www.dep.state.pa.us>

Puerto Rico 2001 PWS Compliance Report

Violations for 2001

Violations Category	MCL		Treatment Technique		Significant Monitoring	
	Violations	Systems in Violation	Violations	Systems in Violation	Violations	Systems in Violation
Chemical Contaminant Group	5	4*			858	NR
Total Coliform Rule	888	373*			1,228	229
Surface Water Treatment Rule			360	179*	1,268	137*
Lead and Copper Rule			0	0	29	22*
Consumer Confidence Report					NR	NR

* Possible overcounting of violating systems.

Total Number of Regulated Systems	496
Total Number of Systems in Violation	423†
Total Number of Violations	4,636

† State did not submit the information, so the information was generated from SDWIS/FED.

Where to Obtain the 2001 Annual State Public Water Systems Report

Puerto Rico's Report is available by contacting:

Department of Health
 Public Water Supply Supervision Program
 Ponce de León Avenue, #431 Nacional Plaza
 9th Floor, Suite 903
 Hato Rey, PR 00917

Department of Health
 Public Water Supply Supervision Program
 P.O. Box 70184
 Rio Piedras, PR 00936

Telephone: (787) 777-0150/0151

State of Rhode Island 2001 PWS Compliance Report

Violations for 2001

Violations Category	MCL		Treatment Technique		Significant Monitoring	
	Violations	Systems in Violation	Violations	Systems in Violation	Violations	Systems in Violation
Chemical Contaminant Group	2	2			0	0
Total Coliform Rule	24	22			0	0
Surface Water Treatment Rule			0	0	0	0
Lead and Copper Rule			0	0	1	1
Consumer Confidence Report					0	0

Total Number of Regulated Systems	475
Total Number of Systems in Violation	25
Total Number of Violations	27

Where to Obtain the 2001 Annual State Public Water Systems Report

Rhode Island's State Report is available by accessing the state's web site or by contacting:

Office of Drinking Water Quality

Web Site: <http://www.health.state.ri.us>

Telephone: (401) 222-6867

Fax: (401) 222-6953

State of South Carolina 2001 PWS Compliance Report

Violations for 2001

Violations Category	MCL		Treatment Technique		Significant Monitoring	
	Violations	Systems in Violation	Violations	Systems in Violation	Violations	Systems in Violation
Chemical Contaminant Group	47	15			4,415	93
Total Coliform Rule	94	69			110	65
Surface Water Treatment Rule			1	1	0	0
Lead and Copper Rule			17	14	80	80
Consumer Confidence Report					31	31

Total Number of Regulated Systems	1,551
Total Number of Systems in Violation	279
Total Number of Violations	4,795

Where to Obtain the 2001 Annual State Public Water Systems Report

South Carolina's State Report is available by accessing the state's web site or by contacting:

SCDHEC's Bureau of Water
 2600 Bull Street
 Columbia, SC 29201

Attention: Bruce Bleau

Web Site: <http://www.scdhec.net/water>

Telephone: (803) 898-4154

Fax: (803) 898-3795

E-mail: bleaubp@dhec.state.sc.us

State of South Dakota 2001 PWS Compliance Report

Violations for 2001

Violations Category	MCL		Treatment Technique		Significant Monitoring	
	Violations	Systems in Violation	Violations	Systems in Violation	Violations	Systems in Violation
Chemical Contaminant Group	16	10*			314	42*
Total Coliform Rule	60	41			132	95
Surface Water Treatment Rule			11	3	0	0
Lead and Copper Rule			1	1	66	48
Consumer Confidence Report					56	51

* Possibly overcounts violating systems.

Total Number of Regulated Systems	707
Total Number of Systems in Violation	213†
Total Number of Violations	656

† State did not submit the information, so the information was generated from SDWIS/FED.

Where to Obtain the 2001 Annual State Public Water Systems Report

South Dakota's State Report is available by accessing the state's web site.

Web Site: <http://www.state.sd.us/denr/des/drinking/annual.htm>

State of Tennessee 2001 PWS Compliance Report

Violations for 2001

Violations Category	MCL		Treatment Technique		Significant Monitoring	
	Violations	Systems in Violation	Violations	Systems in Violation	Violations	Systems in Violation
Chemical Contaminant Group	1	1			272	34*
Total Coliform Rule	56	47			243	178
Surface Water Treatment Rule			178	49	22	14
Lead and Copper Rule			NR	NR	2	1
Consumer Confidence Report					18	18

* Possible overcounting of violating systems.

Total Number of Regulated Systems	1,123
Total Number of Systems in Violation	247†
Total Number of Violations	792

† State did not submit the information, so the information was generated from SDWIS/FED.

Where to Obtain the 2001 Annual State Public Water Systems Report

Tennessee's State Report is available by contacting:

Division of Water Supply — Central Office
 401 Church Street
 6th Floor, L&C Tower
 Nashville, TN 37243-1549

Web Site: <http://www.state.tn.us/environment/dws/index.html>

Telephone: (615) 532-0191

Regional Environmental Assistance Centers (EAC)—Division of Water Supply
 1-888-891-8332

Chattanooga EAC
 Division of Water Supply
 Suite 550 — State Office Building
 540 McCallie Avenue
 Chattanooga, TN 37402-2013
 1-888-891-8332

Columbia EAC
 Division of Water Supply
 2484 Park Plus Drive
 Columbia, TN 38401
 1-888-891-8332

Cookeville EAC
 Division of Water Supply
 121 South Willow
 Cookeville, TN 38502
 1-888-891-8332

Johnson City EAC
 Division of Water Supply
 2305 Silverdale Road
 Johnson City, TN 37601-2162
 1-888-891-8332

Knoxville EAC
 Division of Water Supply
 Suite 220 — State Plaza
 2700 Middlebrook Pike
 Knoxville, TN 37219
 1-888-891-8332

Nashville EAC
 Division of Water Supply
 711 R. S. Gass Boulevard
 Nashville, TN 37216
 1-888-891-8332

Jackson EAC
 Division of Water Supply
 362 Carriage House Drive
 Jackson, TN 38305-2222
 1-888-891-8332

State of Texas 2001 PWS Compliance Report

Violations for 2001

Violations Category	MCL		Treatment Technique		Significant Monitoring	
	Violations	Systems in Violation	Violations	Systems in Violation	Violations	Systems in Violation
Chemical Contaminant Group	60	49			N/A*	N/A*
Total Coliform Rule	96	90			300	297
Surface Water Treatment Rule			34	22	551	59
Lead and Copper Rule			16	14	68	68
Consumer Confidence Report					545	154

* The Texas Natural Resource Conservation Commission conducts Chemical Contaminant Group monitoring for all systems.

Total Number of Regulated Systems	6,672
Total Number of Systems in Violation	761
Total Number of Violations	1,734**

** Total violations in the report (1,734) differs from the calculated total (1,670).

Where to Obtain the 2001 Annual State Public Water Systems Report

Texas' State report is available by contacting:

Buck Henderson
 Public Drinking Water Section (MC155)
 Texas Natural Resources Conservation Commission
 Telephone: (512) 239-0990

State of Utah 2001 PWS Compliance Report

Violations for 2001

Violations Category	MCL		Treatment Technique		Significant Monitoring	
	Violations	Systems in Violation	Violations	Systems in Violation	Violations	Systems in Violation
Chemical Contaminant Group	22	19*			9,520	587*
Total Coliform Rule	103	87			286	199
Surface Water Treatment Rule			16	14	47	10
Lead and Copper Rule			0	0	21	21
Consumer Confidence Report					NR	NR

* Possible overcounting of violating systems.

Total Number of Regulated Systems	892†
Total Number of Systems in Violation	286†
Total Number of Violations	10,015

† State did not submit the information, so the information was generated from SDWIS/FED.

Where to Obtain the 2001 Annual State Public Water Systems Report

Utah's State report is available by contacting:

Ken Bousfield

E-mail: KBOUSFIE@deq.state.ut.us

State of Vermont 2001 PWS Compliance Report

Violations for 2001

Violations Category	MCL		Treatment Technique		Significant Monitoring	
	Violations	Systems in Violation	Violations	Systems in Violation	Violations	Systems in Violation
Chemical Contaminant Group	0	0			499	481*
Total Coliform Rule	108	87			283	255
Surface Water Treatment Rule			0	0	20	7
Lead and Copper Rule			0	0	13	13
Consumer Confidence Report					27	27

* Possible overcounting of violating systems.

Total Number of Regulated Systems	1,365
Total Number of Systems in Violation	322†
Total Number of Violations	950

† State did not submit the information, so the information was generated from SDWIS/FED.

Where to Obtain the 2001 Annual State Public Water Systems Report

Vermont's State Report is available by accessing the state's web site or by contacting:

Vermont Department of Environmental Conservation
 Vermont Water Supply Division
 103 South Main Street
 Waterbury, VT 05671-0403

Telephone: (in state) (800) 823-6500
 Telephone: (out of state) (802) 241-3400

Web Site: <http://www.anr.state.vt.us/dec/water1.htm>

Virgin Islands 2001 PWS Compliance Report

Violations for 2001

Violations Category	MCL		Treatment Technique		Significant Monitoring	
	Violations	Systems in Violation	Violations	Systems in Violation	Violations	Systems in Violation
Chemical Contaminant Group	0	0			0	0
Total Coliform Rule	43	31			0	0
Surface Water Treatment Rule			0	0	0	0
Lead and Copper Rule			0	0	5	5
Consumer Confidence Report					53	53

Total Number of Regulated Systems	413
Total Number of Systems in Violation	87
Total Number of Violations	101

Where to Obtain the 2001 Annual State Public Water Systems Report

Virgin Islands did not publish an Annual Report. EPA generated data from SDWIS/FED.

State of Virginia 2001 PWS Compliance Report

Violations for 2001

Violations Category	MCL		Treatment Technique		Significant Monitoring	
	Violations	Systems in Violation	Violations	Systems in Violation	Violations	Systems in Violation
Chemical Contaminant Group	63	61*			40	35*
Total Coliform Rule	210	153			374	241
Surface Water Treatment Rule			102	12	3	1
Lead and Copper Rule			108	94	246	207
Consumer Confidence Report					66	56

* Possible overcounting of violating systems.

Total Number of Regulated Systems	3,696
Total Number of Systems in Violation	346
Total Number of Violations	1,212

Where to Obtain the 2001 Annual State Public Water Systems Report

Virginia's State Report is available by accessing the state's web site or by contacting:

Office of Water Programs
 Abingdon Field Office — Field 1
 East Main Street
 Abingdon, VA 24210

Attention: Robert B. Taylor, Director
 Telephone: (804) 786-1767

Web Site: <http://www.vdh.state.va.us>

Telephone: (540) 676-5650

E-mail: RPayne.VDH.STATE.VA.US

State of Washington 2001 PWS Compliance Report

Violations for 2001

Violations Category	MCL		Treatment Technique		Significant Monitoring	
	Violations	Systems in Violation	Violations	Systems in Violation	Violations	Systems in Violation
Chemical Contaminant Group	0	0			0	0
Total Coliform Rule	519	380			1,208	745
Surface Water Treatment Rule			92	38	66	17
Lead and Copper Rule			17	17	635	634
Consumer Confidence Report					366	234

Total Number of Regulated Systems	4,240
Total Number of Systems in Violation	1,622
Total Number of Violations	2,903*

* Total violations in the report (3,746) differs from the calculated total (2,903).

Where to Obtain the 2001 Annual State Public Water Systems Report

Washington's State report is available by accessing the state's web site or by contacting:

Department of Health
 Division of Drinking Water
 P.O. Box 47822
 Olympia, Washington 98504-7822

Web Site: <http://www.doh.wa.gov/ehp/dw/enforcement/enflink2.htm>

State of West Virginia 2001 PWS Compliance Report

Violations for 2001

Violations Category	MCL		Treatment Technique		Significant Monitoring	
	Violations	Systems in Violation	Violations	Systems in Violation	Violations	Systems in Violation
Chemical Contaminant Group	1	1			1,357	22
Total Coliform Rule	38	30*			867	417
Surface Water Treatment Rule			5	5*	21	10
Lead and Copper Rule			11	11	259	197
Consumer Confidence Report					152	117*

* Possible overcounting of violating systems.

Total Number of Regulated Systems	1,346†
Total Number of Systems in Violation	616
Total Number of Violations	2,711

† State did not submit the information, so the information was generated from SDWIS/FED.

Where to Obtain the 2001 Annual State Public Water Systems Report

West Virginia's State Report is available by accessing the state's web site or by contacting the EPA's Safe Drinking Water Hotline.

Web Site: <http://www.wvdhhr.org/oehs/eed/reports.htm>

Telephone: Hotline (800) 426-4791

State of Wisconsin 2001 PWS Compliance Report

Violations for 2001

Violations Category	MCL		Treatment Technique		Significant Monitoring	
	Violations	Systems in Violation	Violations	Systems in Violation	Violations	Systems in Violation
Chemical Contaminant Group	43	39			10,351	1,912
Total Coliform Rule	587	494*			1,498	1,274
Surface Water Treatment Rule			0	0	0	0
Lead and Copper Rule			8	8	300	140
Consumer Confidence Report					180	180

* The state report gives different counts in the text of the report and in the accompanying tables. Counts from the text of the report are shown.

Total Number of Regulated Systems	11,589
Total Number of Systems in Violation	3,727**
Total Number of Violations	12,977

** Possible overcounting of violating systems.

Where to Obtain the 2001 Annual State Public Water Systems Report

Wisconsin's State Report is available by contacting:

Bureau of Drinking Water and Groundwater
 State of Wisconsin Department of Natural Resources
 P.O. Box 7921
 Madison, WI 53707

Telephone: (608) 266-6669

State of Wyoming 2001 PWS Compliance Report

Violations for 2001

Violations Category	MCL		Treatment Technique		Significant Monitoring	
	Violations	Systems in Violation	Violations	Systems in Violation	Violations	Systems in Violation
Chemical Contaminant Group	3	3*			75**	75*
Total Coliform Rule	43	40*			168	109
Surface Water Treatment Rule			7	5	4	4
Lead and Copper Rule			NR	NR	28	28*
Consumer Confidence Report			5	5		

* Possible overcounting of violating systems.

** Violations may be undercounted.

Total Number of Regulated Systems	742
Total Number of Systems in Violation	165†
Total Number of Violations	333

† State did not submit the information, so the information was generated from SDWIS/FED.

Where to Obtain the 2001 Annual State Public Water Systems Report

Wyoming's State report is available by contacting:

EPA's Region 8 Environmental Information Services Center

Telephone: (303) 312-6312 or (800) 227-8917

E-mail: r8eisc@epa.gov

Appendix C

Map of Indian Lands

