



Protect Yourself from Pesticides— Guide for Agricultural Workers

Tiv thaiv koj tus kheej ntawm cov Tshuaj Tua Kab (Pesticides) Lus Qhuab Qhia Rau Cov Neeg ua Teb



The Environmental Protection Agency revised the Worker Protection Standard for agricultural pesticides in August 1992. The revised Worker Protection Standard requires that agricultural workers be given training in basic pesticide safety.

Protect Yourself from Pesticides: Guide for Agricultural Workers was developed by the Environmental Protection Agency; it presents all of the information required for training under the Worker Protection Standard. Some States and Tribes have additional requirements for pesticide enforcement in your area to obtain information needed to comply with all State or Tribal training requirements.

There are other materials about the Worker Protection Standard that are being developed by the RPA. They include a safety poster, a handbook on pesticide safety for pesticide handlers, and a manual for agricultural employers. For more information about safety training and about the revised Worker Protection Standard, contact

Occupational Safety Branch (H7506C)

Office of Pesticide Programs
U.S. Environmental Protection Agency
401 M Street, S.W.
Washington, D.C. 20460
(703) 305-7666

Lub Hoobkas Tiv Thaiv Daim Av (Environmental Protection Agency) tau kho Txoj Cai los Tiv Thaiv Cov Neeg ua Haujlwm (Worker Protection Standard) rau cov tshuaj tua kab rau lub Yim Hli Ntuj Xyoo 1992. Txoj Cai kho tshiab los Tiv Thaiv Cov Neeg ua Haujlwm khoo kom cov neeg ua teb yuav tsum muaj kev kawm txog cov tshuaj tua kab no.

Tiv Thaiv Koj Tus Kheej Ntawm Cov Tshuaj Tua Kab: Lus Qhuab Qhia Rau Cov Neeg ua Teb yog tsim los ntawm lub Hoobkas Environmental Protection Agency; nws muaj tag nrho cov lus qhia hais txog kev kawm raws li Txoj Cai los Tiv Thaiv Cov Neeg ua Haujlwm. Ib co Xeev thiab Tribes muaj cai khoo ntxiv rau txoj kev siv cov tshuaj tua kab nyob rau thaj tsam koj nyob yog tias koj xav tau lus qhia ntxiv kom thiaj li paub ua kom raws cai li tag nrho cov Xeev lossis Tribal cov kev kawm.


Muaj lwm yam lus qhia txog Txoj Cai los Tiv Thaiv Cov Neeg ua Haujlwm uas tseem tab tom tsim los ntawm RPA. Cov no muaj nrog rau ib daim ntawv loj dav uas qhia txog kev tiv thaiv kom txhob raug mob, ib phau ntawv qhia txog kev tiv thaiv yus tus kheej ntawm cov tshuaj tua kab rau cov neeg siv cov tshuaj no, thiab ib phau ntawv qhuab qhia ua haujlwm rau cov neeg tswv teb. Yog xav paub ntxiv txog kev kawm los tiv thaiv yus tus kheej thiab txog Txoj Cai kho tshiab uas los Tiv Thaiv Cov Neeg ua Haujlwm, tiv tauj

Occupational Safety Branch (H7506C)

Hoobkas Saib Xyuas Kev Kaj Huv
Tim Chaw ua Haujlwm
Office of Pesticide Programs
U.S. Environmental Protection Agency
401 M Street, S.W.
Washington, D.C. 20460
(703) 305-7666

Project Coordinator
Tus Tswj Txoj Haujlwm
John Leahy, EPA

Editing, Design, Illustration
Kho, Tsim, Teeb Duab
Walcoff & Associates



- Pesticides help control pests, but they can also hurt – even kill – people.

Pesticides control pests such as insect and weeds. Pesticides can also hurt—even kill—people. The law helps protect you from pesticide poisoning. You can also help protect yourself.


- Tshuaj tua kab pab tiv thaiv tau kom txhob muaj kab, tiamsis kuj ho ua kom neeg raug mob tau—lossis tuag tau thiab.

Tshuaj tua kab tiv thaiv tau kom txhob muaj kab thiab nroj tsuag. Tshuaj tua kab kuj ua tau neeg rau mob—lossis tuag tau. Txoj cai yuav pab tiv thaiv koj kom txhob raug cov thauj tua kab. Koj kuj ho tiv thaiv koj tus kheej thiab.

■ **Learn how to protect yourself. If you don't understand, ask for help.**

If pesticides are used where you work, your boss must make sure you are trained in pesticide safety.

This book has facts about pesticide safety. If you do not understand this book or your safety training, ask for help.



□ **Kawm kom paub tiv thaiv koj tus kheej. Yog koj tsis to taub, nug kev pab.**

Yog tias lawv siv cov tshuaj tua kab no ntawm koj chaw ua haujlwm, koj tus nai yuav tsum muaj kev qhia kom koj paub kev tiv thaiv koj tus kheej.

Phau ntawv no qhia tseeb txog kev kev tiv thaiv kom txhob raug cov tshuaj tua kab. Yog koj tsis to taub phau ntawv no lossis koj txoj kev kawm txog kev tiv thaiv, nug kev pab.





■ **Wear clothes that cover your skin.**

You should wear clean work clothes each day that will cover your skin:

- Long pants
- A long-sleeved shirt
- Shoes and socks

□ **Hnav cov khaub ncaws uas thav koj daim tawv nqaij.**

Koj yuav tsum hnav cov khaub ncaws ua haujlwm huv huv txhua hnuv kom thav tau koj tej tawv nqaij:


- Ris ntev
- Tsho tes ntev
- Khau thiab thoom thaub


■ At work, look for soap and water.

At work, you must be provided with soap, water, and towels if the areas where you work have had pesticides applied in at least the last 30 days. Pesticides dry on crops as a powder – this powder is the residue. A residue can remain on a crop many days after spraying.

□ Tom chaw ua haujlwm, nrhiav xus-npus thiab dej.

Tom chaw ua haujlwm, lawv yuav tsum muaj xus-npus, dej, thiab phuum yog tias qhov chaw uas koj ua haujlwm twb raug tso cov tshuaj yam tsawg yog 30 hnuv tas los. Cov tshuaj tua kab no txawj qhuav ntawm tej nroj tsuag zoo li ib co hmoov–cov hmoov no yog cov tshuaj uas tsis yaj. Cov tshuaj tsis yaj no nyob ntawm cov nroj tsuag tau ntau hnuv tom qab tsuag tas.





- Wash your hands and face before you eat, drink, smoke, or chew gum or tobacco.

Your hands and face may get pesticides on them.


- Ntxuav koj ob txhais tes thiab ntsej muag ua ntej koj noj mov, haus dej, haus luam yeeb, lossis zom nplooj luam yeeb.

Koj tes thiab ntsej muag tej zaum yuav lo tshuaj tua kab.



■ Wash your hands before using the toilet at work.

□ Ntxuav tes ua ntej koj siv lub viv tom chaw ua haujlwm.





- Stay out of areas where pesticides are being applied. If pesticides drift to where you are working, get out!

It is against the law for anyone to apply pesticides in an area where you are working, or to let pesticides drift onto you.

- Txhob nyob ze tej chaw uas lawv tseem tab tom tsuag tshuaj tua kab. Yog tias cov tshuaj ho ya tuaj rau qhov chaw koj ua haujlwm, ces taw mus xwb!

Nws txhaum txoj cai yog tias muaj leej twg tsuag tshuaj tua kab rau thaj chaw uas koj tseem tab tom ua haujlwm, lossis yog lawv cia cov tshuaj tua kab ya los rau ntawm koj.

■ **If you see this sign, or ones like it, keep out!**

This sign means that; pesticides are in the area. You must have special training and protection to go into the area.

□ **Yog koj pom daim paib no, lossis pom ib co zoo li no, txhob nkag los!**

Daim paib no pes tau tias; muaj cov tshuaj tua kab nyob thaj tsam ntawd. Koj yuav tsum muaj kev kawm zoo lawm thiab muaj dabtsi tiv thaiv koj yog tias koj yuav nkag mus rau thaj chaw ntawd.





- Stay out of areas your boss tells you not to enter...

Even if no sign is posted.

- Tsis txhob nkag mus rau tej qho chaw uas koj tus nai hais kom txhob nkag...

Txawm tias tsis muaj paib tiv ntawd los xij.

■ **Never take pesticides or pesticide containers home from work.**

They are not safe for use around the home.

□ **Tsis txhob nqa cov tshuaj tua kab lossis cov taub rau tshuaj tua kab mus tsev.**


Nws tsis zoo koj los siv rau lub vaj lub tsev.





- **Keep children away from areas where pesticides might be.**

At home, keep pesticides away from children.



- **Tsis txhob pub menyuam yaus nkag mus rau tej qho chaw uas tej zaum yuav muaj tshuaj tua kab.**



Tom tsev, muab cov tshuaj tua kab cia deb ntawm menyuam yaus.

- After work each day, wash your whole body, including your hair.

Use plenty of soap and water. Then put on clean clothes.

- Txhua txhua hnuv uas koj los tsev tom haujlwm los, mus ntxuav tag nrho koj lub cev, nrog rau koj cov plaub hau.

Siv xus-npus thiab dej kom ntau. Ces hnav cov khaub ncaws ntxhua tas lawm xwb.





- **Keep dirty work clothes away from non-work clothes and from the family laundry.**

Pesticides may get on your clothes at work. Wash your work clothes including your cotton gloves before using them again.

- **Muab cov khaub ncaws ua haujlwm cais ntawm cov khaub ncaws tsis-ua-haujlwm thiab ntawm koj tsev neeg cov khaub ncaws tsis tau ntxhua.**

Cov tshuaj tua kab yuav lo tau koj cov khaub ncaws ua haujlwm. Ntxhua tag nrho koj cov khaub ncaws ua haujlwm nrog rau koj cov hnab looj tes ua ntej koj siv dua.

■ Pesticides are applied in different ways:


- Liquid or sprays.
- Powder or granules.
- Gases.

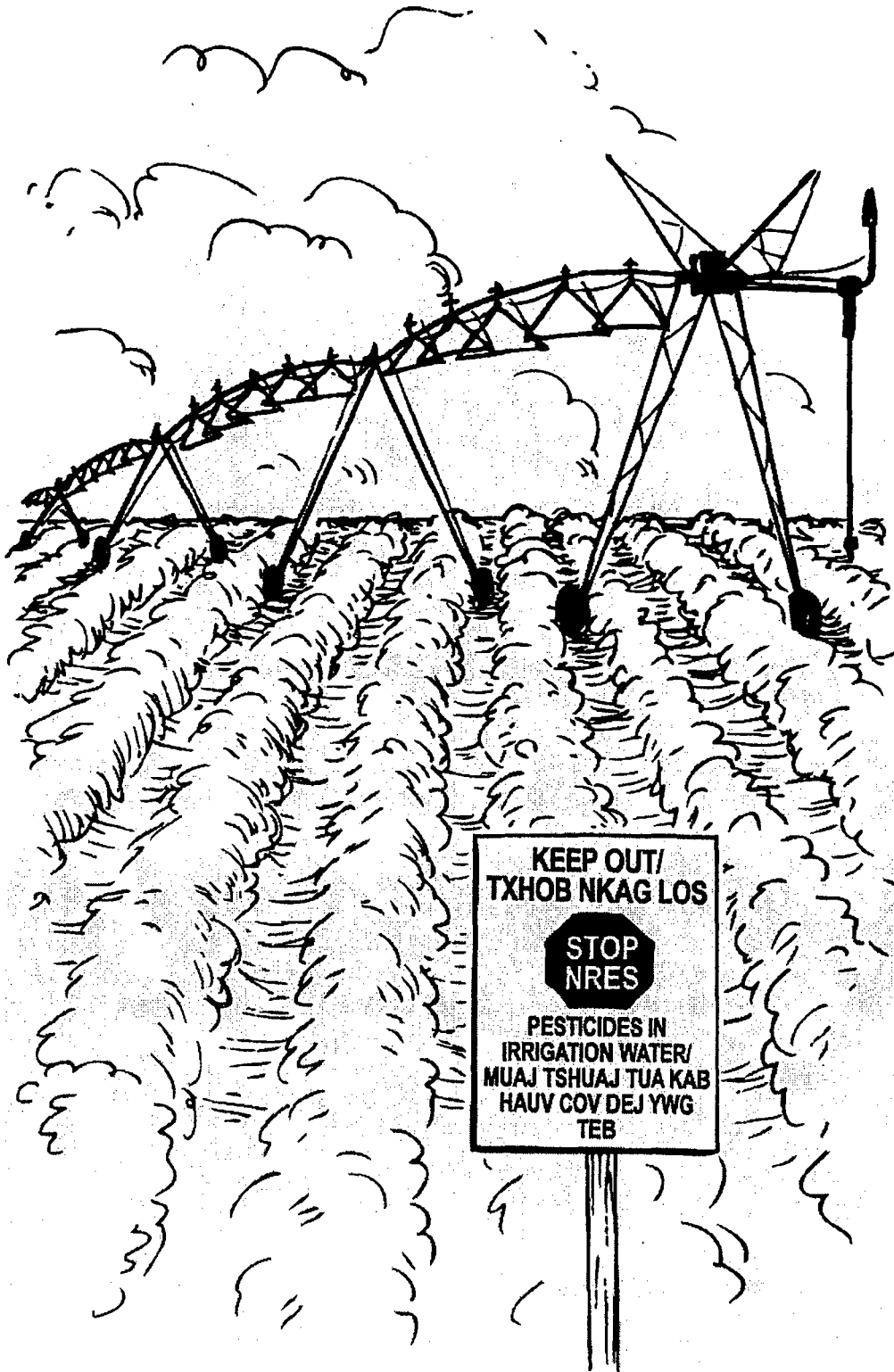
Pesticides may be in many places. Pesticides may be on plants and on the soil. Often you can't tell pesticides are there.

□ Tshuaj Tua Kab siv tau ntau yam:

- Ua kua lossis tshuaj tsuag.
- Ua hmoov lossis lub.
- Ua pa

Tshuaj tua kab nyob ntau qhov chaw. Tshuaj tua kab nyob saum tej nroj tsuag lossis rau hauv av. Feem ntau, koj yeej tsis paub tias cov tshuaj tua kab twb nyob ntawd li.






- Pesticides may be in irrigation water and on irrigation equipment.

- Tshuaj tua kab tej zaum yuav muaj nyob rau cov dej ywg teb thiab cov cuab yeej ua teb.

■ Pesticides may be in storage areas and in places where pesticides are mixed loaded.

□ Tshuaj tua kab tej zaum yuav nyob rau tej qho chaw rau khoom thiab nyob rau tej qho chaw uas muaj tshuaj sib tov.





Move away!

Txav Deb!

■ Sometimes pesticides drift from where they are being applied.

□ Tej zaum cov tshuaj tua kab txawj ya mus rau lwm thaj chaw thiab.

■ Pesticides can hurt you if:

- They get on your skin
- They get in your eyes
- You breathe them
- You swallow them

Workers are hurt most often by getting pesticides on their skin.

□ Tshua tua kab yuav ua koj muaj mob tau yog tias:

- Lo koj daim tawv nqaij
- Nkag tau rau koj qhov muag
- Koj nqus tau lawm
- Yog koj nqos tau lawm

Feem ntau cov neeg ua haujlwm raug mob vim lawv ua cov tshuaj no lo lawv daim tawv nqaij.





- Pesticides may hurt you right away.

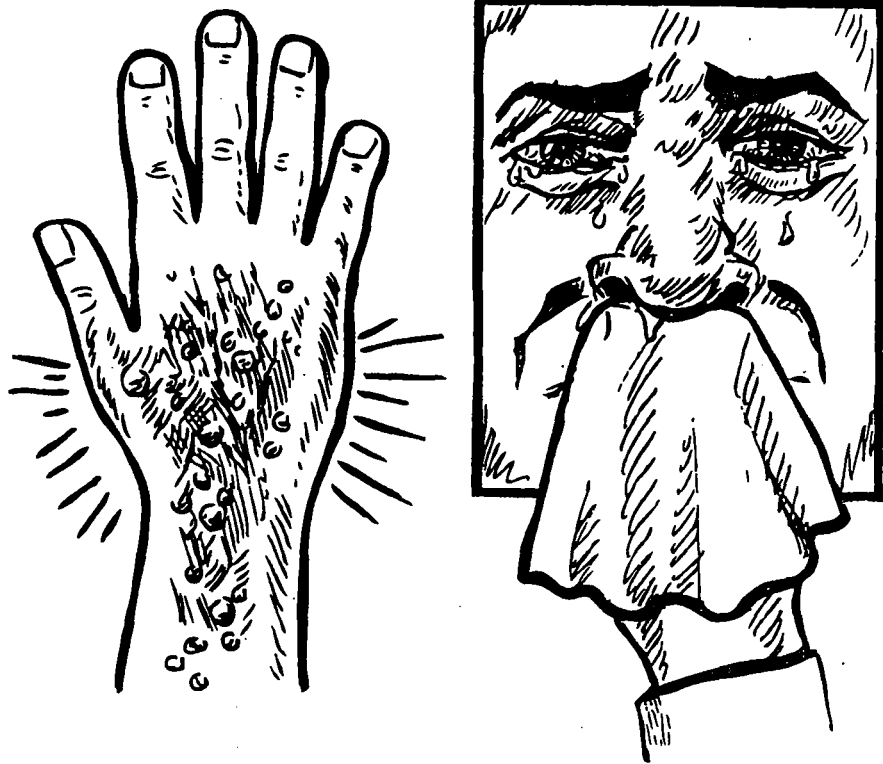
If pesticides get on or in you, they may make you sick right away, or hours later.

- Tshuaj tua kab yuav ua mob rau koj tamsim ntawd.

Yog tias tshuaj tua kab tau lo koj lossis nkag tau rau koj lub cev, tej zaum cov tshuaj yuav ua tau rau koj mob tamsim ntawd, lossis ob peb xuab moos tom qab.

■ Pesticides may cause skin rashes or hurt your nose, throat, or eyes.

□ Tshuaj tua kab ua tau rau koj daim tawv nqaij ua xua lossis ua mob rau koj qhov ntswg, caj pas, lossis qhov muag.



**Throwing up/Ntuav
Tired/Ncees**

Sweaty/Tawm Hws

- Pesticides can make you feel sick in different ways.



**Headache/Mob Taub Hau
Dizziness/Dias Taub Hau**

**Muscle Pains
and cramps/
Mob Nqaij thiab
caws leeg**

- Tshuaj tua kab ua tau rau koj mloog zoo li koj muaj mob ntau yam.

■ Other signs of pesticide poisoning are:

- Drooling
- Trouble breathing
- Very small pupils of your eyes

□ Lwm cov cim uas qhia tau tias raug lom los ntawm cov tshuaj tua kab yog:

- Los qaub ncaug
- Ua tsis taus pa
- Lub ntsiab qhov muag me lawm





■ Pesticides may harm some people more than others.

□ Tshuaj tua kab tej zaum yuav ua tau rau ib txhia neeg mob hnyav dua ib txhia.

■ Getting pesticides on or in you may have effects after months or years have passed.

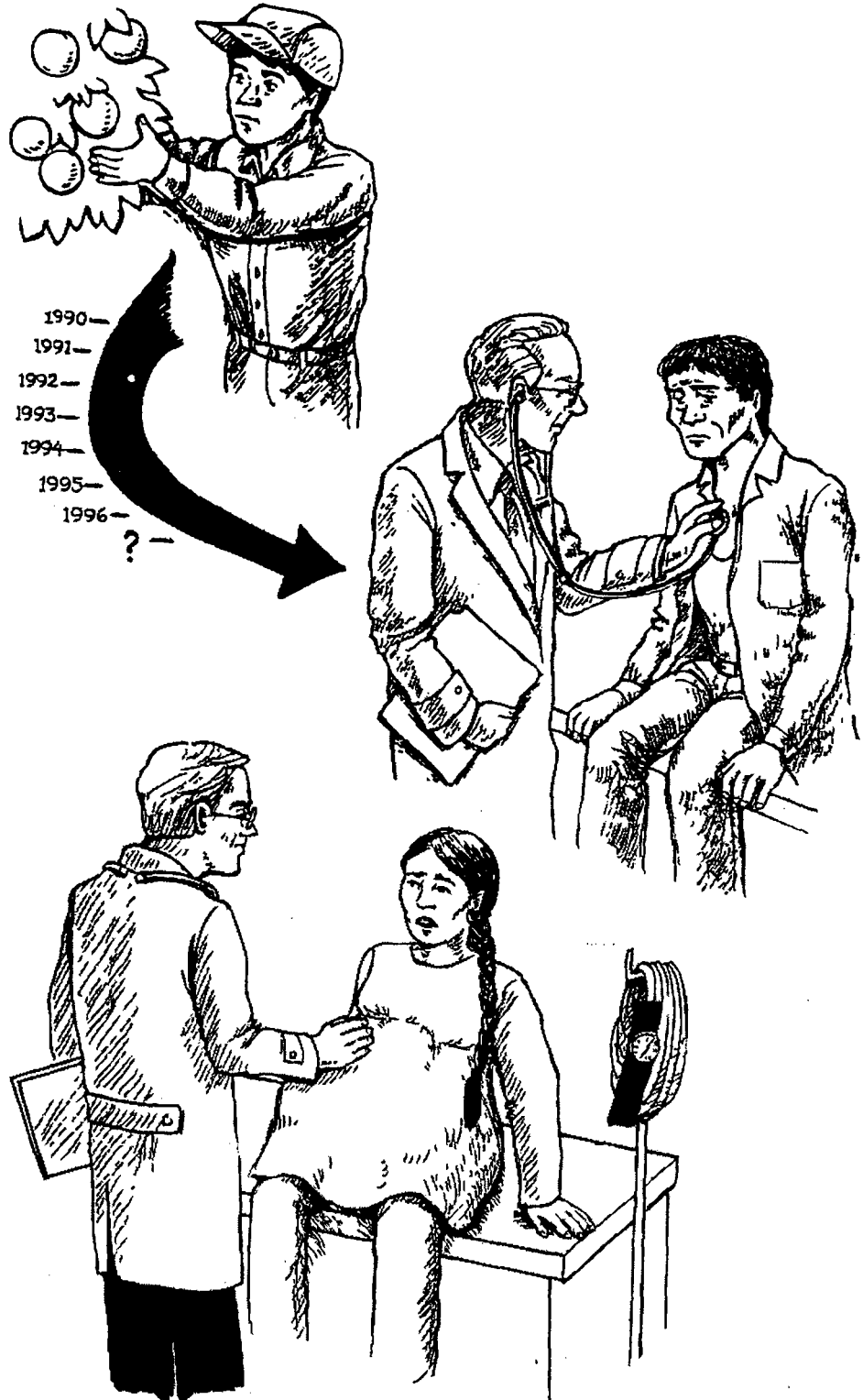
Delayed effects may be cancer, or harm to your kidneys, liver, or nervous system.


Another delayed effect may be birth defects, if pregnant women are exposed to pesticides.

□ Yog tshuaj tua kab lo koj lossis nkag tau rau koj lwm, tej zaum koj mam li hnov mob tom qab tsheej ob peb lub hlis lossis tom qab tsheej xyoo tau dhau lawm.

Cov ua mob ntev ntev tom qab kuj ua tau kheev-xaws, lossis ua mob rau koj lub raum, lub siab, lossis qhov chaw tiv thaiv kab mob.

Lwm yam ua kiaj mob ntev ntev tom qab kuj yog ua rau menyuum hauv plab tsis zoo, yog tias cov poj niam muaj menyuum tau kov cov tshuaj no lawm.





- Medical help is listed on or near a pesticide-safety poster at your work.

Make sure you know where this and the nearest phone are.

- Kev pab kho mob yeej muaj qhia nyob rau lossis ze ib daim ntawv qhia txog kev tiv thaiv kev kaj huv ntawm kev siv tshuaj tua kab tim koj qhov chaw ua haujlwm.

Ua zoo saib kom koj paub tias daim ntawv no thiab lub xov tooj ze tshaj nyob rau qhov twg.

- If you or someone else gets sick while working, tell your boss right away.

Your boss must make sure you get to medical help if you think you've been poisoned at work by pesticides.

- Yog tias koj lossis lwm tus neeg muaj mob thaum tseem tabtom ua haujlwm, qhia koj tus nai tam sim ntawd.

Koj tus nai yuav tsum ua zoo saib kom koj tau kev pab kho mob yog koj xav tias koj raug lom tim chaw ua haujlwm los ntawm cov tshuaj tua kab.





- **Your boss will provide information about the pesticide.**

Your boss must give you or your doctor the name and other information about the pesticide that might have made you sick.

- **Koj tus nai yuav tsum muaj ntawv qhia txhua yam txog cov tshuaj tua kab.**


Koj tus nai yuav tsum muab rau koj lossis koj tus kws kho mob seb lub npe thiab lwm yam lus qhia txog cov tshuaj tua kab no yog dabtsi uas tej zaum yuav ua tau rau koj mob.


■ If pesticide gets on you, get it off right away!

1. Take off clothing that has pesticide on it.
2. Rinse skin right away with water.
3. Wash with soap and water as soon as possible.

□ Yog tias tshuaj tua kab lo koj lawm, muab tshem pov tseg tamsim ntawd!

1. Hle cov khaub ncaws uas muaj tshuaj lo lawm.
2. Muab dej ntxuav koj tej tawv nqaij.
3. Muab xus-npus thiab dej ntxuav kom sai li sai tau.





- If you begin to feel sick or your eyes, skin, or throat hurt, go to a doctor right away.

Your boss must make sure you are taken to a clinic or doctor.


- Yog tias koj mloog zoo li koj yuav muaj mob lossis yog koj qhov muag, tawv nqaj, lossis caj pas mob, mus ntsib kws kho mob tamsim ntawd.

Koj tus nai yuav tsum ua zoo saib kom lawv coj koj mus rau ib lub tsev kuaj mob lossis mus ntsib ib tug kws kho mob.

■ **If you or someone else swallows a pesticide, get medical help right away!**

1. Call a poison control center or a doctor if it's faster. Give the name of the pesticide and the first aid directions from the label.
2. If you can't call for help, or while you wait for help, follow the first aid steps on the label.
3. Get to a doctor as soon as possible! Have the name of the pesticide with you.





□ **Yog tias koj lossis leej twg nqos tau tshuaj tua kab lawm, mus kom lawv pab cawm tamsim ntawd!**

1. Hu ib lub hoobkas cawm cov neeg rau lom lossis hu ib tug kws kho mob yog tias nws sai dua. Qhia seb lub npe tshuaj tua kab yog dabtsi thiab seb daim ntawv qhia tias yuav cawm li cas yog nqos lawm.
2. Yog tias koj hu tsis tau neeg pab, lossis thaum koj tseem tab tom tos lawv tuaj pab, ua raws nraim li cov lus qhia tias yuav cawm li cas nyob rau ntawm lub kas-tham.
3. Mus ntsib ib tug kws kho mob kom sai li sai tau! Nqa kom tau lub npe tshuaj tua kab nrog koj.

■ **Leave closed areas right away if you start to feel sick or dizzy.**

If you are working in an enclosed area, like a greenhouse, get to fresh air right away if you begin to feel dizzy or have trouble breathing.

- **Khiav tawm ntawm ib thaj chaw uas tsis muaj chaw dim pa yog tias koj mloog li yuav mob lossis yog koj dias taub hau.**

Yog tias koj ua haujlwm rau ib thaj chaw uas vov tas lawm, xws li ib lub tsev cog nroj tsuag, tawm mus lam cua yog tias koj dias taub hau lossis ua tsis taus pa.





■ If someone gets sick from breathing a pesticide...


1. Get them to fresh air right away.
2. Loosen their clothing.
3. If not breathing, give mouth-to-mouth (CPR).

□ Yog muaj leej twg muaj mob los ntawm nqus tau cov tshuaj tua kab no...

1. Coj lawv mus lawm cuà tamsim ntawd.
2. Muab lawv cov khaub ncaws txos kom xoob.
3. Yog tias tsis ua pa lawm, ces tshuab pa ntawm qhov ncauj (CPR).


■ **If someone passes out in an enclosed area, get help – don't go in!**


Never try to rescue someone who has passed out in a greenhouse or other enclosed area unless you have special training and breathing equipment. Find someone who can help.



□ **Yog tias muaj leej twg vau rau ib thaj chaw tsis dim pa, nrhiav kom tau kev pab - txhob nkag mus!**

Tsis txhob mus cawm ib tug neeg uas vau rau lub tsev cog nrog tsuag lossis lwm thaj chaw uas tsis dim pa yog tias koj tsis tau muaj kev kawm thiab tsis muaj cov khoom los pab koj ua pa. Nrhiav kom tau ib tug neeg uas yuav pab tau.





- **Eye damage can happen fast! Rinse your eye for 15 minutes.**

If a pesticide gets in your eyes, hold them open and rinse them with a gentle stream of cool water. Rinse for 15 minutes if possible. Then go to a doctor.

- **Cov tshuaj no kiaj mob tau rau koj lub qhov muag ceev heev. Ntxuav koj lub qhov muag kom muaj 15 nas this.**


Yog tias tshuaj tua kab nkag tau rau koj lub qhov muag lawm, muab tuav kom qhib es yang dej txias kom tsis txhob tu ncuva. Yang kom muaj 15 nas this. Ces mus ntsib ib twg kws kho mob.


■ **Get medical help!**

In all cases of pesticide poisoning, get medical help as soon as possible.

□ **Nrhiav kom tau kev pab kho mob!**

Rau tag nrho cov kev lom ntawm tshuaj tua kab, nrhiav kom tau kev kho mob kom sai li sai tau.





■ Your boss must tell you about pesticide use at work.

Your boss must Warn you about areas where pesticides are to be applied and areas you may not enter. Your boss must post the name of the pesticide, exactly where it was applied, when it was applied, the restricted entry interval, and when the workers may return to the work area. This information has to be written and posted in a central location that is easily accessible to all workers, before the pesticides are applied.

□ Koj tus nai yuav tsum qhia koj txog kev yuav siv tshuaj tua kab tom chaw ua haujlwm.

Koj tus nai yuav tsum: Ceeb toom koj txog tej thaj chaw uas twb ywg tshuaj tua kab lawm thiab tej thaj chaw uas koj yuav nkag tsis tau. Koj tus nai yuav tsum tiv: lub npe tshuaj tua kab, seb muab ywg rau thaj chaw twg tiag, seb siv thaum twg, lub sij hawm uas txwv tsis pub nkag, thiab thaum twg cov neeg ua haujlwm mam li mus tau rau thaj chaw ntawd. Cov lus qhia no yuav tsum muab sau thiab muab tiv rau ib qho chaw zoo uas yuav yooj yim rau tag nrho cov neeg ua haujlwm pom, ua ntej thaum yuav siv cov tshuaj tua kab no.



■ **Your boss must not let you work in some areas.**

Your boss must not let you work in an area where:

- Pesticides are being applied
- Or pesticides may drift onto you.

After a pesticide is used, you may not enter a field during the Restricted Entry Interval (REI).

The laws set different safety periods or REIs for different pesticides.



□ **Koj tus nai yuav tsum tsis pub koj ua haujlwm rau tej thaj chaw.**

Koj tus nai yuav tsum tsis pub koj mus ua haujlwm rau tej thaj chaw uas:

- Tab tom siv tshuaj tua kab los ywg
- Lossis muaj tshuaj pesticides tua kab uas yuav ya tau los rau koj.

Tom qab siv tshuaj tua kab tas lwm, koj yuav nkag tsis tau mus rau thaj chaw no rau 'lub Sij Hawm Txwv Tsis Pub Nkag (Restricted Entry Interval-REI).

Txoj cai yuav siv cov sij hawm txawv rau kev kaj huv lossis REI rau txhua yam tshuaj tua kab txawv.





■ You must have special training and protection for some jobs.

Without extra training and protection, your boss most not let you:

- Mix, load, apply or handle pesticides.
- Work as a flagger.
- Work in an area where entry is restricted.


□ Koj yuav tsum muaj kev kawm zoo thiab kev tiv thav zoo rau ib co haujlwm.


Yog thaum tsis tau muaj kev kawm zoo thiab tsis muaj kev tiv thav, koj tus nai yuav tsum tsis pub koj:

- Tov, thau, tsuag lossis siv cov tshuaj tua kab.
- Ua haujlwm ib yam ib tug co chij.
- Ua haujlwm rau ib thaj chaw uas muaj kev txwv tsis pub nkag.

■ Your boss must not punish you for trying to follow these rules.

□ Koj tus nai yuav tsum tsis txhob rau txim rau koj yog tias koj ua raws li cov cai no xwb.





■ **Know how to protect yourself!**

Your boss must protect you from pesticides, but your safety is your responsibility, too.

□ **Paub Los Tiv Thaiv Koj Tus Kheej!**

Koj tus nai yuav tsum tiv thaiv koj ntawm cov tshuaj tua kab, tiamsis koj txoj kev kaj huv yog koj txoj luag haujlwm thiab.

■ Remember:

- Wear clothes that cover your skin.
- Stay out of areas as instructed by your boss.
- Move away if pesticides drift into the area where you are working.
- Wash with soap and water after work and before eating, drinking, smoking, or using the toilet.

Your boss must:

- Give information about pesticides applied in or near areas where you work.
- Be sure you are trained in pesticide safety.
- Provide you with soap, water, and towels.
- Make sure you get to medical help if you think you've been poisoned at work by pesticides.
- Provide you with extra training if you work in areas where entry is restricted, work as a flagger, mix, load, apply, or handle pesticides.





□ Nco Ntsoov:

- Hnav cov khaub ncaws uas thavv koj dairm tawv nqaij.
- Tsis txhob nkag mus rau tej thaj chaw raws li koj tus nai hais.
- Txav mus deb yog tias tshuaj tua kab ya los rau thaj chaw uas koj tseem tab torn ua haujlwm.
- Ntxuav nrog xus-npus thiab dej tom qab koj ua haujlwm tas thiab ua ntej koj noj mov, haus dej, haus luam yeeb, lossis siv lub tsev viv.

Koj tus nai yuav tsum:

- Qhia txog cov tshuaj tua kab uas yuav siv los ywg rau thaj chaw lossis ze thaj chaw uas koj ua haujlwm.
- Saib zoo kom koj muaj kev kawm txoj kev kaj huv ntawm kev siv tshuaj tua kab.
- Muab xus-npus, dej, thiab phuam rau koj.
- Saib zoo kom koj mus cuag tau kev pab kho mob yog koj xav tias koj raug lom tom chaw ua haujlwm vim siv cov tshuaj tua kab.
- Qhia kom koj muaj kev kawm ntxiv yog tias koj ua haujlwm rau ib thaj chaw uas yuav muaj kev txwv tsis pub nkag, ua haujlwm li ib tug co chij, tov, thau, tsuag, lossis siv tshuaj tua kab.

Work Smart, Work Safely!

U.S. Environmental Protection Agency, Washington, DC 20460-0001

Phone:

Fax:

To order additional copies of this Guide, call GEMPLER'S, Inc. at 1-800-382-8473 or 608-437-4883 and request stock number HW20. Individual copies are \$0.49 each; volume discounts are available on large orders. In addition, other EPA Worker Protection Standard training materials are available.

U.S. Environmental Protection Agency
Pesticide and Toxic Substances Branch
Association

Xov Tooj:

Fax:

Yog xav yuav phau ntawv qhia no ntxiv, hu GEMPLER'S, Inc. ntawm 1-800-382-8473 lossis 608-437-4883 es hais tias xav tau tus stock naj npawb HW20. Yog yuav ib daig ib daig xwb ces ib daig yog \$0.49; yog mom ntau no ces tus nqi yuav luv me ntsis pub thiab. Tsis tas li no xwb, kuj muaj lwm cov ntawv qhia los kawm txog EPA Kev Cai los Tiv Thaiv Cov Neeg ua Haujlwm.

For more information about the Worker Protection Standard, or if you have questions or concerns about pesticides, contact the agency responsible for regulating pesticides in your area or the EPA Regional Office nearest you.

Yog xav paub ntxiv txog cov Cai los Tiv Thaiv Cov Neeg ua Haujlwm, lossis yog koj muaj lus nug lossis kev nyuaj siab txog cov tshuaj tua kab, tiv tauj lub hoobkas uas tswj kev siv cov tshuaj tua kab ntawm koj thaj tsam lossis lub Hoobkas EAP Regional ze koj.

Region 1/Thaj Tsam 1 (MA, CT, RI, NH, VT, ME)

U.S. Environmental Protection Agency, Region 1
Pesticides and Toxic Substances Branch (APT)
1 Congress St.
Boston, MA 02203
(617) 565-3273

Region 6/Thaj Tsam 6 (TX, OK, AR, LA, NM)

U.S. Environmental Protection Agency, Region 6
Pesticides and Toxics Branch (6T-P)
1445 Ross Ave.
Dallas, TX 75202-2733
(214) 655-7235

Region 2/Thaj Tsam 2 (NY, NJ, PR, VI)

U.S. Environmental Protection Agency, Region 2
Pesticides and Toxic Substances Branch (MS-105)
2890 Woodgridge Ave., Building # 10
Edison, NJ 08837-3679
(908) 321-6765

Region 7/Thaj Tsam 7 (MO, KS, IA, NB)

U.S. Environmental Protection Agency, Region 7
Toxics and Pesticides Branch (TOPE)
726 Minnesota Ave.
Kansas City, KS 66101
(913) 551-7020

Region 3/Thaj Tsam 3 (PA, MD, VA, WV, DE)

U.S. Environmental Protection Agency, Region 3
Toxics and Pesticides Branch (3AT-30)
841 Chestnut Building
Philadelphia, PA 19107
(215) 597-8598

Region 8/Thaj Tsam 8 (CO, MT, ND, SD, UT, WY)

U.S. Environmental Protection Agency, Region 8
Toxic Substances Branch (8ART-TS)
One Denver Place, Suite 500
999 18th St.
Denver, CO 80202-2405
(303) 293-1730

Region 4/Thaj Tsam 4 (GA, NC, SC, AL, MS, KY, FL, TN)

U.S. Environmental Protection Agency, Region 4
Pesticides and Toxic Substances Branch (4-APT-MD)
345 Courtland St., N.E.
Atlanta, GA 30365
(404) 347-5201

Region 9/Thaj Tsam 9 (CA, NV, AZ, HI, GU)

U.S. Environmental Protection Agency, Region 9
Pesticides and Toxics Branch (A-4)
75 Hawthorne St.
San Francisco, CA 94105
(415) 744-1090

Region 5/Thaj Tsam 5 (IL, MI, MN, IN, OH, WI)

U.S. Environmental Protection Agency, Region 5
Pesticides and Toxic Substances Branch (5SPT)
77 W. Jackson Blvd.
Chicago, IL 60604
(312) 886-6006

Region 10/Thaj Tsam 10 (WA, OR, ID, AK)

U.S. Environmental Protection Agency, Region 10
Pesticides and Toxic Substances Branch (AJ-083)
1200 Sixth Ave.
Seattle, WA 98191
(206) 553-1918



United States
Environmental Protection
Agency
(H-7506C)
Washington, DC 20460

Official Business
Penalty for Private Use
\$300

