



# Protect Yourself from Pesticides – Guide for Agricultural Workers (Filipino—Tagalog)

## Pangalagaan Ang Sarili sa “Pesticides” Pamatnubay sa Mga Manggagawa sa Bukid



**The Environmental Protection Agency** revised the Worker Protection Standard for agricultural pesticides in August 1992. The revised Worker Protection Standard requires that agricultural workers be given training in basic pesticide safety.

*Protect Yourself from Pesticides: Guide for Agricultural Workers* was developed by the Environmental Protection Agency; it presents all of the information required for training under the Worker Protection Standard. Some States and Tribes have additional requirements for pesticide safety training for agricultural workers. Contact the State or Tribal agency responsible for pesticide enforcement in your area to obtain information needed to comply with all State or Tribal training requirements.

There are other materials about the Worker Protection Standard that are being developed by EPA. They include a safety poster, a handbook on pesticide safety for pesticide handlers, and a manual for agricultural employers. For more information about safety training and about the revised Worker Protection Standard, contact

**Occupational Safety Branch (H7506C)**  
Office of Pesticide Programs  
U.S. Environmental Protection Agency  
401 M Street, S.W.  
Washington, D.C. 20460  
(703) 305-7666

Noong Agosto 1992 ay binago ng EPA ang “Worker Protection Standard” para sa paggamit ng “pesticides” ng mga manggagawa sa bukid. Sa bagong “Worker Protection Standard” ay kinakailangang ang bawat manggagawa sa bukid ay maturuan ng maingat at wastong paggamit ng “pesticides”.

Pangalagaan Ang Sarili sa “Pesticides”: Ang Pamatnubay sa Mga Manggagawa sa Bukid ay itinatag ng EPA; nasasaad dito ang kaalaman sa pagsasanay na kailangan sa “Worker Protection Standard”. Iba't-ibang “States” at Tribo ay may dagdag na pangangailangan sa “pesticides safety training” para sa manggagawa sa bukid. Sulatan o kaya tawagan ang “States” o Tribong namamahala sa pagpapasunod ng alituntunin sa “pesticides” upang makakuha ng kaalaman sa pagsasanay.

Iba't-ibang babasahin tungkol sa “Worker Protection Standard” ang inihanda ng EPA. Ang mga ito ay “safety poster”, aklat sa pangangalaga sa “pesticides” para sa tagapangasiwa ng “pesticides”, at manuwal para sa mga may ari ng bukid. Upang makakuha ng kaalaman sa “safety training” at tungkol sa bagong “Worker Protection Standard”, sumulat o kaya tawagan ang OSHA . . .


**Occupational Safety Branch (H7506C)**  
Office of Pesticide Programs  
U.S. Environmental Protection Agency  
401 M Street, S.W.  
Washington, D.C. 20460  
(703) 305-7666

**Project Coordinator**  
Coordinador del Proyecto  
John Leahy, EPA

**Editing, Design, Illustration**  
Redacción, Deseño, Ilustración  
Walcoff & Associates

## Pesticide Safety Pangangalaga sa “Pesticides”

1



- Pesticides help control pests, but they can also hurt—even kill—people.

Pesticides control pests such as insects and weeds. Pesticides can also hurt—even kill—people. The law helps protect you from pesticide poisoning. You can also help protect yourself.

- Ang “pesticides” ay tumutulong sa pagpawi ng mga salot sa halaman, subalit ito ay nakasasama rin at maaaring makamatay ng tao.

Ang “pesticides” ay mahusay na pamatay ng mga insekto at masukal na damo. Ang pesticides ay maaari ding makamatay ng tao. May batas na makatutulong upang hindi makalason ang “pesticides.” Tulungang mapangalagaan ang sarili.

■ **Learn how to protect yourself. If you don't understand, ask for help.**

If pesticides are used where you work, your boss must make sure you are trained in pesticide safety.

This book has facts about pesticide safety. If you do not understand this book or your safety training, ask for help.



□ **Matutong pangalagaan ang sarili. Humingi ng tulong kung hindi maintin dihan ang dapat sundin sa paggamit ng "pesticides"**

Ang sinumang gagamit ng "pesticides" sa trabaho ay kinakailangang maturuan nang wasto at maingat na pagamit nito. Dapat siguraduhin ng bawat amo na ang kanyang manggagawa ay nakapagsanay sa pangangalaga sa "pesticides."

Ang lahat ng mga dapat malaman tungkol sa "pesticides" ay nasa aklat na ito. Humingi ng tulong, kung hindi maunawaan ang nilalaman ng aklat o kaya ng "safety training".



## How Can You Protect Yourself From Pesticides? Papaano Mapapangalagaan ang Sarili sa "Pesticides"?

2



### ■ Wear clothes that cover your skin.

You should wear clean work clothes each day that will cover your skin:

- Long pants.
- A long-sleeved shirt.
- Shoes and socks.

### □ Magsuot ng damit na matatakpan ang balat.

Kailangang magsuot ng malinis na damit na matatakpan ang balat sa araw-araw.


- Mahabang pantalon
- Mahabang manggas
- Sapatos at medyas

■ **At work, look for soap and water.**

At work, you must be provided with soap, water, and towels if the areas where you work have had pesticides applied in at least the last 30 days. Pesticides dry on crops as a powder—this powder is the residue. A residue can remain on a crop many days after spraying.


□ **Maghanap ng sabon at tubig kung nasa trabaho.**

Kinakailangan may sabon, tubig at tuwalyang magagamit sa trabaho, kung ang lugar na pinaggagawaan ay kadidilig lamang ng "pesticides". Ang natuyong "pesticides" ay nananatili sa halaman ng ilang araw matapos idilig.



How can you protect yourself from pesticides?  
Papaano mapapangalagaan ang sarili sa "pesticides?"

2



- Wash your hands and face before you eat, drink, smoke, or chew gum or tobacco.

Your hands and face may get pesticides on them.

- Maghugas ng kamay at mukha bago kumain, uminom, manigarilyo o ngumuya ng "chewing gum" o mag tabako.

Ang kamay at mukha ay maaaring magkaroon ng "pesticides"




## 2

How can you protect yourself from pesticides?  
Papaano mapapangalagaan ang sarili sa "pesticides?"

■ Wash your hands before using the toilet at work.

□ Maghugas ng kamay bago gumamit ng palikuran kung nasa trabaho.







- Stay out of areas where pesticides are being applied. If pesticides drift to where you are working, get out!

It is against the law for anyone to apply pesticides in an area where you are working, or to let pesticides drift onto you.

- Lumayo sa lugar na may naglalagay ng "pesticides". Kapag umabot ang "pesticides" sa lugar na pinaggagawaan, lumayo ka agad!

Ipinag babawal ng batas kaninuman na mag lagay ng "pesticides" sa lugar na may nagsisigawa o pabayaang umabot sa kaninuman ang "pesticides" na idinidilig sa halaman.


How can you protect yourself from pesticides?  
 Papaano mapapangalagaan ang sarili sa "pesticides?"

■ If you see this sign, or ones like it, keep out!

This sign means that pesticides are in the area. You must have special training and protection to go into the area.

□ Kung makakita ng babalang katulad nito, lumayo kaagad!

Ang babalang ito ay nagsasabing may pesticides sa nasabing lugar. Kinakailangang may "safety training" ang bawat lumapit sa lugar na may "pesticides."



**How can you protect yourself from pesticides?  
Papaano mapapangalagaan ang sarili sa "pesticides?"**

**2**



- **Stay out of areas your boss tells you not to enter. . .**

Even if no sign is posted.

- **Lumayo sa lugar na pinagbabawal ng iyong amo na pasukin.**

Kahit walang babalang nakapaskel.

# 2

How can you protect yourself from pesticides?  
Papaano mapapangalagaan ang sarili sa "pesticides?"

- Never take pesticides or pesticide containers home from work.

They are not safe for use around the home.

- Huwag dadalhin sa bahay buhat sa trabaho ang "pesticides" o kaya ang lalagyan nito.

Peligrosong gamitin ang mga ito sa bahay.



**How can you protect yourself from pesticides?  
Papaano mapapangalagaan ang sarili sa "pesticides"?**

**2**




- **Keep children away from areas where pesticides might be.**

At home, keep pesticides away from children.

- **Ilayo ang mga bata sa lugar na may "pesticides".**

Itago ang "pesticides" na gamit sa bahay upang hindi maabot ng bata.





How can you protect yourself from pesticides?  
 Papaano mapapangalagaan ang sarili sa "pesticides?"

- After work each day, wash your whole body, including your hair.

Use plenty of soap and water. Then put on clean clothes.

- Paliguan ang buong katawan pati na ang buhok, pagkatapos ng trabaho.

Gumamit ng maraming sabon at tubig. Pagkapaligo ay magsuot ng malinis na damit.





- **Keep dirty work clothes away from non-work clothes and from the family laundry.**

Pesticides may get on your clothes at work. Wash your work clothes, including your cotton gloves before using them again.

- **Ihiwalay ang maruming damit naisinuot sa trabaho. Huwag pagsamahin ang lahat ng maruming damit na lalabahan.**

Maaring mapuno ng "pesticides" ang damit naisinusuot sa trabaho. Labahan ang damit na pangtrabaho gayundin ang guantes bago gamitin muli ang mga ito.

## Where Are Pesticides? Nasaan ang "Pesticides"?

### ■ Pesticides are applied in different ways:


- Liquids or sprays.
- Powders or granules.
- Gases.

Pesticides may be in many places. Pesticides may be on plants and on the soil. Often you can't tell pesticides are there.

### □ Ang ibat-ibang paraan ng paggamit ng "pesticides"

- Parang tubig na dinidilig
- Pulbos o butil-butuil
- Gases

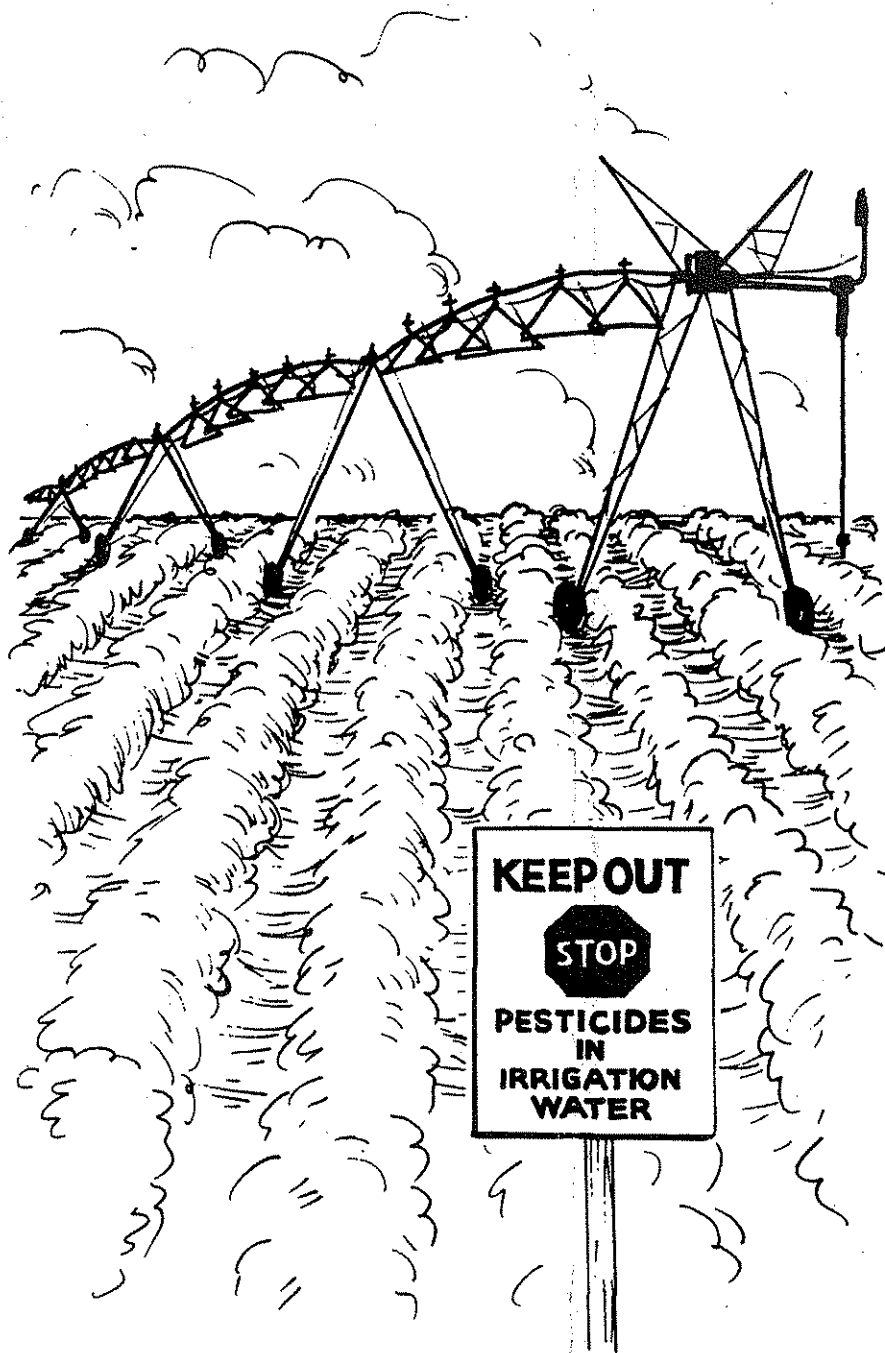
Ang "pesticide ay maaaring nasa halaman o nasa lupa. Mahirap malaman kung may "pesticides" o wala.





**Where are pesticides?  
Nasaan ang "pesticides"?**

**3**




■ Pesticides may be in irrigation water and on irrigation equipment.

□ Ang "pesticides ay maaaring nasa tubig at sa mga gamit sa patubigan.


■ Pesticides may be in storage areas and in places where pesticides are mixed and loaded.

□ Ang pesticides ay maaaring nasa taguan at sa lugar na pinagsasalinan at pinagtitimplanan nito.



**Where are pesticides?  
Nasaan ang "pesticides"?**

**3**



**Move Away!  
Umalis Kaagad!**

■ Sometimes pesticides drift from where they are being applied.

□ Ang "pesticides" ay maaaring madala ng hanging buhat sa lugar na pinaglalagayan.

## How Can Pesticides Hurt You? Papaano Makasakit ang "Pesticides"?

### ■ Pesticides can hurt you if:

- They get on your skin.
- They get in your eyes.
- You breathe them.
- You swallow them.

Workers are hurt most often by getting pesticides on their skin.

### □ Makasakit ang "pesticides" kung:

- Malagyan ang balat.
- Malagyan ang mata.
- Malanghap.
- Malunuk.

Ang mga manggagawa sa bukid ay madalas masaktan dahil sa lag-ing nalalagyan ng "pesticide" ang kanilang balat.



How can pesticides hurt you?  
Papaano makasakit ang "pesticides"?

4



■ **Pesticides may hurt you right away.**

If pesticides get on or in you, they may make you sick right away, or hours later.

□ **Maaring makasakit kaagad ang ang "pesticides"**

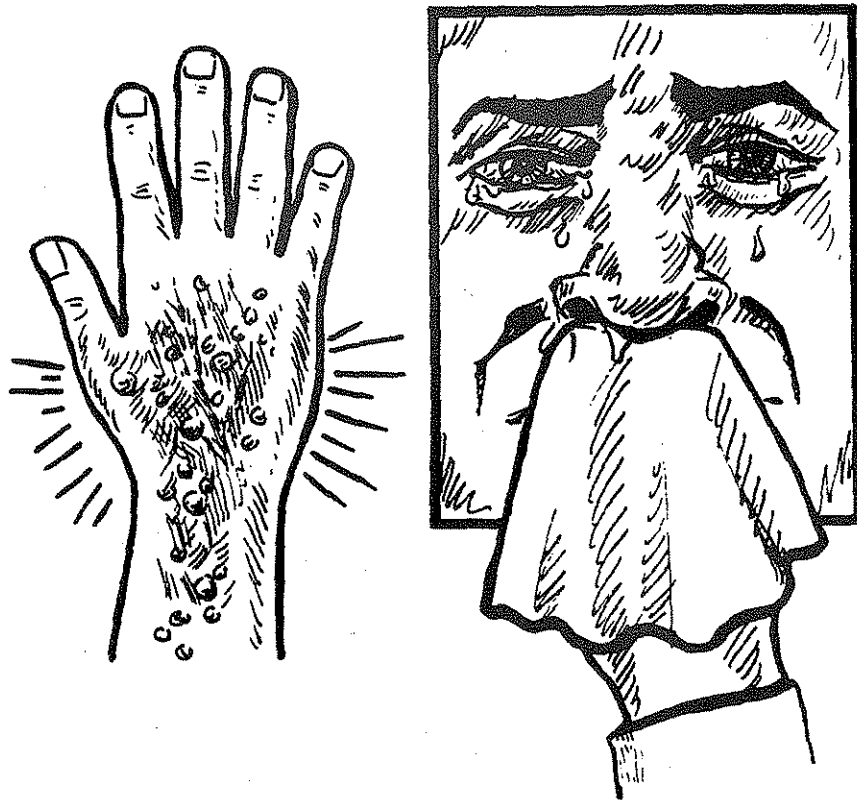
Kung ang pesticides ay mapalagay sa katawan o malanghap, maaaring makasakit ito kaagad o pagkalipas ng ilang oras.

# 4

How can pesticides hurt you?  
Papaano makasakit ang "pesticides"?

■ Pesticides may cause skin rashes or hurt your nose, throat, or eyes.

□ Ang "pesticides" ay maaaring makapamula at makapamantal ng balat o kaya makasakit ng ilong, lalamunan at mata.




How can pesticides hurt you?  
Papaano makasasakit ang "pesticides"?

4

Throwing up/Magsusuka  
Tired/Manghihina



Sweaty/Pagpapawisan  
ng malamig



Headache/Masakit ang ulo  
Dizziness/Mahihilo



Muscle  
pains and  
cramps/  
Mananakit o  
maninigas  
ang  
kalamnan



■ Pesticides can  
make you feel  
sick in different  
ways.


□ Ibat-ibang  
karamdaman  
ang maaring  
maranasan sa  
paggamit ng  
"pesticides".

■ Other signs of pesticide poisoning are:

- Drooling.
- Trouble breathing.
- Very small pupils of your eyes.

□ Iba pang mga palatandaan ng pagkakalason sa "pesticides"

- Bumubula ang bibig
- Nahihirapang huminga
- Masyadong lumiliit ang mata.





**How can pesticides hurt you?  
Papaano makasakit ang "pesticides"?**

**4**



- Pesticides may harm some people more than others.
- Ang "pesticides" ay maaring mas makakasakit sa ibang tao.

■ **Getting pesticides on or in you may have effects after months or years have passed.**

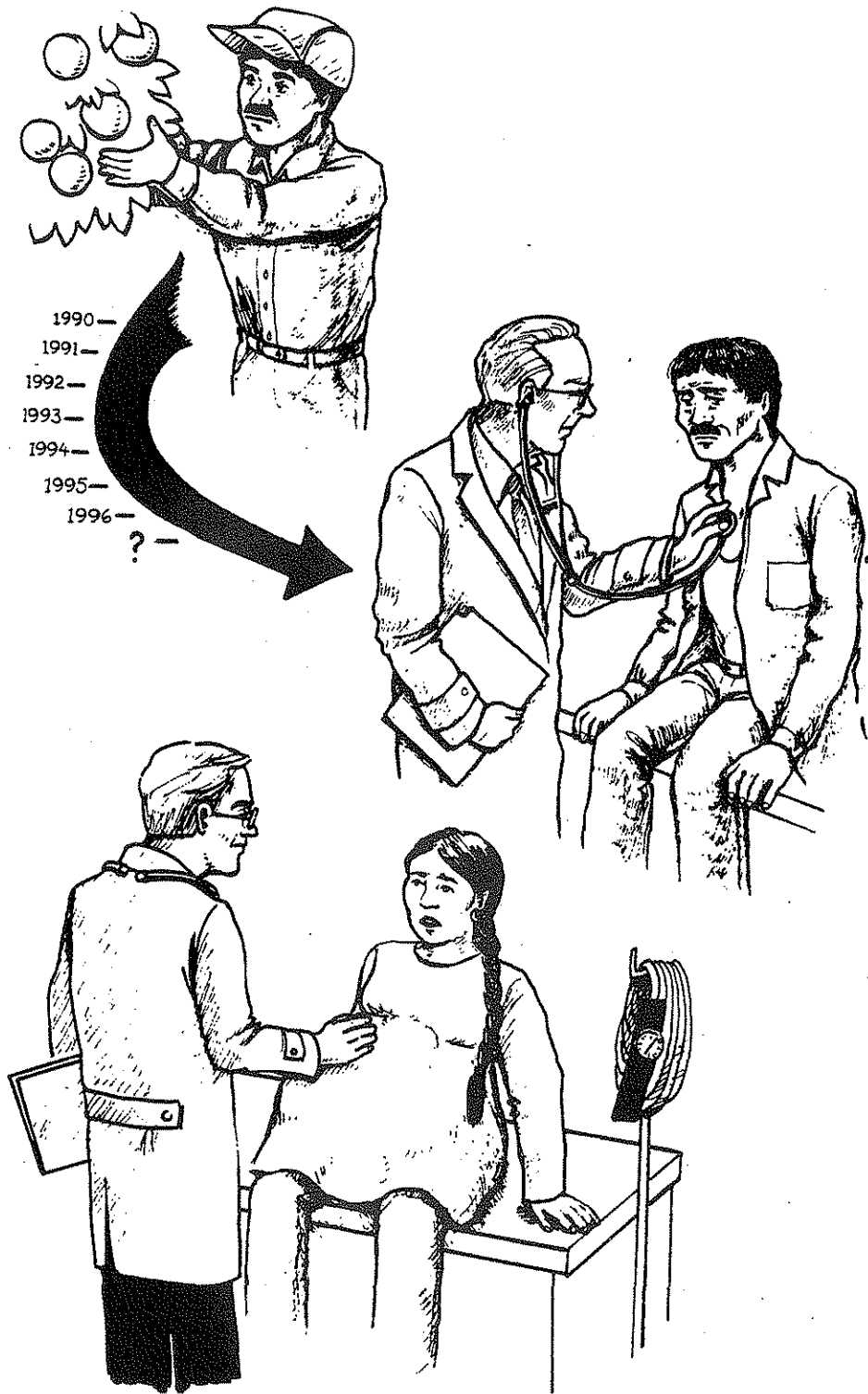
Delayed effects may be cancer, or harm to your kidneys, liver, or nervous system.

Another delayed effect may be birth defects, if pregnant women are exposed to pesticides.

□ **Maaring ilang buwan o taon bago makaramdam ng sakit dahil sa pagkakatantad sa "pesticides".**

Ang resulta ay maaring kanser o sakit sa bato, sakit sa atay o sakit sa "nervous system."

Ang isa pang resulta ay ang apekto sa sanggol na nasa sinapupunan, kung ang isang ina na nagdadalantao ay nalantad sa "pesticides".



# What If You Get Sick At Work? Ano ang Gagawin Kapag Nagkasakit sa Trabaho?

5



- Medical help is listed on or near a pesticide-safety poster at your work.

Make sure you know where this and the nearest phone are.

- Ang tulong sa paggagamot ay nakalista sa "pesticides safety poster" na nakapaskil sa trabaho.

Siguraduhing alam kung saan nakapaskil ito at ang pinakamalapit na telepono.

- If you or someone else gets sick while working, tell your boss right away.

Your boss must make sure you get to medical help if you think you've been poisoned at work by pesticides.

- Sabihan kaagad ang iyong amo kahit sino man ang magkasakit sa trabaho.

Ang iyong amo ay kinakailangang tumawag ng tulong sa paggagamot kung sa palagay mong ikaw ay maaring nalason ng "pesticides".



What if you get sick at work?  
Ano ang gagawin kapag nagkasakit sa trabaho?

5



- Your boss will provide information about the pesticide.

Your boss must give you or your doctor the name and other information about the pesticide that might have made you sick.

- Ibibigay ng iyong amo ang mga dapat malaman ukol sa "pesticides".

Kinakailangan ibigay ng iyong amo sa iyo o sa iyong manggagamot ang lahat ng dapat malaman tungkol sa "pesticides" na maaaring nakasakit sa iyo.

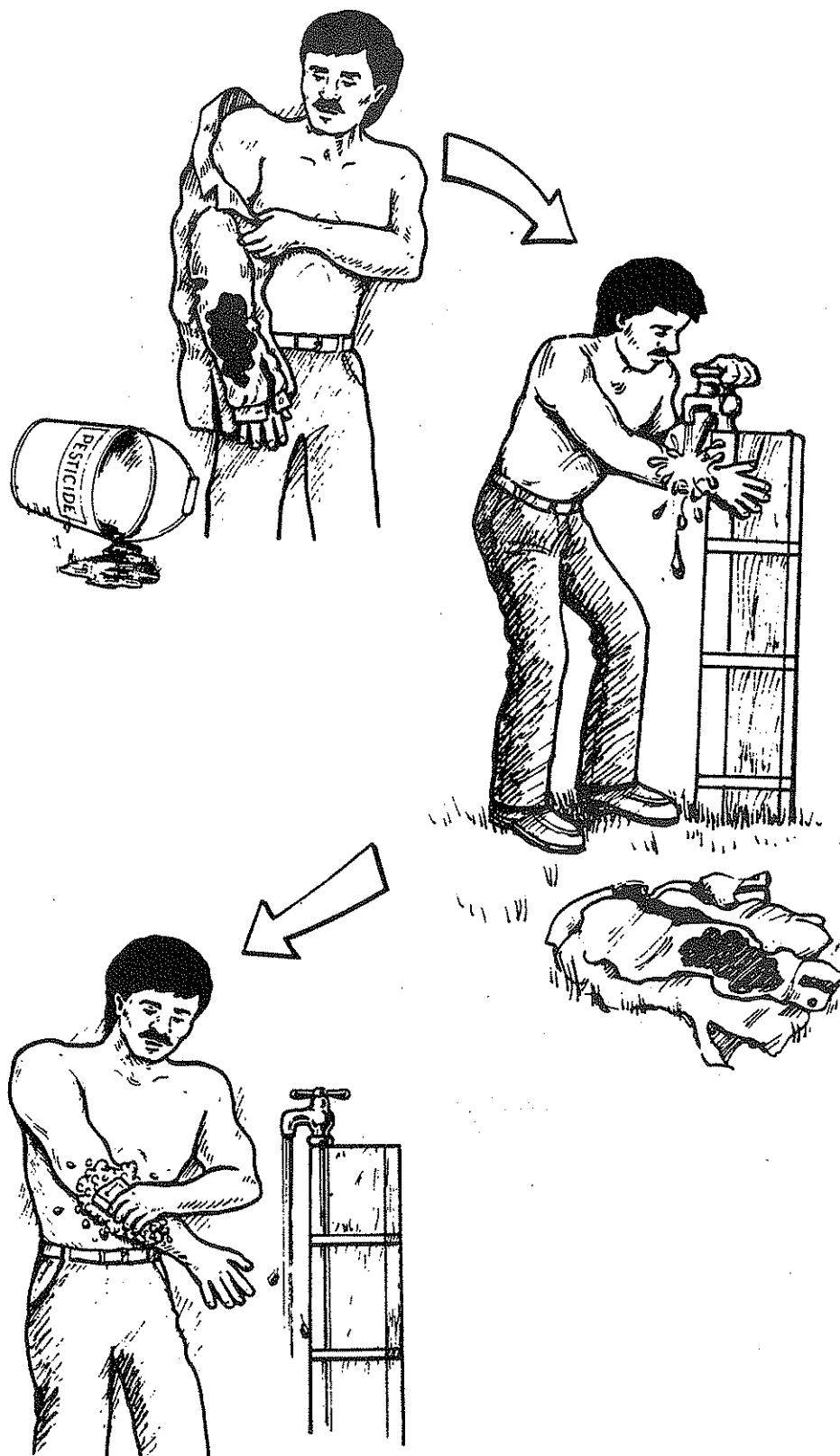
## What If Pesticides Get On Or In You? Ano Ang Dapat Gawin Kung Napuno Ang Katawan Ng "Pesticides"?

### ■ If a pesticide gets on you, get it off right away!

1. Take off clothing that has pesticide on it.
2. Rinse skin right away with water.
3. Wash with soap and water as soon as possible.


### □ Kung ang "pesticides" ay napalagay sa katawan o damit, alisin kaagad!

1. Alisin ang damit na napuno ng "pesticides".
2. Hugasan agad ng tubig ang balat.
3. Sabunin at hugasan ng tubig kaagad.



**What if pesticides get on or in you?  
Ano ang dapat gawin kung napuno ang katawan ng "pesticides"?**

**6**



■ **If you begin to feel sick or your eyes, skin, or throat hurt, go to a doctor right away.**

Your boss must make sure you are taken to a clinic or doctor.

□ **Pumunta ka kaagad sa manggagamot, kun magkakarandang sasakit ang iyong mata, balat o lalamunan.**

Ang iyong amo ay kinakailangan maipadala ka sa klinika o sa manggagamot.

What if pesticides get on or in you?  
Ano ang dapat gawin kung napuno ang katawan ng "pesticides"?

■ If you or someone else swallows a pesticide, get medical help right away!


1. Call a poison control center or doctor, or go to the doctor if it's faster. Give the name of the pesticide and the first aid directions from the label.
2. If you can't call for help, or while you wait for help, follow the first aid steps on the label.
3. Get to a doctor as soon as possible! Have the name of the pesticide with you.





What if pesticides get on or in you?  
Ano ang dapat gawin kung napuno ang katawan ng "pesticides"?

6



□ Tumawag kaagad ng tulong sa paggagamot, kung may nakalunok ng "pesticides"!

1. Tumawag sa "poison control center" o sa manggagamot, o pumunta sa manggagamot, kung ito ang mas madaling paraan. Ibigay ang pangalan ng "pesticides" at sundin ang "first aid" na nasa eteketa.
2. Sundin ang mga hakbangin sa "first aid", kung hindi makakuha ng tulong o habang naghihintay ng tulong.
3. Sumundo kaagad ng manggagamot! Ihanda ang pangalan ng "pesticides".

- **Leave closed areas right away if you start to feel sick or dizzy.**

If you are working in an enclosed area, like a greenhouse, get to fresh air right away if you begin to feel dizzy or have trouble breathing.

- **Lumabas kaagad sa nababakurang kapaligiran, kung makaramdam ng sama ng katawan, pagkahilo o pangangapos ng paghinga.**

Kung ikaw ay nagtatrabaho sa isang kulong o saradong lugar katulad ng "greenhouse," lumabas kaagad sa may sariwang hangin sa sandaling makaramdam ng pagkahilo o pagsikip ng paghinga.



What if pesticides get on or in you?  
Ano ang dapat gawin kung napuno ang katawan ng "pesticides"?

6



■ If someone gets sick from breathing a pesticide...

1. Get them to fresh air right away.
2. Loosen their clothing.
3. If not breathing, give mouth-to-mouth (CPR).

□ Kung mayroong magkakasakit sa pagkalanghap ng "pesticides" ...

1. Dalhin sila kaagad sa may sariwang hangin.
2. Luwagan ang kanilang pananamit.
3. Kung hindi humihinga ay bigyan ng "CPR".



# 6



What if pesticides get on or in you?  
Ano ang dapat gawin kung napuno ang katawan ng "pesticides"?

- **If someone passes out in an enclosed area, get help—don't go in!**

Never try to rescue someone who has passed out in a greenhouse or other enclosed area unless you have special training and breathing equipment. Find someone who can help.

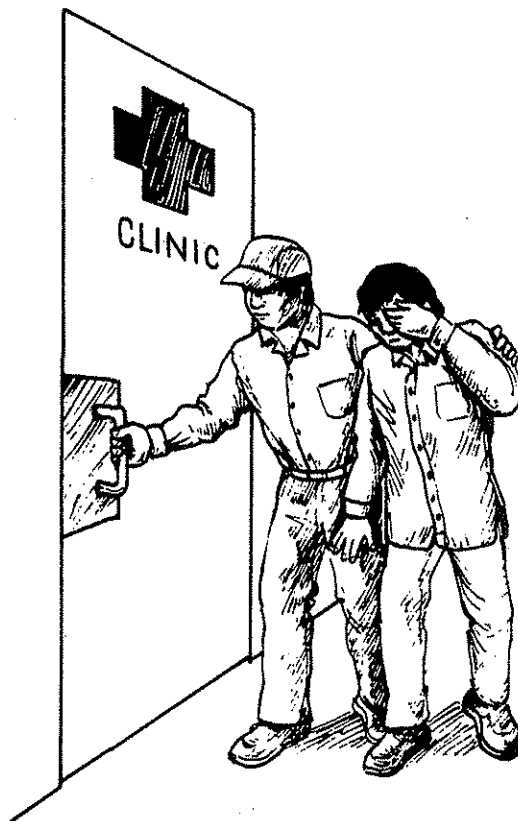
- **Huwag pumasok sa nababakurang kapaligiran upang sumaklolo sa sinumang nawalan ng malay. Humingi ng tulong!**

Huwag pilitin sumaklolo sa mga nawalan ng malay sa loob ng "greenhouse" o sa nababakurang kapaligiran, malibankung may "special training" at may kagamitan sa paghinga. Humanap ng ibang taong makakatulong sa pagsaklolo.



**What if pesticides get on or in you?  
Ano ang dapat gawin kung napuno ang katawan ng "pesticides"?**

**6**



■ **Eye damage can happen fast! Rinse your eyes for 15 minutes.**

If a pesticide gets in your eyes, hold them open and rinse them with a gentle stream of cool water. Rinse for 15 minutes if possible. Then go to a doctor.

□ **Maaring masaktan kaagad ang mata! Hugasan ang mata sa loob nang 15 minuto.**

Kung ang "pesticides" ay mapalagay sa mata, hugasan kaagad sa madahang daloy ng malamig na tubig sa loob ng 15 minuto. Pumunta sa manggagamot.

# 6


What if pesticides get on or in you?  
Ano ang dapat gawin kung napuno ang katawan ng "pesticides"?

## ■ Get medical help!

In all cases of pesticide poisoning, get medical help as soon as possible.


## □ Kumuha ng tulong sa paggagamot!

Kaagad humingi ng tulong sa panggagamot sa ano mang klase ng pagkakalason!



# The Law Helps Protect You! Ang Batas ay Tutulong sa Pangangalaga sa Sarili!

7



## ■ Your boss must tell you about pesticide use at work.

Your boss must: Warn you about areas where pesticides are to be applied and areas you may not enter. Your boss must post: The name of the pesticide, exactly where it was applied, when it was applied, the restricted entry interval, and when the workers may return to the work area. This information has to be written and posted in a central location that is easily accessible to all workers, before the pesticides are applied.

## □ Kailangan kang pagsabihan ng iyong Amo tungkol sa paggamit ng "pesticides" sa trabaho.

Ang iyong Amo ay kinakailangang: Bigyan ka ng babala sa mga lugar ng pinagdiligang ng "pesticides" at ng mga lugar na hindi dapat pusukin. Ang iyong Amo ay dapat maglagay ng babala na binabadya: ang pangalan ng "pesticides"; kung saan isinasabog ang "pesticides"; ang mga bawal pasukang lugar at kung kailan makabalik sa trabaho.

■ **Your boss must not let you work in some areas.**

Your boss must not let you work in an area where:

- Pesticides are being applied.
- Or pesticides may drift onto you.

After a pesticide is used, you may not enter a field during the Restricted Entry Interval (REI).

The laws set different safety periods or REIs for different pesticides.



□ **Ang iyong Amo ay hindi ka dapat pabayaang magtrabaho sa mga lugar na:**

- Kalalagay lamang ng "pesticides";
- Ang hangang may "pesticides ay papunta sa iyo.

Hindi ka maaring pumasok sa bukid sa panahon ng "Restricted Entry Interval (REI)" pagkalagay ng "pesticides".


Ang batas ay nagpaubaya ng ibat-ibang "safety periods" o "REI" para sa ibat-ibang "pesticides".





The law helps protect you!  
Ang batas ay tutulong sa pangangalaga sa sarili!

7



■ You must have special training and protection for some jobs.

Without extra training and protection, your boss must not let you:

- Mix, load, apply, or handle pesticides.
- Work as a flagger.
- Work in an area where entry is restricted.

□ Kailangang mayroong kang “special training” at pangangalaga sa trabaho.



Kung walang kaalaman sa pagsasanay sa pangangalaga ay hindi ka dapat payagan ng iyong amo na:

- Maghalo, magsalin, mag lagay o mag buhat ng “pesticides”.
- Maging “flagger”
- Magtrabaho sa lugar na pinagbabawal ang pagpasok.

The law helps protect you!  
Ang batas ay tutulong sa pangangalaga sa sarili!

■ Your boss must not punish you for trying to follow these rules.

□ Hindi ka dapat kagalitan ng iyong amo sa pagsusumikap na sundin ang alituntunin sa "pesticides".



**Help Protect Yourself!  
Tulongang Mapangalagaan ang Sarili!**

8



■ **Know how to protect yourself!**

Your boss must protect you from pesticides, but your safety is your responsibility, too.

□ **Alamin kung papaano mapapangalagaan ang sarili!**

Kinakailangan kang pangalagaan ng iyong Amo sa "pesticides", subalit tungkulin mong pangalagaan ang iyong sarili.

### Remember:

- Wear clothes that cover your skin.
- Stay out of areas as instructed by your boss.
- Move away if pesticides drift into the area where you are working.
- Wash with soap and water after work and before eating, drinking, smoking, or using the toilet.


#### Your boss must:

- Give you information about pesticides applied in or near areas where you work.
- Be sure you are trained in pesticide safety.
- Provide you with soap, water, and towels.
- Make sure you get to medical help if you think you've been poisoned at work by pesticides.
- Provide you with extra training if you work in areas where entry is restricted, work as a flagger, mix, load, apply, or handle pesticides.



Help protect yourself!  
Tulongang mapangalagaan ang sarili!

8



### Tandaan:

- Magsuot ng damit na matatakpan ang balat.
- Lumayo sa mga lugar na binagbabawal ng iyong amo
- Umalis sa lugar na pinaggagawaan, kung aabot dito ang "pesticides" habang ito ay isinasabog.
- Gumamit ng sabon at tubig sa paghuhugas pagkatapos ng trabaho, bago kumain at uminom, manigarilyo, at bago gumamit ng palikuran.

Ang iyong Amo ay dapat na . . .

- Bigyan ka ng kaalaman sa "pesticides" na ginagamit sa lugar na iyong pinaggagawaan.
- Siguraduhin na nakakuha ka ng "pesticides safety training."
- Mabigyan ka ng sabon, tubig at tuwalya.
- Sigaruduhing mabibigyan ka ng tulong sa paggamot kung sakasakaling ikaw ay malason ng "pesticides" sa trabaho.
- Mabigyan ka ng dagdag na pagsasanay na kinakailangan upang ikaw ay makapasok sa mga ipinagbabawal na lugar, maging "flagger", makapag timpla, makapagbuhat o makapaglagay ng "pesticides".

**For more information** about the Worker Protection Standard, or if you have questions or concerns about pesticides, contact the agency responsible for regulating pesticides in your area or the EPA Regional Office nearest you.

Para sa dagdag na kaalaman ukol sa "Worker Protection Standard", o anomang dapat itanong tungkol sa "pesticides", sulatan o tawagan ang sanguniang nagpapalakad ng alituntunin sa "pesticides sa inyong lugar o tawagan ang" EPA Regional Office" na pinaka malapit.

**Region 1** (MA, CT, RI, NH, VT, ME)

U.S. Environmental Protection Agency, Region 1  
Pesticides and Toxic Substances Branch (APT)  
1 Congress St.  
Boston, MA 02203  
(617) 565-3273

**Region 2** (NY, NJ, PR, VI)

U.S. Environmental Protection Agency, Region 2  
Pesticides and Toxic Substances Branch (MS-105)  
2890 Woodgridge Ave., Building #10  
Edison, NJ 08837-3679  
(908) 321-6765

**Region 3** (PA, MD, VA, WV, DE)

U.S. Environmental Protection Agency, Region 3  
Toxics and Pesticides Branch (3AT-30)  
841 Chestnut Building  
Philadelphia, PA 19107  
(215) 597-8598

**Region 4** (GA, NC, SC, AL, MS, KY, FL, TN)

U.S. Environmental Protection Agency, Region 4  
Pesticides & Toxic Substances Branch (4-APT-MD)  
345 Courtland St., N.E.  
Atlanta, GA 30365  
(404) 347-5201

**Region 5** (IL, MI, MN, IN, OH, WI)

U.S. Environmental Protection Agency, Region 5  
Pesticides and Toxic Substances Branch (5SPT)  
77 W. Jackson Blvd.  
Chicago, IL 60604  
(312) 886-6006

**Region 6** (TX, OK, AR, LA, NM)

U.S. Environmental Protection Agency, Region 6  
Pesticides and Toxics Branch (6T-P)  
1445 Ross Ave.  
Dallas, TX 75202-2733  
(214) 655-7235

**Region 7** (MO, KS, IA, NB)

U.S. Environmental Protection Agency, Region 7  
Toxics and Pesticides Branch (TOPE)  
726 Minnesota Ave.  
Kansas City, KS 66101  
(913) 551-7020

**Region 8** (CO, MT, ND, SD, UT, WY)

U.S. Environmental Protection Agency, Region 8  
Toxic Substances Branch (8ART-TS)  
One Denver Place, Suite 500  
999 18th St.  
Denver, CO 80202-2405  
(303) 293-1730

**Region 9** (CA, NV, AZ, HI, GU)

U.S. Environmental Protection Agency, Region 9  
Pesticides and Toxics Branch (A-4)  
75 Hawthorne St.  
San Francisco, CA 94105  
(415) 744-1090

**Region 10** (WA, OR, ID, AK)

U.S. Environmental Protection Agency, Region 10  
Pesticides and Toxic Substances Branch (AT-083)  
1200 Sixth Ave.  
Seattle, WA 98191  
(206) 553-1918



United States  
Environmental Protection  
Agency  
(H-7506C)  
Washington, DC 20460

Official Business  
Penalty for Private Use  
\$300

