

Ecological Soil Screening Levels for Cobalt

Interim Final

OSWER Directive 9285.7-67



**U.S. Environmental Protection Agency
Office of Solid Waste and Emergency Response
1200 Pennsylvania Avenue, N.W.
Washington, DC 20460**

March 2005

This page intentionally left blank

TABLE OF CONTENTS

1.0	INTRODUCTION	1
2.0	SUMMARY OF ECO-SSLs FOR COBALT	2
3.0	ECO-SSL FOR TERRESTRIAL PLANTS	3
4.0	ECO-SSL FOR SOIL INVERTEBRATES	3
5.0	ECO-SSL FOR AVIAN WILDLIFE	5
5.1	Avian TRV	5
5.2	Estimation of Dose and Calculation of the Eco-SSL	5
6.0	ECO-SSL FOR MAMMALIAN WILDLIFE	8
6.1	Mammalian TRV	8
6.2	Estimation of Dose and Calculation of the Eco-SSL	11
7.0	REFERENCES	12
7.1	General Cobalt References	12
7.2	References Used for Derivation of Plant and Soil Invertebrate Eco-SSLs	12
7.3	References Rejected for Use in Derivation of Plant and Soil Invertebrate Eco-SSLs	13
7.4	References Used for Derivation of Wildlife TRVs	23
7.5	References Rejected for Use in Derivation of Wildlife TRVs	25

LIST OF TABLES

Table 2.1	Cobalt Eco-SSLs (mg/kg dry weight in soil)	2
Table 3.1	Plant Toxicity Data - Cobalt	4
Table 5.1	Summary of Avian Toxicity Data Used to Derive TRV - Cobalt	6
Table 5.2	Calculation of the Avian Eco-SSLs for Cobalt	8
Table 6.1	Summary of Mammalian Toxicity Data Used to Derive TRV - Cobalt	9
Table 6.2	Calculation of the Mammalian Eco-SSLs for Cobalt	11

LIST OF FIGURES

Figure 2.1	Typical Background Concentrations of Cobalt in U.S. Soils	2
Figure 5.1	Avian TRV Derivation for Cobalt	7
Figure 6.1	Mammalian TRV Derivation for Cobalt	10

LIST OF APPENDICES

Appendix 5-1	Avian Toxicity Data Extracted and Reviewed for Wildlife Toxicity Reference Value (TRV) - Cobalt
Appendix 6-1	Mammalian Toxicity Data Extracted and Reviewed for Wildlife Toxicity Reference Value (TRV) - Cobalt

1.0 INTRODUCTION

Ecological Soil Screening Levels (Eco-SSLs) are concentrations of contaminants in soil that are protective of ecological receptors that commonly come into contact with soil or ingest biota that live in or on soil. Eco-SSLs are derived separately for four groups of ecological receptors: plants, soil invertebrates, bird and mammals. As such, these values are presumed to provide adequate protection of terrestrial ecosystems. Eco-SSLs for wildlife are derived to be protective of the representative of the conservative end of the distribution in order to make estimates for local populations. The Eco-SSLs are conservative and are intended to be applied at the screening stage of an ecological risk assessment. These screening levels should be used to identify the contaminants of potential concern (COPCs) that require further evaluation in the site-specific baseline ecological risk assessment that is completed according to specific guidance (U.S. EPA, 1997, 1998, and 1999). The Eco-SSLs are not designed to be used as cleanup levels and the United States (U.S.) Environmental Protection Agency (EPA) emphasizes that it would be inappropriate to adopt or modify these Eco-SSLs as cleanup standards.

The detailed procedures used to derive Eco-SSL values are described in separate documentation (U.S. EPA, 2003). The derivation procedures represent the collaborative effort of a multi-stakeholder group consisting of federal, state, consulting, industry, and academic participants led by the U.S. EPA, Office of Solid Waste and Emergency Response.

This document provides the Eco-SSL values for cobalt and the documentation for their derivation. This document provides guidance and is designed to communicate national policy on identifying cobalt concentrations in soil that may present an unacceptable ecological risk to terrestrial receptors. The document does not, however, substitute for EPA's statutes or regulations, nor is it a regulation itself. Thus, it does not impose legally-binding requirements on EPA, states, or the regulated community, and may not apply to a particular situation based upon the circumstances of the site. EPA may change this guidance in the future, as appropriate. EPA and state personnel may use and accept other technically sound approaches, either on their own initiative, or at the suggestion of potentially responsible parties, or other interested parties. Therefore, interested parties are free to raise questions and objections about the substance of this document and the appropriateness of the application of this document to a particular situation. EPA welcomes public comments on this document at any time and may consider such comments in future revisions of this document.

1.0 INTRODUCTION

Ecological Soil Screening Levels (Eco-SSLs) are concentrations of contaminants in soil that are protective of ecological receptors that commonly come into contact with and/or consume biota that live in or on soil. Eco-SSLs are derived separately for four groups of ecological receptors: plants, soil invertebrates, birds, and mammals. As such, these values are presumed to provide adequate protection of terrestrial ecosystems. Eco-SSLs are derived to be protective of the conservative end of the exposure and effects species distribution, and are intended to be applied at the screening stage of an ecological risk assessment. These screening levels should be used to identify the contaminants of potential concern (COPCs) that require further evaluation in the site-specific baseline ecological risk assessment that is completed according to specific guidance (U.S. EPA, 1997, 1998, and 1999). The Eco-SSLs are not designed to be used as cleanup levels and the United States (U.S.) Environmental Protection Agency (EPA) emphasizes that it would be inappropriate to adopt or modify the intended use of these Eco-SSLs as national cleanup standards.

The detailed procedures used to derive Eco-SSL values are described in separate documentation (U.S. EPA, 2003). The derivation procedures represent the collaborative effort of a multi-stakeholder group consisting of federal, state, consulting, industry, and academic participants led by the U.S. EPA, Office of Solid Waste and Emergency Response.

This document provides the Eco-SSL values for cobalt and the documentation for their derivation. This document provides guidance and is designed to communicate national policy on identifying cobalt concentrations in soil that may present an unacceptable ecological risk to terrestrial receptors. The document does not, however, substitute for EPA's statutes or regulations, nor is it a regulation itself. Thus, it does not impose legally-binding requirements on EPA, states, or the regulated community, and may not apply to a particular situation based upon the circumstances of the site. EPA may change this guidance in the future, as appropriate. EPA and state personnel may use and accept other technically sound approaches, either on their own initiative, or at the suggestion of potentially responsible parties, or other interested parties. Therefore, interested parties are free to raise questions and objections about the substance of this document and the appropriateness of the application of this document to a particular situation. EPA welcomes public comments on this document at any time and may consider such comments in future revisions of this document.

2.0 SUMMARY OF ECO-SSLs FOR COBALT

Cobalt belongs to Group VIII of the periodic classification of elements and shares properties with nickel and iron. Cobalt is a relatively rare element in the earth's crust (0.0023%) and is usually found in association with other metals such as copper, nickel, manganese, and arsenic. Release of cobalt to the environment occurs via soil and natural dust, seawater spray, volcanic eruptions, forest fires, and other continental and marine biogenic emissions. Anthropogenic sources include fossil fuel burning, processing of cobalt-containing alloys, copper and nickel smelting and refining, sewage sludge, and agricultural use of phosphate fertilizers.

Cobalt is an essential trace metal that functions as a component of vitamin B₁₂. Vitamin B₁₂ acts as coenzyme in many enzymatic reactions, including some involved in hematopoiesis, and is essential to growth and normal neural function. Non-ruminant animals require dietary intake of cobalt in the physiologically active form of vitamin B₁₂. Intake of inorganic cobalt is sufficient to meet the nutritional requirements of ruminant animals, since ruminal microorganisms have the capacity to biosynthesize vitamin B₁₂ (Henry, 1995). No other essential functions of cobalt have been identified.

Although cobalt is an essential nutrient, excessive oral doses result in a variety of adverse responses. The best characterized toxic responses are increases in red blood cell counts (polycythemia), cardiomyopathy, and effects on the male reproductive system (Paternain et al., 1988; Haga et al., 1996, Pedigo and Vernon, 1993). In addition, reduced food and water intake and growth inhibition are commonly observed (Diaz et al., 1994a; 1994b). At present, the mechanisms underlying cobalt toxicity are poorly understood.

In the terrestrial environment, the availability of cobalt is primarily regulated by pH and is usually found in soils as divalent cobalt. At low pH it is oxidized to trivalent cobalt and often found associated with iron. Adsorption of divalent cobalt on soil colloids is high between pH 6 and 7, whereas leaching and plant uptake of cobalt are enhanced by a lower pH. Soil pH is very important in cobalt uptake by plants and phytotoxicity. More acidic soils sorb cobalt less strongly (<http://toxnet.nlm.nih.gov>).

The Eco-SSL values derived to date for cobalt are summarized in Table 2.1.

Table 2.1 Cobalt Eco-SSLs (mg/kg dry weight in soil)			
Plants	Soil Invertebrates	Wildlife	
		Avian	Mammalian
13	NA	120	230

NA = Not Available. Data were insufficient to derive an Eco-SSL.

Eco-SSL values for cobalt were derived for plants and avian and mammalian wildlife. Eco-SSL values for cobalt could not be derived for soil invertebrates as data were insufficient. The Eco-SSLs range from 13 mg/kg dry weight (dw) for plants to 230 mg/kg dw for mammalian wildlife. These concentrations are higher than the reported range of background soil concentrations in eastern and western U.S. soils (Figure 2.1). Background concentrations of many metals in U.S. soils are described in Attachment 1-4 of the Eco-SSL guidance (U.S. EPA, 2003).

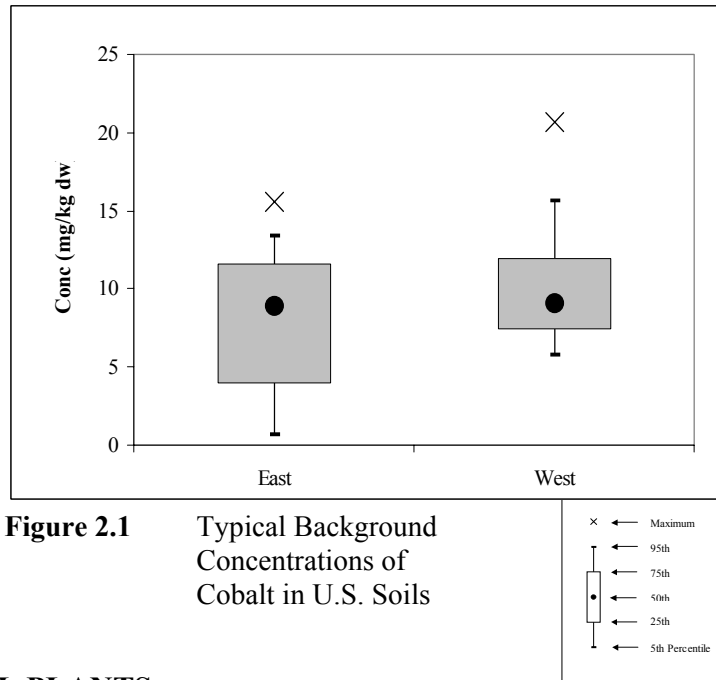


Figure 2.1 Typical Background Concentrations of Cobalt in U.S. Soils

3.0 ECO-SSL FOR TERRESTRIAL PLANTS

Of the papers identified from the literature search process, 152 were selected for acquisition for further review. Of those papers acquired, four met all 11 Study Acceptance Criteria (U.S. EPA 2003; Attachment 3-1). Each of these papers were reviewed and the studies were scored according to the Eco-SSL guidance (U.S. EPA, 2003; Attachment 3-2). Seven studies received an Evaluation Score greater than ten. These studies are summarized in Table 3.1.

The data in Table 3.1 are sorted by bioavailability score and all study results with a bioavailability score of two are used to derive the plant Eco-SSL for cobalt. Six separate studies are used to derive the plant Eco-SSL according to the Eco-SSL guidance (U.S. EPA, 2003; Attachment 3-2). The Eco-SSL is the geometric mean of the EC_{20} values reported for each of three test species under two separate test conditions (pH and % organic matter (OM)) and is equal to 13 mg/kg dw.

4.0 ECO-SSL FOR SOIL INVERTEBRATES

A soil invertebrate Eco-SSL could not be derived for cobalt. Of the papers identified from the literature search process, 11 were acquired for further review. Of those acquired, none met all 11 Study Acceptance Criteria (U.S. EPA, 2003; Attachment 3-1).

Table 3.1 Plant Toxicity Data - Cobalt

Reference	Study ID	Test Organism		Soil pH	OM %	Bio-availability Score	ERE	Tox Parameter	Tox Value Soil Conc. (mg/kg dw)	Total Eval. Score	Eligible for Eco-SSL Derivation?	Used for Eco-SSL?
TN & Associates, Inc., 2000	a	Alfalfa	<i>Medicago Sativa</i>	5.0	5.0	2	GRO	EC ₂₀	0.60	18	Y	Y
TN & Associates, Inc., 2000	b	Barley	<i>Hordeum vilgare</i>	5.0	5.0	2	GRO	EC ₂₀	29.8	18	Y	Y
TN & Associates, Inc., 2000	c	Radish	<i>Raphanus sativa</i>	5.0	5.0	2	GRO	EC ₂₀	14.5	18	Y	Y
TN & Associates, Inc., 2000	d	Alfalfa	<i>Medicago Sativa</i>	6.3	0.1	2	GRO	EC ₂₀	13.4	18	Y	Y
TN & Associates, Inc., 2000	e	Barley	<i>Hordeum vilgare</i>	6.3	0.1	2	GRO	EC ₂₀	36.4	18	Y	Y
TN & Associates, Inc., 2000	f	Radish	<i>Raphanus sativa</i>	6.3	0.1	2	GRO	EC ₂₀	45.2	18	Y	Y
Geometric Mean									13.4			
Data not Used to Derive Eco-SSL												
Rehab, F.I., 1978		Cotton	<i>Gossypium spp.</i>	6.6	2.4	1	GRO	LOAEC	100	12	Y	N

EC₂₀ = Effect concentration for 20% of test population

ERE = Ecologically relevant endpoint

GRO = growth

NOAEC = No-observed adverse effect concentration

LOAEC = Lowest-observed adverse effect concentration

MATC = Maximum acceptable toxicant concentration. Geometric mean of NOAEC and LOAEC.

N = No

OM = Organic matter content

Y = yes

Bioavailability Score described in *Guidance for Developing Eco-SSLs* (USEPA, 2003)

Total Evaluation Score described in *Guidance for Developing Eco-SSLs* (USEPA, 2003)

5.0 ECO-SSL FOR AVIAN WILDLIFE

The derivation of the Eco-SSL for avian wildlife was completed as two parts. First, the toxicity reference value (TRV) was derived according to the Eco-SSL guidance (U.S. EPA, 2003; Attachment 4-5). Second, the Eco-SSL (soil concentration) was back-calculated for each of three surrogate species based on the wildlife exposure model and the TRV (U.S. EPA, 2003).

5.1 Avian TRV

The literature search completed according to the Eco-SSL guidance (U.S. EPA, 2003; Attachment 4-2) identified 530 papers with possible toxicity data for either avian or mammalian species. Of these papers, 498 were rejected for use as described in Section 7.5. Of the remaining papers, 11 contained data for avian test species. These papers were reviewed and data were extracted and scored according to the Eco-SSL guidance (U.S. EPA, 2003; Attachment 4-3 and 4-4). The results of the data extraction and review are summarized in Table 5.1. The complete results are included as Appendix 5-1.

Within the 11 reviewed papers, there are 24 results for biochemical (BIO), behavioral (BEH), pathology (PTH), growth (GRO), and survival (MOR) effects that meet the Data Evaluation Score of >65 for use to derive the TRV (U.S. EPA 2003; Attachment 4-5). These data are plotted in Figure 5.1 and correspond directly with the data presented in Table 5.1. The no-observed adverse effect (NOAEL) values for growth and reproduction are used to calculate a geometric mean NOAEL. This result is examined in relationship to the lowest bounded lowest-observed adverse effect level (LOAEL) for reproduction, growth and survival to derive the TRV according to procedures in the Eco-SSL guidance (U.S. EPA, 2003; Attachment 4-5).

A geometric mean of the NOAEL values for growth was calculated at 7.61 mg cobalt/kg bw/day. This value is lower than the lowest bounded LOAEL for either growth or mortality results. Therefore, the TRV is equal to the geometric mean NOAEL at 7.61 mg cobalt/kg bw/day.

5.2 Estimation of Dose and Calculation of the Eco-SSL

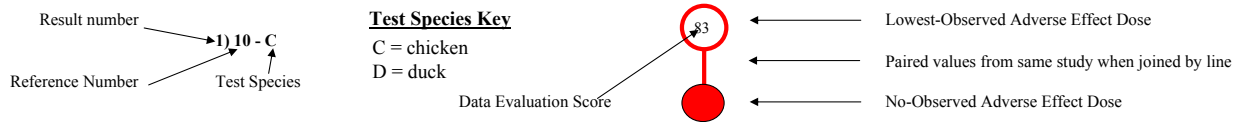
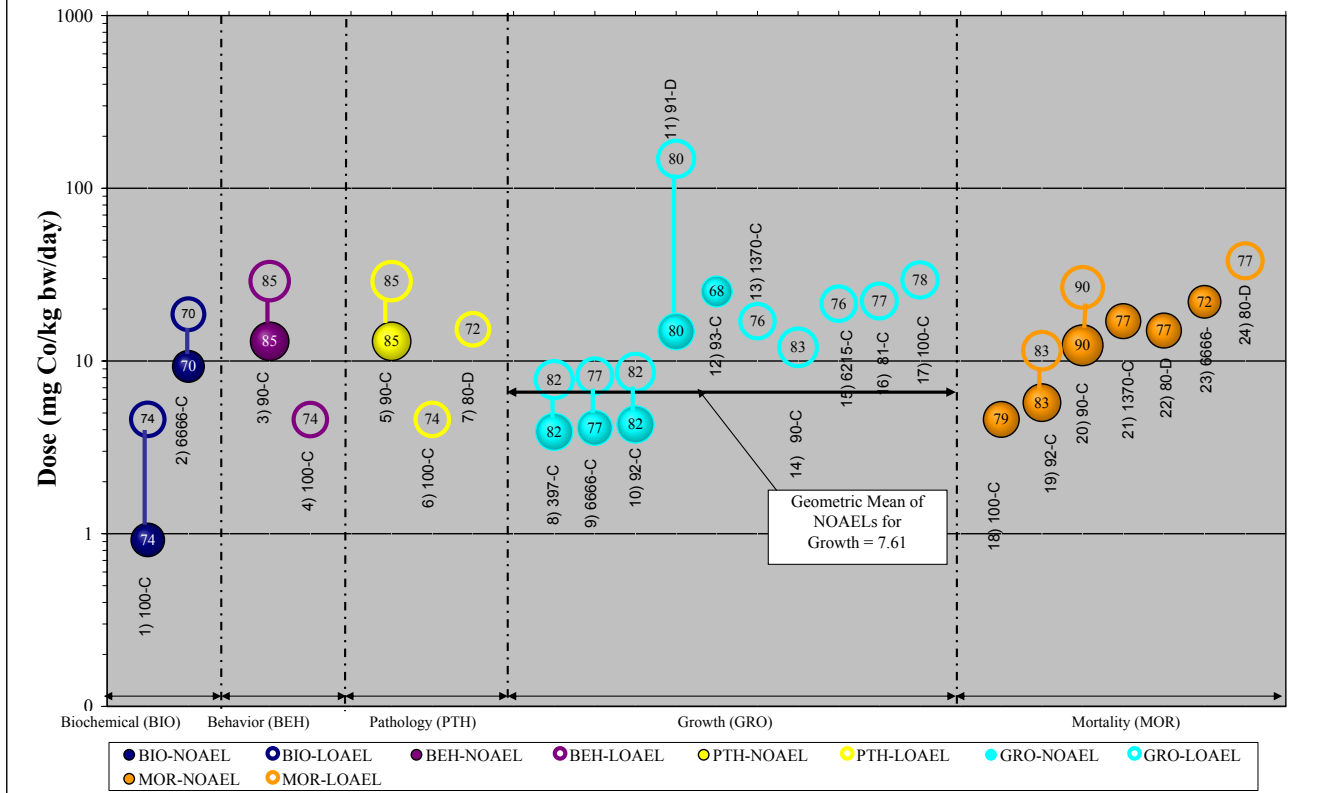
Three separate Eco-SSL values were calculated for avian wildlife, one each for three surrogate species representing different trophic groups. The avian Eco-SSLs for cobalt were calculated according to the Eco-SSL guidance (U.S. EPA, 2003; Attachment 4-5) and are summarized in Table 5.2.

**Table 5.1 Avian Toxicity Data Extracted for Wildlife Toxicity Reference Value (TRV)
Cobalt
Page 1 of 1**

Result #	Reference	Ref No.	Conc/ Doses	Conc/Dose Units	Method of Analyses	Route of Exposure	Exposure Duration	Duration Units	Age	Age Units	Lifestage	Sex	Effect Group	Effect Measure	Response Site	NOAEL Dose (mg/kg/day)	LOAEL Dose (mg/kg/day)	Data Evaluation Score	
Biochemical																			
1	Diaz et al., 1994	100	Chicken (<i>Gallus domesticus</i>)	4	U	FD	42	d	1	d	JV	B	BIO	RBCE	BL	0.920	4.59	74	
2	Ling et al., 1979	6666	Chicken (<i>Gallus domesticus</i>)	4	U	FD	3	w	1	d	JV	M	BIO	HMCT	BL	9.30	18.7	70	
Behavior																			
3	Diaz et al., 1994	90	Chicken (<i>Gallus domesticus</i>)	4	M	FD	14	d	1	d	JV	M	BEH	FCNS	WO	13.0	29.0	85	
4	Diaz et al., 1994	100	Chicken (<i>Gallus domesticus</i>)	2	U	FD	42	d	1	d	JV	B	BEH	FCNS	WO		4.58	74	
Pathology																			
5	Diaz et al., 1994	90	Chicken (<i>Gallus domesticus</i>)	4	M	FD	14	d	1	d	JV	M	PTH	GLSN	WO	13.0	29.0	85	
6	Diaz et al., 1994	100	Chicken (<i>Gallus domesticus</i>)	2	U	FD	42	d	1	d	JV	B	PTH	ORWT	HE		4.59	74	
7	Van Vleet et al., 1981	80	Duck (<i>Anas sp.</i>)	3	U	FD	15	d	1	d	JV	M	PTH	GLSN	MB		15.3	72	
Growth																			
8	Hill, 1979	397	Chicken (<i>Gallus domesticus</i>)	4	U	FD	5	w	1	d	JV	F	GRO	BDWT	WO	3.89	7.80	82	
9	Ling et al., 1979	6666	Chicken (<i>Gallus domesticus</i>)	4	U	FD	3	w	1	d	JV	M	GRO	BDWT	WO	4.10	8.20	77	
10	Hill, 1974	92	Chicken (<i>Gallus domesticus</i>)	6	U	FD	2	w	1	d	JV	B	GRO	BDWT	WO	4.29	8.59	82	
11	Paulov, 1971	91	Duck (<i>Anas sp.</i>)	3	U	FD	8	d	2	d	JV	NR	GRO	BDWT	WO	14.8	148	80	
12	Berg and Martinson, 1972	93	Chicken (<i>Gallus domesticus</i>)	3	U	FD	2	w	1	d	JV	B	GRO	BDWT	WO	25.2		68	
13	Hill, 1979	1370	Chicken (<i>Gallus domesticus</i>)	2	U	FD	2	w	1	d	JV	B	GRO	BDWT	WO		17.0	76	
14	Diaz et al., 1994	90	Chicken (<i>Gallus domesticus</i>)	4	M	FD	14	d	1	d	JV	M	GRO	BDWT	WO		12.0	83	
15	Brown and Southern, 1985	6215	Chicken (<i>Gallus domesticus</i>)	2	U	FD	14	d	0	d	IM	M	GRO	BDWT	WO		21.5	76	
16	Southern and Baker, 1981	81	Chicken (<i>Gallus domesticus</i>)	3	U	FD	15	d	8	d	JV	M	GRO	BDWT	WO		22.3	77	
17	Diaz et al., 1994	100	Chicken (<i>Gallus domesticus</i>)	2	U	FD	14	d	1	d	JV	B	GRO	BDWT	WO		29.5	78	
Survival																			
18	Diaz et al., 1994	100	Chicken (<i>Gallus domesticus</i>)	2	U	FD	42	d	1	d	JV	B	MOR	MORT	WO	4.59		79	
19	Hill, 1974	92	Chicken (<i>Gallus domesticus</i>)	6	U	FD	5	w	1	d	JV	B	MOR	MORT	NR	5.74	11.5	83	
20	Diaz et al., 1994	90	Chicken (<i>Gallus domesticus</i>)	4	M	FD	14	d	1	d	JV	M	MOR	MORT	WO	12.3	26.7	90	
21	Hill, 1979	1370	Chicken (<i>Gallus domesticus</i>)	2	U	FD	2	w	1	d	JV	B	MOR	MORT	NR	17.0		77	
22	Van Vleet et al., 1981	80	Duck (<i>Anas sp.</i>)	3	U	FD	15	d	1	d	JV	M	MOR	MORT	WO	15.0		77	
23	Ling et al., 1979	6666	Chicken (<i>Gallus domesticus</i>)	4	U	FD	3	w	1	d	JV	M	MOR	SURV	WO	22.0		72	
24	Van Vleet et al., 1981	80	Duck (<i>Anas sp.</i>)	2	U	FD	28	d	1	d	JV	M	MOR	MORT	WO		38.0	77	

B = both; BIO = biochemical; BL = blood; BDWT = body weight changes; BEH = behavior; bw = body weight; d = days; F = female; FCNS = food consumption; FD = food; g = grams; GLSN = gross lesions; GRO = growth; HE = heart; HMCT = hematocrit; IM = immature; JV = juvenile; kg = kilograms; LOAEL = lowest-observed adverse effect level; M = male; M = measured; MB = muscle and bone; mg = milligrams; MOR = effects on mortality and survival; MORT = mortality; NOAEL = No-Observed Adverse Effect Level; NR = Not reported; ORWT = organ weight changes; PTH = pathology; SURV = survival; U = unmeasured; w = weeks; WO = whole organism.

Figure 5.1 Avian TRV Derivation for Cobalt



Wildlife TRV Derivation Process

- 1) There are at least three results available for two test species within the growth and survival effect groups. There are enough data to derive TRV. There is no data available on reproductive effects in avian species.
- 2) There are at least three NOAEL results available for calculation of a geometric mean.
- 3) The geometric mean of the NOAEL values for growth equals 7.61 mg cobalt/kg bw/day.
- 4) The geometric mean NOAEL value is lower than the lowest bounded LOAEL for growth or survival results.
- 5) The avian wildlife TRV for cobalt is equal to 7.61 mg cobalt/kg bw/day which is the geometric mean of the NOAEL values for growth.

Table 5.2 Calculation of the Avian Eco-SSLs for Cobalt					
Surrogate Receptor Group	TRV for Cobalt (mg dw/kg bw/d) ¹	Food Ingestion Rate (FIR) ² (kg dw/kg bw/d)	Soil Ingestion as Proportion of Diet (P _s) ²	Concentration of Cobalt in Biota Type (i) ^{2,3} (B _i) (mg/kg dw)	Eco-SSL (mg/kg dw) ⁴
Avian herbivore (dove)	7.61	0.190	0.139	B _i = 0.0075 * Soil _j where i = plants	270
Avian ground insectivore (woodcock)	7.61	0.214	0.164	B _i = 0.122 * Soil _j where i = earthworms	120
Avian carnivore (hawk)	7.61	0.0353	0.057	ln(B _i) = 1.307 * ln(Soil _j) - 4.4669 where i = mammals	1300

¹ The process for derivation of wildlife TRVs is described in Attachment 4-5 of U.S. EPA (2003).
² Parameters (FIR, P_s, B_i values, regressions) are provided in U.S. EPA (2003) Attachment 4-1 (revised February 2005).
³ B_i = Concentration in biota type (i) which represents 100% of the diet for the respective receptor.
⁴ HQ = FIR * (Soil_j * P_s + B_i) / TRV solved for HQ=1 where Soil_j = Eco-SSL (Equation 4-2; U.S. EPA, 2003).
 NA = Not Applicable

6.0 ECO-SSL FOR MAMMALIAN WILDLIFE

The derivation of the Eco-SSL for mammalian wildlife was completed as two parts. First the TRV was derived according to the Eco-SSL guidance (U.S. EPA, 2003; Attachment 4-5). Second the Eco-SSL (soil concentration) was back-calculated for each of three surrogate species based on the wildlife exposure model and the TRV (U.S. EPA, 2003).

6.1 Mammalian TRV

The literature search was completed according to the Eco-SSL guidance (U.S. EPA, 2003; Attachment 4-2) and identified 530 papers with possible toxicity data for cobalt for either avian or mammalian test species. Of these studies, 498 were rejected for use as described in Section 7.5. Of the remaining papers, 20 contained data for mammalian test species. These papers were reviewed and the data were extracted and scored according to the Eco-SSL guidance (U.S. EPA, 2003; Attachment 4-3 and 4-4). The results of the data extraction and review are summarized in Table 6.1. The complete results are provided in Appendix 6.1.

Within the 20 papers there are 38 results for biochemical (BIO), behavioral (BEH), physiology (PHY), pathology (PTH), reproduction (REP), growth (GRO), and survival (MOR) endpoints with a total Data Evaluation Score >65 that were used to derive the TRV (U.S. EPA 2003; Attachment 4-3). These data are plotted in Figure 6.1 and correspond directly with the data presented in Table 6.1. The NOAEL values for growth and reproduction are used to calculate a geometric mean NOAEL. This result is examined in relationship to the lowest bounded LOAEL for reproduction, growth and survival to derive the TRV according to procedures in the Eco-SSL guidance (U.S. EPA, 2003; Attachment 4-4).

Table 6.1 Mammalian Toxicity Data Extracted for Wildlife Toxicity Reference Value (TRV)

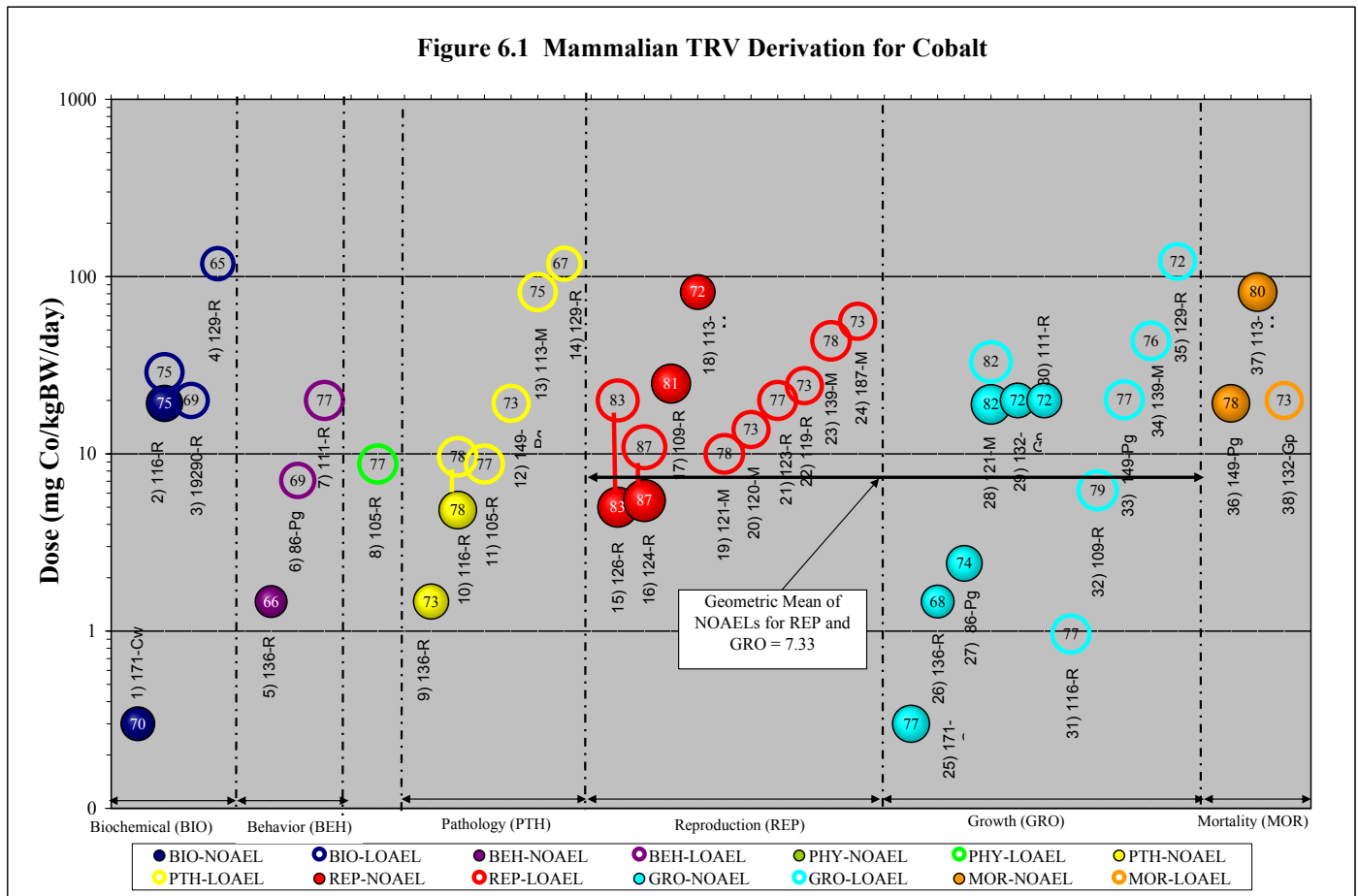
Cobalt

Page 1 of 1

Result #	Reference	Ref No.	Test Organism	# of Conc/ Doses	Method of Analyses	Route of Exposure	Exposure Duration	Duration Units	Age	Age Units	Lifestage	Sex	General Effect Group	Effect Measure	Response Site	NOAEL Dose (mg/kg/day)	LOAEL Dose (mg/kg/day)	Data Evaluation Score	
Biochemical																			
1	Maro et al., 1980	171	Cow (<i>Bos taurus</i>)	2	M	FD	45	d	7	mo	JV	F	BIO	HMGL	BL	0.300		70	
2	Chetty et al., 1979	116	Rat (<i>Rattus norvegicus</i>)	6	U	FD	4	w	NR	NR	NR	B	BIO	HMGL	BL	19.3	28.9	75	
3	Kadiiska et al., 1985	19290	Rat (<i>R. norvegicus</i>)	2	U	DR	30	d	NR	NR	JV	M	BIO	P450	LI		20.0	69	
4	Derr et al., 1970	129	Rat (<i>R. norvegicus</i>)	2	U	DR	35	d	NR	NR	JV	M	BIO	HMCT	BL		118	65	
Behavior																			
5	Gershbein et al., 1983	136	Rat (<i>R. norvegicus</i>)	2	U	FD	80	d	44	d	JV	M	BEH	NMVM	WO	1.47		66	
6	Huck and Clawson, 1976	86	Pig (<i>Sus scrofa</i>)	4	U	FD	28	d	NR	NR	NR	NR	BEH	FCNS	WO		7.08	69	
7	Bourg et al., 1985	111	Rat (<i>R. norvegicus</i>)	2	M	DR	57	d	80	d	JV	M	BEH	ACTP	WO		20.0	77	
Physiology																			
8	Haga et al., 1996	105	Rat (<i>R. norvegicus</i>)	2	U	FD	16	w	NR	NR	NR	M	PHY	Other	HE		8.76	77	
Pathology																			
9	Gershbein et al., 1983	136	Rat (<i>R. norvegicus</i>)	2	U	FD	80	d	44	d	JV	M	PTH	GHIS	NR	1.47		73	
10	Chetty et al., 1979	116	Rat (<i>R. norvegicus</i>)	6	U	FD	4	w	NR	NR	NR	B	PTH	SMIX	TS	4.81	9.63	78	
11	Haga et al., 1996	105	Rat (<i>R. norvegicus</i>)	2	U	FD	16	w	NR	NR	NR	M	PTH	BDWT	WO		8.76	77	
12	Van Vleet et al., 1981	149	Pig (<i>S. scrofa</i>)	2	U	FD	10	w	NR	NR	JV	M	PTH	GLSN	HE		19.3	73	
13	Seidenberg et al., 1986	113	Mouse (<i>Mus musculus</i>)	2	U	GV	5	d	NR	NR	GE	F	PTH	BDWT	WO		81.7	75	
14	Derr et al., 1970	129	Rat (<i>R. norvegicus</i>)	2	U	DR	35	d	NR	NR	JV	M	PTH	SMIX	HE		118	67	
Reproduction																			
15	Nation et al., 1983	126	Rat (<i>R. norvegicus</i>)	3	U	FD	69	d	80	d	MA	M	REP	TEWT	TE	5.00	20.0	83	
16	Domingo et al., 1985	124	Rat (<i>R. norvegicus</i>)	4	U	GV	28	d	NR	NR	MA	F	REP	PRWT	WO	5.45	10.9	87	
17	Paternain et al., 1988	109	Rat (<i>R. norvegicus</i>)	4	U	GV	9	d	NR	NR	GE	F	REP	PRWT	WO	24.9		81	
18	Seidenberg et al., 1986	113	Mouse (<i>M. musculus</i>)	2	U	GV	5	d	NR	NR	GE	F	REP	PROG	WO	81.7		72	
19	Pedigo et al., 1988	121	Mouse (<i>M. musculus</i>)	4	U	DR	13	w	12	w	SM	M	REP	RSUC	WO		10.0	78	
20	Anderson et al., 1992	120	Mouse (<i>M. musculus</i>)	2	U	DR	9	w	12	w	MA	M	REP	TEWT	TE		13.7	73	
21	Corrier et al., 1985	123	Rat (<i>R. norvegicus</i>)	2	U	FD	70	d	100	d	SM	M	REP	TEDG	TE		20.0	77	
22	Mollenhauer et al., 1985	119	Rat (<i>R. norvegicus</i>)	2	U	FD	98	d	100	d	MA	M	REP	TEWT	TE		24.2	73	
23	Anderson et al., 1993	139	Mouse (<i>M. musculus</i>)	2	U	DR	13	w	12	w	MA	M	REP	TEWT	TE		43.4	78	
24	Pedigo et al., 1993	187	Mouse (<i>M. musculus</i>)	2	U	DR	10	w	8 to 10	w	JV	M	REP	PRFM	WO		55.9	73	
Growth																			
25	Maro et al., 1980	171	Cow (<i>Bos taurus</i>)	2	M	FD	45	d	7	mo	JV	F	GRO	BDWT	WO	0.300		77	
26	Gershbein et al., 1983	136	Rat (<i>R. norvegicus</i>)	2	U	FD	80	d	44	d	JV	M	GRO	BDWT	WO	1.47		68	
27	Huck and Clawson, 1976	86	Pig (<i>S. scrofa</i>)	4	U	FD	16	w	NR	NR	NR	NR	GRO	BDWT	WO	2.41		74	
28	Pedigo et al., 1988	121	Mouse (<i>M. musculus</i>)	4	U	DR	5	w	12	w	SM	M	GRO	BDWT	WO	19.0	33.0	82	
29	Mohiuddin et al., 1970	132	Guinea pig (<i>Cavia porcellus</i>)	2	U	OR	5	w	NR	NR	MA	M	GRO	BDWT	WO	20.0		72	
30	Bourg et al., 1985	111	Rat (<i>R. norvegicus</i>)	2	M	DR	57	d	80	d	JV	M	GRO	BDWT	WO	20.0		72	
31	Chetty et al., 1979	116	Rat (<i>R. norvegicus</i>)	6	U	FD	4	w	NR	NR	NR	B	GRO	BDWT	WO		0.963	77	
32	Paternain et al., 1988	109	Rat (<i>R. norvegicus</i>)	4	U	GV	9	d	NR	NR	GE	F	GRO	BDWT	WO		6.23	79	
33	Van Vleet et al., 1981	149	Pig (<i>Sus scrofa</i>)	2	U	FD	5	w	NR	NR	JV	M	GRO	BDWT	WO		20.2	77	
34	Anderson et al., 1993	139	Mouse (<i>M. musculus</i>)	2	U	DR	13	w	12	w	MA	M	GRO	BDWT	WO		43.4	76	
35	Derr et al., 1970	129	Rat (<i>R. norvegicus</i>)	2	U	DR	24	d	NR	NR	JV	M	GRO	BDWT	WO		122	72	
Survival																			
36	Van Vleet et al., 1981	149	Pig (<i>S. scrofa</i>)	2	U	FD	10	w	NR	NR	JV	M	MOR	MORT	WO	19.3		78	
37	Seidenberg et al., 1986	113	Mouse (<i>M. musculus</i>)	2	U	GV	5	d	NR	NR	GE	F	MOR	MORT	WO	81.7		80	
38	Mohiuddin et al., 1970	132	Guinea pig (<i>Cavia porcellus</i>)	2	U	OR	5	w	NR	NR	MA	M	MOR	SURV	WO		20.0	73	

ACTP = activity level; B = both;BDWT = body weight changes; BEH = behavior; BIO = biochemical; BL = blood; d = days; DR = Drinking water; F = female; FCNS = food consumption; FD = food; GE = gestation; GHIS = histologic; GLSN = gross lesions; GRO = growth; GV = gavage; HE = heart; HMCT = hematocrit; HMGL = hemoglobin; JV = juvenile; LI = liver; M = male; M = measured; MA = mature; mo = months; MOR = mortality, MORT = Mortality, NMVM = number of movements; NR = Not reported; OR = other oral; P450 = changes in cytochrome P450; PHY = physiology; PTH = pathology; PRFM = sexual performance; PROG = progeny count ; PRWT = progeny weight; REP = reproduction; RSUC = reproductive success; SM = sexually mature; SMIX = weight relative to body weight; SURV = survival; TE = testes; TEDG = testes degeneration; TEWT = testes weight; TS = Thymus; U = unmeasured; w = weeks; WO = whole organism

Figure 6.1 Mammalian TRV Derivation for Cobalt



Result number → 1) 10 - C
 Reference Number → Test Species

Test Species Key
 R = rat Pg = pig
 M = mouse Gp = guinea pig
 Cw = cow

83 ← Lowest-Observed Adverse Effect Dose
 ← Paired values from same study when joined by line
 ← No-Observed Adverse Effect Dose

Wildlife TRV Derivation Process

- 1) There are at least three results available for two test species within the growth, reproduction and survival effect groups. There are enough data to derive TRV.
- 2) There are at least three NOAEL results available for calculation of a geometric mean.
- 3) The geometric mean of the NOAEL values for growth and reproduction equals 7.33 mg cobalt/kg BW/day.
- 4) The geometric mean NOAEL value is less than the lowest bounded LOAEL for reproduction, growth, or survival.
- 5) The mammalian wildlife TRV for cobalt is equal to 7.33 mg cobalt/kg BW/day.

A geometric mean of the NOAEL values for growth and reproduction was calculated at 7.33 mg cobalt/kg bw/day. This value is lower than the lowest bounded LOAEL for either reproductive, growth, or survival results. Therefore, the TRV is equal to the geometric mean of the NOAEL values for reproduction and growth at 7.33 mg cobalt/kg bw/day.

6.2 Estimation of Dose and Calculation of the Eco-SSL

Three separate Eco-SSL values were calculated for mammalian wildlife, one each for three surrogate species representing different trophic groups. The mammalian Eco-SSLs for cobalt are calculated according to the Eco-SSL guidance (U.S. EPA, 2003; Attachment 4-5) and are summarized in Table 6.2

Table 6.2 Calculation of the Mammalian Eco-SSLs for Cobalt					
Surrogate Receptor Group	TRV for Cobalt (mg dw/kg bw/d) ¹	Food Ingestion Rate (FIR) ² (kg dw/kg bw/d)	Soil Ingestion as Proportion of Diet (P) ²	Concentration of Cobalt in Biota Type (i) ^{2,3} (B _i) (mg/kg dw)	Eco-SSL (mg/kg dw) ⁴
Mammalian herbivore (vole)	7.33	0.0875	0.032	B _i = 0.0075 * Soil _j where i = plants	2100
Mammalian ground insectivore (shrew)	7.33	0.209	0.030	B _i = 0.122 * Soil _j where i = earthworms	230
Mammalian carnivore (weasel)	7.33	0.130	0.043	ln(B _i) = 1.307 * ln(Soil _j) - 4.4669 where i = mammals	470

¹ The process for derivation of wildlife TRVs is described in Attachment 4-5 of U.S. EPA (2003).
² Parameters (FIR, P_s, B_i values, regressions) are provided in U.S. EPA (2003) Attachment 4-1 (revised February 2005).
³ B_i = Concentration in biota type (i) which represents 100% of the diet for the respective receptor.
⁴ HQ = FIR * (Soil_j * P_s + B_i) / TRV solved for HQ=1 where Soil_j = Eco-SSL (Equation 4-2; U.S. EPA, 2003).
 NA = Not Applicable

This Page Intentionally Left Blank

7.0 REFERENCES

7.1 General Cobalt References

- Diaz, G. J., R. J. Julian, and E. J. Squires. 1994a. Cobalt-induced polycythaemia causing right ventricular hypertrophy and ascites in meat-type chickens. *Avian Pathology*. 91-104.
- Diaz, G. J., R. J. Julian, and E. J. Squires. 1994b. Lesions in broiler chickens following experimental intoxication with cobalt. *Avian Dis.* 38 (2): 308-16.
- Haga, Y., N. Clyne, N. Hatroi, C. Hoffman-Bang, S. K. Pehrsson, and L. Ryden. 1996. Impaired myocardial function following chronic cobalt exposure in an isolated rat heart model. *Trace Elements and Electrolytes*. 13 (2): 69-74.
- Henry, P. 1995. Copper Bioavailability. Chapter 6. In: *Bioavailability of Nutrients for Animals: Amino Acids, Minerals, and Vitamins*. C. Ammerman, D. Baker, and A. Lewis (eds.), Academic Press. San Diego, CA.
- Paternain, J. L., J. L. Domingo, and J. Corbella. 1988. Developmental toxicity of cobalt in the rat. *J Toxicol Environm Health*. 24 (2): 193-200.
- Pedigo, N. G. and M. W. Vernon. 1993. Embryonic losses after 10-week administration of cobalt to male mice. *Reprod Toxicol*. 7: 111-116.
- United States Environmental Protection Agency (U.S. EPA). 2003. *Guidance for Developing Ecological Soil Screening Levels*. November. Office of Solid Waste and Emergency and Remedial Response. OSWER Directive 9285.7-55
- United States Environmental Protection Agency (U.S. EPA). 1999. *Ecological Risk Assessment and Risk Management Principles for Superfund Sites*. Office of Emergency and Remedial Response, Washington, DC. OSWER Directive 9285.7-28.P.
- United States Environmental Protection Agency (U.S. EPA). 1998. *Guidelines for Ecological Risk Assessment*. Risk Assessment Forum. U.S. Environmental Protection Agency, Washington DC. EPA/630/R-95/002F. April. May 14, 1998 Federal Register 63(93): 26846-26924.
- United States Environmental Protection Agency (U.S. EPA). 1997. *Ecological Risk Assessment Guidance for Superfund: Process for Designing and Conducting Ecological Risk Assessments*. Interim Final. U.S. Environmental Protection Agency, Environmental Response Team (Edison, NJ). June 5, 1997.

7.2 References Used for Derivation of Plant and Soil Invertebrate Eco-SSLs

- Rehab, F. I. and Wallace, A. 1978. Excess Trace Metal Effects on Cotton: 2. Copper, Zinc, Cobalt and Manganese in Yolo Loam Soil. *Commun. Soil Sci. Plant Anal.* 9[6]: 519-527.
- TN&Associates Inc. 2000. *Plant Toxicity Testing to Support Development of Ecological Soil Screening Levels*. Subcontract Agreement No.SC-IDIQ-1999142-29, National Center for Environ.Assess., Washington, D.C. 53 p.

7.3 References Rejected for Use in Derivation of Plant and Soil Invertebrate Eco-SSLs

These references were reviewed and rejected for use in derivation of the Eco-SSL. The definition of the codes describing the basis for rejection is provided at the end of the reference sections.

- No Dose** Abdel-Sabour, M. F., El Naggr, H. A., and Suliman, S. M. 1994. Use of Inorganic and Organic Compounds as Decontaminants for Cobalt T-60 and Cesium-134 by Clover Plant Grown on INSHAS Sandy Soil. Govt Reports Announcements & Index (GRA&I) 15, 17 p.
- Mix** Abou Hussien, E. A. and Faiyad, M. N. 1996. The Combined Effect of Poudrette, Zinc and Cobalt on Corn Growth and Nutrients Uptake in Alluvial Soils. *Egypt. J. Soil Sci.* 36[1-4], 47-58.
- No Control** Adams, S. N. and Honeysett, J. L. 1964. Some Effects of Soil Waterlogging on the Cobalt and Copper Status of Pasture Plants Grown in Pots. *Aust.J.Agric.Res.* 15, 357-367
- OM, pH** Adams, S. N., Honeysett, J. L., Tiller, K. G., and Norrish, K. 1969. Factors Controlling the Increase of Cobalt in Plants Following the Addition of a Cobalt Fertilizer 38333. *Aust.J.Soil Res.* 7, 29-42
- No Dose** Agarwala, S. C., Bisht, S. S., and Sharma, C. P. 1977. Relative Effectiveness of Certain Heavy Metals in Producing Toxicity and Symptoms of Iron Deficiency in Barley. *Can J Bot* 55, 1299-1307
- Media** Ahmed, M. B. and Twyman, E. S. 1953. The Relative Toxicity of Manganese and Cobalt to the Tomato Plant. *J.Exp.Bot.(London)* 4[11], 164-172
- Media** Ahmed, S. and Evans, H. J. 1959. Effect of Cobalt on the Growth of the Soybeans in the Absence of Supplied Nitrogen. *Biochem.Biophys.Res.Comm.* 1[5], 271-275
- Media** Ahmed, S. and Evans, H. J. 1960. Cobalt: A Micronutrient Element for the Growth of Soybean Plants Under Symbiotic Conditions. *Soil Sci* 90, 205-210
- Mix** Alberici, T. M., Sopper, W. E., Storm, G. L., and Yahner, R. H. 1989. Trace Metals in Soil Vegetation and Voles from Mine Land Treated with Sewage Sludge. *J Environ Qual* 18, 115-120
- Mix** Alegria, A., Barbera, R., Boluda, R., Errecalde, F., Farre, R., and Lagarda, M. J. 1992. Relationship Between Cobalt, Copper and Zinc Content of Soils and Vegetables. *Nahrung* 36[5], 451-460
- FL** Aleshin, E. P., Sheudzhen, A. K., Doseeva, O. A., and Rymar, V. T. 1987. Photosynthetic and Respiratory Activity in Rice Leaves as a Function of Cobalt Supply to the Plants. *Dokl.Vses.Akad.Sel'skokhoz.Nauk* 2, 15-17
- Media** Amir, Hamid and Pineau, Rene. 1998. Effects of metals on the germination and growth of fungal isolates from new caledonian ultramafic soils. *Soil Biology & Biochemistry* 30[14], 2043-2054
- Mix** Anderson, A. J., Meyer, D. R., and Mayer, F. K. 1973. Heavy Metal Toxicities: Levels of Nickel, Cobalt, and Chromium in the Soil and Plants Associated with Visual Symptoms and Variation in Growth of an Oat Crop. *Aust.J.Agric.Res.* 24, 557-571.
- Mix** Andreae, H. Verteilung Von Schwermetallen In Einem Forstlich Genutzten Wassereinzugsgebiet Unter Dem Einfluss Saurer Deposition Am Beispiel Der Soesemulde (Westharz). (Distribution Of

Heavy Metals In A Wood Culture Water Catchment Area Under The Influence Of Acid De. Govt-Reports-Announcements-&-Index-(GRA&I),-Issue-21,-1995.

- OM, pH** Askew, H. O. and Dixon, J. K. 1937. Influence of Cobalt Top-Dressing on the Cobalt Status of Pasture Plants. *N.Z.J.Sci.Technol.* 18, 688-693
- FL** Astapovich, N. I. and Grel, M. V. 1975. Effects of Various Cobalt Salts and Their Concentrations on the Activity of Pectolytic Enzymes Systemized by Microscopic Fungi. *Biol.Akt.Veshchestva Mikroorg.* 36-39.
- FL** Austenfeld, F. A. 1979. Effects of Nickel, Cobalt and Chromium on Net Photosynthesis of Primary and Secondary Leaves of *Phaseolus vulgaris* L. (Nettophotosynthese der Primarund Folgeblätter von *Phaseolus vulgaris* L. unter dem Einfluss von Nickel, Kobalt und Chrom). *Photosynthetica* 13[4], 434-438.
- Media** Baker, A. J. M., Brooks, R. R., Pease, A. J., and Malaisse, F. 1983. Studies on Copper and Cobalt Tolerance in Three Closely Related Taxa Within the Genus *Silene* L. (Caryophyllaceae) from Zaire. *Plant Soil* 73, 377-385.
- Media** Barker, A. V. and Corey, K. A. 1991. Interrelationships of ammonium toxicity and ethylene action in tomato. *Hortscience.* 26[2], 177-180.
- Media** Berry, W. L. 1978. Comparative Toxicity of VO_3 , CrO_2-4 , Ni^{2+} , Cu^{2+} , Zn^{2+} , and Cd^{2+} to Lettuce Seedlings. In: D.C.Adriano and I.L.Brisbin,Jr.(Eds.), *Environmental Chemistry and Cycling Processes*, Proc.Symp.Held at Augusta, Georgia, April 18-May 1, 1976, Tech.Info.Center, U.S.Dep of Energy (U.S.NTIS CONF-760429) , 582-589.
- Media** Bittell, J., Koeppe, D. E., and Miller, R. J. 1974. Sorption of Heavy Metals Cations by corn Mitochondria and the Effects on Electron and Energy Transfer Reactions. *Physiol Plant* 30, 226-230.
- Species** Blankenship, M. L. and Wilbur, K. M. 1975. Cobalt Effects on Cell Division and Calcium Uptake in the Coccolithophoroid *Cricosphaera carterae* (Haptophyceae) 38589. *J.Physiol.* 11, 211-219.
- Media** Bobak, M. 1974. Influence of Exogenous Added Cobalt upon the Submicroscopic Structure and the Chromosomes of Meristematic Cells of the Horse Bean (*Vicia faba* L.,C.V. Zborovicky). *Physiol.Plant.* 8, 17-24.
- Media** Bolle-Jones, E. W. and Mallikarjuneswara, V. R. 1957. A Beneficial Effect of Cobalt on the Growth of the Rubber Plant (*Hevea brasiliensis*). *Nature* 179, 738-739.
- Rev** Bozhenkov, V. P. 1968. Effect of Aluminum and Cobalt on the Nucleic Acid Content and Ribonuclease Activity in the Growth Points of Sunflower Under Water Deficit Conditions 37728. *Russ.J.Plant Physiol.*(Transl.of Fiziol.Rast.15(1):116-122) 68, 94-99.
- Media** Brenchley, W. E. 1938. Comparative Effects of Cobalt, Nickel and Copper on Plant Growth. *Ann.Appl.Biol.* 25[4], 671-694.
- Dup** Brenchley, W. E. 1938. Comparative Effects of Cobalt, Nickel, and Copper on Plant Growth 40004. *Ann.Appl.Biol.* 25[4], 671-694.
- No Control** Brooks, R. R. 1977. Copper and Cobalt Uptake by Haumaniastrum Species. *Plant Soil* 48, 541-544.

- Rev** Brooks, R. R., Reeves, R. D., Morrison, R. S., and Malaisse, F. 1980. Hyperaccumulation of Copper and Cobalt: A Review. *Bull.Soc.R.Bot.Belgique* 113, 166-172.
- FL** Burca, S., Cachita-Cosma, D., Craciun, C., and Trifu, M. 1984. Modifications Caused by the Trace Elements Manganese and Cobalt in the Ultrastructure of the Roots of Tomato Seedlings (Modificari Cauzate de Microelementele Mangansi Cobalt in Ultrastructura Radacinilor Plantulelor de Tomate). *Stud.Univ.Babes-Bolyai.Biol.* 29, 27-34.
- No Dose** Cataldo, D. A. and Wildung, R. E. 1978. Soil and Plant Factors Influencing the Accumulation of Heavy Metals by Plants. *Environ.Health Perspect.* 27, 149-159.
- No Dose** Cataldo, D. A., Fellows, R. J., and Harvey, S. D. 1996. Evaluation of the Metabolic Fate of Munitions Material (TNT RDX) in Plant Systems and Initial Assessment of Material Interaction with Plant Genetic Material. *Govt Reports Announcements & Index (GRA&I)*, (8):
- FL** Celardin, F. and Landry, J. C. 1988. Bioindicators of pollution earthworms and heavy metals in soil. *ARCH SCI (GENEVA).Archives des Sciences (Geneva).*41 (2).1988.225-228. 41[2], 225-228.
- No Dose** Chatterjee, J. and Chatterjee, C. 2000. Phytotoxicity of Cobalt, Chromium and Copper in Cauliflower. *Environ.Pollut.* 109[1], 69-74.
- No Tox** Clapp, R. B. Annual Report Of The Environmental Restoration Monitoring And Assessment Program At Oak Ridge National Laboratory For Fy 1992. Environmental Restoration Program. *Govt-Reports-Announcements-&-Index-(GRA&I),-Issue-09,-1993.*
- Media** Clark, R. B., Pier, P. A., Knudsen, D., and Maranville, J. W. 1981. Effect of Trace Element Deficiencies and Excesses on Mineral Nutrients in Sorghum. *J.Plant Nutr.* 3[1-4], 357-374.
- Rev** Cole, C. J. and Carson, B. L. 1981. Cobalt in the Food Chain. In: I.C.Smith, and B.L.Carson (Eds.), *Trace Metals inthe Environment, Volume 6, Cobalt*, Ann Arbor Science Publ.Inc., Ann Arbor, MI , 777-924.
- No Control** Crossley, D. A. J., Blood, E. R., Hendrix, P. F., and Seastedt, T. R. 1995. Turnover of Cobalt-60 by Earthworms (*Eisenia foetida*) (Lumbricidae, Oligochaeta). *Appl.Soil Ecol.* 2[2], 71-75.
- FL** Danilova, T. A. and Demkina, E. N. 1967. The Role of Cobalt in Nitrogen Accumulation by Leguminosae. *Dokl.Akad.Nauk* 172[2], 487-490.
- FL** Danilova, T. A., Tishchenko, I. V., and Demikina, E. N. 1969. Some Characteristic Effects of Cobalt on Peas. *Agrokimiya* 1, 85-89.
- Media** Dekock, P. C. 1956. Heavy Metal Toxicity and Iron Chlorosis. *Ann.Bot.* 20[77], 133-141.
- Media** Doncheva, S. 1992. Qualitative and structural changes in maize plant root cells under increased concentrations of manganese and cobalt. *Dokl.Bulg.Akad.Nauk.* 45[8], 119-122.
- OM, pH** Fischer, Erno and Molnar, Laszlo. 1997. Growth and reproduction of *Eisenia fetida* (oligochaeta, lumbricidae) in semi-natural soil containing various metal chlorides. *Soil Biol Biochem* 29[3/4], 667-670.
- Media** Gabbrielli, R., Mattioni, C., and Vergnano, O. 1991. Accumulation Mechanisms and Heavy Metal Tolerance of a Nickel Hyperaccumulator. *J.Plant Nutr.* 14[10], 1067-1080.

- Media** Gerendas, J., Polacco, J. C., Freyermuth, S. K., and Sattelmacher, B. 1998. Co does not replace Ni with respect to urease activity in zucchini (*Cucurbita pepo* convar. *giromontiina*) and Soybean (*Glycine max*). *Plant Soil* 203[1], 127-135.
- No Control** Gerzabek, M. H., Mohamad, S. A., Mueck, K., and Horak, O. 1994. ⁶⁰Co, ⁶³Ni and ⁹⁴Nb Soil-to-Plant Transfer in Pot Experiments. *J. Environ. Radioact.* 25, 205-212.
- No Dur** Gheesling, S. E., Gideon, J. C., Gregory, S. M., Hamilton, L. V., and Horwedel, B. M. Environmental Surveillance Data Report For The First Quarter Of 1993. Govt-Reports-Announcements-&-Index-(GRA&I),-Issue-16,-1994.
- No Dur** Gheesling, S. E., Gideon, J. C., Gregory, S. M., Hamilton, L. V., and Loffman, R. S. Environmental Surveillance Data Report For The Second Quarter Of 1993. Govt-Reports-Announcements-&-Index-(GRA&I),-Issue-15,-1994.
- FL** Godnev, T. N. and Leshina, A. V. 1967. After Effects of Molybdenum and Cobalt on Peas. *Dokl Akad. Nauk Beloruss.* 11[4], 359-361.
- No Dur** Goldberg, P. Y., Cooper, R. C., Hamilton, L. V., Hughes, J. F., and Horwedel, B. M. Environmental Surveillance Data Report For The First Quarter Of 1992. Govt-Reports-Announcements-&-Index-(GRA&I),-Issue-15,-1993.
- FL** Gorid'ko, I. V. 1967. The Effect of Cobalt on Water Content, Water Retention, and Transporation of Potato Leaves. *Nauchn. Dokl. Vyssh. Skh. Biol. Nauki* 3, 84-87.
- Media** Gorsuch, J. W., Kringle, R. O., and Robillard, K. A. 1990. Chemical Effects on the Germination and Early Growth of Terrestrial Plants. In: W. Wang, J.W.Gorsuch., and W.R.Lower (Eds.), *Plants for Toxicity Assessment*, ASTM STP 1091, Philadelphia, PA , 49-58.
- Media** Grover, S. and Purves, W. K. 1976. Cobalt and Plant Development Interactions with Ethylene in Hypocotyl Growth. *Plant Physiol.* 57, 886-889.
- Mix** Grummitt, W. E. 1976. Transfer of Cobalt-60 to Plants from Soils Treated with Sewage Sludge. In: C.E.Cushing, Jr.(Ed.), *Radioecology and Energy Resources*, Dowden, Hutchinson, and Ross, Stroudsburg, PA , 331-335.
- Media** Halsall, D. M. 1977. Effects of Certain Cations on the Formation and Infectivity of *Phytophthora* Zoospores. 2. Effects of Copper, Boron, Cobalt, Manganese, Molybdenum, and Zinc Ions. *Can.J.Microbiol.* 23[8], 1002-1010.
- Media** Handreck, K. A. and Riceman, D. S. 1969. Cobalt Distribution in Several Pasture Species Grown in Culture Solution. *Aust.J.Agric.Res.* 20, 213-226.
- Mix** Hartenstein, R., Neuhauser, E. F., and Narahara, A. 1981. Effects of Heavy Metal and Other Elemental Additives to Activated Sludge on Growth of *Eisenia foetida*. *J. Environ. Qual.* 10[3], 372-376.
- Mix** Hewitt, E. J. and Bolle-Jones, E. W. 1951. Investigations on Possible Micronutrient Elements for Higher Plants. I. Experiments with Cobalt, Nickel and Gallium in Sand Culture. *Ann.Rep.Agric.Hortic.Res.Sta., Long Ashton, Bristol, England* , 62-66.
- Species** Hodgson, J. F. 1969. Effect of Iron Removal on Cobalt Sorption By Clays. *Soil Sci.* 108[6], 391-396.

- Media** Howard, B. and Simkiss, K. 1981. Metal Binding by *Helix aspersa* Blood. *Comp Biochem Physiol* 70A, 559-561.
- Media** Imai, I. and Siegel, S. M. 1973. A Specific Response to Toxic Cadmium Levels in Red Kidney Bean Embryos. *Physiol.Plant.* 29, 118-120.
- FL** Ishchenko, G. S. and Butnik, A. S. 1991. The influence of cobalt and cadmium on the growth, development and crops of the basic cultivated plants in central Asia. *Uzb.Biol.Zh.* [5], 30-33.
- Media** Jacobs, E. E., Jacob, M., Sanandi, D. R., and Bradley, L. B. 1956. Uncoupling of Oxidative Phosphorylation by Cadmium Ion. *Journal of Biological Chemistry* 223, 147-156.
- Species** Jardine, P. M. and Jacobs, G. K. 1991. Unsaturated Transport Of Inorganic Cations In Undisturbed Soil Columns. *Gov.Rep.Announce.Index Issue* 14.
- Media** Jarosik, J., Zvara, P., Konecny, J., and Obdrzalek, M. 1988. Dynamics of Cobalt-60 Uptake by Roots of Pea Plant (*Pisum sativum*). *Sci.Total Environ.* 71, 225-229.
- Media** Jaworska, M., Gorczyca, A., Sepiol, J., and Tomasik, P. 1997. Effect of Metal Ions on the Entomopathogenic Nematode *Heterohabditis becteriophora* poinar (Nematode: *Heterohabditidae*) Under Laboratory Conditions. *Water Air Soil Pollut* 93, 157-166.
- FL** Kalashnikova, E. V. Cobalt and cadmium accumulation in the yield of several crops in plant irradiation carried out on soils polluted with heavy metals. *Agrokhimiya.Agrokhimiya.0* (9).1991.77-82.
- FL** Kamenova, S. M. Y., Kudrev, T. G., and Shakhpazova, L. K. A. 1983. Effect of Cobalt and Mercury on Some Maize Plant Reactions. *Fiziol.Rast.* 9, 78-82.
- OM, pH** Khan, M. R., Singh, S. K., and Khan, M. W. 1988. Response of Lentil to Cobalt as a Soil Pollutant. *Ann.Appl.Biol.* 112[Suppl], 104-105.
- OM, pH** Khan, M. R., Khan, M. W., and Nabi, S. T. 1994. Effect of cobalt, a soil-pollutant, on hatching, mortality and penetration of root-knot nematode, *Meloidogyne incognita*. *Chem.Environ.Res.* 3[3/4], 265-269.
- OM, pH** Khan, M. W. and Salam, M. A. 1990. Interactions of *Meloidogyne-javanica* *Fusarium-udum* and *Rhizobium* on pigeon pea in the presence of nickel and cobalt as pollutants. *Ann.Appl.Biol.* 116[3], 549-556.
- Media** Khan, Mujeebur Rahman, Khan, M. Wajid, and Singh, Kamal. 1996. Growth performance of chickpea under the influence of nickel and cobalt as soil pollutants. *J.Indian Bot.Soc.* 75[3/4], 193-196.
- OM** Kloke, A. and Egels, W. 1976. Effect of Excess Fertilization with Boron, Cobalt, Copper Manganese, and Zinc on the Content of These Elements in Soil and Plants 38813. *Dokl.Zarub.Uchastnikov-Mezhdunar.Kongr.Minor.Udobr.*, 8th 2[4/5], 115-121.
- Media** Komeczynski, L., Nowak, H., and Rejniak, L. 1963. Effect of Cobalt, Nickel and Iron on Mitosis in the Roots of the Broad Bean (*Vicia faba*). *Nature* 198[4884], 1016-1017.
- No Control** Kramer, James R., Adams, Nicholas W. H., Manolopoulos, Helen, and Collins, Pamela V. 1999. Silver at an old mining camp, Cobalt, Ontario, Canada. *Environ.Toxicol.Chem.* 18[1], 23-29.

- OM, pH** Kubota, J., Lemon, E. R., and Allaway, W. H. 1963. The Effect of Soil Moisture upon the Uptake of Molybdenum, Copper and Cobalt by Alsike Clover. *Soil Sci.Soc.Am.Proc.* 27, 679-683.
- Media** Lane, I. and Puckett, K. J. 1979. Responses of the Phosphatase Activity of the Lichen *Cladonia rangiferina* to Various Environmental Factors Including Metals. *Can.J.Bot.* 57, 1534-1540.
- FL** Leshina, A. V. 1969. Effect of the Presowing Treatment of Seeds with Cobalt and Molybdenum Salts on Some Physiological and Biochemical Indexes of Leguminous Crops. *Botanika* 11, 179-183.
- FL** Lipskaya, G. A. 1970. Anatomico-Cytological Features of Cucumber Leaves in the Presence of Cobalt and Manganese in the Nutrient Mixture 37794. *Fiziol.Rast.* 17[5], 997-1003 (RUS)
- FL** Lipskaya, G. A. 1970. Accumulation of Chlorophyll in Sugar Beet Chloroplasts Under the Influence of Cobalt Applied Separately and Together with Boron, Manganese, Copper, Zinc, and Molybdenum. *Agrokimiya* 2, 105-110
- FL** Lipskaya, G. A. 1971. Accumulation of Chlorophyll in Chloroplasts of Cucumber Leaves Under the Effect of Cobalt and Manganese Applied Separately and Together. *Biol.Nauki* 15[1], 14-2.
- FL** Lipskaya, G. A., Matvyeyentsava, V. S., and Sergeichik, S. A. 1972. Effect of Cobalt on Accumulation of Various Forms of Chlorophyll. *Dokl.Akad.Nauk.B SSR* 116, 70-72.
- FL** Lipskaya, G. A., Matvyeyentsava, V. S., and Charkaskaya, S. K. 1973. Effect of Various Combination of Cobalt with Other Trace Elements on the Change of Activity of the Hill Reaction. *Vysti.Akad.Nauk.B.SSR Syer.Biyal.Navuk.* 2[2], 32-36.
- FL** Lipskaya, G. A. 1974. Effect of Cobalt and Heteroauxin on the Morphology and Structure of a Barley Leaf. *Vesti Akad.Navuk Belaruski , Ser.Biyal.Navuk, No.2 ,* 121-123.
- FL** Lipskaya, G. A. 1988. Morphofunctional Characteristics of the Photosynthetic Apparatus of the Growing Barley Leaf Under the Effect of Cobalt and Auxin. *Fiziol.Biokhim.Kul't.Rast.* 20[3], 241-246.
- FL** Lipskaya, G. A. 1988. Effect of cobalt and auxin on morphological and functional characteristics of the photosynthetic apparatus of growing barley leaves. *Fiziol.Biokhim.Kul't.Rast.* 20[3], 241-245.
- FL** Lipskaya, G. A. 1990. Development of the Photosynthetic Apparatus in Barley Grown from Seeds Varied in Cobalt Content Under Sterile and Non-Sterile Conditions. *Fiziol.Rast.* 37[4], 668-674.
- Media** Lui, Donghua, Jiang, Wusheng, Wang, Wei, and Zhai, Lin. 1995. Evaluation of metal ion toxicity on root tip cells by the allium test. *Israel Journal of Plant Sciences* 43, 125-133.
- OM** McKenzie, R. M. 1978. The Effect of Two Manganese Dioxides on the Uptake of Lead, Cobalt, Nickel, Copper and Zinc by Subterranean Clover. *Aust.J.Soil Res.* 16[2], 209-214.
- Mix** Memon, A. R., Ito, S., and Yatazawa, M. 1980. Taxonomic Characteristics in Accumulating Cobalt and Nickel in the Temperate Forest Vegetation of Central Japan. *Soil Sci.Plant Nutr.* 26[2], 271-280.
- Media** Millikan, C. R. 1948. Effect of Molybdenum on the Severity of Toxicity Symptoms in Flax Induced by an Excess of Either Manganese, Zinc, Copper, Nickel or Cobalt in the Nutrient Solution. *J.Aust.Inst.Agric.Sci.* 5, 180-186.

- Media** Millikan, C. R. 1949. Effects of Flax of a Toxic Concentration of Boron Iron, Molybdenum, Aluminum, Copper, Zinc, Cobalt, or Nickel in the Nutrient Solution. *R Soc Victoria Proc* 61, 25-42.
- No Control** Mitchell, R. L. 1945. Cobalt and Nickel in Soils and Plants. *Soil Sci.* 60, 63-70.
- Media** Moreno-Caselles, J., Perez-Espinosa, A., Perez-Murcia, M. D., Moral, R., and Gomez, I. 1997. Effect of Increased Cobalt Treatments on Cobalt Concentration and Growth of Tomato Plants. *J.Plant Nutr.* 20[7/8], 805-811.
- Media** Moreno-Caselles, J., Perez-Espinosa, A., Perez-Murcia, M. D., Moral, R., and Gomez, I. 1998. Cobalt-Induced Stress in Soilless Lettuce Cultivation: I. Effect on Yield and Pollutant Accumulation. *Acta Hort.* 458, 239-242.
- Media** Moreno-Caselles, J., Perez-Espinosa, A., Perez-Murcia, M. D., Moral, R., and Gomez, I. 1998. Cobalt-induced stress in soilless lettuce cultivation: II. Effect on nutrient evolution. *Acta Hort.*, V458, NWater Quality and Quantity in Greenhouse Horticulture , 243-246.
- No Control** Morrison, R. S., Brooks, R. R., Reeves, R. D., and Malaisse, F. 1979. Copper and Cobalt Uptake by Metallophytes from Zaire. *Plant Soil* 53, 535-539.
- OM, pH** Neuhauser, E. F., Meyer, J., Malecki, M. R., and Thomas, J. M. 1984. Impact of Dietary Cobalt Supplements on Growth and Reproduction in the Earthworm *Eisenia foetida*. *Soil Biol Biochem* 16[5], 521-523.
- Score** Nicholas, D. J. D. 1950. Some Effects of Metals in Excess on Crop Plants Grown in Soil Culture. I. Effects of Copper, Zinc, Lead, Cobalt, Nickel and Manganese on Tomato Grown in an Acid Soil. *Bristol Agric.Hortic.Res.Stm.Annu.Rep.* 1950 , 96-108.
- Media** Okamoto, K., Suzuki, M., Fukanim, M., Toda, S., and Fuwa, K. 1977. Heavy Metal Tolerance of *Penicillium Ochro-Chloron* II. Uptake of Heavy Metals by Copper Tolerant Fungus *Penicillium Ochro-Chloron*. *Agric.Biol.Chem.* 41, 17-22.
- Media** Paliouris, G. and Hutchinson, T. 1991. Arsenic, Cobalt and Nickel Tolerances in Two Populations of *Silene vulgaris* (Moench) Garcke from Ontario, Canada. *New Phytol.* 117, 449-459.
- Rev** Palit, S., Sharma, A., and Talukder, G. 1994. Effects of Cobalt on Plants. *Bot.Rev.* 60[2], 149-181.
- Media** Patel, P. M., Wallace, A., and Mueller, R. T. 1976. Some Effects of Copper, Cobalt, Cadmium, Zinc, Nickel, and Chromium on Growth and Mineral Element Concentration in Chrysanthemum. *J.Am.Soc.Hortic.Sci.* 101[5], 553-556.
- OM, pH** Patterson III, W. A. and Olson, J. J. 1982. Effects of Heavy Metals on Radicle Growth of Selected Woody Species Germinated on Filter Paper, Mineral and Organic Soil Substrates. *Can J For Res* 13, 233-238.
- OM** Patterson III, W. A. and Olson, J. J. 1983. Effects of Heavy Metals on Radicle Growth of Selected Woody Species Germinated on Filter Paper, Mineral and Organic Soil Substrates. *Can.J.For.Res.* 13, 233-238.
- Score** Perez-Espinosa, A., Moreno-Caselles, J., Moral, R., Perez-Murcia, M. D., and Gomez, I. 1999. Effect of Sewage Sludge and Cobalt Treatments on Tomato Fruit Yield, Weight and Quality. *J. Plant Nutr.* 22[2]: 379-385.

- FL** Poletaeva, V. F. 1969. Effect of Cobalt on Fusarium Cotton Wilt. *Izv.Akad.Nauk Turkm.SSR, Ser.Biol.Nauk*, 71[3], 73-74.
- Media** Puckett, K. J., Nieboer, E., Gorzynski, M. J., and Richardson, D. H. S. 1973. The Uptake of Metal Ions by Lichens: A Modified Ion-Exchange Process. *New Phytol* 72, 329-342.
- Media** Rauser, W. E. 1978. Early Effects of Phytotoxic Burdens of Cadmium, Cobalt, Nickel and Zinc in White Beans. *Can.J.Bot.* 56, 1744-1749.
- Media** Rauser, W. E. and Dumbroff, E. B. 1981. Effects of Excess Cobalt, Nickel and Zinc on the Water Relations of *Phaseolus vulgaris*. *Environ.Exp.Bot.* 21[2], 249-255.
- Media** Reisenauer, H. M. 1960. Cobalt in Nitrogen Fixation by a Legume. *Nature (London)* 186[4722], 375-376.
- Media** Reisenauer, H. M. 1960. Cobalt in Nitrogen Fixation by a Legume. *Nature* 186, 375-376.
- No Control** Romney, E. M. and Toth, S. J. 1954. Plant and Soil Studies with Radioactive Manganese. *Soil Sci.* 77, 107-117.
- No COC** Rosolem, C. A. and Caires, E. F. 1998. Yield and Nitrogen Uptake of Peanuts as Affected by Lime, Cobalt, and Molybdenum. *J.Plant Nutr.* 21[5], 827-835.
- OM** Rossiter, R. C., Curnow, D. H., and Underwood, E. J. 1948. The Effect of Cobalt Sulphate on the Cobalt Content of Subterranean Clover (*Trifolium subterraneum* L. var. *Dwalganup*) at Three Stages of Growth 20464. *J.Aust.Inst.Agric.Sci.* 14[1], 9-14.
- Mix** Sanglimsuwan, Sarunya, Yoshida, Naoto, Morinaga, Tsutomu, and Murooka, Yoshikatsu. 1993. Resistance to and uptake of heavy metals in mushrooms. *Journal of Fermentation and Bioengineering* 75[2], 112-114.
- Media** Sarada, R. L. and Polasa, H. 1992. Effect of Manganese, Copper and Cobalt on the In Vitro Growth of *R. leguminosarum*-2001 and on the Symbiotic Nitrogen Fixation in Lentil Plants. *Indian J.Agric.Res.* 26[4], 187-194.
- FL** Semina, P. M. 1967. The Action of Cobalt on Chlorophyll Accumulation, the Intensity of Photosynthesis, and the Seed Crop of Buckwheat. *Nauchn.Dokl.Vyssk.Shk.Biol.Nauki* 3, 80-83.
- FL** Semina, P. M. 1970. Effect of Cobalt on the Water Regime of Buckwheat. *Biol.Nauki* No.6 , 69-72.
- Media** Shaukat-Ahmed. and Evans, H. J. 1961. The Essentiality of Cobalt for Soybean Plants Grown Under Symbiotic Conditions. *Proc.Natl.Acad.Sci.* 47, 24-36.
- OM** Sheppard, M. I. and Sheppard, S. C. 1985. Concentrations and Concentrations Ratios of U, As and Co in Scots Pine Grown in a Waste-Site Soil and an Experimentally Contaminated Soil 47149. *Water Air Soil Pollut* 26[1], 85-94.
- OM, pH** Sheppard, M. I., Thibault, D. H., and Sheppard, S. C. 1985. Concentrations and Concentration Ratios of U,As and Co in Scots Pine Grown in a Waste-Site Soil and an Experimentally Contaminated Soil 47150. *Water Air Soil Pollut* 26[1], 85-94.
- Mix** Shinonaga, Taeko and Ambe, Shizuko. 1998. Multitracer study on absorption of radionuclides in atmosphere-plant model system. *Water Air and Soil Pollution* 10[1-4], 93-103.

- FL** Shklyayev, Y. N. 1978. Effect of Top Dressing with Cobalt-60 and Carbon-14 Distribution in Vetch Plants (Vliyanie Nekornevoi Podkormki Kobal'tom na Raspredelenie ^{60}Co i ^{14}C v Rastenyakh Viki). *Agrokhimiya* 1, 115-118.
- In Vit** Siegel, S. M. 1977. The Cytotoxic Response of Nicotiana Protoplast to Metal Ions: A Survey of the Chemical Elements. *Water Air Soil Pollut* 8[1-4], 293-304.
- Singh, R. K., Shukla, R. P., and Dwivedi, R. S. 1992. Effect of Cadmium, Cobalt and Nickel Salts on the Survivability of Sclerotia and Plant Infection by *Sclerotium rolfsii* Causing Root-Rot Disease of Barley. *Trop. Sci.* 32[3]: 269-274.
- Rev** Suttle, N. F. 1988. The Role of Comparative Pathology in the Study of Copper and Cobalt Deficiencies in Ruminants. *J Comp Pathol* 99, 241-258.
- FL** Tanaka, A., Tadano, T., and Ebine, Y. 1978. Comparison of Adaptability to Heavy Metals Among Crop Plants. III. Adaptability to Nickel and Cobalt. *Nippon Dojo Hiriyogaku Zasshi* 49[4], 314-320.
- Media** Tiffin, L. O. 1967. Translation of Manganese, Iron, Cobalt and Zinc in Tomato. *Plant Physiol.* 42, 1427-1432.
- Mix** Tolle, Duane A., Arthur, Mickey F., Chesson, Jean, and Van Voris, Peter. 1985. Comparison of pots versus microcosms for predicting agroecosystem effects due to waste amendment. *Environ.Toxicol.Chem.* 4[4], 501-509.
- FL** Torshin, S. P., Yagodin, B. A., Klinskii, G. D., Goncharuk, E. A., Kalashnikova, E. A., and Udel'nova, T. M. 1997. Effects of selenium and cobalt on chemical composition, seed germination and formation of seedlings in lettuce. *Agrokhimiya* [1], 36-42.
- Media** Tso, T. C., Sorokin, T. P., and Engelhaupt, M. E. 1973. Effects of Some Rare Elements on Nicotine Content of the Tobacco Plant. *Plant Physiol* 51, 805-806.
- FL** Uesaka, S., Takahashi, H., and Chang, T. Y. 1953. Importance of Trace Elements in Farm Animal Feeding. II. Effect of Addition of Iron, Cobalt, and Fluorine on Propagation of Antinomycetes. *Bull.Res.Inst.Food Sci., Kyoto Univ.* 12, 15-23.
- Rev** Vanselow, A. P. 1966. Cobalt. In: H.D.Chapman (Ed.), *Diagnostic Criteria for Plants and Soils*, University of California, Berkeley, CA, 142, 153-142, 156.
- Media** Veltrup, W. 1979. The Effect of Ni^{2+} , Cd^{2+} , and Co^{2+} on the Uptake of Copper by Intact Barley Roots. *Z.Pflanzenphysiol.* 93, 1-9.
- Media** Venkatarayappa, T., Tsujita, M. J., and Murr, D. P. 1980. Influence of Cobaltous Ion (Co^{2+}) on the Postharvest Behavior of 'Samantha' Roses. *J.Am.Soc.Hortic.Sci.* 105[2], 148-151.
- Media** Venkateswerlu, G. and Sastry, K. S. 1973. Interrelationships in Trace-Element Metabolism in Metal Toxicities in a Cobalt-Resistant Strain of *Neurospora crassa*. *Biochem.J.* 132[4], 673-680.
- Media** Vergnano, O. and Hunter, J. G. 1952. Nickel and Cobalt Toxicities in Oat Plants. *Ann.Bot.* 17[66], 317-328.
- OM** Vernano, O. and Hunter, J. G. 1952. Nickel and Cobalt Toxicities in Oat Plants. *Ann.Bot.* 17, 317-328.

- FL** Volkorezov, V. I. 1968. Pretreatment of *Pinus sylvestris* with Cobalt Sulfate 38625. *Uch.Zap.Gor'k Univ.* 90, 114-117.
- Media** Von Rosen, G. 1964. Mutations Induced by the Action of Metal Ions in *Pisum*. II. Further Investigations on the Mutagenic Action of Metal Ions and Comparison with the Activity of Ionizing Radiation. *Hereditas* 51, 89-134.
- FL** Von Scharrer, K. and Schropp, W. 1933. Sand and Water Culture Experiments with Nickel and Cobalt (Sand- und Wasserkulturversuche mit Nickel und Kobalt) 20392. *Z.Pflanzenernaehr.Dung.Bodenkd.* 31A, 94-113 (GER).
- OM** Wallace, A. and Mueller, R. T. 1973. Effects of Chelated and Nonchelated Cobalt and Copper on Yields and Microelement Composition of Bush Beans Grown on Calcareous Soil in a Glasshouse 38352. *Soil Sci.Soc.Am.Proc.* 37, 907-908.
- No Dose** Wallace, A., Mueller, R. T., and Alexander, C. V. 1976. High Levels of Four Heavy Metals on the Iron Status of Plants. *Comm.Soil Sci.Plant Anal.* 7[1], 43-46.
- Media** Wallace, A., Alexander, G. V., and Chaudhry, F. M. 1977. Phytotoxicity of Cobalt Vanadium Titanium Silver and Chromium. *Comm.Soil Sci.Plant Anal.* 8[9], 751-756.
- Media** Wallace, A., Alexander, G. V., and Chaudry, F. M. 1977. Phytotoxicity of Cobalt, Vanadium, Titanium, Silver, and Chromium. *Commun.Soil Sci.Plant Anal.* 8[9], 751-756.
- Meth** Wallace, A., Romney, E. M., and Patel, P. M. 1978. Role of Synthetic Chelating Agents in Trace Metal Uptake by Plants. In: D.C.Adriano and I.L.Brisbin,Jr.(Eds.), *Environmental Chemistry and Cycling Processes*, Proc.Symp.Held at Augusta, Georgia, April 18-May 1, 1976, Tech.Info.Center, U.S.Dep of Energy (U.S.NTIS CONF-760429) , 645-657.
- No Dose** Wallace, A. 1989. Phytotoxicity of Cobalt when Uniformly Mixed in Soil Versus Localized Spot Placement in Soil. *Soil Sci.* 147[6], 449-450.
- Media** Wettlaufer, S. H., Osmeloski, J., and Weinstein, L. H. 1991. Response of polyamines to heavy metal stress in oat seedlings. *Environ Toxicol Chem* 10[8], 1083-1088.
- Mix** Wild, S. R. and Jones, K. C. 1992. Organic Chemicals in the Environment. Polynuclear Aromatic Hydrocarbon Uptake by Carrots Grown in Sludge-Amended Soil. *J Environ Qual* 21, 217-225.
- Mix** Wilson, D. O. and Reisenauer, H. M. 1970. Effects of Some Heavy Metals on the Cobalt Nutrition of *Rhizobium meliloti*. *Plant Soil* 32, 81-89.
- Media** Wilson, S. B. and Reisenauer, H. M. 1963. Cobalt Requirements of Symbiotically Grown Alfalfa. *Plant Soil* 19[3], 364-373.
- OM, pH** Wilson, S. B. and Hallsworth, E. G. 1965. Studies on the Nutrition of Forage Legumes. IV. The Effect of Cobalt on the Growth of Nodulated and Non-Nodulated *Trifolium subterraneum*. *Plant Soil* 22[2], 260-279.
- Media** Wilson, S. B. and Nicholas, D. J. D. 1967. A Cobalt requirement for Non-Nodulated Legumes and for Wheat. *Phytochemistry* 6, 1057-1066.
- FL** Wojciechowska, B. and Kocik, H. 1987. Effect of Cadmium, Cobalt and Bismuth Nitrate on the Root Meristem of *Vicia faba* L. (Wplyw Azotanow Kobaltu, Kadmu i Bizmutu na Merystem Korzeniowy *Vicia faba* L.). *Pr.Nauk.Univ.Slask.Katowicak.* 7[24], 74-91.

- FL** Yagodin, B. A. and Zhiznevskaya, G. Y. 1969. Variations in Protein Composition of Vicia faba Leaves During Chlorosis Induced by Excessive Cobalt 37858. *Fiziol.Rast.* 16[3], 505-511 (RUS)
- FL** Yagodin, B. A., Ovcharenko, G. A., Vasil'eva, V. Y., and Ivanova, M. A. 1970. Effect of Cobalt on Nitrate Reductase Activity in Legumes. *S-kh.Biol.* 5[1], 134-136.
- FL** Yagodin, B. A. and Sablina, S. M. 1981. Effect of Cobalt on Buckwheat Yield and on the Content of Mineral Elements and Rutin. *Izv.Timiryazev.S-Kh.Akad.* 6, 68-72.
- FL** Yagodin, B. A. and Romanova, L. P. 1982. Yield and Quality of Chinese Cabbage is Seed Treatment with Trace Elements. *Izv.Timiryazev.S-Kh.Akad.* 2, 98-104.

7.4 References Used for Derivation of Wildlife TRVs

- Anderson, M. B., Lepak, K., Farinas, V., and George, W. J. 1993. Protective action of zinc against cobalt-induced testicular damage in the mouse. *Reprod. Toxicol.* 7(1): 49-54. Ref #139
- Anderson, M. B., Pedigo, N. G., Katz, R. P., and George, W. J. 1992. Histopathology of testes from mice chronically treated with cobalt. *Reprod. Toxicol.* 6(1): 41-50. Ref #120
- Berg, L. R. and Martinson, R. D. 1972. Effect of diet composition of the toxicity of zinc for the chick. *Poultry Sci.* 51(5):1690-4. Ref #93
- Bourg, W. J., Nation, J. R., and Clark, D. E. 1985. The effects of chronic cobalt exposure on passive-avoidance performance in the adult rat. *Bull. Psychon. Soc.* 3(6): 527-530. Ref #111
- Brown, D. R. and L. Southern. 1985. Effect of *Eimeria acervulina* infection in chicks fed excess dietary cobalt and/or manganese. 115(3): 347-51. Ref #6215
- Chetty, K. N., Subba, R. A. O. D SV, Drummond, L., and Desai, D. 1979. Cobalt-induced changes in immune response and atpase activities in rats. *J Environ. Sci. Health Part B Pestic. Food. Contam. Agric. Wastes.* 14(5): 525-544. Ref # 116
- Corrier, D. E., Mollenhauer, H. H., Clark, D. E., Hare, M. F., and Elissalde, M. H. 1985. Testicular degeneration and necrosis induced by dietary cobalt. *Vet Pathol.* 22(6): 610-6. Ref #123
- Derr, R. F., Aaker, H., Alexander, C. S., and Nagasawa, H. T. 1970. Synergism between cobalt and ethanol on rat growth rate. *J. Nutr.* 100(5): 521-524. Ref #129
- Diaz, G. J., Julian, R. J., and Squires, E. J. 1994. Cobalt-induced polycythaemia causing right ventricular hypertrophy and ascites in meat-type chickens. *Avian Pathology.* 91-104. Ref #100
- Diaz, G. J., Julian, R. J., and Squires, E. J. 1994. Lesions in broiler chickens following experimental intoxication with cobalt. *Avian Dis.* 38(2):308-16. Ref # 90
- Domingo, J. L., Paternain, J. L., Llobet, J. M., and Corbella, J. 1985. Effects of cobalt on postnatal development and late gestation in rats upon oral administration. *Rev Esp Fisiol.* 41(3): 293-8. Ref #124
- Gershbein, L. L., Gershbein, J. D., and French, R. 1983. Behavior of male rats fed low levels of metallic salts. *Res Commun Chem Pathol Pharmacol.* 39(3):507-510. Ref #136
- Haga, Y., Clyne, N., Hatroi, N., Hoffman-Bang, C., Pehrsson, S. K., and Ryden, L. 1996. Impaired myocardial function following chronic cobalt exposure in an isolated rat heart model. *Trace Elements and*

- Electrolytes*. 13(2): 69-74. Ref # 105
- Hill, C. H. 1979. The effect of dietary protein levels on mineral toxicity in chicks. *J Nutr*. 109(3): 501-7. Ref # 397
- Hill, C. H. 1979. Studies on the ameliorating effect of ascorbic acid on mineral toxicities in the chick. *J. Nutr*. 109(1): 84-90. Ref # 1370
- Hill, C. H. 1974. Influence of high levels of minerals on the susceptibility of chicks to *Salmonella gallinarum*. *J. Nutr*. 104(10):1221-1226. Ref #92
- Huck, D. W. and Clawson, A. J. 1976. Excess dietary cobalt in pigs. *J Anim Sci*. 43(6): 1231-1246. Ref #86
- Kadiiska, M. , T. Stoytchev, and E. Serbinova. 1985. On the mechanism of the enzyme-inducing action of some heavy metal salts. *Archives of Toxicology*. 56(3): 167-9. Ref #19290
- Ling, J. R. and R. M. Leach. Jr. 1979. Studies on nickel metabolism: interaction with other mineral elements *Poult. Sci*. 58(3): 591-6 .
- Maro, J. K., Kategile, J. A., and Hvidsten, H. 1980. Studies on copper and cobalt in dairy calves. *British Journal of Nutrition*. 44(1): 25-31. Ref #171
- Mohiuddin, S. M., Taskar, P. K., Rheault, M., Roy, P. E., Chenard, J., and Morin, Y. 1970. Experimental cobalt cardiomyopathy. *Am Heart J*. 80(4): 532-543. Ref #132
- Mollenhauer, H. H., Corrier, D. E., Clark, D. E., Hare, M. F., and Elissalde, M. H. 1985. Effects of dietary cobalt on testicular structure *Virchow Arch [Cell Pathol]*. 49(3): 241-248. Ref # 119
- Nation, J. R., Bourgeois, A. E., Clark, D. E., and Hare, M. F. 1983. The effects of chronic cobalt exposure on behavior and metallothionein levels in the adult rat. *Neurobehav Toxicol Teratol*. 5(1): 9-15. Ref #126
- Paternain, J. L., Domingo, J. L., and Corbella, J. 1988. Developmental toxicity of cobalt in the rat. *J. Toxicol. Environm. Health*. 24(2):193-200. Ref #109
- Paulov, S. 1971. Changes of growth and of serum proteins in ducklings intoxicated with cobalt. *Nutr Metab* 13(1):66-70. Ref #91
- Paulov, S., Veselovsky, J., and Demers, J. M. 1971. Metabolic pool of heart proteins and amino acids in cobalt-poisoned ducklings. *Acta Physiol Acad Sci Hung* . 40(2): 173-177. Ref #84
- Pedigo, N. G. and Vernon, M. W. 1993. Embryonic losses after 10-week administration of cobalt to male mice. *Reprod. Toxicol*. 7: 111-116. Ref #187
- Pedigo, N. G., George, W. J., and Anderson, M. B. 1988. Effects of acute and chronic exposure to cobalt on male reproduction in mice. *Reprod Toxicol* . 2(1): 45-53. Ref # 121
- Seidenberg, J. M., Anderson, D. G., and Becker, R. A. 1986. Validation of an in vivo developmental toxicity screen in the mouse. *Teratog Carcinog Mutagen*. 6:361-374. Ref #113
- Southern, L. L. and Baker, D. H. 1981. The effect of methionine or cysteine on cobalt toxicity in the chick. *Poultry Sci*. 60(6): 1303-8. Ref #81
- Van Vleet, J. F., Boon, G. D., and Ferrans, V. J. 1981. Induction of lesions of selenium-vitamin E deficiency in ducklings fed silver, copper, cobalt, tellurium, cadmium, or zinc: protection by selenium or vitamin E supplements. *Am J Vet Res* 42(7): 1206-1217. Ref #80

Van Vleet, J. F., Boon, G. D., and Ferrans, V. J. 1981. Induction of lesions of selenium-vitamin E deficiency in weanling swine fed silver, cobalt, tellurium, zinc, cadmium, and vanadium. *Am. J. Vet. Res.* 42(5): 789-799. Ref #149

7.5 References Rejected for Use in Derivation of Wildlife TRVs

These references were reviewed and rejected for use in derivation of the Eco-SSL. The definition of the codes describing the basis for rejection is provided at the end of the reference sections.

- Abstract** 1973. annual report of the secretary for agricultural technical services for the period 1 July 1971 to 30 June 1972. *Department of Agricultural Technical Services, South Africa* : 270pp.
- Nut def** 1985. *Annual Report of the West of Scotland Agricultural College* : 92-95.
- Unrel** Birds and fowls fodder additive prescription and its prepn. *Faming Zhuanli Shenqing Gongkai Shuomingshu* : 10 pp.
- Diss** Content and evolution of cadmium, cobalt, chromium, copper, nickel, lead, and zinc in soils of l'horta and ribera baixa regions (valencia) (spain)
- Nut def** 1978. grasslands and animal health. nutritional disorders in cattle and sheep. *Annotated Bibliography, Commonwealth Bureau of Animal Health* (No.V22)
- Unrel** Metallic complexes of streptogramin-b, their preparation and their use in animal food. *Eur. Pat. Appl.* 12 pp.
- HHE** 1971. Synergism of cobalt and ethanol. *Nutr Rev* 29(2): 43-5.
- FL** Abe, H., Urakabe, S., Sugita, M., Shichiri, M., and Suematsu, T. 1973. environmental pollution and health problems: pathophysiology: interpretation of physical disorders induced by heavy metals. *Jap. J. Clin. Med.* 31(6): 2017-2026.
- FL** Admina, L. 1983. trace element requirements of young pigs. *Svinovodstvo*.(4): 28-29.
- Unrel** Agarwala, O. N., Mehra, U. R., and Pachauri, V. C. 1985. plasma cholesterol and yellowing of wool in chokla sheep. *Indian Vet J.* 62(2): 182-183.
- FL** Akulov, A. V. and Shumilov, K. V. 1967. [the effect of trace elements on the development of immunomorphological reactions in guinea pigs in brucellosis]. *Veterinariia.* 44(3): 38-40.
- FL** Aleksiev, A., Danov, D., and Semkov, M. 1972. effect of differentiated feeding on the sperm of cocks and the incubation characteristics of the eggs. 2. effect of differentiated feeds with a large increase in protein and cobalt. *Veterinarnomeditsinski Nauki.* 9(8): 81-88.
- FL** Aleksiev, A. D., Kr"steva, E., and Aleksieva-Drbokhlavova, D. 1986. study on the interaction of vitamin a and cobalt in feeding broiler chickens. *Zhivotnov"Dni Nauki* 23(6): 84-89.
- FL** Aleksiev, A. D., Kr"steva, E., and Aleksieva-Drbokhlavova, D. a study on interaction of vitamin a with cobalt on feeding broiler chickens. *Zhivotnov"Dni Nauki.* 23 (6). 1986. 84-89.
- Mix** Aleksiev, A. D., Krusteva, E., and Aleksieva-Drbokhlavova, D. 1986. interaction of vitamin a

with cobalt on feeding broiler chickens. *Zhivotnovud. Nauki.* 23(6): 84-9.

- CP** Allen, W. M. 1984. use and misuse of minerals and trace elements in cattle diets. *British Cattle Veterinary Association Proceedings for 1983-1984.* 47-52.
- Surv** Amiard-Triquet, C., Pain, D., and Delves, H. T. exposure to trace elements of flamingos living in a biosphere reserve, the camargue (france). *Environ. Pollut. (1991)* 69(2-3): 193-201 .
- Unrel** Ammerman, C. B. 1970. recent developments in cobalt and copper in ruminant nutrition a review. *J Dairy Sci.* 53(8): 1097-1107.
- CP** Ammerman, C. B., Henry, P. R., Black, J. R., Margolin, J. E., Echevarria, M. G., and Miles, R. D. 1985. tissue uptake of trace minerals as a measure of their bioavailability in ruminants and poultry. *Trace Elem. Man Anim. -- TEMA 5 Proc. Int. Symp., 5th* : Meeting Date 1984, 699-702. Editor(s): Mills, C. F.; Bremner, I.; Chesters, J. K. Publisher: CAB, Farnham Royal, Slough, UK.
- Rev** Ammerman, C. B. and Miller, S. M. 1972. biological availability of minor mineral ions: a review. *J. Anim. Sci.* 35(3): 681-694.
- Mix** Amrith Kumar, M. N., Bhaskar, B. V., Nagarcenkar, R., and Sampath, S. R. 1973. Study on the effect of supplementation of copper, cobalt and liv-52 in the ration of heifers. *Indian Journal of Nutrition and Dietetics.* 10(3): 139-147.
- Surv** Anderson, S. H., Dodson, C. J., and Van, Hook R. I. 1976. Comparative retention of ⁶⁰Co, ¹⁰⁹Cd and ¹³⁷Cs following acute and. *Erda/Radiological Soc of Am 4th Natl Symp on Radioecology, Ore.:* p321(4).
- Surv** Andreu Perez, Vicente. 1991. Content and evolution of cadmium, cobalt, chromium, copper, nickel, lead, and zinc in soils of l'horta and ribera baixa regions (valencia) (spain): <original> contenido y evolucion de cadmio, cobalto, cromo, cobre, niquel, plomo, cinc en suelos de las comarcas de l'horta y la ribera baixa (valencia).
- Acute** Andrews, E. D. 1965. Cobalt poisoning in sheep. *NZ Vet. J.* 13: 101.
- CP** Apsite, M. 99-124. Editor(s): Bermane, S.. Publisher: Izd. "Zinatne", Riga, USSR.
- FL** Apsite, M. 1968. 63-83. Editor(s): Bermane, S.. Publisher: Izd. "Zinatne", Riga, USSR.
- Mix** Apsite, M. Effect of trace nutrients and amino acid mixture on the blood system of chicks. *Regul. Rosta Metab. Zhivotn. (1971)* 169-79. Editor: 169-79. Editor(s): Valdmanis, A. Publisher: "Zinatne", Riga, Latv. SSR.
- Phys** Arvy, L. 1970. The kidney and cobamides. *Laval Med.* 41(3): 393-428.
- In Vit** Asatryan, R. M., Badalyan, R. B., and Simonyan, A. A. anion-sensitive atpase in the subcellular fractions of hen brain in ontogenesis. *Neirokhimiya (1986)* 5(2): 194-9 .
- FL** Aslanyan, M. M. and Dariush, N. S. 1972. stimulation of reproduction in rams by trace elements. *Ovtsevodstvo.(9):* 38-39.
- Phys** Assan, R., Pignard, P., Rosselin, G., and Tchobroutsky, G. 1968. [glucagon: recent physiological data]: <original> le glucagon. donnees physiologiques recentes. *Pathol Biol.* 16(21): 979-1002.

- Mix** Atabekov, T. A., Rakhimov, T. T., Smaglyuk, N., Salikhodzhaev, Z., Seifullin, F. Kh., and Iskhanbekov, B. I. 1985. effect of covit on biochemical indexes of (various) organs in poultry. *Uzb. Biol. Zh.*, N4, P55-7.
- Rev** ATSDR. 1990. Toxicological Profile for Cobalt.
- FL** Babin, Ya. A., Latyshev, V. I., Strugovshchikov, V. R., Ogarenko, N. B., Kolganov, V. A., Kolpakova, L. V., Vasyunin, V. V., and Kolesnikov, S. A. 1985. effect of trace elements on egg laying and the nutritional value of hen eggs. *Khim. Sel'Sk. Khoz.*(5): 36-7.
- Mix** Babin, Ya. A., Latyshev, V. I., and Vasyunin, V. V. 1982. use of paired trace element salt combinations in chick rations. *Khim. Sel'Sk. Khoz.* 2: 44-7.
- FL** Babin, Ya. A., Vasyunin, V. V., and Latyshev, V. I. 1975. effect of cobalt, iodine, and zinc salts on oxidative phosphorylation in chick tissues. *Biol. Akt. Veshchestva (Mikroelem. Vitam. Drugie) Rastenievod., Zhivotnovod. Med.* 45-8. Editor(s): Babin, Ya. A. Publisher: Sarat. S-kh. Inst., Saratov, USSR.
- FL** Baiturin, M. A. and Tanatarov, A. B. determination of effective doses of the trace elements cobalt and manganese during the raising of chicks. *Tr. Alma-At. Zoovet. Inst. (1968)*. 15(3): 87-90 CODEN: TAZIAK.
- FL** Baiturin, M. A. and Tanatarov, A. B. 1972. determination of optimum doses of a combination of trace elements for ducklings. *Tr. Alma-At. Zoovet. Inst.* 24: 135-8.
- FL** Baiturin, M. A. and Tanatarov, A. B. 1972. effect of iodine and cobalt on growth and development of chicks. *Tr. Alma-At. Zoovet. Inst.* 24: 116-20.
- FL** Baiturin, M. A. and Tanatarov, A. B. 1968. effect of the trace elements cobalt and manganese on the growth and development of chicks. *Tr. Alma-At. Zoovet. Inst.* 15(3): 91-3.
- Rev** Baker, D. H. and Czarnecki-Maulden, G. L. 1987. pharmacologic role of cysteine in ameliorating or exacerbating mineral toxicities. *Journal of Nutrition* 117(6): 1003-1010.
- Drug** Bal, M. S. and Dwarkanath, P. K. 1989. effect of cobalt feeding on the blood and milk vitamin b-12 levels in cattle. *Indian Vet J.* 66(4): 300-302.
- FL** Balakhontseva, V., Dubinskaya, A., and Rozhkova, M. 1986. products of microbiological synthesis - paprin. *Mukomol'No-Elevatornaya i Kombikormovaya Promyshlennost'* (10): 41-42.
- HHE** Balazs, T. and Herman, E. H. 1976. toxic cardiomyopathies. *Ann Clin Lab Sci.* 6(6): 467-76 .
- FL** Barkhatov, N. A. 1978. trace elements for restoring normal reproductive function in swine(cobalt, zinc, manganese). *Veterinariya, Moscow, USSR.*(No.8): 75-78.
- Nut def** Barnouin, J., Quechon, M., Petit, B., Nicolas, J. A., and Brochart, M. 1985. continuous eco-pathological survey. 5. the main diseases and healthmanagement of sheep flocks under semi-confinement conditions. *Bulletin Technique Centre De Recherches Zootechniques Et Veterinaires De Theix.*(No.61): 11-19.
- Mix** Bastien, R. W., Bradley, J. W., Pennington, B. L., and Ferguson, T. M. 1979. effect of dietary mineral supplements on radius breaking strength and egg characteristics of caged layers. *Poultry Science* 58(1): 90-92.

- Drug** Beers, K. W., Nicoll, D. W., Anestis, D. K., Brown, P. I., and Rankin, G. O. 1993. effect of microsomal enzyme modulators on n-(3,5-dichlorophenyl)-2-hydroxysuccinimide (ndhs)-induced nephrotoxicity in the fischer 344 Rat. *Toxicology*. 84(1-3): 141-155.
- Phys** Behlke, J., Krantz, S., Lober, M., and Fiedler, H. 1969. [hydrodynamic behavior of fibrinogen from cobalttreated rabbits]: <original> zum hydrodymanischen verhalten des fibrinogens kobaltbehandelter kaninchen. *Acta Biol Med Ger*. 23(6): 933-6.
- Nut** Beker, V. F., Urtane, M. S., Vasil'eva, S. V., Krauze, R. Yu., Apsite, M. R., and Kalntsiema, V. Kh. 1984. composition and biological value of biomass from mycelium of the funguspolyporus squamosus a-42. <. *Document Title>Transportnye i Obmennye Protsessy v Kishhechnikezhivotnykh*. 183-194.
- Bio Acc** Belokoby'l'skii, A. I., Ginturi, E. N. , Shoniya, N. I., Rcheulishvili, A. N., and Mosulishvili, L. M. 1990. trace elements in chromatin in embryo- and postembryogenesis. *Soobshch. Akad. Nauk Gruz. SSR (1990)* 137(1): 157-60 .
- Unrel** Belokoby'l'skii, A. I., Ginturi, E. N., Shoniya, N. I., Rcheulishvili, A. N., and Mosulishvili, L. M. 1990. trace elements in chromatin in embryogenesis and postembryogenesis. *Soobshch Akad Nauk Gruz Ssr*. 137(1): 157-160.
- Bio Acc** Belokoby'l'skii, A. I., Ginturi, E. N. , Saginadze, N. V., and Shoniya, N. I. 1983. change of iron, zinc, rubidium, selenium and cobalt content in chick embryos in the course of their development. *Soobshch. Akad. Nauk Gruz. SSR* 109(1): 149-51 .
- Bio Acc** Bendell-Young, L. I(a) and Bendell, J. F. 1999. grit ingestion as a source of metal exposure in the spruce grouse, dendragapus canadensis. *Environmental Pollution*. 106(3): 405-412.
- Mix** Bengoumi, M., Essamadi, A. K., Tressol, J. C., Chacornac, J. P., and Faye, B. a. 1998. comparative effects of selenium supplementation on the plasma selenium concentration and erythrocyte glutathione peroxidase activity in cattle and camels. *Animal Science* . 67(3): 461-466.
- Mix** Bengoumi, M., Essamadi, A. K., Tressol, J. C., and Faye, B. a. 1998. comparative study of copper and zinc metabolism in cattle and camel. *Biological Trace Element Research*. 63(2): 81-94.
- FL** Berestova, V. I. 1981. cobalt content in the bodies on mink, arctic foxes (alopex lagopus) and silver foxes at various stages of growth: <original> soderzhanije kobal'ta v organizme norok, nestsov i lisits ranogo vozrasta. *Scientifur*. 5(1): 34-37.
- Phys** Berlin, Nathaniel. 1949. *Studies on the Mechanism and Development of the Cobalt Polycythemia in the Rat With the Aid of Radioactive Isotopes*
- Bio Acc** Besschetnov, I. I. and Chorayan, O. G. dynamics of informational characteristics of the chemical content of developing chicken embryo organs. *Arkh. Anat. Gistol. Embriol.* (1981): 81(11), 89-92 .
- FL** Bessonov, A. I., Grozhevskaya, S. B., Vikharev, V. Ya., and Savkin, V. V. 1986. sperm yield and non-specific reactivity in boars given a diet containing iodine and cobalt.: <document title>puti povysheniya produktivnosti svinei i ovets. 79-85.
- Unrel** Bicanin, M. 1975. contribution to the knowledge of quality of grassland herbage on thewestern sides of mount sara with special reference to essential traceelements in the diet of sheep.

Veterinaria, Yugoslavia. 24(2): 199-207.

- Phys** Binnerts, W. T., D. Giesecke, G. Dirksen editor, and M. Stangassinger (editor). 1981. intensification and trace element intake of dairy cows. *Metabolic Disorders in Farm Animals. Proceedings of the IVth International Conference on Production Disease in Farm Animals.*: 263-266.
- Nut def** Black, H., Hutton, J. B., Sutherland, R. J., and James, M. P. 1988. white liver disease in goats. *New Zealand Veterinary Journal.* 36(1): 15-17.
- Diss** Blalock, T. L. 1986. studies on the role of iron in the reversal of zinc, cadmium, vanadium, nickel and cobalt toxicities in broiler pullets. *Diss. Abstr. Int. B 1986, 47(2), 577-8.*: 188 pp.
- CP** BLALOCK, T. L. and HILL, C. H. 1986. Mechanisms of alleviation of zinc cadmium vanadium nickel and cobalt toxicities by dietary iron. *70th Annual Meeting of the Federation of American Societies for Experimental Biology*
- Bio Acc** Blomqvist, Sven, Frank, Adrian, and Petersson, Lars R. 1987. Metals in liver and kidney tissues of autumn-migrating dunlin *calidris alpina* and curlew sandpiper *calidris ferruginea* staging at the baltic sea. *Mar. Ecol Prog. Ser. (1987)* 35(1-2): 1-13 .
- Phys** Boitor, I., Muntean, M., Groza, I., Moise, D., Musca, M., Kadar, L., and Ghitulescu, C. 1988. Investigations on the stimulating effect of minerals in heifers with acquired utero-ovarian hypoplasia: <original> cercetari privind efectul stimulativ al unui complex mineral asupra unui lot de tineret bovin cu hipoplazie utero-ovariana dobindita. *Buletinul Institutului Agronomic Cluj-Napoca: Seria Zootehnie Si Medicina Veterinara* 42: 91-94.
- FL** Bolotnikov, I. A., Malazhaev, E. D., Nikol'skii, V. M., and Smirnova, T. I. 1988. Use of complex of trace elements and iminodisuccinic acid in poultryhusbandry. <Document Title>3 *Vsesoyuznoe Soveshchenie Po Khimii i Primeneniyukompleksonov i Kompleksonatov Metodov. Tezisy Dokladov.* 258-259.
- FL** Bonnet-Masimbert, O., Prenat, M. F., Valentin, J., and Sengel, P. 1971. [Restatement of a method of analysis by activation, using the (p, 2n) reaction followed by spectrometry applied to iron determination in chicken blastoderm]. <original> mise au point d'une methode d'analyse par acivation, utilisant la reaction (p,2n) suivie de spectrometri , appliquee au dosage du fer dans le balstoderme de poulet. *Comptes Rendus Hebdomadaires Des Seances De L'Academie Des Sciences.*
- FL** Bonomi, A., Quarantelli, A., Sabbioni, A., Superchi, P., and Lucchelli, L. 1985. Chelated trace element complexes in the feeding of ducks. (experimentalcontribution). *Annali Della Facolta Di Medicina Veterinaria, Universita Di Parma* 5: 153-166.
- FL** Bonomi, A., Quarantelli, A., Superchi, P., Sabbioni, A., and Bolsi, D. 1982. Chelated trace element complexes in the feeding of meat turkeys. *Annali Della Facolta Di Medicina Veterinaria Di Parma* 2: 103-125.
- Mix** Bonomi, A., Quarantelli, A., Superchi, P., Sabbiono, A., Lucchelli, L., and Ashmead, H. D. 1993. *The Dynamics of Feeding Amino Acid Chelates to Broilers.: The Roles of Amino Acid Chelates in Animal Nutrition* : 302-317.
- Nutrition** Bonomi, Alberto, Quarantelli, Afro, Superchi, Paola, Sabbiono, Alberto, and Lucchelli, Luigina. 1993. The dynamics of feeding amino acid chelates to broilers. *Roles Amino Acid Chelates Anim. Nutr. (1993)* 302-17. Editor: 302-17. Editor(s): Ashmead, H. DeWayne. Publisher:

Noyes, Park Ridge, N. J..

- FL** Boquist, L., Falkmer, S., Havu, N., and Pihl, E. 1968. [Insulin biosynthesis, storage and secretion. 8. pancreatic-islet tissue and heavy metals--some ultrastructural and experimental observations]: <original> insulinets syntes, upplagring och sekretion. 8. pankreasovavnad och tunga metallern. ang. agra ultrastrukturella och experimentella iakttagelser. *Lakartidningen*. 65(37): 3603-7.
- Unrel** Bowell, R. J(A) and Ansah, R. K. 1993. Trace element budget in an african savannah ecosystem. *Biogeochemistry (Dordrecht)* 20(2): 103-126.
- Unrel** Bramson, P. E. and Corley, J. P. 1972. *Environmental Status of the Hanford Reservation for 1971*
- Alt** Bruere, A. N. 1977. Poor reproductive performance in sheep: the effects of low bodyweight(a case study) (cobalt deficiency and parasitism). *Proceedings of the 7th Seminar of the New Zealand Veterinary Association Sheep Society, 1977* : 22-29.
- Surv** Burch, R. E., Williams, R. V., and Sullivan, J. F. 1973. Effect of cobalt, beer, and thiamin-deficient diets in pigs. *American Journal of Clinical Nutrition*. 26(4): 403-408.
- Surv** Burger, J. and Gochfeld, M. 1988-1989. Metals in tern eggs in a new jersey estuary usa a decade of change. *Environ Monit Assess*. 11(2): 127-136.
- No Oral** Cain, Stephen M. 1975. Oxygen delivery and utilization in dogs with a sublethal dose of cobalt chloride. *J Appl Physiol*. 38(1): 20-25.
- Unrel** Calvet, H., Friot, D., and Chambon, J. 1972. Effect of mineral supplements on growth and on some biochemical indicators of mineral metabolism in tropical cattle. *Revue D'Elevage Et De Medecine Veterinaire Des Pays Tropicaux* . 25(3): 397-408.
- FL** 1997. Effects of chelated trace-elements with aminoacids on egg shell quality in commercial laying hens. <Original> Effetto degli oligoelementi chelati con aminoacidi sulla qualita' del guscio nella gallina ovaioia :
- Mix** Cavalheiro, A. C. L., Trindade, D. S., Rodrigues, C. O., Costanzi, A. R., Castagna, M., and Arnt, L. M. 1989. The effects of mineral supplementation for growth of grazing lambs. *Rev Soc Bras Zootec: Revista Da Sociedade Brasileira De Zootecnia*. 18(2): 164-171.
- FL** Chaika, P. A. 1968. [Effect of cobalt and copper salts on the toxic action of lead on the animal organism]: <original> o vliianii solei kopal'ta i medi pri toksicheskom vozdeistvii svintsa na organizm zivotnykh. *Vopr Pitan*. 27(6): 29-33.
- No COC** Chang, D. M. a and Kim, J. K. 1982. Effects of hormone treatments on ovarian responses fertility and parturition in imported holstein of Jeju Island (Korea r.): the. *Korean Journal of Animal Sciences*. 24(5): 440-443.
- FL** Choi, W. J., Kang, M. H., and Chung, K. H. 1982. Studies on the influence of cobalt on chromium (iii) toxicity in the chicks. *Korean Journal of Animal Sciences*. 24(5): 440-443.
- FL** Choi, Won J., Kang, Myun H., and Chung, Keun H. 1981. Studies on the influences of cobalt on chromium(vi) toxicity in the chicks. *Hanguk Ch'Uksan Hakhoe Chi*. 23(6): 437-40.
- Gene** Chopikashvili, L. V., Bobyleva, L. A., and Zolotareva, G. N. 1989. Genotoxic effects of heavy metals and their salts in an experiment on drosophila and Mammalia. *Tsitol Genet*. 23(3): 35-38.

- Mix** Chumachenka, U. Ya. and Zharkina, T. A. 1983. Changes in the activity of transaminases in the liver of pigs given diets with different vitamin and mineral mixtures. *Vestsi Akademii Nauk BSSR, Sel'Skagapadarchykh Navuk.*(1): 108-111, 127.
- FL** Chung, K. H. Samyuk Junior Agricultural Coll. Seoul Korea R., Kang, M. H. Korea Univ. Seoul Korea R. Coll. of Agriculture, and Kim, C. S. Korea Advanced Inst. and Tech. Seoul Korea R. 1983. The toxicity of trivalent chromium and its interaction with cobalt and zinc in chicks. *Korean Journal of Animal Sciences.* 25(6): 686-691.
- Unrel** Cipagauta Hernandez, M. 1989. *[Growth of Small Cows on Indigenous Grasslands of the Eastern Plains of Colombia, With the Supplement of Three Sources of Phosphorus]*
- CP** Clark, R. G. 1982. Trace element analysis in the diagnosis of poor growth in sheep; with special reference to cobalt and selenium. *Proceedings of the 12th Seminar of the Sheep and Beef Cattle Society of the New Zealand Veterinary Association, 8th-12th November 1982.* 150-163.
- Nut def** Clark R G, Burbage J, Marshall P M, Valler T, and Wallace D. 1986. Absence of a vitamin b12 weight gain response in two trials with growing red deer (cervus Elaphus). *New Zealand Veterinary Journal.* 34(11): 199-201, illustr.
- Model** Clark, R. G., Wright, D. F., and Millar, K. R. 1985. A proposed new approach and protocol to defining mineral deficiencies using reference curves. cobalt deficiency in young sheep is used as a model. *New Zealand Veterinary Journal.* 33(1/2): 1-5.
- Nut def** Cloete, S. W. P a, Van, Niekerk F E, Kritzing, N. M., Van, Der Merwe G D, Heine, E. W. P., and Scholtz, Anna J a. 1994. Production responses of sheep supplemented with copper, cobalt and selenium on kikuyu ryegrass pastures. *Journal of the South African Veterinary Association.* 65(2): 52-58.
- Surv** Cloutier, N. R., Clulow, F. V., Lim, T. P., and Dave, N. K. 1985. Metal copper nickel iron cobalt zinc lead and radium-226 levels in meadow voles microtus-pennsylvanicus living on nickel and uranium mine tailings in ontario canada environmental and tissue levels. *Environ Pollut Ser B Chem Phys.* 10(1): 19-46.
- Surv** Cloutier, N. R., Clulow, F. V., Lim, T. P., and Dave, N. K. 1986. Metal copper nickel iron cobalt zinc lead and radium-226 levels in tissues of meadow voles microtus-pennsylvanicus living on nickel and uranium mine tailings in ontario canada site sex age and season effects with calculation of average skeletal radiation Dose. *Environ Pollut Ser a Ecol Biol.* 41(4): 295-314.
- Rev** Cohen, MD, Bowser, DH, and Costa, M. 1996. Chapter 16: carcinogenicity and genotoxicity of lead, beryllium, and other metals. *Toxicology of Metals.* 253-284.
- Chem Meth** Comar, C. L., Davis, G. K., and Taylor, R. F. 1946. Cobalt metabolism studies: radioactive cobalt procedures with rats and cattle. *Arch Biochem.* 9: 149.
- Rev** Corah, L. R. and Ives, S. 1991. The effects of essential trace minerals on reproduction in beef cattle. *Veterinary Clinics of North America, Food Animal Practice.* 7(1): 41-57.
- No Dose** Corah, L. R. and Ives, S. 1992. Trace minerals in cow herd nutrition programs. *Agri-Practice.* 13(4): 5-7.
- No Dose** Corah, L. R. and Ives, S. 1992. Trace minerals in cow herd nutrition programs part 2. cobalt iodine selenium and Zinc. *Agri-Practice.* 13(4): 5-7.

- No Dose** Corrier, D. E., Rowe, L. D., Clark, D. E., and Hare, M. F. 1986. Tolerance and effect of chronic dietary cobalt on sheep. *Vet Hum Toxicol.* 28(3): 216-9.
- Unrel** Damron, B. L. and Hall, M. F. 1983. Influence of varying vitamin d3 levels upon the performance of chicks receiving citrus sludge in their diet. *Fla. Sci.* 46(2): 82-8.
- Mix** Danilov, V. B., Agaev, R. A., Suleimanova, E. U., and Teplova, T. I. 1987. Toxicity of tetradimethylsulfoxide hexamethylene tetramine cobalt chloride dhchco and o nitrophenol. *Gig Sanit.* 0(12): 92.
- Nut def** Dankowski, A. and Janicki, B. 1991. Preliminary observations on mineral and vitamin feeding of merino ewes during breeding season. *Akademia Techniczno-Rolnicza w Bydgoszczy, Zeszyty Naukowe, Zootechnika.* 21(176): 33-41.
- Plant** Darmody, Robert G., Green, William P., and Dreher, Gary B. 1998. Coal slurry solids/coal fluidized bed combustion byproduct mixtures as plant growth media. *Int. J. Surf. Min. (Reclam. Environ.)*: 12(3), 111-115 .
- Surv** Davies, G. R. and Crawshaw, R. 1978. A field study of the soil and herbage relationships for the trace elements copper, molybdenum and cobalt. *Experimental Husbandry*.(No.34): 53-60.
- Mix** Davies, S. C., White, C. L., and Williams, I. H. 1995. Increased tolerance to annual rye grass toxicity in sheep given a supplement of cobalt. *Australian Veterinary Journal.* 72(6): 221-224.
- Rev** Deas, D. W., Melrose, D. R., Reed, H. C. B., Vandeplassche, M., and Pidduck, H. 1979. Other non-infectious abnormalities. *Fertility and Infertility in Domestic Animals, 3rd Edition* : 137-159.
- Rev** Deas, D. W., Melrose, D. R., Reed, H. C. B., Vandeplassche, M., Pidduck, H., and <Editors> J.A. Laing. 1979. Chapter 7: other non-infectious abnormalities. *Fertility and Infertility in Domestic Animals* : 137-159.
- FL** Demers, J. M. and Paulov, S. 1971. [Hematopoiesis in ducklings on a high cobalt level diet]: <original> l'hematopoiese chez le caneton nourri a un regime a haute teneur en cobalt. *C R Seances Soc Biol Fil.* 165(8): 1733-6.
- Mix** Demko, E. B. 1970. [An increase in the role of iodine in combination with other trace elements in pathologic conditions of the thyroid gland]: <original> o povyshenii roli ioda v sochetanii s drugimi mikroelementami pri ptologicheskikh sostoianiiakh shchitovidnoi zhelezy. *Probl Endokrinol (Mosk).* 16(5): 102-6.
- Bio Acc** Denneman, W. D. and Douben, P. E. T. 1993. Trace metals in primary feathers of the barn owl (*tyto alba guttatus*) in the netherlands. *Environ. Pollut.* 82(3): 301-10 .
- FL** Derkach, V. V. and Burmakina, L. I. 1970. effect of cobalt on the formation of precipitins and development of the arthus phenomenon. *Zhurnal Mikrobiologii Epidemiologii i Immunobiologii.* 47(2): 59-62.
- Mix** Draganov, I. F., Vraikin, V. F., and Volkonskii, V. A. 1991. effect of trace element concentration in the diet on metabolism in young bulls fattened using malt residues. *Izvestiya Timiryazevskoi Sel'Skokhozyaistvennoi Akademii.* 0(3): 133-144.
- Unrel** Dubrovol'skii, V. V. biogeochemistry of atolls. *Tr. Biogeokhim. Lab. Akad. Nauk SSSR* (1990): 21, 5-34 .

- Nut def** Duncan, I. F., Greentree, P. L., and Ellis, K. J. 1986. cobalt deficiency in cattle. *AUST VET J: Australian Veterinary Journal*. 63(4): 127-128.
- Nut def** Duncan, W. R. H., Morrison, E. R., and Garton, G. A. 1981. effects of cobalt deficiency in pregnant and post parturient ewes and their lambs. *British Journal of Nutrition*. 46(2): 337-344.
- Phys** Duncan, W. R. H., OErkov, E. R., Fraser, C., and Garton, G. A. 1974. effect of processing of dietary barley and of supplementary cobalt and cyanocobalamin on the fatty acid composition of lamb triglycerides, with special reference to branched-chain components. *British Journal of Nutrition*. 32(1): 71-75.
- No Oral** Dunn, K. M., Ely, R. E., and Huffman, C. F. 1952. alleviation of cobalt toxicity in calves by methionine administration. *J Anim Sci*. 11: 326.
- FL** Dzanagov, Kh. B. 1966. effect of trace element additives in chick rations on their growth. *Uch. Zap., Kabardino-Balkar. Gos. Univ*. 28: 297-303.
- No Oral** Eaton, R. P. 1972. cobalt chloride-induced hyperlipemia in the rat: effects on intermediary metabolism. *Am J Physiol*. 222(6): 1550-1557.
- No Oral** Edel, J a, Pozzi, G., Sabbioni, E., Pietra, R., and Devos, S. 1994. metabolic and toxicological studies on cobalt. *Sci Total Environ.*: 233-244.
- FL** Efthymiou, M. L., Cristofini, P., Pierron, E., and Djezzar, S. 1995. diagnosis of toxic or drug induced pancreatitis. *Therapie (Paris)*. 50(5): 467-468.
- Nut def** El-Zeini, M. 1976. growth and chemical composition of some bones and muscles of rabbits on cobalt deficient diets. *S-KH BIOL: Sel'Skokhozyaistvennaya Biologiya*. 11(5): 740-743.
- FL** Ermenkova, Lidiya and Ermenkov, Kiril. 1967. effect of manganese, cobalt, and iodine trace elements on immunobiological reactions in chickens. *Zhivotnovud. Nauki*. 4(7): 75-81.
- Mix** Eskin, G. 1984. trace elements in the diet for fattening pigs. *Svinovodstvo, Moscow*. (7): 35-36.
- Drug** Evdokimov, P. D., Volokhova, E. S., and Razbitskii, V. M. 1979. effect of sulfadimethoxine and trace elements on the level of group b vitamins. *Veterinariya (Moscow)*. 9: 66-7.
- Fate** Fatima, I., Waheed, S., Mannan, A., and Qureshi, I. H. 1985. distribution of toxic and essential elements in various chicken organs. *Toxicol. Environ. Chem*. 10(4): 321-32.
- Bio Acc** Fendick, E. A., Stevens, G. L., Brown, R. J., and Jordan, W. P. 1989. element content in tissues of four rodent species sampled in the geysers geothermal steamfield california usa. *Environ Pollut*. 58(2-3): 155-178.
- Nut def** Ferguson, E. G. W., Mitchell, G. B. B., and MacPherson, A. Scottish Agricultural Colleges Veterinary Investigation Centre Auchincruive Ayr KA6 5AE UK. 1989. cobalt deficiency and ostertagia circumcincta infection in lambs. *Veterinary Record*. 124(1): 20.
- Unrel** Ferm, V. H. and Carpenter, S. J. 1968. the relationship of cadmium and zinc in experimental mammalian Teratogenesis. *Lab Invest*. 18: 429-432.
- FL** Fiedler, H. and Hoffmann, H. D. 1970. [the effect of nickel(ii)-l-glutamate and of various cobalt complexes on the behavior of several lipid components in rabbits]: <original> uber die wirkung von nickel(ii)-l-glutamat und verschiedenen kobaltkomplexen auf das verhalten einiger

lipidkomponenten bei kaninchen. *Acta Biol Med Ger.* 25(3): 389-98.

- Drug** Field, A. C., Suttle, N. F., Brebner, J., and Gunn, G. W. 1988. an assessment of the efficacy and safety of selenium and cobalt included in an anthelmintic for sheep. *Veterinary Record.* 123(4): 97-100.
- FL** Filippov, A. 1973. growth of piglets given supplements of cobalt and iodine. *Svinovodstvo.*(No.4): 23.
- FL** Age dynamics of the level of some trace nutrients and nitrogenous substances in chick blood and liver Dokl. Sib. Konf., 3rd (1971) : Meeting Date 1969, 374-9. Editor(s): Filippov, V. R. Publisher: Akad. Nauk SSSR, Sib. Otd., Buryat. Filial, Ulan-Ude, USSR.
- Unrel** Fini, C., Palmerini, C. A., Damiani, P., Stochaj, U., Mannherz, H. G., and Floridi, A. 1990. 5'-nucleotidase from bull seminal plasma, chicken gizzard and snake venom is a zinc metalloprotein. *Biochim Biophys Acta.* 1038 (1). 18-22.
- Nut def** Fisher, G. and MacPherson, A. 1986. co deficiency in the pregnant ewe and lamb viability. *Proceedings, Sixth International Conference on Production Disease in Farm Animals, September 1986, Belfast, UK.*: 158-162.
- Nut def** Fisher, G. E. J. and Macpherson, A. 1991. effect of cobalt deficiency in the pregnant ewe on reproductive performance and lamb viability. *Res Vet Sci.* 50(3): 319-327.
- Nut def** Fisher, G. E. J. and MacPherson, A. 1992. *Effects of Cobalt Deficiency in the Pregnant Ewe on Neonatal Lamb Survival Occasional Publication - British Society of Animal Production.* 15: 169-171.
- BioAcc** Fisher, Nicholas S., Fowler, Scott W., Boisson, Florence, Carroll, JoLynn, Rissanen, Kristina, Salbu, Britt, Sazykina, Tatiana G., and Sjoebloom, Kirsti-Liisa. radionuclide bioconcentration factors and sediment partition coefficients in arctic seas subject to contamination from dumped nuclear wastes. *Environ. Sci. Technol.* (1999) 33(12): 1979-1982 .
- Gene** Flanagan, P. R., Haist, J., Mackenzie, I., and Valberg, L. S. 1984. intestinal absorption on zinc: competitive interactions with iron, cobalt, and copper in mice with sex-linked anemia (sla). *Canadian Journal of Physiology and Pharmacology* 62(9): 1124-1128.
- FL** Freitas, E. A. G. de, Cordeiro, J. L. F., and Torres, C. L. A. 1995. importance of minerals for the reproductive performance of beef cattle. *Agropecuaria Catarinense.* 8(2): 47-50.
- Unrel** Gaffarov, A. K. 1981. trace nutrients in tadjhikistan animal husbandry. *Mikroelem. SSSR.* 22: 43-8.
- FL** Gaffarov, A. K. and Kamalov, A. 1974. effect of copper manganese and cobalt salts on growth development and change of the thyroid of gissar ram lambs. *Izvestiya Akademii Nauk Tadjhikskoi Ssr Otdelenie Biologicheskikh Nauk.* 3: 85-88.
- FL** Gaffarov, A. K. and Saidov, N. 1975. trace elements in ewe rations. *Trudy, Tadjhikskii Sel'Skokhozyaistvennyi Institut.* 21: 16-20.
- Acu** Gainer, J. H. 1977. effects of interferon of heavy metal excess and zinc deficiency. *Am J Vet Res.* 38(6): 863-867.
- Drug** Gainer, J. H. 1973. effects of metals on viral infections in Mice. *Environ Health Perspect.* 4:

98-99.

- No Oral** Garban, Z., Voiculescu, L., Checiu, M., and Eremia, J. 1984. the influence of zinc and cobalt on the deoxyribonucleic acid biosynthesis and on the genetic information transmission in experimental animals. 2. effect on the serum protein biosynthesis and on embryonic development. *Rev Roum Biochim.* 21: 109-117.
- FL** Gavrilova, L. N. 1980. effect of cobalt salt supplements on protein accumulation in the liver and blood serum of broilers. *Sb. Nauch. Tr. Volgogr. S.-Kh. In-t.* 73: 100-2.
- Nut def** Gay, C. C., Gallina, A. M., Breeze, R. G., and White, R. L. 1983. ill-thrift in lambs. *Veterinary Medicine & Small Animal Clinician.* 78(3): 420-422.
- Surv** George, Joy and Nair, K. Prabhakaran . 1995. phosphorus and trace element status of anoestrous and repeat breeder cross bred cows. *Journal of Veterinary and Animal Sciences.* 26(2): 91-94.
- CP** Gilani, S. H. and Alibai, Y. 1985. the effects of heavy metals on the chick embryo Development. *American Association of Anatomists 98th Annual Meeting and the Association Canadienne Des Anatomistes (Canadian Association of Anatomists) 29th Annual Meeting*
- Acu** Gilani, Shamshad H. New Jersey Medical School Newark and Alibhai, Yasmin New Jersey Inst of Technology Newark. teratogenicity of metals to chick embryos. *J Toxicol Environ Health.* V30, N1, P23(9)
- Aquatic** Goldberg, E. D. 1972. *Baseline Studies of Pollutants in the Marine Environment and Research Recommendations.* NSF/IDOE-74-26
- Mix** Gorbachev, V. T. 1992. [Efficiency of using vitamin and santochin in diets of bulls]: <original> ehffektivnost' ispol'zovaniya v ratsionakh bykov-proizvoditelej vitamina i santokhina. *Byulleten' Nauchnykh Rabot - Vsesoyuznyj Institut Zhivotnovodstva.* 107: 39-43.
- FL** Goryachev, I. I. and Krisyan, Ya. Yu. 1987. The effect of different doses of micronutrient cobalt on performance and reproductive function of cows: <original> vliyanie razlichnykh doz mikroehlementa kobal'ta na produktivnost' i vosproizvoditel'nuyu funktsiyu korov. *Zootekhnicheskaya Nauka Belorussii.* 28: 40-47.
- Rev** Goyer, R. A. 1996. Toxic Effects of Metals. In: Klaassen, C. D., Ed. Casarett and Doull's Toxicology: The Basic Science of Poisons. 691-736.
- Mix** Grace, N. D., Maunsell, L. A., and Scott, D. 1974. Growth responses of ewe hoggets supplemented with selenium copper cobalt and iodine in the lake ohau Area. *N Z J Exp Agric.* 2(2): 99-102.
- Nut def** Graham, T. W. 1991. Trace element deficiencies in cattle. *Veterinary Clinics of North America, Food Animal Practice.* 7(1): 153-215.
- Unrel** Greene, L. W. and Chirase, N. K. 1998. Influence of stocker program mineral nutrition on feedlot performance. *Compendium on Continuing Education for the Practicing Veterinarian.* 20(12): 1372-1379.
- FL** Gribovskii, G. P. 1973. Content of carotenoids in the liver of hens fed cobalt, manganese, and copper salts. *Profil. Zaraznykh Nezaraznykh Zabol. Zhivotn. Sib. Mater. Nauch. Konf., Posvyashch. 50-letiyu Sib. NIVI (Nauch.-Issled. Vet. Inst.) (1973): Meeting Date 1971, 340-1.* Editor(s): Kopyrin, A. V. Publisher: Sib. Nauch.-Issled. Vet. Inst., Omsk, USSR.

- FL** Gribovskii, G. P. 1971. (Effect of giving additional cobalt and manganese in the diet of henson their egg production). *Trudy Troitskogo Veterinarnogo Instituta* 14(No.2/3): 5-9.
- Nut Def.** Grice, H. C., Goodman, T., Munro, I. C., Wiberg, G. S., and Morrison, A. B. 1969. Myocardial toxicity of cobalt in the rat. *Ann N Y Acad Sci.* 156(1): 189-94.
- FL** Grin', N. V., Pavolvich, L. V., Govorunova, N. N., Bessmertnyi, A. N., and Besedina, E. I. 1992. Dynamics of the parameters of the functional state of albino rats when studying the systemic toxic effect of cobalt acetate. *Gig Sanit.* 0(11-12): 22-23.
- Mix** Grozhevskaya, S. B., Terekhina, A. N., and Terekhin, V. S. 1974. Effect of copper sulphate on reproduction in cattle and, in combination with cobalt chloride, on some biological processes in heifers. *Trudy Permskogo Sel'Skokhozyaistvennogo Instituta.* 103: 63-69.
- Phys** Guha, K. and Vanha-Perttula, T. 1983. Acid phosphatases in the mouse testis: activity changes during development. *Arch Androl.* 10(1): 7-16.
- Mix** Gusakov, K. and Sinkovets, A. 1998. Mineral additives. *Ptitsevodstvo.*(6): 27-28.
- Bio Acc** Hahn, Edmund, Hahn, Karin, and Ellenberg, Hermann. Heavy metal load in the feathers of magpies. *Verh. - Ges. Oekol. (1989)* : Volume Date 1988, 18, 317-24 .
- Rev** Hansard, S. L. 1983. Microminerals for ruminant animals. *Nutrition Abstracts and Reviews, B.* 53(1): 1-24.
- In Vit** Hasegawa, T., Hagiwara, Y., Saito, K., and Ozawa, E. 1982. Effect of transferrin on chick cell growth in-vitro and transferrin Receptor. *15th Annual Meeting of the Japanese Society of Developmental Biologists, Tokyo, May 27-29, 1982. Dev Growth Differ.* 29(4): 388.
- In Vitro** Hein, W., Roth, W., Schmidt, W., and Hellthaler, G. 1985. In-vitro studies for objectivation of acute cytotoxicity of orthopedic implants. *Beitr Orthop Traumatol* 32(10): 485-492.
- Rev** Henkens, C. H. and Koopman, J. J. 1973. *Tracing and Treating Mineral Disorders in Dairy Cattle.* 61pp.
- Rev** Henry, P. R., Ammerman, C. B., Baker, D. H., and Lewis, A. J. 1995. Cobalt bioavailability. *Bioavailability of Nutrients for Animals: Amino Acids, Minerals, and Vitamins* : 119-126.
- Rev** Henry, P. R., Littell, R. C., and Ammerman, C. B. 1996. Bioavailability of cobalt sources for ruminants 1: effects of time and dietary cobalt concentration on tissue cobalt concentration. *Nutrition Research.* 17(6): 947-955.
- FL** Herlin, A. H. and Andersson, I. 1996. *Soil Ingestion in Farm Animals. A Review.*
- Abstract** Hill, C. H. 1978. Effect of dietary protein levels on metal toxicity. *Federation Proceedings.* 37 (3). 405
- CP** Hill, C. H. 1981. the effect of iron and zinc on metal toxicities in the Chick. *65th Annual Meeting of the Federation of American Societies for Experimental Biology, Atlanta, Ga., Usa, April 12-17, 1981. Fed Proc.* 40 (3 Part 1) 715.
- Rev** Hill, C. H. 1980. Interactions of vitamin c with lead and mercury. *Annals of the New York Academy of Sciences* 355: 262-6.

- Abstract** Hill, C. H. 1975. The reduction of metal toxicities by ascorbic-acid in the chick. *FED PROC. Federation Proceedings.* 34 (3). 926
- HHE** Hindmarch, I. 1976. A subchronic study of the subjective quality of sleep and psychological measures of performance on the morning following night time medication with temazepam. *Arzneim-forsch.* 26(11): 2113-2116.
- No Oral** Hoey, M. J. 1966. The effects of metallic salts on the histology and functioning of the rat testis. *J Reprod Fertil.* 12(3): 461-472.
- Nut def** Holmes, J. H. G. 1992. Trace element deficiency in sheep in east gippsland, victoria. *Australian Veterinary Journal.* 69(11): 292-293.
- Nut def** Holmes, J. H. G., Edye, L. A., Potter, J., and Walton, E. 1986. Mineral status of beef cattle in papua new-guinea . *Trop Anim Health Prod.* 18(1): 31-39.
- Bio Acc** Honda, K., Ichihashi, H., and Tatsukawa, R. 1987. Tissue distribution of heavy metals and their variations with age sex and habitat in japanese serows capricornis-crispus. *Arch Environ Contam Toxicol.* 16(5): 551-562.
- CP** Hoshishima, K., Tujii, H., and Kano, K. 1978. Effects of the administration of trace amounts of metals to pregnant mice upon the behavior and learning of their offspring. *Proc Int Congr Toxicol IST 1977 .:* 569-570.
- Rev** Howell, J. M., Masters, D. G., and White, C. L. 1996. Toxicities and excessive intakes of minerals. *Detection and Treatment of Mineral Nutrition Problems in Grazing Sheep.* 95-117.
- Anat** Huerta, M. and Stefani, E. 1981. Potassium and caffeine contractures in fast and slow muscles of the chicken. *Journal of Physiology (London).* 318 (0): 181-190.
- Mineral** Hutcheson, D. P. 1987. Minerals for feedlot Cattle. *Agri-practice.* 8(3): 3-6.
- Nut def** Ibragimov, Kh. Z., Norbaev, K. N., and Bakirov, B. B. 1984. Prevention of protein and mineral disorders during fattening of sheep. *Ovtsevodstvo.*(9): 37.
- Bio Acc** Ikebe, Katsuhiko, Nishimune, Takahiro, and Sueki, Kenji. 1994. Behavior of several elements in foods. vii. contents of 17 metal elements in food determined by inductively coupled plasma atomic emission spectrometry. meat and meat products. *Shokuhin Eiseigaku Zasshi* 35(3): 323-7.
- Nut def** Ivanov, V. I. 1995. Immunodeficiency condition of ayrshire cattle and its consequences: immunodefitsitnoe sostoyanie ajrshirskogo skota i ego posledstviya. *Veterinariya.* 12: 19-22.
- Rev** Izmerov, N. F. 1986. Cobalt. *Int Reg Potential Toxic Chem .* 100: 1-49.
- No Oral** Jalavisto, E., Kyllastinen, M., Kuorinka, I., and Haapiainen, T. 1966. Effect of cobalt on erythroid values, growth and oxygen consumption of the chick embryo and young chicken. *Ann Acad Sci Fenn [A].* 127: 1-15.
- Food** Jensen, L. S., Maurice, D. V., and Chang, C. H. Relation of mineral content of drinking water to liver lipid accumulation in laying hens. *Poult. Sci. (1977)* 56(1): 260-6.
- CP** Jilg, T. 1992. [Nutritive value and feed intake by growing cattle of the regrowth of extensively used sites in baden-wuerttemberg]. [*Ecological Aspects of Extensive Land Management*] ; ISBN 3-922712-46-0 (35)

- No Oral** Johansson, A. and Camner, P. 1986. Adverse effects of metals on the alveolar part of the lung. *Scanning Electron Microsc.* 1986(2): 631-638.
- Mix** Judson, G. J., Brown, T. H., Kempe, B. R., and Turnbull, R. K. 1988. Trace element and vitamin b-12 status of sheep given an oral dose of one two or four soluble glass pellets containing copper selenium and cobalt. *Aust J Exp Agric.* 28(3): 299-306.
- Mix** Kabysh, A. A. and Komlev, M. D. 1966. Effect of cobalt and manganese salts on productivity, and on characteristics of the blood and bone tissues of hens in the southern ural region. *Tr. Troitsk. Vet. Inst. (1966)* 11(1): 51-6 .
- FL** Kal'nitskii, B. 1983. Mineral nutrition of young male cattle. *Molochnoe i Myasnoe Skotovodstvo.*(9): 34-36.
- Unrel** Kal'nitskii, B. D. 1984. Biological availability of manganese, iron and zinc from various compounds in young pigs. *Khimiya v Sel'Skom Khozyaistve.* 22(8): 45-48.
- Nut def** Kal'nitskii, B. D. 1986. Mineral nutrition of cattle. *Zhivotnovodstvo.*(7): 33-36.
- Mix** Kalinin, V. V., Epifanov, G. V., Zakachurin, A. F., Naumenko, P. A., and Ryzhkov, V. A. 1986. Fattening young cattle on distiller's grains. *Zhivotnovodstvo.*(2): 38-39.
- Rev** Kaminski, P. 1998. The impact of ca and heavy metals upon the nest development of sparrows (passer spp.) and other synanthropic birds . *Polish J Environ Stud.* 7(2): 53-65.
- Surv** Kaminski, P., Choinski, A., and Wolosiuk, B. 1993. Dynamics of the content of selected elements in the nestling development of the house martin delichon urbica in a rural landscape. *Acta Ornithologica (Warsaw).* 28(1): 23-37.
- In Vit** Kano, M. 1975. Development of excitability in embryonic chick skeletal muscle cells. *Journal of Cellular Physiology* 86(3 Pt 1): 503-10.
- FL** Karavashenko, V. F., Moskalik, A. E., Grishko, G. I., and Dovgopyata, L. N. 1985. tthe efficiency of cobalt supplementation of compound feeds for meat-type chicks: ehffektivnost' dobavok kobal'ta v kombikorma dlya myasnykh tsyplyat. *Byulleten' Vsesoyuznogo Nauchno-Issledovatel'Skogo Instituta Fiziologii, Biokhimii i Pitaniya Sel'Skokhozyajstvennykh Zhivotnykh.* 3(79): 53-56.
- Rev** Kawashima, T., Henry, P. R., Bates, D. G., Ammerman, C. B., Littell, R. C., and Price, J. 1997. Bioavailability of cobalt sources for ruminants 2: estimation of the relative value of reagent grade and feed grade cobalt sources from tissue cobalt accumulation and vitamin b-12 concentrations. *Nutrition Research.* 17(6): 957-974.
- FL** Kawecki, Arkadiusz, Rotenberg, Samuel, and Czajczynska, A. 1966 . The effect of cobalt and zinc on the growth and development of chickens. *Zesz. Nauk. Wyzsz. Szk. Roln. Szczecinie :* 20, 57-70 .
- FL** Kazakevich, I. Ya. and Vechar, A. S. 1978. Effect of cobalt on cobalamin content of liver and productivity of cattle. *Vestsi Akademii Navuk BSSR, Biyalagichnykh Navuk.*(1): 66-71, 140-141.
- No Dose** Keener, H. A., Percival, G. P., and Marrow, K. S. 1949. Cobalt tolerance in young dairy cattle. *J Dairy Sci.* 32: 527.
- Unrel** Kelley, Timothy R., Pancorbo, Oscar C., Merka, William C., Thompson, Sidney A., Cabrera,

- Miguel L., and Barnhart, Harold M. 1998. Accumulation of elements in fractionated broiler litter during re-utilization. *J. Appl. Poult. Res.* 7(1): 27-34 .
- Nut def** Kennedy, D. G., Blanchflower, W. J., Scott, J. M., Weir, D. G., Molloy, A. M., Kennedy, S., and Young, P. B. 1992. Cobalt-vitamin b-12 deficiency decreases methionine synthase activity and phospholipid methylation in sheep. *J Nutr.* 122(7): 1384-1390.
- Nut def** Kennedy, D. G., Cannavan, A., Molloy, A., O'Harte, F., Taylor, S. M., Kennedy, S., and Blanchflower, W. J. 1990. Methylmalonyl-coa mutase (ec 5.4.99.2) and methionine synthetase (ec2.1.1.13) in the tissues of cobalt-vitamin b12 deficient sheep. *British Journal of Nutrition.* 64(3): 721-732.
- Nut def** Kennedy, D. G(a), Young, P. B., Kennedy, S., Scott, J. M., Molloy, A. M., Weir, D. G., and Price, J. 1995. Cobalt-vitamin b-12 deficiency and the activity of methylmalonyl coa mutase and methionine synthase in cattle. *International Journal for Vitamin and Nutrition Research.* 65(4): 241-247.
- Nut def** Kennedy, D. Glenn(a), Kennedy Seamus, and Young Paul B. 1996. Effects of low concentrations of dietary cobalt on rumen succinate concentration in sheep. *International Journal for Vitamin and Nutrition Research.* 66(1): 86-92.
- Nut def** Kennedy, D. Glenn a, Young, Paul B, Blanchflower, W. John, Scott, John M, Weir, Donald G, Molloy, Anne M, and Kennedy, Seamus. 1994. Cobalt-vitamin b-12 deficiency causes lipid accumulation, lipid peroxidation and decreased alpha-tocopherol concentrations in the liver of sheep. *International Journal for Vitamin and Nutrition Research.*: 270-276.
- FL** Kenzhegalieva, M. A. and Baiturin, M. A. Effect of the level of a complex of trace elements (copper, manganese, cobalt, zinc, and iodine) on the growth and development of chicks in the semipalatinsk region. *Tr. Alma-At. Zoovet. Inst. (1974)* : 30, 34-7 .
- Mix** Khodyrev, A. A. and Volkonskii, V. A. 1986. Carbohydrate metabolism in young cattle on a diet containing varying amounts of iodine, cobalt and copper.: povyshenie effektivnosti zhivotnovodstva kalininskoioblasti. 50-54.
- FL** Kim, Y. K., Paik, I. K., Gangadharan, B., Rajan, A., Valsala, K. V., Mariamma, K. I., Miller, E. R., Lei, X., and Ullrey, D. E. 1993. the effects of sources and levels of supplementary copper on the performance of broiler chicken.: chemically induced copper depletion in ducks as a model for transdifferentiation study-preliminary observations: trace elements in animal nutrition. *KOREAN J ANIM SCI.* 35(1): 52-59.
- FL** Kirchgessner, M. and Pallauf, J. 1973. The effect of FE, CO and NI supplements in zinc deficiency. *Zeitschrift Fur Tierphysiologie Tierernahrung Und Futtermittelkunde.* 31(5): 268-274.
- Phys** Kirchgessner, M., Reuber, S., and Kreuzer, M. 1994. Endogenous excretion and true absorption of cobalt as affected by the oral supply of cobalt. *Biol Trace Elem Res.* 41(1-2): 175-89.
- Mix** Kirchgessner, M., Schwarz, F. J., and Stangl, G. I. 1998. Growth performance of beef cattle fed corn silage-based rations without cu, zn, mn, co and se supplementation. *Journal of Animal Physiology and Animal Nutrition.* 78(3): 141-153.
- FL** Trace element contents in fattening chicks 18 (6-7) : 527-32.
- Surv** Klimowicz Zbigniew, Melke Jerzy, and Uziak Stanislaw. 1997. peat soils in the bellsund region,

spitsbergen. *Polish Polar Research* 18(1): 25-39.

- Nut def** Kline, E. A., Kostelic, G. C., Ashton, G. C., Homeyer, P. G., Quinn, L., and Catron, D. V. 1954. the effect of the growth performance of young pigs of adding cobalt, vitamin b12 and antibiotics to semipurified rations. *J Nutr.* 53: 543.
- Drug** Klosowski, B. 1971. the effect of gonadotropic hormones (pms) on gonadal function in rams subjected to deficiencies of copper and cobalt in the diet. *Zeszyty Problemowe Postepow Nauk Rolniczych.*(124): 187-191.
- Phys** Ko, Y. D., Cho, Y. H., and Shinn, S. J. 1976. experimental studies on the biosynthesis of vitamin b-12 in rabbit fed with inorganic cobalt. *Korean Cent J Med.* 30(1): 17-22.
- FL** Ko, Y. D., Song, D. J., and Ha, J. K. a. 1975. Effect of cobalt supplementation on the growth of young chicks: cobalt. *Korean Journal of Animal Science.* 17(1): 90-93.
- Mix** Kolganov, V. A., Latyshev, V. I., and Strugovshchikov, V. R. 1986. Effect of supplementary feeding with molybdenum-based trace elementmixtures on productivity of chickens and on thiamin content of theirorgans and tissues. *Fiziologicheskije Osnovy Povysheniya Produktivnostisel' Skokhozyaistvennykh Zhivotnykh.* 64-68.
- FL** Konopatov, Yu., Lipin, A., and Fedorov, V. 1991. Cobalt in the diet for broilers. *Ptitsevodstvo.*(11): 14-15.
- FL** Konopatov, Yu., Pilaeva, N., and Artem'eva, S. 1989. Cobalt and the resistance of chickens (to infection). *Ptitsevodstvo.*(8): 35-36.
- Imm** Konopatov, Yu V. 1992. Cobalt and immunogenesis in birds, as exemplified by the chicken. *Dokl Akad Nauk.* 322(4): 806-808.
- FL** Konopatov, Yu. V. 1992. Cobalt and immunogenesis in poultry. *Doklady, Biological Sciences.* 322(1-6): 54-55.
- FL** Konopatov, Yu. V. 1974. Effect of cobalt chloride on hen blood transaminase activity. *Sb. Rab., Leningr. Vet. Inst.* 36 : 53-7.
- Unrel** Koppl, C. and Gleich, O. 1988. Cobalt labelling of single primary auditory neurones: an alternative to hrp. *Hearing Research* 32(2-3): 111-6.
- Mix** Kornegay, E. T A, Zhou, W., and Risley, J. W. G. M. Swinkels and C R. 1995. Characterization of cobalt-copper antagonism in the study of copper-stimulated growth in weanling pigs. *Journal of Animal and Feed Sciences.* 4(1): 21-33.
- Mix** Korolev, A. 1987. A feed additive (for chickens). *Ptitsevodstvo* (9): 30-31.
- FL** Kosla, T. 1987. The level of iron manganese and cobalt in the soil grass and in young bulls in the areas irrigated with waste water. *POL ARCH WETER.* 24(4): 587-596.
- FL** Krasovskii, G. N. and Fridliand, S. A. 1971. Experimental data for substantiating the maximum permissible concentration of cobalt in water: eksperimental'nye dannye k obosnovaniiu predel'no dopustimoi kontsentratsii kobal'ta v vodoemakh. *Gig Sanit.* 36(2): 95-6.
- Aquatic** Krasovskii, G. N. and Fridlyand, S. A. 1979. Experimental data for the valadation of the maximum permissable concentration of cobalt in water bodies. *Hyg. Sanit.* 36: 277-279.

- Abstract** Kravioskii, G. N., Wei-li Wang, K., and Baker, D. E. 1979. Experimental data for the validation of the maximum permissible concentration of cobalt in water bodies. *Hyg Sanit.* 36: 277-279.
- Mix** Kroc, M. and Vymola, J. 1990. Effect of vitamins and microelements in the high producing dairy cows feed rations. *Biol Chem Zivocisne Vyroby - Vet.* 26(4-5): 341-351.
- Acute** Krokhotina, L. V. and Pavlov, A. D. 1986. Effect of cobalt on blood gas composition red cell 2 3 diphosphoglycerate content and blood serum erythropoietin level. *PATOL FIZIOL EKSP TER.* 0(5): 65-67.
- Surv** Kucherova, F. N. and Besschetnov, I. I. 1981. Correlation between functional activity of hemopoietic organs and cobalt content in hen embryo. *S-KH BIOL.* 16(3): 454-458.
- FL** Kucherova, F. N. and Chorayan, O. G. 1983. Comparative informational characteristics of the microbiogenetic composition of reproductive cells in various animals. *Izv. Sev.-Kavk. Nauchn. Tsentra Vyssh. Shk. Estestv. Nauki* (4): 79-80 .
- Not Oral** Kury, George and Crosby, Roberta J. 1968. Development of chicken embryos exposed to cobaltous chloride. *Toxicol. Appl. Pharmacol.* 13(2): 199-206.
- In Vitro** Anodic oxidation under spark discharge (ANOD) - a new coating procedure in medical technology 41 (3) : 219-22.
- FL** Kuznetsov, S. G. 1996. Improvement of mineral nutrition for dairy cows. *Sel'Skokhozyaistvennaya Biologiya.* 0(6): 12-33.
- Phys** Lamand, M., Barlet, J. P., and Rayssiguier, Y. 1986. details of the clinical biology of minerals in Ruminants. *Recl Med Vet Ec Alfort.* 162(10): 1127-1132.
- Alt** Lara, S. I. M., Costa, H. M. de A., and Costa, J. O. 1974. Effect of supplementary feed on nematode egg counts, degree of parasite infestation and weight gain of lambs. *Arquivos Da Escola De Veterinaria Da Universidade Federal De Minas Gerais.* 26(3): 307-318.
- Alt** Lara, S. I. M., De, Oliveira C M B, and Porto, J. C. A. 1976. Effect of dietary supplementation with cobalt sulfate in experimental haemonchosis infection of sheep. *Arq Esc Vet Univ Fed Minas Gerais.* 28(1): 93-99.
- Surv** Larson, J. M., Karasov, W. H., Sileo, L., Stromborg, K. L., Hanbidge, B. A., Giesy, J. P., Jones, P. D., Tillitt, D. E., and Verbruggie D. A. 1996. Reproductive success, developmental anomalies, and environmental contaminants in double-crested cormorants (*Phalacrocorax auritus*). *Environm Toxicol Chem.* 15(4): 553-559.
- FL** Latyshev, V. I.//Ogarenko, N. B.//Rudenko, G. Ya.//Strugovshchikov, V. R. 1988. Effect of a complex of metals on some indicators of protein and energymetabolism in chickens. Tezisy dokladov. 256-257
- FL** Lebedeva, N. V. 1996. Population ecotoxicology of birds. *Doklady Akademii Nauk.* 351(3): 425-429.
- Rev** Lee, J., Masters, D. G., White, C. L., Grace, N. D., and Judson, G. J. 1999. Current issues in trace element nutrition of grazing livestock in australia and new zealand. *Australian Journal of Agricultural Research* 50(8): 1341-1364.
- Unrel** Lemerle, C. and Holmes, J. H. G. 1986. Sodium deficiency of grazing cattle in papua new-

guinea. *Trop Anim Health Prod.* 18(3): 166-170.

- FL** Lempert, B. L., Avtandilov, G. G., and Levina, L. V. 1974. Effect of excess cobalt on nutritional hypercholesterolaemia, lipidosis of the aortae and arteries of the heart in rabbits. *Kardiologiya.* 14(1): 104-107.
- FL** Lempert, B. L. and Levina, L. V. 1974. effect of long-term feeding with toxic doses of cobalt on some lipid values in rabbits. *Farmakologiya i Toksikologiya.* 37(4): 466-469.
- CP** Levinson, W., Faras, A., Woodson, B., Jackson, J., and Bishop, J. M. 1973. Inhibition of rna-dependent dna polymerase of rous sarcoma virus by thiosemicarbazones and several cations. *Proceedings of the National Academy of Sciences of the United States of*
- CP** Lewis, G., Anderson, P. H., and Suttle, N. F. 1983. The nature of trace element problems: delineating the field problem. (Occasional Publication No. 7): 11-16.
- HHE** Li, Lan, Zhang, Ruling, Chen, Bingran, Fang, Weitang, Ye, Ping, and Ji, Qingxian. 1990. The nutritional study of zinc, iron, copper, and cobalt status of children in kindergartens of jinan city. *Yingyang Xuebao (1990)* 12(3): 294-8 .
- Mix** Likhachev, A. I. 1989. Trace elements in the etiology and prophylaxis of allergies of sheep in the caspian sea region. *Mikroelementy v SSSR.*(30): 90-93.
- FL** Lipnitskii, S. S. 1975. Effect of supplementary dietary trace elements on blood biochemical values of calves. *Trudy. Belorusskii Nauchno-Issledovatel'Skii Veterinarnyi Institut.* 13: 147-149.
- Mix** Lipnitskii, S. S. and Yakubovskii, M. V. 1975. Effect of additional dietary trace elements on weight gain and the occurrence of various parasitic diseases in cattle in belorussia. *Trudy. Belorusskii Nauchno-Issledovatel'Skii Veterinarnyi Institut.* 13: 143-147.
- Drug** Livshits, O. D. 1987. Effect of dietary fiber from vegetable products on the content of sulfhydryl groups in the blood and organs of rats during cobalt poisoning: vliianie pishchevykh volokon ovoshchnykh produktov na sodержanie sul'fgidril'nykh grupp v krovi i organakh krysi pri kobal'tovoi intoksikatsii. *Gig Sanit.*(8): 72-3.
- Drug** Livshits, O. D. 1987. Effect of vegetable food fiber on liver function in chronic cobalt poisoning: vliianie pishchevykh volokon ovoshchei na funktsional'noe sostoianie pecheni pri khronicheskoi kobal'tovoi intoksikatsii. *Vopr Pitan .*(6): 64-5.
- Drug** Llobet, J. M., Domingo, J. L., and Corbella, J. 1985. Comparison of antidotal efficacy of chelating agents upon acute toxicity of co(ii) in mice. *Res Commun Chem Pathol Pharmacol.* 50(2): 305-8.
- Nut def** Lloyd Davies, H. a, Mann, P. P. b, and Goddard, B. c. 1989. A comparison of the effects of feed supplements, cobalt and selenium, and perennial and annual pastures on the production of medium peppin merino weaner sheep in south-western australia. *Australian Journal of Experimental Agriculture.* 29(3): 361-367.
- Phys** Lober, M. and Krantz, S. 1975. Chemical properties of plasma fibrinogens and fibrins from normal and cobalt-treated rabbits: untersuchungen uber einige chemische eigenschaften von plasma-fibrinogenen und -fibrinen normaler und kobaltbehandelter kaninchen. *Acta Biol Med Ger.* 34?710: 1573-88.

- Phys** Lopez-Guisa, J. M. and Satter, L. D. 1992. Effect of copper and cobalt addition on digestion and growth in heifers fed diets containing alfalfa silage or corn crop residues. *J Dairy Sci.* 75(1): 247-256.
- FL** Lotthammer, K.-H. and Ahlswede, L. 1973. Relationship between nutrition and fertility in cows. ii. effect of the major and trace elements. *Ubersichten Zur Tierernahrung.* 1(Heft 4): 325-353.
- FL** Lyakhov, V. V., Aminov, R. M., and Rakhmanov, M. 1977. Reserves for improving the reproduction of cattle. *Trudy Uzbekskogo Nauchno-Issledovatel'Skogo Instituta Zhivotnovodstva.*(28): 56-61.
- FL** Mackova, M. and Krchnak, C. 1978. Optimum amounts of cobalt in feeds for broiler ducklings. *Sbornik Vedeckych Praci Vyzkumneho Ustavu Vyzivy Zvirat, Pohorelice.* 12: 103-109.
- FL** Mackova, M., Sommerova, H., and Jurtikova, K. 1988. Effect of cobalt in feed on the blood picture, contents of vitamin a and vitamin b12 in liver and counts of escherichia coli in the caecum of growing ducklings. *Sbornik Vedeckych Praci Vyzkumneho Ustavu Vyzivy Zvirat Pohorelice.* 21: 83-92.
- FL** Mackova, M., Sommerova, H., and Kazdova, M. 1981. Effect of cobalt sulfate additives on the amount of vitamin b12 in the liver and cecum of Japanese quails. *Sb. Ved. Pr. Vyzk. Ustavu Vyz. Zvirat Pohorelice.* 15: 55-61.
- Mix** Macpherson, A., Moon, F. E., and Voss, R. C. 1976. Biochemical aspects of cobalt deficiency in sheep with special reference to vitamin status and a possible involvement in the etiology of cerebro cortical necrosis. *British Veterinary Journal.* 132(3): 294-308.
- Drug** MacPherson, A., N.F. Suttle, and others. 1983. Oral treatment of trace element deficiencies in ruminant livestock.. (Occasional Pub. 7): 93-103.
- No Dose** Macpherson, Allan. 1993. Recent developments in cobalt and selenium research. *Journal of the Science of Food and Agriculture.* 63(1): 104.
- Unrel** Mahaffey, K. R. 1977. Mineral concentrations in animal tissues certain aspects of federal drug administration regulatory role. *Journal of Animal Science* 44 (3): 509-515.
- Drug** Mahmoud, Alaaeldin and Parrish, John . 1996. Effects of Ni-2+, Co-2+ and La-3+ on bovine sperm capacitation by heparin. *South African Journal of Science.* 92(11-12): 564.
- Phys** Maines, M. D and Kappas, A. 1975. Study of the developmental pattern of heme catabolism in liver and the effects of cobalt on cytochrome p-450 and the rate of heme oxidation during the neonatal Period. *J. Exper. Med.* 141(6): 1400-1410.
- Nut def** Malestein, A. 1995. The problem of supplying cobalt to ruminants. *Tijdschrift Voor Diergeneeskunde.* 120(22): 644-646.
- Mix** Mallik, A. K. 1985. Effects of manganese deficiency in presence of excess cobalt and vice versa on serum lipoprotein profiles of rats receiving normal and atherogenic diets. *Indian J Biochem Biophys.* 22(4): 226-31.
- No Dose** Malzahn, E. 1983. Post natal changes in trace elements and in oxidation reduction activity in laboratory bank voles clethrionomys-glaureolus. *Acta Theriol.* 28(1-8): 33-54.
- Bio Acc** Malzahn, E. 1981. Trace elements and their significance in the post natal development of

seasonal generations of the bank vole *Clethrionomys glareolus*. *Acta Theriol.* 26(8-15): 231-256.

- Nut def** Marsakova, N. V. and Esipenko, B. E. 1990. Iodine, carbohydrate and protein metabolism in rats with cobalt deficiency: obmen ioda, uglevodov i belkov u krysh pri defitsite v organizme kobal'ta. *Fiziol Zh.* 36(2): 43-50.
- Nut def** Marsakova, N. V. and Esipenko, B. E. 1990. Metabolism of iodine carbohydrates and proteins in rats with a cobalt deficiency. *Fiziol Zh (Kiev).* 36(2): 43-50.
- No Oral** Masters, D. G. and Peter, D. W. 1990. Marginal deficiencies of cobalt and selenium in weaner sheep response to supplementation. *Aust J Exp Agric.* 30(3): 337-342.
- Nut def** Mburu, J. N a, Kamau, J. M. Z., and Badamana, M. S. 1993. Changes in serum levels of vitamin b-12, feed intake, liveweight and hematological parameters in cobalt deficient small east african goats. *International Journal for Vitamin and Nutrition Research.* 63(2): 135-139.
- Alt** Mburu, N. J a, Badamana, M. S., and Kamau, J. M. Z. 1994. Faecal and urinary losses of nitrogen in cobalt-deficient small east african goats. *Indian Journal of Animal Sciences.* 64(11): 1264-1267.
- Rev** McDowell, L. R. 1985. Cobalt, iodine, and selenium. In: *Animal Feeding and Nutrition nutrition of Grazing Ruminants in Warm Climates.* 259-290.
- Rev** McDowell, L. R. 1985. Detection of mineral status of grazing ruminants. In: *Animal Feeding and Nutrition: Nutrition of Grazing Ruminants in Warm Climates.* 339-358.
- Nut def** Mcmeniman, N. P., Niven, D. R., Crowther, D., Gartner, R. F. W., and Murphy, G. M. 1981. Studies on the supplementary feeding of sheep consuming mulga acacia-aneura 5. the effect of cobalt and cottonseed meal supplementation. *Aust J Exp Agric Anim Husb.* 21(11): 404-409.
- Mix** Medvedskii, V. A. 1989. Protein composition in blood of pigs in relation to age and availability of biologically active substances. *Doklady Vsesoyuznoi Ordena Lenina i Ordena Trudovogo Krasnogo Znameni Akademii Sel'Skokhozyaistvennykh Nauk Im. V.I. Lenina.*(11): 43-46.
- Mix** Medvetskii, N. S. 1985. Some morphological and biochemical indicators in blood of young cattlegiven trace elements, vitamin a and ergocalciferol.: biologicheskie aktivnye veshchestva v ratsionakh sel'skokhozyaistvennykh zhivotnykh. 26-29.
- Mix** Medvetskii, N. S. and Koval', M. P. 1987. Natural immunity in young cattle in relation to the availability of trace elements and vitamins to their mothers.: biologicheski aktivnye veshchestva v kombikormakh ibelkovo-vitaminnye podkormki v ratsionakh sel'skokhozyaistvennykh zhivotnykh. 37-40.
- Mix** Mee, J. F., Rogers, P. A. M., and O'Farrell, K. J. a. 1995. Effect of feeding a mineral-vitamin supplement before calving on the calving performance of a trace element deficient dairy herd. *Veterinary Record.* 137(20): 508-512.
- Mix** Meged', S. S. 1985. Feed mixtures and concentrates for breeding ewes. *Zhivotnovodstvo.*(8): 39-41.
- Nut def** Mgongo, F. O. K. 1981. Malnutrition stimulation of steroid hormones and function of the mammary gland. *Tanzanian Veterinary Bulletin.* 3(3): 67-72.

- Nut def** Mgongo, F. O. K. 1988. Stress of nutritional origin and its effects on peripheral concentration of plasma hormones in goats. *Indian Vet J.* 65(6): 486-490.
- Nut def** Mgongo, F. O. K., Gombe, S., and Oгаа, J. S. 1985. Effects of cobalt deficiency on the ovarian function in the east african short-horned goat. *Beitrage Zur Tropischen Landwirtschaft Und Veterinarmedizin.* 23(2): 207-216.
- Nut def** Mgongo, F. O. K., Gombe, S., and Oгаа, J. S. 1984. The influence of cobalt-vitamin b-12 deficiency as a stressor affecting adrenal cortex and ovarian activities in goats. *Reprod Nutr Dev.* 24(6): 845-854.
- FL** Mikhailov, N. G. 1973. Feeding trace element salts to young mink in the magadan region. *Tr. Dal'Nevost. Nauchno-Issled. Inst. Sel'Sk. Khoz.* 13(2): 412-14.
- FL** Milanov, Z. 1995. Biological indication of the heavy metal pollution with the help of the hare (*lepus europaeus* Pall.). *Nauka Za Gorata.* 32(2): 59-65.
- Rev** Miller, E. R., Lei, X., and Ullrey, D. E. 1991. Chapter 16: Trace elements in animal nutrition. In: Mortvedt, J. J., F. R. Cox, L. M. Shuman et al., Eds. *Micronutrients in Agriculture.* 593-662.
- Rev** Miller, E. R., Lei, X., and Ullrey, D. E. 1991. Trace elements in animal nutrition. In: Mortvedt J. J., ET AL. ED., Ed. Soil Science Society of America Book Series, No. 4. *Micronutrients in Agriculture.* 593-662.
- Nut def** Mills, C. F. 1987. Biochemical and physiological indicators of mineral status in animals copper cobalt and zinc. *J Anim Sci.* 65(6): 1702-1711.
- An Prod** Milos, M., Contrea, A., Crista, N., and Rosu, Maria. 1970. Effect of chelation of trace minerals (manganese, copper, and cobalt) with edta on oxygen consumption in liver tissue and the activity of some enzymes of chicken serum. *Lucr. Stiint. Inst. Agron. Timisoara, Ser. Zooteh.* 13: 59-66 .
- Mix** Minina, L. A. 1983. Toxicological evaluation of multiple mineral premixes used for preventing the endemic diseases of sheep. *Trudy Vsesoyuznogo Instituta Eksperimental'Noi Veterinariii.* 58: 91-99.
- Drug** Mitala, J. J., Mann, D. E. Jr, and Gautieri, R. F. 1978. Influence of cobalt (dietary), cobalamins, and inorganic cobalt salts on phenytoin- and cortisone-induced teratogenesis in mice. *J Pharm Sci.* 67(3): 377-80.
- Nut def** Mitchell, P. J., McOrist, S., Thomas, K. W., and McCausland, I. P. 1982. White liver disease of sheep. *Australian Veterinary Journal.* 58(5): 181-184.
- Nut def** Mohammed, R. and Lamand, M. 1986. Cardiovascular lesions in cobalt-vitamin b-12 deficient Sheep. *Ann Rech Vet.* 17(4): 447-450.
- FL** Molchanov, I., Savran, E., and Mityaeva, M. 1973. Biological value of chicken meat. *Ptitsevodstvo* (11): 22.
- Unrel** 1986. The use of the chorioallantoic membrane (CAM) of the embryonic chick for the direct assessment of implant toxicity 13 (4) : 261-6.
- No Oral** Morelli, L., Di Giulio, C, Iezzi, M., and Data, P. G. 1994. Effect of acute and chronic cobalt administration on carotid body chemoreceptors responses. *Sci Total Environ.* 150(1-3): 215-

- Mix** Morugin, A. K. and Iskov, V. V. 1984. Effect of the carbohydrate-and-mineral components of diets on growth and development of romanov ewes.: tezisy dokladov nauchno-proizvodstvennoi konferentsiipo aktual'nyh voprosam veterinarii. 51-52.
- Phys** Murphy, J. and L'estrage, J. L. 1977. The performance and carcass fat characteristics of lambs fattened on concentrate diets part 1 effects of maize and barley as the cereal source and of dietary supplementation with roughage vitamin e cobalt and vitamin B-12. *Ir J Agric Res.* 16(2): 187-204.
- FL** Musbah, M., Harris, G. C. Jr., and Waldroup, P. W. 1978. The effects of supplementation of drinking water with zinc, molybdenum, and copper on skin fatty acids and dermatitis in broilers. *Poultry Science* 57(4): 1174.
- Mix** Muscalu, G., Grumberg, R., Ganea, M., Litinski, C., and Poleac, G. 1986. Improved performance of broiler chickens given chelated trace elements in a mixed feed. *Revista De Cresterea Animalelor* 36(6): 14-20.
- FL** Nadeenko, V. G., Lenchenko, V. G., Saichenko, S. P., Arkhipenko, T. A., and Radovskaya, T. L. 1980. Embryotoxic action of cobalt administered by Mouth. *Gig Sanit.* 2: 6-8.
- Rev** NAS, Subcommittee on Mineral Toxicity Committee on Animal Nutrition. 1980.: 588.
- Rev** Neathery, M. W. and Miller, W. J. 1977. Tolerance levels, toxicity of essential trace elements for livestock and poultry. i. cattle and sheep. *Feedstuffs* . 49(36): 18-20, 34.
- FL** Nersisyan, S. N. 1971. Effect of some trace nutrients (zinc, manganese, copper, cobalt) on the growth and development of chicks. *Izv. Sel'Skokhoz. Nauk* 14(8): 93-8 .
- FL** Nersisyan, S. N. 1971. Effect of some trace nutrients (zinc, manganese, copper, cobalt) on the growth and development of chicks. *Izv. Sel'Skokhoz. Nauk.* 14(8): 93-8.
- Mix** Nestorova, Yuliya a, Tsochev, Ivan a, Zunev, Penko a, and Nikolov, Ivan. 1997. Influence of some minerals on the sexual reflexes and sperm production of bucks. *Zhivotnov'Dni Nauki.* 34(7-8): 98-99.
- Nut def** Nicol, D. C. and Smith, L. D. 1981. Responses to cobalt therapy in weaner cattle in southeast queensland Australia. *Aust J Exp Agric Anim Husb.* 21(108): 27-31.
- Unrel** Nielsen, F. H. 1981. Consideration of trace element requirements for preparation of chemically defined Media. *The Growth Requirements of Vertebrate Cells in Vitro* : 68-81.
- Mix** Nikitin, A., Chemisova, L., Osipov, B., Kuz'mina, O., and Mel'nichuk, I. 1982 . Effect of trace elements on bone formation in pigs. *Svinovodstvo, Moscow, USSR.*(1): 35.
- FL** Nikolaev, E. M. 1974. Effect of biologically active substances on reproduction of mink females. *Tr. Beloruss. S-Kh. Akad.* 121: 158-61.
- No Dose** Nolte, T., Harleman, J. H., and Jahn, W. 1995. Histopathology of chemically induced testicular atrophy in rats. *Experimental and Toxicologic Pathology.* 47(4): 267-286.
- Drug** Norton, B. W., Cavaye, J. M., and Hales, J. W. a. 1990. Grazing management studies with australian cashmere goats, 4. cobalt supplementation and intestinal parasite burdens in sheep and

- goats in south-eastern queensland. *Australian Journal of Experimental Agriculture*. 30(6): 789-796.
- Nut def** Norton, B. W. and Hales, J. W. 1976. A response of sheep to cobalt supplementation in southeastern queensland australia. *Proc Aust Soc Anim Prod*. 11: 393-396.
- No Dose** Norton, B. W., Hales, J. W., and Stockwell, T. G. H. 1990. Reproduction, growth and survival of merino ewes and lambs in south-western queensland and their response to trace element supplementation. *Australian Journal of Experimental Agriculture*. 30(2): 155-163.
- Mix** Odynnets, R. N., Tokobaev, E. M., and Rubtsova, L. F. 1980. Effect of vitamin e, ammonium sulphate, salts of iodine, cobalt and copper on mineral metabolism and histology of thyroid gland of wether sheep. *Mikroelementy v Zhivodnovodstve i Rastenievodstve, Frunze, USSR*.(No 18): 25-42.
- Mix** Olson, P. A. D. R. Brink D. T. Hickok M. P. Carlson N. R. Schneider G. H. Deutscher D. C. Adams D. J. Colburn and A. R. Johnson. 1999. Effects of supplementation of organic and inorganic combinations of copper, cobalt, manganese and zinc above nutrient requirement levels on postpartum two-year-old cows. *Journal of Animal Science*. 77: 522-532.
- Not Avail** Ostadalova, I., Babicky, A., Van Barneveld, A. A., Van den Hamer, C. J. A., and Houtman, J. P. W. 1983. Cataract in rats as a model of selective toxic action of selenium: drinking water hardness, trace elements and cardiovascular diseases: influence of calcium and magnesium on metabolism of cadmium, cobalt, copper, zinc, and selenium in mice. *Trace Subst. Environ. Health*. 16: 196-204.
- Unrel** Ott, E. A. and Asquith, R. L. 1995. Trace mineral supplementation of yearling horses. *J Anim Sci*. 73(2): 466-471.
- FL** Ozaki, M., Ishii, T., Funo, R., Torii, C., Ichiki, Y., and Hagiwara, Y. 1989. Effect of soil-eating on cobalt vitamin b-12 deficiency in lambs. *Bull Fac Agric Tamagawa Univ*. 0(29): 69-80.
- Herp** Padgaonkar, A. S. and Rangnekar, P. V. 1973. Observations following administration of alloxan and cobalt salts in the snake natrix-piscator. *J Univ Bombay*. 42(69): 63-75 .
- Gene** Palit, S., Sharma, A., and Talukder, G. 1991. Cytotoxic effects of cobalt chloride on mouse bone marrow cells in vivo. *Cytobios*. 68(273): 85-9.
- FL** Panova, M. K. 1967. Effect of trace element supplements on copper levels in fur-bearing wild animals. *Uch. Zap. Petrozavodsk. Gos. Univ*. 15(4): 78-81.
- FL** Panteleeva, M. D. 1975. Effect of trace element salts on the physiological state of chicks. *Sb. Nauchn. Rab. Sib. Nauchno-Issled. Vet. Inst. (1975)*. 24, 115-18
- FL** Papesova, L. and Polasek, L. A. 1994. Modern trends in horse nutrition: moderni trendy ve vyzive koni. *Veterinarstvi*. 44(12): 591.
- FL** Paragon B-M. 1993. Readjustment of the supply of cobalt in the ruminant: critical approach. *Recueil De Medecine Veterinaire De L'Ecole D'Alfort*. 169(10): 759-761.
- Nut Def** Pehrsson, S. K., Hatori, N., Clyne, N., Kock, J., Lins, L. E., and Ryden, L. 1991. The effect of chronic cobalt exposure on cardiac function in Rats. *Trace Elem Med*. 8(4): 195-198.
- Mix** Peron, N., Martinez, G., Iglesias, C., and Morales, J. R. 1976. Effect of mineral, vitamin and

protein supplements on the appearance of oestrus in heifers fed a basic diet of sugar cane and molasses/urea. *Revista Cubana De Reproduccion Animal*. 2(2): 82-89.

- Not Oral** Pery-Man, N., Houeto, P., Coirault, C., Suard, I., Perennec, J., Riou, B., and Lecarpentier, Y. 1996. Hydroxocobalamin vs cobalt toxicity on rat cardiac and diaphragm aticmuscles. *Intensive Care Med*. 22(2): 108-15.
- Unrel** Peters, J. P. and Elliot, J. M. 1983. Effect of vitamin b-12 status on performance of the lactating ewe and gluconeogenesis from propionate. *J Dairy Sci*. 66(9): 1917-1925.
- Alt** Peters, J. P. and Elliot, J. M. 1984. Effects of cobalt or hydroxycobalamin supplementation on vitamin b-12 content and (s)-methylmalonyl-coa mutase activity of tissue from cobalt-depleted sheep. *J Nutr*. 114(4): 660-670.
- FL** Petrova, G. G. and Berestov, V. A. 1982. Effect of nutrition on the physiological status of fur-bearing animals. *Fiziol. Sostoyanie Pushnykh Zveri Puti Ego Regul*. 44-54 .
- Mix** Petryankin, F. P., Tukmakov, N., and Novikov, A. F. 1987. The effect of compound salts of trace elements on fertility of breeding bulls. *Veterinariya, Moscow*.(7): 59-60.
- CP** Phillippo, M., N.F. Suttle and others. 1983. The role of dose-response trials in predicting trace element deficiency disorders.: trace elements in animal production and veterinary practice. (Occasional Publicat. 7): 51-59.
- CP** Phillippo, M. and Suttle, N. F. 1983. The role of dose-response trials in predicting trace element deficiency disorders. In: *Trace Elements in Animal Production and Veterinary Practice*. 51-59.
- Bio Acc** Pinowski, J., Pinowska, B., Krasnicki, K., and Tomek, T. 1983. Chemical composition during growth in nestling rooks *Corvus-frugilegus*. *Ornis Scand*. 14(4): 289-298.
- Surv** Pisarski, R. K. 1988. Effect of dietary mineral content on serum mineral level in broiler chickens: wplyw skladnikow mineralnych paszy na zawartosc niektorych skladnikow nieorganicznych w osoczu krwi kurczat rzeznych. *Roczniki Nauk Rolniczych. Seria B - Zootechniczna: Polish Agricultural Annual. Seria B - Animal Science*. 104(3): 117-126.
- FL** Pisarski, R. K. 1988. Effect of the amounts of dietary minerals on the content of some mineral components in the blood plasma of broiler chickens. *Roczniki Nauk Rolniczych. Seria B, Zootechniczna* 104(3): 117-126.
- FL** Pisarski, R. K. Akademia Rolnicza Lublin Poland Inst. Zywienia i Higieny Zwierzat. 1988. [effect of dietary mineral content on serum mineral level in broiler chickens]. <original> wplyw skladnikow mineralnych paszy na zawartosc niektorych skladnikow nieorganicznych w osoczu krwi kurczat rzeznych. *Roczniki Nauk Rolniczych. Seria B - Zootechniczna*. <Subtitle>Polish Agricultural Annual. Seria B - Animal Science. V. 104(3) P. 117-126
- Mix** Plaur, K., Wojcik, S., Masiulanis, J., and Tyczkowski, J. 1983. Effect of trace elements on fattening performance of chickens given diets with different protein and energy contents. *Roczniki Naukowe Zootechniki*. 10(2): 231-240.
- FL** Effect of trace elements on chicken fattening performance in relation to different protein and energy levels in the fodder 10 (2) : 231-40
- Mix** Plyashchenko, S. I., Sidorov, V. T., and Medvedskii, V. A. 1989. stimulation of productivity and immunity in sows. *Zootekhniya*.(1): 45-49.

- Nut def** Podkorytov, F. M., Nikitina, S. S., Kolchina, R. V., Dolenko, V. D., and Vinokurov, Yu. I. 1983. effect of a diet of reindeer moss (*cladonia rangiferina*) and concentrates on nutrient retention by reindeer.: diagnostika, profilaktika i terapiya bolezneizhivotnykh na krainem severe. 59-75.
- Mix** Pott, E. B., Tullio, R. R., Almeida, I. L. D., Brum, P. A. R. D., and Sousa, J. C. D. 1987. cattle reproductive performance in the paiaguas subregion of the brazilian pantanal ii. effect of mineral supplementation on heifers' reproductive Rates. *Pesqui Agropecu Bras.* 22(11-12): 1265-1278.
- Surv** Prasad, C. S., Sarma, P. V., Reddy, A. O., and Chinnaiya, G. P. 1989. Trace elements and ovarian hormonal levels during different reproductive conditions in crossbred cattle. *Indian Journal of Dairy Science.* 42(3): 489-492.
- FL** Puget, A., Vergnes, H., and Gouarderes, C. 1975. The sensitivity of the red pika (*ochotona rufescens rufescens*) to cobalt chloride: sensibilite de l'ochotone afgan (*ochotona rufescens rufescens*) au chlorure de cobalt. *Zentralbl Veterinarmed [A].* 22(7): 583-96.
- Rev** Pugh, D. G., Elmore, R. G., and Hembree, T. R. 1985. A review of the relationship between mineral nutrition and reproduction in cattle. *Bovine Pract.* 20: 10-13.
- FL** Pytloun, J., Alexa, Z., Markovic, P., Plickova, V., and Miskovsky, Z. 1974. Effect of cobalt supplement on growth and intake of nutrients by young bullocks during rearing. *Biologizace a Chemizace Vyzivy Zvirat.* 10(4): 369-378.
- Nut def** Quirk, M. F. and Norton, B. W. 1988. Detection of cobalt deficiency in lactating heifers and their Calves. *J Agric Sci.* 110(3): 465-470.
- Mix** Rakova, T. N. and Kondrat'ev, Yu. N. 1978. Growth of piglets from sows given a mineral supplement, and theirresistance to diarrhoea. *Veterinariya, Moscow, USSR.*(5): 90-92.
- Rev** Ramos, KS, Chacon, E, and Acosta Jr., D. 1996. Chapter 17: Toxic Responses of the Heart and Vascular Systems. In: Klaassen, Curtis D., Ed. Casarett and Doull's Toxicology: The Basic Science of Poisons. 487-527.
- Unrel** Rau, D. C. and Parsegian, V. A. 1992. Direct measurement of the intermolecular forces between counterion-condensed dna double helices. evidence for long range attractive hydration forces. *Biophysical Journal* 61(1): 246-59.
- Phys** Reddy, L. Y. S. and Reddy, S. M. 1988. Inter-relationship of some biochemical constituents in the blood serum of fertile and infertile cows. *Mysore J Agric Sci.* 22(3): 359-362.
- No Oral** Reichertova, E., Micek, J., Panakova, E., Koncekova, Z., and Cizmar, J. 1981. Effect of dust from magnesite works on avian embryo. *Folia Morphol(prague)* 29:280-283 29(280-283)
- FL** Reuber, S., Kreuzer, M., and Kirchgessner, M. 1993. Effect of cobalt depletion on growth and cobalt retention in organs and tissues of the rat. *Journal of Animal Physiology and Animal Nutrition.:* 129-138.
- Acu** Rhoads, K. and Sanders, C. L. 1985. lung clearance, translocation, and acute toxicity of arsenic, beryllium, cadmium, cobalt, lead, selenium, vanadium, and ytterbium oxides following deposition in rat lung. *Environmental Research* 36(2): 359-378.
- FL** Richet, G. 1972. *Trace Elements for Domestic Ruminants.* (Etude no. 51): 127 pp.
- Bio Acc** Rickard, W. H. and Sweany, H. A. 1975. *Radionuclides in Canada Goose Eggs.* CONF-750985-

- No Oral** Ridgway, L. P. and Karnofsky, D. A. 1952. The effects of metals on the chick embryo: toxicity and production of abnormalities in development. *Ann N Y Acad Sci.* 55: 203-215.
- Nut Def** Roginski, E. E. and Mertz, W. 1977. A biphasic response of rats to cobalt. *J Nutr.* 107(8): 1537-1542.
- Nut def** Rosa, I. V. 1993. Mineral deficiencies and reproductive performance of ruminants.: circular Tecnica - Centro Nacional De Pesquisa De Gadode Corte. (23): 46 pp.
- No Oral** Rosenberg, Daniel W. and Kappas, Attallah. 1989. Trace metal interactions in vivo: inorganic cobalt enhances urinary copper excretion without producing an associated zincuresis in rats. *J. Nutr.* 119(9): 1259-68 .
- Nut def** Roslyakov, A. K., Baiturin, M. A., and Aryngaziev, B. 1970. Reaction of ewe lambs on the kazakh fine woolled breed to enrichment of their rations with mineral salts sodium phosphorus cobalt copper and iodine. *Tr Alma-at Zootekh-vet Inst.* 18: 73-80.
- Phys** Roy, R. K., Banerjee, S. K., Majumder, P. K., Sasmal, N., and Chatterjee, G. C. 1973. Effects of manganese cobalt and molybdenum on ascorbic-acid metabolism and other related pathways in control and ascorbic-acid deficient guinea pigs. *Indian J Biochem Biophys.* 10(3): 202-205.
- Unrel** Ruff, M. D., <Editors> McDougald, L. R., Joyner, L. P., and Long, P. L. 1986. Reasons for inadequate nutrient utilization during avian coccidiosis: a review. 169-185.
- Nut Def** Ryan, T. 1991. Trace elements and their role in avian nutrition. *Canine Pract.* 16(2): 30-35.
- In Vit** Saito, K., Hagiwara, Y., Hasegawa, T., and Ozawa, E. 1982. Indispensability of iron for the growth of cultured chick cells. *Development Growth & Differentiation.* 24(6): 571-580.
- Mix** Sapozhkov, S. V. 1982. Effect of cobalt and nickel on histological changes in the nervous system. *Sbornik Nauchnykh Trudov Leningradskogo Veterinarnogo Instituta.*(71): 102-108.
- FL** Sasse, C. 1990. *Effect of a Cobalt-Containing Mineral Supplement on the Performance of AI Bulls.*: 87 pp.
- FL** Sato, Y. 1973. The effect of cobalt in diet on nutrition and incidence of dental caries in rat. *Shikwa Gakuho.* 73(5): 956-8.
- Alt** Saxena, K. K. and Ranjhan, S. K. 1978. Effect of cobalt and copper supplementation separately and in combination on the digestibility of organic nutrients and mineral balances in haryana calves. *Indian J Anim Sci.* 48(8): 566-571.
- Phys** Saxena, K. K., Srivastava, R. V. N., Srivastava, S. K., and Ranjhan, S. K. 1980. Effect of cobalt and copper supplementation on the ruminal volatile fatty acids concentration and microbial population in haryana calves. *Indian Journal of Animal Sciences.* 50(6): 471-475.
- Nut def** Schottler, J. H., Boromana, A., and Williams, W. T. 1977. Comparative performance of cattle and buffalo on the sepik plains papua new-guinea. *Aust J Exp Agric Anim Husb.* 17(87): 550-554.
- Rev** Schubert, J. 1973. Heavy metals--toxicity and environmental pollution. *Adv Exp Med Biol.* 40: 239-97.

- Unrel** Seekles, L. 1972. Mineral trace elements and animal reproduction.: riproduzione animale e fecondazione artificiale. 299-307.
- Mix** Shavkun, V. E., Khavinzon, A. G., Shalovilo, S. G., and Zhminka, V. Ya. 1979. The effect of biologically active substances on reproductive function of sires. *Zhivotnovodstvo*.(11): 60-62.
- Unrel** Sheng, Y. Z., Liang, M. L., Wang, Q. X., Dong, K. Y., Tang, Y. H., and Sheng, M. X. 1986. Effect of methionine and trace element supplements on the rate of woolgrowth in angora rabbits. *Chinese Journal of Rabbit Farming (Zhongguo Yangtu Zazhi)*.(3): 39-42.
- Mix** Shkunkova, Yu. S./Tkachuk, V. G. 1974. Effect of trace elements on the growth of chickens and the productivityof hens. *Khimiya v Sel'skom Khozyaistve*. 12 (8) : 614-616
- Mix** Shubin, A. A. 1986. The effect of biologically active substances on reproductive function and productivity of cows. *Zhivotnovodstvo*.(10): 43-44.
- FL** Shubin, A. A. 1968. Influence of iodine and cobalt salts on reproductive capacity of cows. *Byull Vses Nauch-issled Inst Fiziol Biokhim Sel'skokhoz Zhivotn*. 1: 74-77.
- FL** Shvelidze, N. E. 1981. New resources for the production of grass meal for broilers. *Vestnik Sel'Skokhozyaistvennoi Nauki, Moscow, USSR* (10): 29-33.
- Mix** Sidorova, M. V. and Morozova, N. N. 1986. Kidney histostructure in young bulls fed with distillery grains with the use of trace Elements. *Izv Timiryazev S-kh Akad*. 0(5): 155-160.
- FL** Simek, M. 1995. Recommended requirements of mineral substances and their resources in cattle and sheep: Doporucene Potreby Mineralnich Latek a Jejich Zdroje U Skotu a Ovcu.
- Nut Def** Singh, K. K., Chhabra, A., and Agrawal, R. K. 1997. Influence of dietary cobalt on blood constituents and metabolites in crossbred calves. *Indian Journal of Animal Nutrition*. 14(3): 196-198.
- Mix** Singh, K. K a and Chhabra, Aruna. 1996. Influence of cobalt supplementation on growth, and utilization of urea in crossbred calves. *Indian Journal of Animal Nutrition*. 13(1): 11-14.
- Acute** Singh, P. P. and Junnarkar, A. Y. 1991. Behavioural and toxic profile of some essential trace metal salts in mice and Rats. *Indian J Pharmacol*. 23(3): 153-159.
- FL** Sirotkin, A. N., Prister, S. S., Tyumenev, L. N., and Grishin, A. I. 1979. Metabolism of 60co, 65zn, 59fe and 3h in the hen. *Doklady Vsesoyuznoi Ordena Lenina Akademii Sel'Skokhozyaistvennykh Nauk* (6): 27-29.
- FL** Skare, J. U. 1995. Environmental toxicology research at a veterinary college-veterinary institute. *Norsk Veterinaertidsskrift*. 107(4): 363-376.
- Phys** SLowinska, R., Sobiech, K. A., Ziomek, E., and Szewczuk, A. 1978. activity and polymorphism of the cobalt-activated acylase in tissues of rodents during development. *Acta Biochim Pol*. 25(1): 15-21.
- Plant** Smirnova, Z. A. 1970. Use of trace nutrients to increase the growth of plants and the soil germination rate of seeds of some introduced varieties *Tr. Kaz. Nauch.-Issled. Inst. Les. Khoz*. 7, 203-6.
- Fate** Snively, W. D. Jr and Becker, B. 1968. minerals, macro and micro: dynamic nutrients. ii. the

micro-minerals. *Ann Allergy*. 26(5): 233-40.

- Mix** Sobolev, N. 1995. belotin. *Ptitsevodstvo*(5): 20.
- FL** Sominskii, Z. F. and Nikitina, L. P. 1978. Morphological reaction of the liver of hens after administration of various doses of cobalt chloride and manganese sulfate. *Profilakt. i Lechenie Bolezni S.-Kh. Zhivotnykh, Ul'yanovsk.*: 64-8.
- Rev** Sourkes, T. L. 1982. Transition elements and the nervous System. *Iron Deficiency: Brain Biochemistry and Behavior*. ILLUS. ISBN 0-89004-690-5. 1-30.
- Acute** Spiridonova, V. S. and Shabalina, L. P. 1973. Experimental study of the toxicity of cobalt tetracarbonyl. *Gig Sanit.* 38(1): 97-9.
- FL** Splitek, M. 1982. Micro-mineral nutrition of poultry: mikromineralni vyziva drubeze. *Krmivarstvi a Sluzby*. 18(11): 238-240.
- FL** Splitek, M. Vyzkumny Ustav Krmivarskeho Prumyslu a Sluzeb Pecky Czechoslovakia. 1982. micro-mineral nutrition of poultry. <original> mikromineralni vyziva drubeze. *Krmivarstvi a Sluzby*. V. 18(11) P. 238-240
- Nut def** Squires, R. A. and Budge, G. 1997. *Proceedings From the 27th Seminar of the Society of Sheep and BeefCattle Veterinarians NZVA*. (175): 1-151.
- Plant** Staaland, Hans//Brattbakk, Ingvar//Ekern, Karen//Kildemo, Kjetil. 1983. Chemical composition of reindeer forage plants in Svalbard and Norway. *Holarctic Ecol.* 6 (2) : 109-22.
- Surv** Stafford, Kevin J. 1997. The diet and trace element status of sambar deer (*Cervus unicolor*) in manawatu district, New Zealand. *New Zealand Journal of Zoology*. 24(4): 267-271.
- FL** Stan, Mariana. 1969. Cobalt chloride effect on liver, thyroid, and thymus in chicken. *Rev. Zootech. Med. Vet.* 19(4): 84-9.
- Nut def** Stangl, G. I., Schwarz, F. J., and Kirchgessner, M. 1998. Amino acid changes in plasma and liver of cobalt-deficient cattle. *Journal of Animal Physiology and Animal Nutrition.*: 40-48.
- Unrel** Stanojevic, Lazar. 1972. *Trans. of Arhiv Za Poljoprivredne Nauke i Tehniku (Yugoslavia)*. 24(88): 115 p.
- Model** Stebbings, R. St. J. and Lewis, G. 1986. Cobalt deficiency and urinary formiminoglutamic acid in lambs. *British Veterinary Journal*. 142(3): 270-274.
- FL** Stelletsii, V. V. and Korkunov, Yu. P. Trace element requirement of adult chickens. *Tr. Krasnoyarsk. Nauch.-Issled. Inst. Sel. Khoz. (1969)* : 5, 288-300.
- FL** Stepurin, G. F., Bularga, I. A., Vranchan, V. G., and Korchevaya, L. G. 1986. Interaction of energy, protein, amino acids and trace elements in Pignutrition.: Belkovo-aminokislотноe Pitanie Sel'skokhozyaistvennykhzhivotnykh. Tezisy, Doklady Vsesoyuznogo Soveshchaniya, Kaluga, 28-30may, 48-50.
- Phys** Stillions, M. C., Teeter, S. M., and Nelson, W. E. 1971. Utilization of dietary vitamin b-12 and cobalt by mature horses. *J Anim Sci*. 32(2): 252-255.

- FL** Stoimenov, K. 1976. Effect of some microelements on heterakis gallinarum infection. *Veterinarnomeditsinski Nauki* 13(2): 5-11.
- Nut def** Stokstad, E. L. 1968. Experimental anemias in animals resulting from folic acid and vitamin b12 deficiencies. *Vitam Horm.* 26: 443-63.
- HHE** Stoliar, V. I. 1972. Congenital disorders in the presence of nutritional microelement deficiencies: vrozhdennye narusheniia pri alimentarnom defitsite mikroelementov. *Pediatriia.* 51(10): 75-8.
- Alt** Stomakhina, N. V., Kogan, V. Yu, Sarkisyan, M. A., and Danilova, M. K. 1991. The study of the role of immunomodulatory activity of metal salts in the development of allergic skin pathology. *Eksp Klin Med.* 31(2): 173-176.
- In Vit** Suarez-Isla, B. A., Pelto, D. J., Thompson, J. M., and Rapoport, S. I. 1984. Blockers of calcium permeability inhibit neurite extension and formation of neuro muscular synapses in cell culture. *Developmental Brain Research.* 14 (2). 263-270.
- Mix** Sumadi, Lebdosoekojo, and Latif, A. 1982. The effects of vermifuge and cobalt administration on the growth of brachman crossbreed and ongole cattle at the 'Bila River Ranch' South Sulawesi: Proceedings of a Seminar on Animal Research 401-405.
- Mix** Surina, S. M. and Tabakov, N. A. 1989. The effect of balanced feed rations on milk yield, reproduction and metabolism in Cows.: Intensifikatsiya Zhivotnovodstva V Khakassii. 61-63.
- Bio Acc** Suso, F. A. and Edwards, H. M. Jr. 1969. Whole body counter studies on the absorption of ⁶⁰Co, ⁵⁹Fe, ⁵⁴Mn and ⁶⁵Zn by chicks, as affected by their dietary levels and other supplemental divalent elements. *Poultry Science* 48(3): 933-8.
- Review** Suso, Francisco A. and Edwards, Hardy M. Jr. 1968. Influence of various chelating agents on absorption of cobalt-60, iron-59, manganese-54, and zinc-65 by chickens. *Poultry Sci.* 47(5): 1417-25 .
- Mineral** Suttle, M. and Jones, D. G. 1989. Recent developments in trace element metabolism and function trace elements disease resistance and immune responsiveness in ruminants. *J Nutr.* 119(7): 1055-1061.
- CP** Suttle, N., Wright, C., MacPherson, A., Harkess, R., Halliday, G., Miller, K., Phillips, P., and Evans, C. 1986. How important are trace element deficiencies in lambs on improved hill pastures in Scotland. *Proceedings Sixth International Conference on Production Disease in Farm Animals, September 1986, Belfast, UK* : 100-103.
- Phys** Suttle, N. F. 1986. Problems in the diagnosis and anticipation of trace element deficiencies in grazing livestock. *Veterinary Record.* 119(7): 148-152.
- CP** Suttle, N. F., Gunn, R. G., Allen, W. M., Linklater, K. A., and Wiener, G. 1983. Trace elements in animal production and veterinary practice. Proceedings of a symposium organized jointly by the British Society of Animal Production and the British Veterinary Association and held at the University of York in July 1982. ix + 155pp.
- Mix** Svezhentsov, A. and Gavrish, A. 1994. A feed supplement - soevit. *Ptitsevodstvo.*(3): 25-27.
- CP** Szakmary, E., Ungvary, G., Naray, M., Mede, A., Tatrai, E., and Morvai, V. 1989. Harmful effects of heavy metals chromium nickel cobalt on offspring. 17th Conference of the European Teratology Society. Budapest, Hungary, September 4-7, 1989. *Teratology*; 40 (3). 1989. 298-299.

- Bio Acc** Szefer, P. and Falandysz, J. 1987. Trace metals in the soft tissues of scaup ducks (*Aythya marila l.*) wintering in Gdansk bay, Baltic sea. *Sci Total Environ.* 65: 203-213.
- FL** Tanatarov, A. B. 1983. Trace elements for broiler chickens. *Zhivotnovodstvo* (5): 47-48.
- FL** Tanatarov, A. B. 1986. Trace elements in duck feeding. *Zhivotnovodstvo*(2): 44-45.
- FL** Tanatarov, A. B. 1986. Trace elements in the feeding of ducklings. 1986. *Zhivotnovodstvo.* (2) : 44-5.
- FL** Tanatarov, A. B. and Baiturin, M. A. 1972. Determination of the optimum dose of iodine and cobalt for laying hens. *Tr. Alma-At. Zoovet. Inst.* 24: 120-7.
- FL** Tanatarov, M. A., Egorov, N. P., Tanatarov, A. B., Egeubaev, A. A., and Dabzhanova, S. T. Effect of trace elements on productive qualities of muscovy ducks. *Vestn. S-Kh. Nauki Kaz.* (1994) (5): 64-72 .
- Unrel** Tauson, Anne-Helene a and Neil, Maria. 1993. Vitamin b12 supplementation to mink (mustela vison) in the prevention of feed-induced iron deficiency anaemia: ii. effect on haematological parameters and mineral content of the liver. *Acta Agriculturae Scandinavica Section A Animal Science.* 43(2): 123-128.
- No Oral** Telib, M. 1972. Effects of cobaltous chloride in laboratory animals part 1 the histological and electron microscopical changes in the islets of rabbits. *Endokrinologie.* 60(1): 81-102.
- In Vitro** Telib, M. 1972. The purification and properties of nucleoside phosphotransferase from mucosa of chicken intestine. *Endokrinologie.* 786 (3) : 231-44.
- Alt** Thomson, C. M. and Dryden, W. F. 1981. Different actions of calcium channel blocking agents on resting membrane conductance in developing skeletal muscle. *Canadian Journal of Physiology and Pharmacology.* 59 (4): 335-341.
- No Dose** Thurston, R. J., Korn, N., Froman, D. P., and Bodine, A. B. 1993. Proteolytic enzymes in seminal plasma of domestic turkey (*Meleagris gallopavo*). *Biology of Reproduction* 48(2): 393-402.
- FL** Tkachenko, A. V. 1995. Hemoxygenase activity, metabolic homeostasis of bilirubin in brain and transport function of serum albumin in animals receiving cobalt chloride. *Ekspiermental'Naya i Klinicheskaya Farmakologiya.*: 41-45.
- FL** Tolokonnikov, Yu., Orlov, L., Pisarskaya, T., Nikil'burskii, N., and Stratiichuk, A. 1985. Utilization of colloidal jellyfish during fattening of broilers. *Ptitsevodstvo* (3): 29.
- Nut def** Tseng, R. Y., Cohen, N. L., Reyes, P. S., and Briggs, G. M. 1976. Metabolic changes in golden hamsters fed vitamin b-12-deficient diets. *J Nutr.* 106(1): 77-85.
- No Oral** Tsujii, H. and Hoshishima, K. 1979. Effect of the administration of trace amounts of metals to pregnant mice upon the behavior and learning of their offspring. *Shinshu Daigaku Nogakubu Kiyo(j Fac Agric Shinshu Univ)* . 16: 13-28.
- Abstract** Turk, J. L Jr. and Kratzer, F. H. 1960. The effects of cobalt in the diet of chicks. *Poult Sci.* 39: 1302.
- Not Oral** Turner, W. B, Corp, E. S, and Galbraith, R. A. 1994. Lack of npy-induced feeding in cobalt

protoporphyrin-treated rats is a postreceptor defect. *Physiology & Behavior* 56(5): 1009-1014.

- Mix** Ulvund, M. J. 1990. Ovine white-liver disease owl serum copper and effects of copper and selenium supplementation. *ACTA VET SCAND.* 31(3): 287-296.
- Nut def** Ulvund, M. J. 1990. Ovine white-liver disease owl vitamin b-12 and methyl malonic acid mma estimations in blood. *Acta Vet Scand.* 31(3): 267-276.
- Surv** Ulvund, M. J. and Pestalozzi, M. 1990. Ovine white-liver disease owl botanical and chemical composition of pasture grass. *Acta Vet Scand.* 31(3): 257-266.
- Unrel** Underwood, E. J. 1976. Mineral imbalances in farm animals and their study and diagnosis with isotopic tracers. *Atomic Energy Review* 14(4): 591-619.
- Rev** Underwood, E. J. 1981. *The Mineral Nutrition of Livestock.* ix + 180pp.
- CP** Underwood, E. J. 1977. *Trace Elements in Human and Animal Nutrition.* 4th Edition. New York.
- FL** Ustinskova, L. A. 1979. Change in the chemical composition of turkey bones in connection with age and physiological state. *Nauchn. Tr. Kazan. Gos. Vet. Inst. im. N. E. Baumana.* 131, 78-80.
- FL** Vakhitova, R. Z. 1978. Effect of cobalt (in feed rations) on protein indicators of blood in the process of duck growth. *Vestnik Sel'Skokhoziaistvennoi Nauki Kazakhstana. Ezhemesiachnyi Nauchnyi Zhurnalkazakh S.s.r. ; Ministerstvo Sel'Skogo Khoziaistva.* 21(4): 114-116.
- CP** Vallee, B. L. The entatic properties of cobalt carboxypeptidase and cobalt procarboxypeptidase. *IN: Trace Element Metabolism in Animals - 2 : 5.*
- Mix** Valyushkin, K. D. 1982. Combined use of vitamins and trace elements and the reproductive function of Cows. *Vyestsi Akad Navuk Bssr Syer Syel'skahaspad Navuk.* 0(2): 68-71.
- Mix** Van Ryssen, J. B. J., Miller, W. J., Gentry, R. P., and Neathery, M. W. 1987. Effect of added dietary cobalt on metabolism and distribution of radioactive selenium and stable minerals. *J Dairy Sci.* 70(3): 639-644.
- Mix** Van Vleet, J. F. 1982. Amounts of 8 combined elements required to induce selenium vitamin e deficiency in ducklings and protection by supplements of selenium and vitamin E. *Am J Vet Res.* 43(6): 1049-1055.
- Mix** Van Vleet, J. F. 1982. Amounts of twelve elements required to induce selenium vitamin e deficiency in ducklings. *Am. J. Vet. Res.* 43(5): 851-857.
- Mix** Van Vleet, John F. Van Vleet, J. F. 1982. Amounts of eight combined elements required to induce selenium-vitamin E deficiency in ducklings and protection by supplements of selenium and vitamin E. *Am. J. Vet. Res.* 43 (6) : 1049-55.
- Nut def** Vellema, P a, Moll, L., Barkema, H. W., and Schukken, Y. H. 1997. Effect of cobalt supplementation on serum vitamin b-12 levels, weight gain and survival rate in lambs grazing cobalt-deficient pastures. *Veterinary Quarterly.* 19(1): 1-5.
- In Vit** Verger, C., Sassa, S., and Kappas, A. 1983. Growth promoting effects of iron proto porphyrins and cobalt proto porphyrins on cultured embryonic cells. *Journal of Cellular Physiology.* 116 (2): 135-141.

- Unrel** Vishnyakov, S. I. and Moskovchenko, L. A. 1978. Ion antagonism and onset of diseases and a disturbance in metabolism in farm animals. *Probl. Vzaimodeistviya Chelovka s Okruzh. Sredoi. Materialy Vses. Soveshch., Kursk.*: 156-8.
- Mix** Volobueva, R. A. and Khadanovich, I. V. 1983. Vitamin b-12 and cobalt in diets for young pigs. *Khimiya v Sel'Skom Khozyaistve*. 20(7): 43-44.
- Rev** Watson, A. and O'Hare, P. J. 1979. Red grouse populations on experimentally treated and untreated irish bog. *J Appl Ecol*. 16(2): 433-452.
- Acu** Wellman, P. J., Watkins, P. A., Nation, J. R., and Clark, D. E. 1984. Conditioned taste aversion in the adult rat induced by dietary ingestion of cadmium or cobalt. *Neurotoxicology*. 5(2): 81-90.
- Nut def** Whanger, P. D. and Weswig, P. H. 1978. Influence of 19 elements on development of liver necrosis in selenium and vitamin e deficient rats. *Nutr Rep Int*. 18(4): 421-428.
- Nut Def** Whanger, P. D., Weswig, P. H., Schmitz, J. A., and Oldfield, J. E. 1976. Effects of selenium, cadmium, mercury, tellurium, arsenic, silver and cobalt on white muscle disease in lambs and effect of dietary forms of arsenic on its accumulation in tissues. *Nutr Rep Int*. 14(1): 63-72.
- No Oral** Wide, M. 1984. Effect of short-term exposure to five industrial metals on the embryonic and fetal development of the mouse. *Environ Res*. 33: 47-53.
- Nut Def** Winter, W. H., Siebert, B. D., and Kuchel, R. E. 1977. Cobalt deficiency of cattle grazing improved pastures in northern cape york peninsula. *Aust J Exp Agric Anim Husband*. 17(84): 10-15.
- Phys** Wise, W. R., Weswig, P. H., Muth, O. H., and Oldfield, J. E. 1968. Dietary interrelationship of cobalt and selenium in lambs alfalfa-d white muscle disease. *J Anim Sci*. 27(5): 1462-1465.
- Acute** Wohllebe, W., Taube, C., and Fiedler, H. 1968. Behavior of thrombin time, activities of antithrombin ii and 3 following administration of cobalt (ii) compounds in rabbits: das verhalten der thrombinzeit, der aktivitäten von antithrombin ii and 3 nach parenteraler verabreichung von kobalt (ii)-verbindungen an kaninchen. *Z Gesamte Inn Med*. 23(17): 537-9.
- Alt** Wolford, J. H. and Murphy, D. 1972. Effect of diet on fatty liver-hemorrhagic syndrome incidence in laying chickens. *Poultry Sci*. 51(6): 2087-94.
- Phys** Woods, J. S. 1976. Developmental aspects of hepatic heme biosynthetic capability and hematotoxicity. *Biochem Pharmacol*. 25(19): 2147-52.
- Phys** Woods, J. S. and Carver, G. T. 1977. Action of cobalt chloride on the biosynthesis, degradation and utilization of heme in fetal rat liver. *Drug Metab Dispos*. 5(5): 487-492.
- In Vit** Wyler, R. and Wiesendanger, W. 1975. The enhancing effect of copper, nickel, and cobalt ions on plaque formation by semliki forest virus (sfv) in chicken embryo fibroblasts. *Archives of Virology* 47(1): 57-69.
- Acute** Yamaguchi, M., Inamoto, K., and Suketa, Y. 1986. Effect of essential trace metals on bone metabolism in weanling rats: comparison with zinc and other metals' actions. *Res Exp Med (Berl)*. 186(5): 337-42.
- Unrel** Yamaguchi, M. and Yamaguchi, R. 1986. Action of zinc on bone metabolism in rats. increases

in alkaline phosphatase activity and dna content. *Biochem Pharmacol.* 35(5): 773-7.

- Acute** Yi, S. and Maines, M. D. 1990. Heme oxygenase 2 messenger rna developmental expression in the rat liver and response to cobalt chloride. *Arch Biochem Biophys.* 282(2): 340-345.
- Mix** Zervas, G., Telfer, S. B., Al-Tekrity, A., and Jones, D. 1987. Prevention of trace element deficiencies in grazing ruminants. II. sheep. *Deltion Tes Ellenikes Kteniatrikes Etaireias = Bulletin of the Hellenic Veterinary Medical Society.* 38(4): 258-263.
- FL** Zharova, E. P. 1970. Age dynamics of the levels of copper, zinc, manganese, and cobalt in the muscles of white russian chickens. *Timiryazev. Sel'Skokhoz. Akad* : No. 157, 247-50 .
- Bio Acc** Zharova, E. P. 1969. Level of some trace elements in a growing chick embryo Dokl. Tskha (Timiryazev. Sel'skokhoz. Akad.) No. 151, 199-202
- Mix** Zhou, W., Swinkels, J. W. G. M., Risley, C. R., and Kornegay, E. T. 1992. Ability of cobalt to reduce copper deposition in selected tissues of weanling pigs fed growth promoting level of copper. *Animal Science Research Report, Virginia Agricultural Experiment Station.*(10): 44-46.
- FL** Zivkovic, R., Kostic, V., and Velickovic, G. 1972. Effect of trace elements (cu, co) on production and reproduction of ewes. *Savremena Poljoprivreda.* 20(2): 5-12.
- Mix** Zlobina, I. E. and Skukovskii, B. A. 1990. effect of dietary trace element level on physiological and productive indicators in broiler chickens. *Nauchno-Tekhnicheskii Byulleten', VASKhNIL, Sibirskoe Otdelenie: Sibirskii Nauchno-Issledovatel'Skii i Proektno-Tekhnologicheskii Institut Zhivotnovodstva.*(2): 31-36.

Literature Rejection Categories		
Rejection Criteria	Description	Receptor
ABSTRACT (Abstract)	Abstracts of journal publications or conference presentations.	Wildlife Plants and Soil Invertebrates
ACUTE STUDIES (Acu)	Single oral dose or exposure duration of three days or less.	Wildlife
AIR POLLUTION (Air P)	Studies describing the results for air pollution studies.	Wildlife Plants and Soil Invertebrates
ALTERED RECEPTOR (Alt)	Studies that describe the effects of the contaminant on surgically-altered or chemically-modified receptors (e.g., right nephrectomy, left renal artery ligation, hormone implant, etc.).	Wildlife
AQUATIC STUDIES (Aquatic)	Studies that investigate toxicity in aquatic organisms.	Wildlife Plants and Soil Invertebrates
ANATOMICAL STUDIES (Anat)	Studies of anatomy. Instance where the contaminant is used in physical studies (e.g., silver nitrate staining for histology).	Wildlife
BACTERIA (Bact)	Studies on bacteria or susceptibility to bacterial infection.	Wildlife Plants and Soil Invertebrates
BIOACCUMULATION SURVEY (Bio Acc)	Studies reporting the measurement of the concentration of the contaminant in tissues.	Wildlife Plants and Soil Invertebrates
BIOLOGICAL PRODUCT (BioP)	Studies of biological toxicants, including venoms, fungal toxins, <i>Bacillus thuringiensis</i> , other plant, animal, or microbial extracts or toxins.	Wildlife Plants and Soil Invertebrates
BIOMARKER (Biom)	Studies reporting results for a biomarker having no reported association with an adverse effect and an exposure dose (or concentration).	Wildlife
CARCINOGENICITY STUDIES (Carcin)	Studies that report data only for carcinogenic endpoints such as tumor induction. Papers that report systemic toxicity data are retained for coding of appropriate endpoints.	Wildlife Plants and Soil Invertebrates
CHEMICAL METHODS (Chem Meth)	Studies reporting methods for determination of contaminants, purification of chemicals, etc. Studies describing the preparation and analysis of the contaminant in the tissues of the receptor.	Wildlife Plants and Soil Invertebrates
CONFERENCE PROCEEDINGS (CP)	Studies reported in conference and symposium proceedings.	Wildlife Plants and Soil Invertebrates
DEAD (Dead)	Studies reporting results for dead organisms. Studies reporting field mortalities with necropsy data where it is not possible to establish the dose to the organism.	Wildlife Plants and Soil Invertebrates
DISSERTATIONS (Diss)	Dissertations are excluded. However, dissertations are flagged for possible future use.	Wildlife
DRUG (Drug)	Studies reporting results for testing of drug and therapeutic effects and side-effects. Therapeutic drugs include vitamins and minerals. Studies of some minerals may be included if there is potential for adverse effects.	Wildlife Plants and Soil Invertebrates
DUPLICATE DATA (Dup)	Studies reporting results that are duplicated in a separate publication. The publication with the earlier year is used.	Wildlife Plants and Soil Invertebrates

Literature Rejection Categories		
Rejection Criteria	Description	Receptor
ECOLOGICAL INTERACTIONS (Ecol)	Studies of ecological processes that do not investigate effects of contaminant exposure (e.g., studies of “silver” fox natural history; studies on ferrets identified in iron search).	Wildlife Plants and Soil Invertebrates
EFFLUENT (Effl)	Studies reporting effects of effluent, sewage, or polluted runoff.	Wildlife Plants and Soil Invertebrates
ECOLOGICALLY RELEVANT ENDPOINT (ERE)	Studies reporting a result for endpoints considered as ecologically relevant but is not used for deriving Eco-SSLs (e.g., behavior, mortality).	Plants and Soil Invertebrates
CONTAMINANT FATE/METABOLISM (Fate)	Studies reporting what happens to the contaminant, rather than what happens to the organism. Studies describing the intermediary metabolism of the contaminant (e.g., radioactive tracer studies) without description of adverse effects.	Wildlife Plants and Soil Invertebrates
FOREIGN LANGUAGE (FL)	Studies in languages other than English.	Wildlife Plants and Soil Invertebrates
FOOD STUDIES (Food)	Food science studies conducted to improve production of food for human consumption.	Wildlife
FUNGUS (Fungus)	Studies on fungus.	Wildlife Plants and Soil Invertebrates
GENE (Gene)	Studies of genotoxicity (chromosomal aberrations and mutagenicity).	Wildlife Plants and Soil Invertebrates
HUMAN HEALTH (HHE)	Studies with human subjects.	Wildlife Plants and Soil Invertebrates
IMMUNOLOGY (IMM)	Studies on the effects of contaminants on immunological endpoints.	Wildlife Plants and Soil Invertebrates
INVERTEBRATE (Invert)	Studies that investigate the effects of contaminants on terrestrial invertebrates are excluded.	Wildlife
IN VITRO (In Vit)	<i>In vitro</i> studies, including exposure of cell cultures, excised tissues and/or excised organs.	Wildlife Plants and Soil Invertebrates
LEAD SHOT (Lead shot)	Studies administering lead shot as the exposure form. These studies are labeled separately for possible later retrieval and review.	Wildlife
MEDIA (Media)	Authors must report that the study was conducted using natural or artificial soil. Studies conducted in pore water or any other aqueous phase (e.g., hydroponic solution), filter paper, petri dishes, manure, organic or histosoils (e.g., peat muck, humus), are not considered suitable for use in defining soil screening levels.	Plants and Soil Invertebrates
METHODS (Meth)	Studies reporting methods or methods development without usable toxicity test results for specific endpoints.	Wildlife Plants and Soil Invertebrates
MINERAL REQUIREMENTS (Mineral)	Studies examining the minerals required for better production of animals for human consumption, unless there is potential for adverse effects.	Wildlife
MIXTURE (Mix)	Studies that report data for combinations of single toxicants (e.g. cadmium and copper) are excluded. Exposure in a field setting from contaminated natural soils or waste application to soil may be coded as Field Survey.	Wildlife Plants and Soil Invertebrates

Literature Rejection Categories		
Rejection Criteria	Description	Receptor
MODELING (Model)	Studies reporting the use of existing data for modeling, i.e., no new organism toxicity data are reported. Studies which extrapolate effects based on known relationships between parameters and adverse effects.	Wildlife Plants and Soil Invertebrates
NO CONTAMINANT OF CONCERN (No COC)	Studies that do not examine the toxicity of Eco-SSL contaminants of concern.	Wildlife Plants and Soil Invertebrates
NO CONTROL (No Control)	Studies which lack a control or which have a control that is classified as invalid for derivation of TRVs.	Wildlife Plants and Soil Invertebrates
NO DATA (No Data)	Studies for which results are stated in text but no data is provided. Also refers to studies with insufficient data where results are reported for only one organism per exposure concentration or dose (wildlife).	Wildlife Plants and Soil Invertebrates
NO DOSE or CONC (No Dose)	Studies with no usable dose or concentration reported, or an insufficient number of doses/concentrations are used based on Eco-SSL SOPs. These are usually identified after examination of full paper. This includes studies which examine effects after exposure to contaminant ceases. This also includes studies where offspring are exposed in utero and/or lactation by doses to parents and then after weaning to similar concentrations as their parents. Dose cannot be determined.	Wildlife Plants and Soil Invertebrates
NO DURATION (No Dur)	Studies with no exposure duration. These are usually identified after examination of full paper.	Wildlife Plants and Soil Invertebrates
NO EFFECT (No Efect)	Studies with no relevant effect evaluated in a biological test species or data not reported for effect discussed.	Wildlife Plants and Soil Invertebrates
NO ORAL (No Oral)	Studies using non-oral routes of contaminant administration including intraperitoneal injection, other injection, inhalation, and dermal exposures.	Wildlife
NO ORGANISM (No Org) or NO SPECIES	Studies that do not examine or test a viable organism (also see in vitro rejection category).	Wildlife Plants and Soil Invertebrates
NOT AVAILABLE (Not Avail)	Papers that could not be located. Citation from electronic searches may be incorrect or the source is not readily available.	Wildlife Plants and Soil Invertebrates
NOT PRIMARY (Not Prim)	Papers that are not the original compilation and/or publication of the experimental data.	Wildlife Plants and Soil Invertebrates
NO TOXICANT (No Tox)	No toxicant used. Publications often report responses to changes in water or soil chemistry variables, e.g., pH or temperature. Such publications are not included.	Wildlife Plants and Soil Invertebrates
NO TOX DATA (No Tox Data)	Studies where toxicant used but no results reported that had a negative impact (plants and soil invertebrates).	Plants and Soil Invertebrates
NUTRIENT (Nutrient)	Nutrition studies reporting no concentration related negative impact.	Plants and Soil Invertebrates
NUTRIENT DEFICIENCY (Nut def)	Studies of the effects of nutrient deficiencies. Nutritional deficient diet is identified by the author. If reviewer is uncertain then the administrator should be consulted. Effects associated with added nutrients are coded.	Wildlife
NUTRITION (Nut)	Studies examining the best or minimum level of a chemical in the diet for improvement of health or maintenance of animals in captivity.	Wildlife
OTHER AMBIENT CONDITIONS (OAC)	Studies which examine other ambient conditions: pH, salinity, DO, UV, radiation, etc.	Wildlife Plants and Soil Invertebrates

Literature Rejection Categories		
Rejection Criteria	Description	Receptor
OIL (Oil)	Studies which examine the effects of oil and petroleum products.	Wildlife Plants and Soil Invertebrates
OM, pH (OM, pH)	Organic matter content of the test soil must be reported by the authors, but may be presented in one of the following ways; total organic carbon (TOC), particulate organic carbon (POC), organic carbon (OC), coarse particulate organic matter (CPOM), particulate organic matter (POM), ash free dry weight of soil, ash free dry mass of soil, percent organic matter, percent peat, loss on ignition (LOI), organic matter content (OMC). With the exception of studies on non-ionizing substances, the study must report the pH of the soil, and the soil pH should be within the range of \$4 and #8.5. Studies that do not report pH or report pH outside this range are rejected.	Plants and Soil Invertebrates
ORGANIC METAL (Org Met)	Studies which examine the effects of organic metals. This includes tetraethyl lead, triethyl lead, chromium picolinate, phenylarsonic acid, roxarsone, 3-nitro-4-phenylarsonic acid, zinc phosphide, monomethylarsonic acid (MMA), dimethylarsinic acid (DMA), trimethylarsine oxide (TMAO), or arsenobetaine (AsBe) and other organo metallic fungicides. Metal acetates and methionines are not rejected and are evaluated.	Wildlife
LEAD BEHAVIOR OR HIGH DOSE MODELS (Pb Behav)	There are a high number of studies in the literature that expose rats or mice to high concentrations of lead in drinking water (0.1, 1 to 2% solutions) and then observe behavior in offspring, and/or pathology changes in the brain of the exposed dam and/or the progeny. Only a representative subset of these studies were coded. Behavior studies examining complex behavior (learned tasks) were also not coded.	Wildlife
PHYSIOLOGY STUDIES (Phys)	Physiology studies where adverse effects are not associated with exposure to contaminants of concern.	Wildlife
PLANT (Plant)	Studies of terrestrial plants are excluded.	Wildlife
PRIMATE (Prim)	Primate studies are excluded.	Wildlife
PUBL AS (Publ as)	The author states that the information in this report has been published in another source. Data are recorded from only one source. The secondary citation is noted as Publ As.	Wildlife Plants and Soil Invertebrates
QSAR (QSAR)	Derivation of Quantitative Structure-Activity Relationships (QSAR) is a form of modeling. QSAR publications are rejected if raw toxicity data are not reported or if the toxicity data are published elsewhere as original data.	Wildlife Plants and Soil Invertebrates
REGULATIONS (Reg)	Regulations and related publications that are not a primary source of data.	Wildlife Plants and Soil Invertebrates
REVIEW (Rev)	Studies in which the data reported in the article are not primary data from research conducted by the author. The publication is a compilation of data published elsewhere. These publications are reviewed manually to identify other relevant literature.	Wildlife Plants and Soil Invertebrates

Literature Rejection Categories		
Rejection Criteria	Description	Receptor
SEDIMENT CONC (Sed)	Studies in which the only exposure concentration/dose reported is for the level of a toxicant in sediment.	Wildlife Plants and Soil Invertebrates
SCORE (Score)	Papers in which all studies had data evaluation scores at or lower than the acceptable cut-off (#10 of 18) for plants and soil invertebrates).	Plants and Soil Invertebrates
SEDIMENT CONC (Sed)	Studies in which the only exposure concentration/dose reported is for the level of a toxicant in sediment.	Wildlife Plants and Soil Invertebrates
SLUDGE	Studies on the effects of ingestion of soils amended with sewage sludge.	Wildlife Plants and Soil Invertebrates
SOIL CONC (Soil)	Studies in which the only exposure concentration/dose reported is for the level of a toxicant in soil.	Wildlife
SPECIES	Studies in which the species of concern was not a terrestrial invertebrate or plant or mammal or bird.	Plants and Soil Invertebrates Wildlife
STRESSOR (QAC)	Studies examining the interaction of a stressor (e.g., radiation, heat, etc.) and the contaminant, where the effect of the contaminant alone cannot be isolated.	Wildlife Plants and Soil Invertebrates
SURVEY (Surv)	Studies reporting the toxicity of a contaminant in the field over a period of time. Often neither a duration nor an exposure concentration is reported.	Wildlife Plants and Soil Invertebrates
REPTILE OR AMPHIBIAN (Herp)	Studies on reptiles and amphibians. These papers flagged for possible later review.	Wildlife Plants and Soil Invertebrates
UNRELATED (Unrel)	Studies that are unrelated to contaminant exposure and response and/or the receptor groups of interest.	Wildlife
WATER QUALITY STUDY (Wqual)	Studies of water quality.	Wildlife Plants and Soil Invertebrates
YEAST (Yeast)	Studies of yeast.	Wildlife Plants and Soil Invertebrates

This Page Intentionally Left Blank



Appendix 5-1

*Avian Toxicity Data Extracted and Reviewed for Wildlife Toxicity
Reference Value (TRV) - Cobalt*

March 2005

This page intentionally left blank

Appendix 5.1 Avian Toxicity Data Extracted and Reviewed for Wildlife Toxicity Reference Value (TRV)

Cobalt
Page 1 of 1

Ref		Exposure											Effects				Conversion to mg/kg bw/day			Result		Data Evaluation Score																
Result #	Ref #	Chemical Form	MW%	Common Name	Phase #	# of Conc/ Doses	Conc/ Doses	Conc/Dose Units	Method of Analyses	Route of Exposure	Exposure Duration	Duration Units	Age	Age Units	Lifestage	Sex	Effect Type	Effect Measure	Response Site	Study NOAEL	Study LOAEL	Body Weight Reported	Body Weight (kg)	Ingestion Rate Reported?	Ingestion Rate (kg or L/day)	NOAEL Dose (mg/kg/day)	LOAEL Dose (mg/kg/day)	Data Source	Dose Route	Test Concentrations	Chemical form	Dose Quantification	Endpoint	Dose Range	Statistical Power	Exposure Duration	Test Conditions	Total
Biochemical																																						
1	100	Cobalt chloride hexahydrate	24.90%	Chicken (<i>Gallus domesticus</i>)	1	4	0/10/100/500	mg/kg	U	FD	42	d	1	d	JV	B	CHM	RBCE	BL	100	500	N	1.6255	Y	0.038	0.920	4.59	10	10	5	10	6	1	8	10	10	4	74
2	6666	Cobalt	100%	Chicken (<i>Gallus domesticus</i>)	1	4	0/50/100/200	mg/kg	U	FD	3	w	1	d	JV	M	CHM	HMCT	BL	100	200	Y	0.2587	N	0.024	9.30	18.7	10	10	5	4	6	1	10	10	10	4	70
Behavior																																						
3	90	Cobalt chloride hexahydrate	100%	Chicken (<i>Gallus domesticus</i>)	1	4	0/116/251/472	mg/kg	M	FD	14	d	1	d	JV	M	FDB	FCNS	WO	116	251	Y	0.1238	Y	0.014	13.0	29.0	10	10	10	10	7	4	10	10	10	4	85
4	100	Cobalt chloride hexahydrate	24.9%	Chicken (<i>Gallus domesticus</i>)	2	2	0/500	mg/kg	U	FD	42	d	1	d	JV	B	FDB	FCNS	WO		500	Y	1.6255	Y	0.038		4.58	10	10	5	10	7	4	4	10	10	4	74
Pathology																																						
5	90	Cobalt chloride hexahydrate	100%	Chicken (<i>Gallus domesticus</i>)	1	4	0/116/251/472	mg/kg	M	FD	14	d	1	d	JV	M	HIS	GLSN	WO	116	251	Y	0.1238	Y	0.014	13.0	29.0	10	10	10	10	7	4	10	10	10	4	85
6	100	Cobalt chloride hexahydrate	24.90%	Chicken (<i>Gallus domesticus</i>)	2	2	0/500	mg/kg	U	FD	42	d	1	d	JV	B	ORW	ORWT	HE		500	Y	1.6255	Y	0.038		4.59	10	10	5	10	7	4	4	10	10	4	74
7	80	Cobalt chloride hexahydrate	100%	Duck (<i>Anas sp.</i>)	1	3	0/200	mg/kg	U	FD	15	d	1	d	JV	M	HIS	GLSN	MB		200	N	0.46	N	0.035		15.3	10	10	5	10	5	4	4	10	10	4	72
Growth																																						
8	397	Cobalt chloride	45.39%	Chicken (<i>Gallus domesticus</i>)	3	4	0/100/200/300	mg/kg	U	FD	5	w	1	d	JV	F	GRO	BDWT	WO	100	200	N	0.328	N	0.028	3.89	7.80	10	10	5	10	5	8	10	10	10	4	82
9	6666	Cobalt	100%	Chicken (<i>Gallus domesticus</i>)	1	4	0/50/100/200	mg/kg	U	FD	3	w	1	d	JV	M	GRO	BDWT	WO	50	100	Y	0.3738	N	0.030	4.10	8.20	10	10	5	4	6	8	10	10	10	4	77
10	92	Cobalt chloride hexahydrate	100%	Chicken (<i>Gallus domesticus</i>)	1	6	0/50/100/200/300/400	mg/kg	U	FD	2	w	1	d	JV	B	GRO	BDWT	WO	50	100	Y	0.328	N	0.00031	4.29	8.59	10	10	5	10	6	8	10	10	10	4	82
11	91	Cobalt chloride hexahydrate	100%	Duck (<i>Anas sp.</i>)	1	3	0/0.02/0.2	% in diet	U	FD	8	d	2	d	JV	NR	GRO	BDWT	WO	0.02	0.2	Y	0.5	Y	0.037	14.8	148	10	10	5	10	7	8	6	10	10	4	80
12	93	Cobalt carbonate	100%	Chicken (<i>Gallus domesticus</i>)	1	3	0/100/200	mg/kg	U	FD	2	w	1	d	JV	B	GRO	BDWT	WO	200		Y	0.109	N	0.014	25.2		10	10	5	10	6	8	4	1	10	4	68
13	1370	Cobalt chloride	100%	Chicken (<i>Gallus domesticus</i>)	1	2	0/200	mg/kg	U	FD	2	w	1	d	JV	B	GRO	BDWT	WO		200	N	0.328	N	0.028		17.0	10	10	5	10	5	8	4	10	10	4	76
14	90	Cobalt chloride hexahydrate	100%	Chicken (<i>Gallus domesticus</i>)	1	4	0/116/251/472	mg/kg	M	FD	14	d	1	d	JV	M	GRO	BDWT	WO		116	Y	0.2532	Y	0.027		12.0	10	10	10	10	7	8	4	10	10	4	83
15	6215	Cobalt chloride hexahydrate	100%	Chicken (<i>Gallus domesticus</i>)	1	2	0/250	mg/kg	U	FD	14	d	0	d	IM	M	GRO	BDWT	WO		250	N	0.328	N	0.028		21.5	10	10	5	10	5	8	4	10	10	4	76
16	81	Cobalt chloride heptahydrate	100%	Chicken (<i>Gallus domesticus</i>)	1	3	0/250/500	ug/g	U	FD	15	d	8	d	JV	M	GRO	BDWT	WO		250	Y	0.296	N	0.026		22.3	10	10	5	10	6	8	4	10	10	4	77
17	100	Cobalt chloride hexahydrate	24.9%	Chicken (<i>Gallus domesticus</i>)	2	2	0/500	mg/kg	U	FD	14	d	1	d	JV	B	GRO	BDWT	WO		500	Y	0.2532	Y	0.038		29.5	10	10	5	10	7	8	4	10	10	4	78
Survival																																						
18	100	Cobalt chloride hexahydrate	24.9%	Chicken (<i>Gallus domesticus</i>)	2	2	0/500	mg/kg	U	FD	42	d	1	d	JV	B	MOR	MORT	WO	500		Y	1.6255	Y	0.059	4.59		10	10	5	10	7	9	4	10	10	4	79
19	92	Cobalt chloride hexahydrate	100%	Chicken (<i>Gallus domesticus</i>)	1	6	0/50/100/200/300/400	mg/kg	U	FD	5	w	1	d	JV	B	MOR	MORT	WO	100	200	N	1.042	N	0.060	5.74	11.5	10	10	5	10	5	9	10	10	10	4	83
20	90	Cobalt chloride hexahydrate	100%	Chicken (<i>Gallus domesticus</i>)	1	4	0/116/251/472	mg/kg	M	FD	14	d	1	d	JV	M	MOR	MORT	WO	116	251	Y	0.2532	Y	0.027	12.3	26.7	10	10	10	10	7	9	10	10	10	4	90
21	1370	Cobalt chloride	100%	Chicken (<i>Gallus domesticus</i>)	1	2	0/200	mg/kg	U	FD	2	w	1	d	JV	B	MOR	MORT	WO	200		N	0.328	N	0.028	17.0		10	10	5	10	5	9	4	10	10	4	77
22	80	Cobalt chloride hexahydrate	100%	Duck (<i>Anas sp.</i>)	1	3	0/200	mg/kg	U	FD	15	d	1	d	JV	M	MOR	MORT	WO	200		N	0.46	N	0.035	15.0		10	10	5	10	5	9	4	10	10	4	77
23	6666	Cobalt	100%	Chicken (<i>Gallus domesticus</i>)	1	4	0/50/100/200	mg/kg	U	FD	3	w	1	d	JV	M	MOR	SURV	WO	200		Y	0.1662	N	0.018	22.0		10	10	5	4	6	9	4	10	10	4	72
24	80	Cobalt chloride hexahydrate	100%	Duck (<i>Anas sp.</i>)	2	2	0/200	mg/kg	U	FD	28	d	1	d	JV	M	MOR	MORT	WO		500	N	0.46	N	0.035		38.0	10	10	5	10	5	9	4	10	10	4	77

The abbreviations and definitions used in coding data are provided in Attachment 4-3 of the Eco-SSL Guidance (U.S.EPA, 2003).



Appendix 6-1

*Mammalian Toxicity Data Extracted and Reviewed for Wildlife
Toxicity Reference Value (TRV) - Cobalt*

March 2005

This page intentionally left blank

Appendix 6-1 Mammalian Toxicity Data Extracted and Reviewed for Wildlife Toxicity Reference Value (TRV)

Cobalt

1 of 1

Result #	Ref #	Chemical Form	MW%	Test Organism	Exposure										Effects					Conversion to mg/kg bw/day Dose				Result		Data Evaluation Score													
					Phase #	# of Conc/ Doses	Conc or Doses	Conc or Dose Units	Method of Analyses	Route of Exposure	Exposure Duration	Duration Units	Age	Age Units	Lifestage	Sex	Effect Type	Effect Measure	Response Site	Study NOAEL	Study LOAEL	Body Weight Reported?	Body Weight (kg)	Ingestion Rate Reported?	Ingestion Rate (kg or L/day)	NOAEL (mg/kg/day)	LOAEL (mg/kg/day)	Data Source	Dose Route	Test Substrate	Chemical form	Dose Quantification	Endpoint	Dose Range	Statistical Power	Exposure Duration	Test Conditions	Total Score	
Biochemical																																							
1	171	Cobalt nitrate	100	Cow (<i>Bos taurus</i>)	1	2	0/0.3	mg/kg bw/d	M	FD	45	d	7	mo	JV	F	CHM	HMGL	BL	0.3		Y	99	N	3.00	0.300		10	10	10	10	10	10	8	4	1	10	4	70
2	116	Cobaltous chloride	100	Rat (<i>Rattus norvegicus</i>)	1	6	0/10/50/100/200/300	ppm in mg/kg	U	FD	4	w	NR	NR	NR	B	CHM	HMGL	BL	200	300	Y	0.15	N	0.014	19.3	28.9	10	10	5	10	5	1	10	10	10	4	75	
3	19290	Cobalt nitrate	100	Rat (<i>R. norvegicus</i>)	1	2	0/20	mg/kg bw/d	U	DR	30	d	NR	NR	JV	M	ENZ	P450	LI		20	Y	0.175	N	0.020		20.0	10	5	5	10	10	1	4	10	10	4	69	
4	129	Cobalt chloride	100	Rat (<i>R. norvegicus</i>)	1	2	1	mg/ml	U	DR	35	d	NR	NR	JV	M	CHM	HMCT	BL		1	Y	0.1697	N	0.020		118	10	5	5	10	6	1	4	10	10	4	65	
Behavior																																							
5	136	Cobalt chloride hexahydrate	24.9	Rat (<i>R. norvegicus</i>)	1	2	0/75	ppm in mg/kg	U	FD	80	d	44	d	JV	M	BEH	NMVM	WO	75		Y	0.47	N	0.037	1.47		10	10	5	10	6	4	4	3	10	4	66	
6	86	Cobalt chloride hexahydrate	100	Pig (<i>Sus scrofa</i>)	2	4	0/200/400/600	mg/kg	U	FD	28	d	NR	NR	NR	NR	FDB	FCNS	WO		200	Y	41.58	N	1.47		7.08	10	10	5	10	6	4	4	10	6	4	69	
7	111	Cobalt chloride	100	Rat (<i>R. norvegicus</i>)	1	2	0/20	mg/kg bw/d	M	DR	57	d	80	d	JV	M	BEH	ACTP	WO		20	Y	0.347	Y	0.035		20.0	10	5	10	10	10	4	4	10	10	4	77	
Physiology																																							
8	105	Cobalt sulfate heptahydrate	21.91	Rat (<i>R. norvegicus</i>)	1	2	0/40	mg/kg bw/d	U	FD	16	w	NR	NR	NR	M	PHY	Other	HE		40	Y	0.387	N	0.031		8.76	10	10	5	10	10	4	4	10	10	4	77	
Pathology																																							
9	136	Cobalt chloride hexahydrate	24.9	Rat (<i>R. norvegicus</i>)	1	2	0/75	ppm in mg/kg	U	FD	80	d	44	d	JV	M	HIS	GHIS	NR	75		Y	0.47	N	0.037	1.47		10	10	5	10	6	4	4	10	10	4	73	
10	116	Cobaltous chloride	100	Rat (<i>R. norvegicus</i>)	1	6	0/10/50/100/200/300	ppm in mg/kg	U	FD	4	w	NR	NR	NR	B	ORW	SMIX	TS	50	100	Y	0.15	N	0.014	4.81	9.63	10	10	5	10	5	4	10	10	10	4	78	
11	105	Cobalt sulfate heptahydrate	21.91	Rat (<i>R. norvegicus</i>)	1	2	0/40	mg/kg bw/d	U	FD	16	w	NR	NR	NR	M	GRS	BDWT	WO		40	Y	0.387	N	0.031		8.76	10	10	5	10	10	4	4	10	10	4	77	
12	149	Cobalt chloride	100	Pig (<i>S. scrofa</i>)	1	2	0/500	ppm in mg/kg	U	FD	10	w	NR	NR	JV	M	HIS	GLSN	HE		500	Y	25.8	N	0.99		19.3	10	10	5	10	6	4	4	10	10	4	73	
13	113	Cobalt chloride	45.39	Mouse (<i>Mus musculus</i>)	1	2	0/180	mg/kg bw/d	U	GV	5	d	NR	NR	GE	F	GRS	BDWT	WO		180	N	0.036	N	0.0045		81.7	10	8	5	10	10	4	4	10	10	4	75	
14	129	Cobalt chloride	100	Rat (<i>R. norvegicus</i>)	1	2	1	mg/ml	U	DR	35	d	NR	NR	JV	M	ORW	SMIX	HE		1	N	0.1697	N	0.020		118	10	5	5	10	5	4	4	10	10	4	67	
Reproduction																																							
15	126	Cobalt chloride	100	Rat (<i>R. norvegicus</i>)	1	3	0/5/20	mg/kg bw/d	U	FD	69	d	80	d	MA	M	REP	TEWT	TE	5	20	N	0.00021	N	0.000065	5.00	20.0	10	10	5	10	10	10	8	10	6	4	83	
16	124	Cobalt chloride	45.39	Rat (<i>R. norvegicus</i>)	1	4	0/12/24/48	mg/kg bw/d	U	GV	28	d	NR	NR	MA	F	REP	PRWT	WO	12	24	Y	0.3	N	0.026	5.45	10.9	10	8	5	10	10	10	10	10	10	4	87	
17	109	Cobalt chloride hexahydrate	24.9	Rat (<i>R. norvegicus</i>)	1	4	0/25/50/100	mg/kg bw/d	U	GV	9	d	NR	NR	GE	F	REP	PRWT	WO	100		Y	0.28	N	0.024	24.9		10	8	5	10	10	10	4	10	10	4	81	
18	113	Cobalt chloride	45.39	Mouse (<i>M. musculus</i>)	1	2	0/180	mg/kg bw/d	U	GV	5	d	NR	NR	GE	F	REP	PROG	WO	180		Y	0.036	N	0.0045	81.7		10	8	5	10	10	10	4	1	10	4	72	
19	121	Cobalt chloride hexahydrate	45.39	Mouse (<i>M. musculus</i>)	1	4	0/23/42/72	mg/kg bw/d	U	DR	13	w	12	w	SM	M	REP	RSUC	WO		23	Y	0.0375	N	0.0052		10.0	10	5	5	10	10	10	4	10	10	4	78	
20	120	Cobalt chloride hexahydrate	24.9	Mouse (<i>M. musculus</i>)	1	2	0/400	mg/l	U	DR	9	w	12	w	MA	M	REP	TEWT	TE		400	N	0.037	N	0.0051		13.7	10	5	5	10	5	10	4	10	10	4	73	
21	123	Cobalt chloride hexahydrate	100	Rat (<i>R. norvegicus</i>)	1	2	0/20	mg/kg bw/d	U	FD	70	d	100	d	SM	M	REP	TEDG	TE		20	N	0.523	N	0.040		20.0	10	10	5	10	10	4	4	10	10	4	77	
22	119	Cobalt	100	Rat (<i>R. norvegicus</i>)	1	2	0/265	ppm in mg/kg	U	FD	98	d	100	d	MA	M	REP	TEWT	TE		265	Y	0.2	N	0.018		24.2	10	10	5	4	6	10	4	10	10	4	73	
23	139	Cobalt chloride hexahydrate	100	Mouse (<i>M. musculus</i>)	1	2	0/43.4	mg/kg bw/d	U	DR	13	w	12	w	MA	M	REP	TEWT	TE		43.4	Y	0.045	N	0.0061		43.4	10	5	5	10	10	10	4	10	10	4	78	
24	187	Cobalt chloride hexahydrate	100	Mouse (<i>M. musculus</i>)	1	2	0/400	mg/l	U	DR	10	w	8 to 10	w	JV	M	REP	PRFM	WO		400	N	0.0316	N	0.0044		55.9	10	5	5	10	5	10	4	10	10	4	73	
Growth																																							
25	171	Cobalt nitrate	100	Cow (<i>Bos taurus</i>)	1	2	0/0.3	mg/kg bw/d	M	FD	45	d	7	mo	JV	F	GRO	BDWT	WO	0.3		Y	99	N	3.00	0.300		10	10	10	10	10	8	4	1	10	4	77	
26	136	Cobalt chloride hexahydrate	24.9	Rat (<i>R. norvegicus</i>)	1	2	0/75	ppm in mg/kg	U	FD	80	d	44	d	JV	M	GRO	BDWT	WO	75		Y	0.47	N	0.037	1.47		10	10	5	10	6	8	4	1	10	4	68	
27	86	Cobalt chloride hexahydrate	100	Pig (<i>S. scrofa</i>)	1	4	0/25/50/100	mg/kg	U	FD	16	w	NR	NR	NR	NR	GRO	BDWT	WO	100		Y	97.5	Y	2.35	2.41		10	10	5	10	7	8	4	10	6	4	74	
28	121	Cobalt chloride hexahydrate	45.39	Mouse (<i>M. musculus</i>)	1	4	0/23/42/72	mg/kg bw/d	U	DR	5	w	12	w	SM	M	GRO	BDWT	WO	42	72	Y	0.0375	Y	0.0078	19.0	33.0	10	5	5	10	10	8	10	10	10	4	82	
29	132	Cobalt sulfate	100	Guinea pig (<i>Cavia porcellus</i>)	1	2	0/20	mg/kg bw/d	U	OR	5	w	NR	NR	MA	M	GRO	BDWT	WO	20		Y	0.478	N	0.037	20.0		10	8	5	10	10	8	4	10	3	4	72	
30	111	Cobalt chloride	100	Rat (<i>R. norvegicus</i>)	1	2	0/20	mg/kg bw/d	M	DR	57	d	80	d	JV	M	GRO	BDWT	WO	20		Y	0.347	Y	0.035	20.0		10	5	10	10	10	8	4	1	10	4	72	
31	116	Cobaltous chloride	100	Rat (<i>R. norvegicus</i>)	1	6	0/10/50/100/200/300	ppm in mg/kg	U	FD	4	w	NR	NR	NR	B	GRO	BDWT	WO		10	Y	0.15	N	0.014		0.963	10	10	5	10	6	8	4	10	10	4	77	
32	109	Cobalt chloride hexahydrate	24.9	Rat (<i>R. norvegicus</i>)	1	4	0/25/50/100	mg/kg bw/d	U	GV	9	d	NR	NR	GE	F	GRO	BDWT	WO		25	Y	0.28	N	0.024		6.23	10	8	5	10	10	8	4	10	10	4	79	
33	149	Cobalt chloride	100	Pig (<i>Sus scrofa</i>)	1	2	0/500	ppm in mg/kg	U	FD	5	w	NR	NR	JV	M	GRO	BDWT	WO		500	Y	19.8	N	0.80		20.2	10	10	5	10	6	8	4	10	10	4	77	
34	139	Cobaltous chloride hexahydrate	100	Mouse (<i>M. musculus</i>)	1	2	0/43.4	mg/kg bw/d	U	DR	13	w	12	w	MA	M	GRO	BDWT	WO		43.4	Y	0.045	N	0.0061		43.4	10	5	5	10	10	8	4	10	10	4	76	
35	129	Cobalt chloride	100	Rat (<i>R. norvegicus</i>)	1	2	1	mg/ml	U	DR	24	d	NR	NR	JV	M	GRO	BDWT	WO		1	Y	0.1262	N	0.015		122	10	5	5	10	6	8	4	10	10	4	72	
Survival																																							
36	149	Cobalt chloride	100	Pig (<i>S. scrofa</i>)	1	2	0/500	ppm in mg/kg	U	FD	10	w	NR	NR	JV	M	MOR	MORT	NR	500		Y	25.8	N	0.99	19.3		10	10	5	10	6	9						