

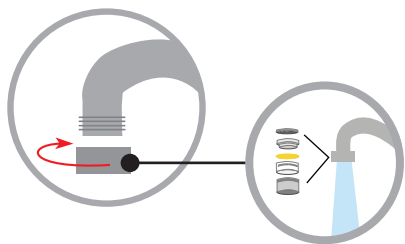
# Properly Used Filters Protect Flint Residents from Lead in Water

epa.gov/Flint

August 1, 2016

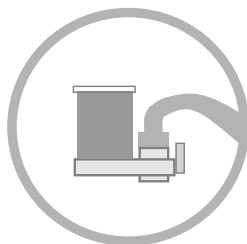
## Installing Your Filter & Replacement Cartridges

**STEP 1:**  
Remove  
aerator  
from faucet.

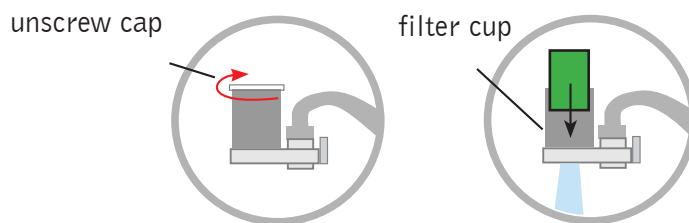


**STEP 2:**  
Determine if you need an adaptor.  
Some faucet mounted base units  
require an adaptor. See filter manual  
for more details.

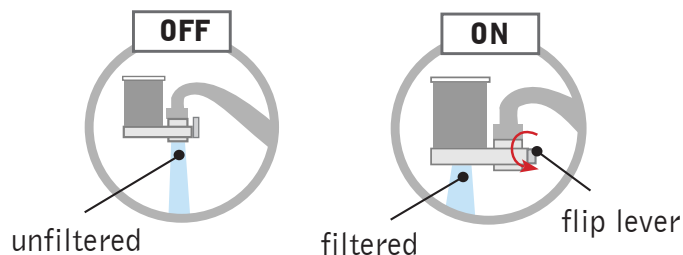
**STEP 3:**  
Attach the base system to the  
faucet. To attach, some units are  
twist-on and some  
are snap-on.



**STEP 4:**  
Insert filter cartridge (or replacement)  
into filter cup.



**STEP 5:**  
Run cold water through the filter for  
5 minutes to flush and activate the  
cartridge.



Look for the NSF/ANSI 53 Certification Mark to reduce lead.

The U.S. EPA does not endorse NSF International, its products, services, or any product or service that displays the NSF International mark. U.S. EPA does not certify the product. U.S. EPA is aware that the certification mark belongs to an independent organization that certifies these products, and that there are other third party testing services including UL and WQA.

Pick up filters: [flintcares.com/pods](http://flintcares.com/pods) or call: 211

## Using Filters

- ▶ **DO** check if it is NSF Certified to remove lead.
- ▶ **DO** run only **cold** water through the filter.
- ▶ **DO** drink & brush teeth with filtered water.
- ▶ **DO** check indicator often.

## Change replaceable cartridge when indicator\* turns red (●).

- green=cartridge working
- yellow=change cartridge soon
- red=change cartridge now

\* Indicators will vary. See your filter manual.

## Remember:

- ▶ **DON'T** cook with unfiltered water.
- ▶ **DON'T** run **hot** water through the filter.
- ▶ **Boiling Water DOES NOT Remove Lead**




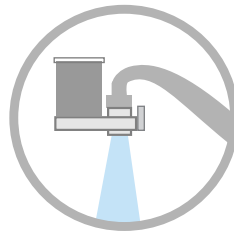
Pick up filters: [flintcares.com/pods](https://flintcares.com/pods)  
or call: 211

Read the report on filter effectiveness at  
<https://www.epa.gov/flint/filter-study>

## What else should I do?

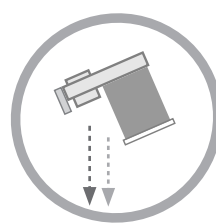
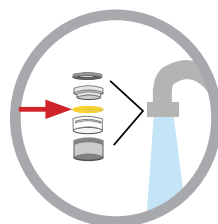
### Every morning

Run unfiltered cold water for at least 5 minutes to flush the pipes.



### Every week

Clean the aerators in all faucets and clean the screens in your water filters.



remove filter unit, turn up-side-down and gently tap out any debris after use