



FY 2018
EPA Budget in Brief



United States Environmental Protection Agency
www.epa.gov

United States Environmental Protection Agency
Office of the Chief Financial Officer (2710A)
Publication Number: EPA-I90-K-17-001
May 2017
www.epa.gov

Printed with vegetable-oil-based inks and is
100-percent postconsumer recycled material, chlorine-free-processed and recyclable.

Budget in Brief

Table of Contents

	PAGE
Overview	1
Summary Resource Charts	
EPA's FY 2018 Budget by Appropriation	7
EPA's Resource History	8
EPA's Resources by Major Category.....	9
Overviews	
Overview 1: Improving Air Quality	11
Overview 2: Ensuring Clean and Safe Water.....	15
Overview 3: Cleaning up Land.....	17
Overview 4: Ensuring the Safety of Chemicals.....	21
Overview 5: Enforcing Laws and Assuring Compliance	25
Appendices	
Program Projects by Program Area.....	31
EPA's Resources by Appropriation.....	41
Categorical Grants.....	43
Categorical Grants by NPM.....	45
Estimated SRF Obligations by State (FY 2016 – FY 2018)	49
Infrastructure/STAG Financing.	53
Trust Funds.....	57
Eliminated Programs... ..	61
Major Program Changes.....	67
List of Acronyms.....	71

The EPA's Mission

The mission of the Environmental Protection Agency (EPA) is to protect human health and the environment. In carrying out its mission, the EPA works to ensure that all Americans are protected from exposure to hazardous environmental risks where they live, learn, work, and enjoy their lives. The agency guides national efforts to reduce environmental risks, based upon on-going research and scientific analysis.

The agency's FY 2018 budget lays out a comprehensive back-to-basics and foundational strategy to maintain core environmental protection with respect to statutory and regulatory obligations. This budget provides the direction and resources to return the EPA to its core mission of protecting human health and the environment. This can be accomplished by engaging with state, local, and tribal partners to create and implement sensible regulations that also work to enhance economic growth.

The EPA works to ensure our future generations will inherit a better and healthier environment. Environmental stewardship while growing our economy is essential to the American way of life and key to economic success and competitiveness. Regulation and policy will incorporate robust input from the public through formal and informal mechanisms to seek full understanding of the impacts of proposed policy on public health, the environment, the economy, jobs, families, and our communities. We will build on progress to date by focusing on three core philosophies for carrying out the EPA's mission:

- **Rule of law:** Administering the laws enacted by Congress and issuing environmental rules tethered to those statutes, relying on agency expertise and experience to carry out congressional direction and to ensure that policies and rules reflect common sense and withstand legal scrutiny.
- **Cooperative federalism:** Recognizing the states and tribes, as applicable, as the primary implementers and enforcers of our environmental laws and programs, and partnering with them to engender trust and maximize environmental results to protect human health and environment.
- **Public participation:** Fulfilling obligations to conduct open and transparent rulemaking processes, engaging with and learning from the diverse views of the American public, and addressing stakeholder input on the impacts of rules on families, jobs, and communities.

The EPA is proud to be a good steward of taxpayer resources and to deliver environmental protection efficiently. To learn more about how the agency accomplishes its mission, including information on the organizational structure and regional offices, please visit:
<http://www.epa.gov/aboutepa/>.

FY 2018 Annual Performance Plan

The EPA's FY 2018 Annual Performance Plan and Budget of \$5.655 billion is \$2.6 billion below the FY 2017 Annualized Continuing Resolution funding level for the EPA. This resource level and the agency FTE level of 11,611 supports the agency's return to a focus on core statutory work and recognizes the appropriate federal role in environmental protection. The budget addresses our

highest environmental priorities and refocuses efforts toward streamlining and reducing burden. Responsibility for funding local environmental efforts and programs is returned to state and local entities, while federal funding supports priority national work. Funding is provided for infrastructure and includes accelerating the pace of work in clean water and drinking water infrastructure as well as at Brownfield and Superfund projects. Resources also are focused on efforts to improve and protect air quality and to ensure the safety of chemicals. In FY 2018, increased resources will support the agency's significant continuing and new responsibilities for ensuring that new and existing chemicals are evaluated in a timely manner for introduction in commerce and do not present unreasonable risks to human health or the environment. The agency will work across all of our programs to unite varied interests and stakeholders to focus attention and leverage federal, state, local, and non-governmental resources in a coordinated effort to address the nation's greatest environmental challenges.

Infrastructure

The infrastructure of the nation is not limited to roads and bridges. The infrastructure needs of our communities are broader and include making improvements to drinking water and waste water infrastructure as well as cleaning up contaminated land. Focused efforts in the Superfund and Brownfields programs can lead to tangible benefits for communities: a cleaner environment and the redevelopment of sites back to beneficial use and new economic development.

A priority for the agency is modernizing the outdated water infrastructure on which the American public depends. While most small systems consistently provide safe and reliable drinking water, many small systems face challenges with aging infrastructure, increasing costs and decreasing rates bases. Funding is provided for critical drinking and wastewater projects. These funding levels support the President's commitment to infrastructure repair and replacement and would allow states, municipalities, and private entities to finance high priority infrastructure investments. The FY 2018 budget includes \$2.3 billion for the State Revolving Funds and \$20 million for the Water Infrastructure Finance and Innovation Act (WIFIA) program. Under WIFIA, the EPA could potentially provide up to \$1 billion in credit assistance, which, when combined with other funding sources, would spur an estimated \$2 billion in total infrastructure investment.¹ This makes the WIFIA program credit assistance a powerful new tool to help address a variety of existing and new water infrastructure needs.

The cleanup and reuse of contaminated lands often can play a role in economically revitalizing a community. The EPA's cleanup programs, including Superfund and Brownfields, protect human health and the environment and also return sites to productive use, which is important to the economic well-being of communities. Working collaboratively with partners across the country, the EPA engages with communities in site cleanup decisions, fosters employment opportunities in communities during and after remedy construction, promotes the redevelopment of blighted areas, and protects human health and the environment. For example, Superfund properties are often reused as commercial facilities, retail centers, government offices, residential areas, industrial and manufacturing operations, and parks and recreational areas. The agency will look for program efficiencies to increase the pace of projects and reduce often heavy administrative costs. The EPA also invests in communities through Brownfields grants so communities can realize their own

¹This approximation is based on notional calculations. Subsidy cost is determined on a loan-by-loan basis.

visions for environmental health, economic growth, and job creation. As of April 2017, the Brownfield grants have led to over 67,000 acres of idle land made ready for productive use and over 124,300 jobs and \$23.6 billion leveraged.²

Improving Air Quality

In FY 2018, the EPA will perform activities in support of the National Ambient Air Quality Standards (NAAQS) and implementation of stationary source regulations, supporting state, local, and tribal air quality programs. The agency will continue its Clean Air Act mandated responsibilities to administer the NAAQS and will provide a variety of technical assistance, training, and information to support state clean air plans. The EPA will continue to prioritize CAA and court-ordered actions. A focus will be placed on states achieving attainment, looking for improved process for SIPS and implementation options. In addition, in FY 2018, the EPA will continue to conduct risk assessments, to determine whether the Maximum Achievable Control Technology (MACT) rules appropriately protect public health.

In FY 2018, the Federal Vehicle and Fuels Standards and Certification program will focus its efforts on certification decisions. The agency will perform its compliance oversight functions on priority matters, where there is evidence to suggest noncompliance, and conduct testing activities for pre-certification confirmatory testing for emissions and fuel economy for passenger cars.

The Greenhouse Gas Reporting Program requires mandatory greenhouse gas emissions reporting to inform the annual GHG inventory, a U.S. treaty obligation. The program will focus on implementing already-finalized regulatory revisions across multiple sectors to address stakeholder concerns associated with collection and potential release of data elements considered to be sensitive business information; aligning the database management systems with those regulatory revisions; and conducting a targeted Quality Assurance/Quality Control and verification process through a combination of electronic checks, staff reviews, and follow-up with facilities when necessary.

Air monitoring, which provides information to states used to develop clean air plans, for research, and for the public, will continue to be a focus of the Administration. In FY 2018, the EPA will provide grants to state, local, and tribal air pollution control agencies to manage and implement their air quality programs.

This budget supports implementation of the Energy Independence Executive Order which directs agencies responsible for regulating domestic energy production to identify, and propose measures to revise or rescind, regulatory barriers that impede progress towards energy independence.

Clean and Safe Water

The EPA will continue to partner with states, drinking water utilities, and other stakeholders to identify and address current and potential sources of drinking water contamination. These efforts are integral to the sustainable infrastructure efforts as source water protection can reduce the need

²The EPA's ACRES database (<https://cfext.epa.gov/acres/>)

for additional drinking water treatment and associated costs. As progress has been made, work remains for existing and emerging issues.

The EPA will continue to provide scientific water quality criteria information, review and approve state water quality standards, and review and approve state lists of impaired waters. In FY 2018, the agency will continue to work with states and other partners on Total Maximum Daily Loads (TMDLs) as required by the Clean Water Act, as well as on other waterbody restoration plans for listed impaired waterbodies. The EPA also will continue to implement and support core water quality programs that control point-source discharges through permitting and pre-treatment programs.

Ensuring the Safety of Chemicals

The EPA's toxics program will maintain its 'zero tolerance' goal for preventing the introduction of unsafe new chemicals into commerce. In FY 2018, \$65 million is requested for the TSCA Chemical Risk Review and Reduction Program to support the agency's significant continuing and new responsibilities for ensuring that chemicals in commerce do not present unreasonable risks to human health or the environment. New chemicals will be evaluated and decisions will be based on best available science and the weight of evidence. For chemicals in commerce, the EPA will maintain an ambitious schedule for initiating and completing chemical risk evaluations and, where risks are identified, for initiating and completing regulatory actions to address those risks. The EPA also will implement the new mandates related to determinations on claims for confidentiality for chemical identities.

In FY 2018, the agency will continue implementing TSCA activities not amended by the Frank R. Lautenberg Chemical Safety for the 21st Century Act. The agency also will provide firm and individual certifications for safe work practices for lead-based paint abatement and renovation and repair efforts, as well as provide for the operation and maintenance of the online Federal Lead-Based Paint program database (FLPP) that supports the processing of applications for training providers, firms and individuals.

Identifying, assessing, and reducing the risks presented by the pesticides on which our society and economy rely is integral to ensuring environmental and human safety. Chemical and biological pesticides help meet national and global demands for food. They provide effective pest control for homes, schools, gardens, highways, utility lines, hospitals, and drinking water treatment facilities, while also controlling vectors of disease. The program ensures that the pesticides available in the U.S. are safe when used as directed. In addition, the program is increasing the focus on pollinator health, working with other federal partners, states, and private stakeholder groups to stem pollinator declines and increase pollinator habitat.

In FY 2018, the EPA will invest resources to improve the compliance of pesticide registrations with the Endangered Species Act. A portion of the funding also will ensure that pesticides are correctly registered and applied in a manner that protects water quality.

Agency Strategic Plan and Performance Measures

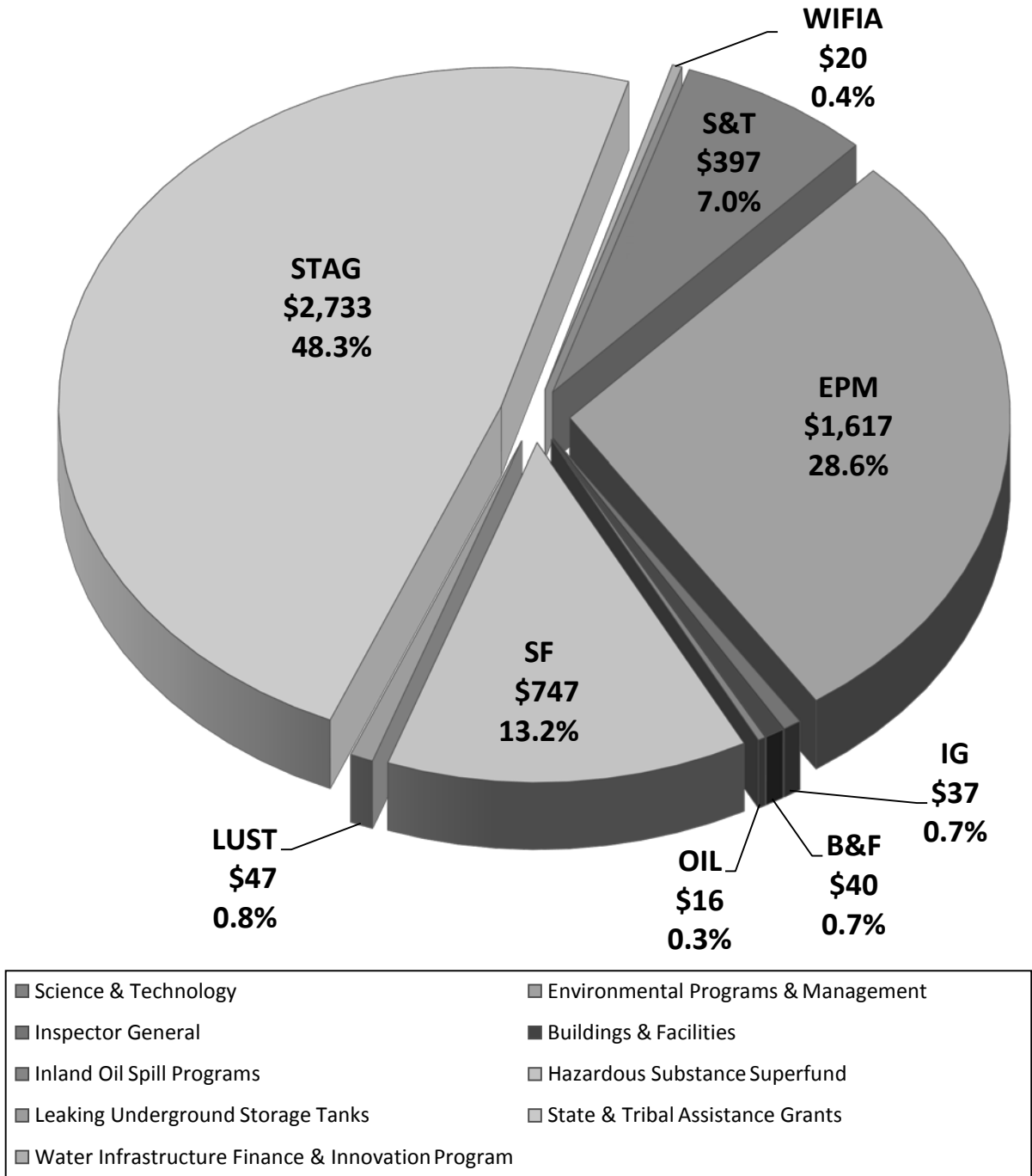
The FY 2018 annual performance measures and provisional targets and the FY 2016 EPA Annual Performance Report (APR), which includes performance measures and related information from FY 2011 to FY 2017, are included in the appendixes to the FY 2018 Annual Performance Plan and Budget [<https://www.epa.gov/planandbudget/fy2018>].

Eliminated Programs

Programs eliminated in the FY 2018 budget total \$983 million. Details are found in [<https://www.epa.gov/planandbudget/fy2018>]. The Administration is committed to creating a leaner, more accountable, less intrusive, and more effective Government. The FY 2018 budget eliminates programs that are duplicative or those that can be absorbed into other programs or are state and local responsibilities.

Environmental Protection Agency's FY 2018 Budget by Appropriation

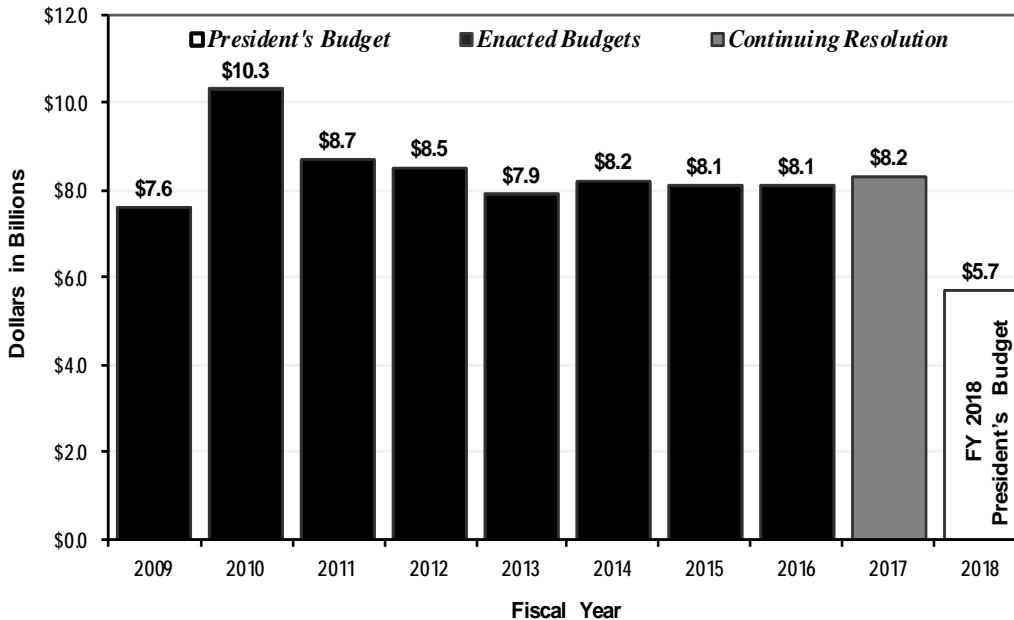
Total Agency: \$5,655 Million*
Dollars in Millions



Notes: Totals may not add due to rounding.

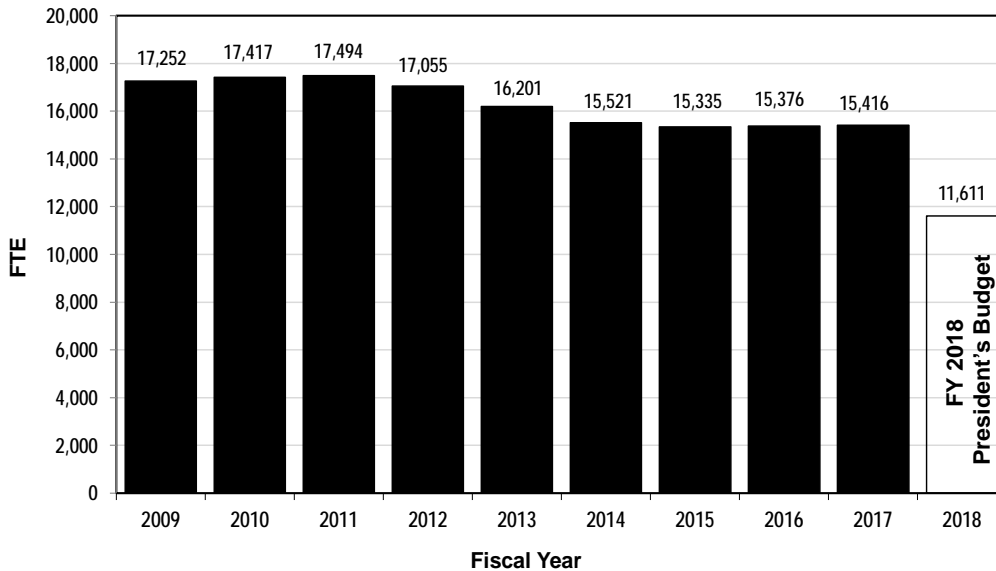
*Totals and percentages include a proposed \$369 million cancellation of funds

EPA's Enacted Budget FY 2009 to 2018



Notes:
 All agency totals include applicable rescissions.
 FY 2009 Enacted excludes ARRA funding.
 FY 2013 Enacted excludes Hurricane Sandy Relief supplemental funding.
 FY 2017 is reported at the Annualized Continuing Resolution funding level.
 FY 2018 President's Budget Request includes a proposed \$369 M cancellation of funds.

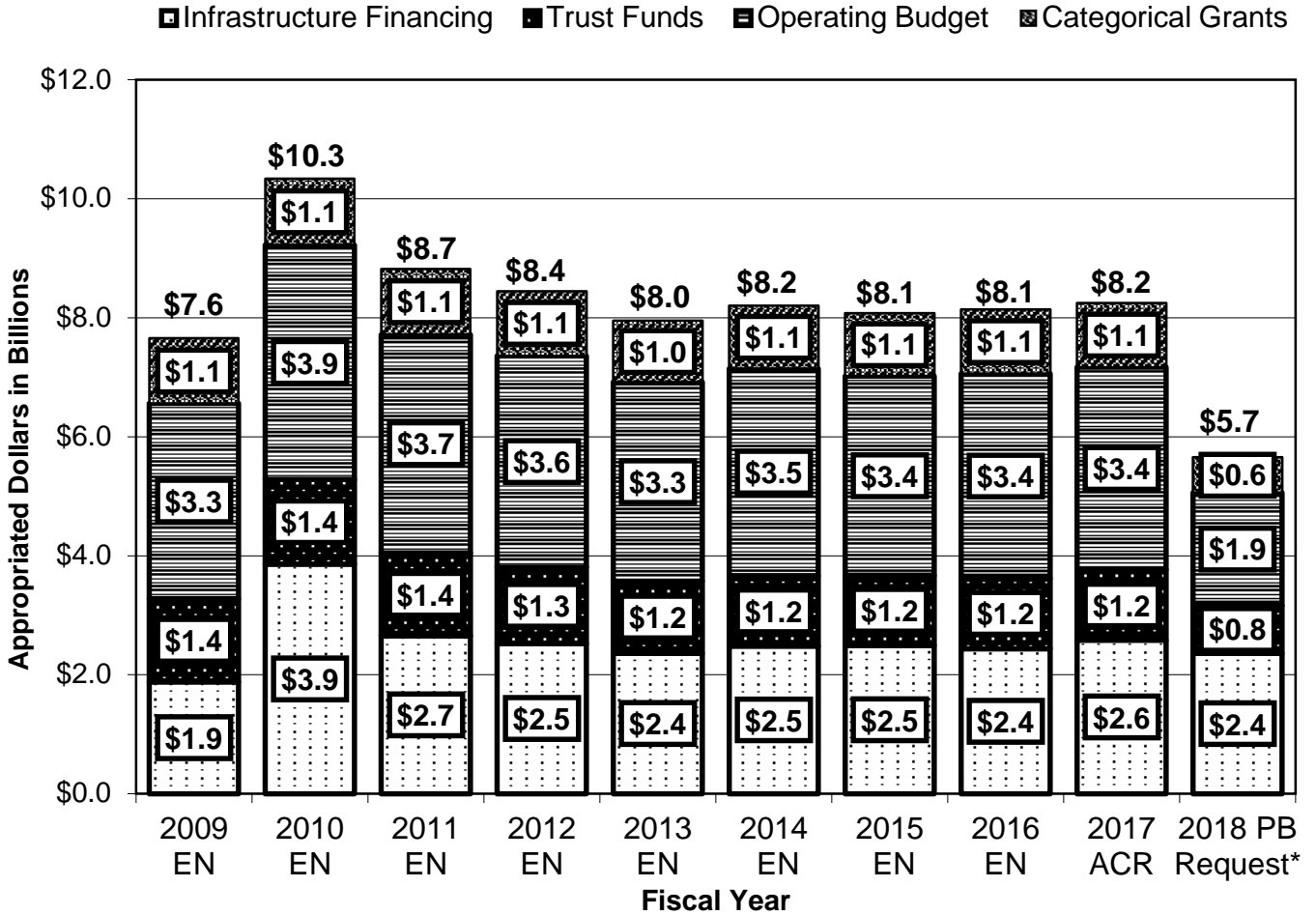
EPA's FTE* Ceiling History



* FTE (Full Time Equivalent) = one employee working full time for a full year (52 weeks X 40 hours = 2,080 hours), or the equivalent number of hours worked by several part-time or temporary employees.

Reimbursable FTE are included.

Environmental Protection Agency's Resources by Major Category (Dollars in Billions)



Notes:

Totals may not add due to rounding

FY 2009 Enacted reflects a \$10 M rescission to prior year funds

FY 2009 Enacted excludes ARRA funding

FY 2010 Enacted reflects a \$40 M rescission to prior year funds

FY 2011 Enacted reflects a 0.2% rescission and \$140 M rescission to prior year funds

FY 2012 Enacted reflects a 0.16% rescission and \$50 M rescission to prior year funds

FY 2013 Enacted reflects operating levels after sequestration, excludes Hurricane Sandy Relief supplemental appropriation of \$608 M and reflects a 0.2% rescission and \$50 M rescission to prior year funds

FY 2014 Enacted does not have a rescission

FY 2015 Enacted reflects a \$40 M rescission to prior year funds

FY 2016 Enacted reflects a \$40 M rescission to current year funds

*FY 2018 President's Budget Request includes a proposed \$369 M cancellation of funds

Improving Air Quality

Introduction

As part of its mission to protect human health and the environment, the EPA is dedicated to improving the quality of the nation's air. To address these concerns, the agency works in cooperation with states, tribes, and local governments to design and implement standards and programs, and to share information. This cooperative federalism underpins all aspects of the National Air Program. Strong cooperative partnerships are needed to make and sustain improvements in air quality in accordance with the Clean Air Act. The National Air program will focus on implementing core programs where a federal presence is required by statute. Regulation and policy will be based upon the clear direction given by Congress in the Clean Air Act, follow the rule of law, and incorporate robust input from the public. States and tribes intimately understand their air quality problems and are therefore best positioned to develop solutions.

From 1970 to 2015, aggregate national emissions of the six common air pollutants dropped an average of 70 percent while gross domestic product grew by over 246 percent. Despite this progress, in 2015, approximately 120 million people (about 40% of the U.S. population) lived in counties with air that did not meet EPA's regulations for at least one pollutant.

The EPA's criteria pollutant programs are critical to continued progress in reducing public health risks and improving the quality of the environment. However, listening to and working with states to set and implement standards is key. The criteria pollutant program first sets National Ambient Air Quality Standards (NAAQS) which are then implemented by the states who have primary responsibility under the CAA for developing clean air plans. The EPA provides a variety of technical assistance, training and information to support state clean air plans and air permits to assist states with achieving attainment with air quality standards.

The air toxics program develops and implements national emission standards for stationary and mobile sources and state/local air agency actions to address local air toxics problems in communities. The EPA reviews air toxics emissions standards, required every eight years under the Clean Air Act, to determine if additional emission control technologies exist and, if so, the EPA proposes more effective emission control technologies based on these reviews.

The EPA also implements the U.S. Greenhouse Gas Reporting Program, which requires mandatory greenhouse gas emissions reporting covering over 8,000 facilities from 41 large industrial source categories in the U.S. The data are shared with industry stakeholders, state and local governments, the research community, and the public to better understand emissions, inform opportunities, and communicate progress of actions. They also inform the annual GHG Inventory, a U.S. treaty obligation.

The EPA develops, implements, and ensures compliance with national emission standards to reduce mobile source related air pollution from light-duty cars and trucks, heavy-duty trucks and buses, nonroad engines and vehicles, and from their fuels. The program also evaluates new emission control technology and provides information to state, Tribal, and local air quality managers on a variety of transportation programs. On March 15, 2017 the EPA and Department of Transportation announced that the EPA intends to reconsider the Final Determination, issued on January 12, 2017, that recommended no change to the greenhouse gas standards for light duty vehicles for model years 2022- 2025. In order to provide the technical foundation for an agency decision, the program will undertake an assessment of factors such as technological feasibility, costs impacts, impacts on air quality and public health, and other relevant issues.

Overview: Improving Air Quality

The EPA must make any modifications to the existing rule through a notice-and-comment rulemaking, including the issuing of a Notice of Proposed Rulemaking and a Final Rulemaking.

The agency also measures and monitors ambient radiation and radioactive materials and assesses radioactive contamination in the environment. The agency supports federal radiological emergency response and recovery operations under the National Response Framework (NRF) and the National Oil and Hazardous Substances Pollution Contingency Plan (NCP).

Highlights of the FY 2018 President's Budget:

FY 2018 resources include \$447.7 million and 1,312.2 FTE to improve air quality. Highlights include the following.

National Ambient Air Quality Standards (NAAQS)

In FY 2018, the EPA will continue to perform key activities in support of the NAAQS and implementation of stationary source regulations, supporting state, local, and tribal air quality programs. The agency will continue its CAA-mandated responsibilities to administer the NAAQS by reviewing state plans and decisions consistent with statutory obligations, taking federal oversight actions such as approving State Implementation Plan / Tribal Implementation Plan (SIP/TIP) submittals, and by developing regulations and policies to ensure continued health and welfare protection during the transition between existing and new standards. The budget request includes \$100.4 million to provide federal support for state and local air quality management.

Air Toxics

The EPA will continue to prioritize CAA and court-ordered obligations. Section 112 of the CAA requires that the emissions control bases for all Maximum Achievable Control Technology (MACT) standards be reviewed and updated, as necessary, every eight years. In FY 2018, the EPA will continue to conduct risk assessments, to determine whether the MACT rules appropriately protect public health. The program will tier its work with an emphasis on meeting court ordered deadlines to align with priorities and capacity.

Federal Vehicle and Fuel Standards and Certification Program

In FY 2018, the budget includes \$76 million for the Federal Vehicle and Fuels Standards and Certification program, which will focus its efforts on certification decisions. The agency will continue to perform its compliance oversight functions on priority matters, where there is evidence to suggest noncompliance. The EPA will continue to conduct testing activities for pre-certification confirmatory testing for emissions and fuel economy for passenger cars. In FY 2018, the EPA anticipates reviewing and approving about 5,000 vehicle and engine emissions certification requests, including light-duty vehicles, heavy-duty diesel engines, nonroad engines, marine engines, locomotives, and others.

Greenhouse Gas Reporting Program

In FY 2018, the budget provides for \$8.5 million to continue to implement the Greenhouse Gas Reporting Program. The program focus will include:

- Implementing already-finalized regulatory revisions across multiple sectors to address stakeholder concerns associated with collection and potential release of data elements considered to be sensitive business information;
- Aligning the database management systems with those regulatory revisions; and

Overview: Improving Air Quality

- Conducting a targeted Quality Assurance/Quality Control and verification process through a combination of electronic checks, staff reviews, and follow-up with facilities when necessary.

Radiation

In FY 2018, the EPA's Radiological Emergency Response Team (RERT) will maintain essential readiness to support federal radiological emergency response and recovery operations under the National Response Framework (NRF) and National Oil and Hazardous Substances Pollution Contingency Plan (NCP). The EPA will design essential training and exercises to enhance the RERT's ability to fulfill the EPA's responsibilities and improve overall radiation response preparedness. The agency will continue to operate RadNet, the agency's fixed ambient environmental radiation monitoring network for the U.S.

Grants for State, Local and Tribal Air Quality Management

In FY 2018, the EPA will provide grants to state, local, and tribal air pollution control agencies to manage and implement their air quality programs. Air monitoring, which provides information to states used to develop clean air plans, for research, and for the public, will continue to be a focus of the Administration. The budget includes \$168.4 million in grants to states, localities and tribes to support air quality management work. Community scale air toxics monitoring will be funded by states and communities.

Research

The funding request of \$30.6 million for Air and Energy (A&E) research program will support five related topic areas that include research projects that support the EPA's mission to protect human health and the environment, fulfill the agency's legislative mandates, and advance cross-agency priorities. The A&E program will work to measure progress toward environmental health goals, and translate research results to inform communities and individuals about measures to reduce impacts of air pollution. In addition, research personnel will analyze existing research data and publish scientific journal articles to disseminate findings associated with these data. The A&E research program relies on successful partnerships with other EPA research programs, offices, academic and industry researchers, state, local and private sector organizations, as well as key federal agencies.

Ensuring Clean and Safe Water

Introduction

Protecting the nation's water from pollution and contaminants relies on cooperation between the EPA, states and tribes. This cooperative federalism guides and underpins all aspects of the National Water Program. Strong partnerships between states, tribes, and the EPA are needed to make and sustain improvements in water quality. States and tribes intimately understand their water quality problems and are therefore best positioned to develop localized solutions to protect their waters.

The National Water Program will focus on implementing core programs where a federal presence is required by the statute. The decisions and priorities of the National Water Program will be based upon the clear direction given by Congress in the Clean Water Act and the Safe Drinking Water Act. Following the rule of law, all regulation and policy will be based on what the law directs and incorporate robust input from the public. Input from the public will help make our water policy beneficial to both the environment and the economy.

While much progress in water quality has been made over the last two decades, challenges remain to protect America's waters, particularly as it relates to aging infrastructure. In FY 2018, the National Water Program will focus its resources on supporting the modernization of outdated water infrastructure; creating incentives for new water technologies and innovation; and funding the core requirements of the Clean Water Act and Safe Drinking Water Act while providing states and tribes with flexibility to best address their particular priorities.

Highlights of the FY 2018 President's Budget:

FY 2018 resources include \$2.873 billion and 1,778.8 FTE. Resources and FTE have been targeted to focus on core water programs authorized by statute. Funding for the categorical grants to states and tribes to support core water programs is \$250 million.

Water Infrastructure Investments

A top priority for the National Water Program is modernizing the outdated water infrastructure on which the American public depends. Robust funding is provided for critical drinking and wastewater infrastructure. These funding levels further the President's ongoing commitment to infrastructure repair and replacement and would allow states, municipalities, and private entities to continue to finance high priority infrastructure investments that protect human health and the environment. The FY 2018 budget includes \$2.3 billion for the State Revolving Funds and \$20 million for the Water Infrastructure Finance and Innovation Act (WIFIA) program. Under WIFIA, the EPA could potentially provide up to \$1 billion in credit assistance, which, when combined with other funding sources, would spur an estimated \$2 billion in total infrastructure investment.¹

Categorical Grants to States and Tribes

In addition to the State Revolving Funds described above, the FY 2018 budget provides funding for the following categorical grants that support state and tribal implementation of the Clean Water Act and the

¹ This approximation is based on notional calculations. Subsidy cost is determined on a loan-by-loan basis.

Overview: Ensuring Clean and Safe Water

Safe Drinking Water Act: Public Water System Supervision (PWSS), Pollution Control (Sec. 106), Underground Injection Control (UIC), and Wetlands Program Development Grants. The EPA will work with states and tribes to target the funds to core requirements while providing states and tribes with flexibility to best address their particular priorities.

Safe Drinking Water

The FY 2018 budget requests \$83.7 million for Drinking Water Programs, including science and technology programs. The EPA will continue work to revise the Lead and Copper Rule, providing certainty to states and Tribes, and to develop regulations to implement the Water Infrastructure Improvement for the Nation Act and the Reduction of Lead in Drinking Water Act. In addition, the EPA will continue work with states to develop the next generation management and reporting tool used by the majority of state drinking water programs. The new Safe Drinking Water Information System tool will provide the following benefits: improvements in program efficiency and data quality, greater public access to drinking water data, facilitation of electronic reporting, reductions in reporting burdens on laboratories and water utilities, reductions in data management burden for states, and ultimately reduction in public health risk.

Clean Water

The FY 2018 budget requests \$175 million for Surface Water Protection and \$18.1 for Wetlands. The FY 2018 budget supports the following core Surface Water Protection program components: water quality criteria, standards and technology; National Pollutant Discharge Elimination System (NPDES); water monitoring; Total Maximum Daily Loads (TMDLs); watershed management; water infrastructure and grants management; core wetlands programs and Clean Water Act Section 106 program management. In FY 2018, the EPA and the Army Corps of Engineers will work to implement the President's Executive Order directing the Administrator of the EPA and the Assistant Secretary of the Army for Civil Works to review the 2015 Clean Water Rule and publish for notice and comment a proposed rule rescinding or revising the rule, as appropriate and consistent with law.

Homeland Security

In FY 2018, the EPA will propose a targeted set of activities and outreach in its role as the sector specific agency for the water sector critical infrastructure. Outreach and technical assistance will be provided for the highest priority areas. Under Executive Order 13636: Improving Critical Infrastructure Cybersecurity, the EPA, in FY 2018, will continue to coordinate water sector specific cybersecurity risks with DHS.

Research

The EPA's Safe and Sustainable Water Resources (SSWR) research program is funded at \$68.5 million in the FY 2018 President Budget. The SSWR research program uses a systems approach to develop scientific and technological solutions for the protection of human health and watersheds. The research is conducted in partnership with other EPA programs, federal and state agencies, academia, non-governmental agencies, public and private stakeholders, and the scientific community. This approach maximizes efficiency, interdisciplinary insights and integration of results.

Cleaning up Land

Introduction

The EPA works to improve the health and livelihood of all Americans by cleaning up and restoring our land, preventing contamination, and responding to emergencies. Approximately 166 million people – roughly 53 percent of the U.S. population and 55 percent of children under the age of 5 – live within three miles of a Comprehensive Environmental Response, Compensation, and Liability Act (CERCLA or Superfund), Resource Conservation and Recovery Act (RCRA) Corrective Action, or a Brownfields site that received EPA funding¹. Collaborating with and effectively leveraging efforts of other federal agencies, industry, states, tribes, and local communities, the EPA uses its resources to enhance the livability and economic vitality of neighborhoods in and around hazardous waste sites.

The EPA partners with states, tribes and industry to prevent and reduce exposure to contaminants. Superfund and RCRA provide legal authority for the EPA's work to protect and restore the land. The agency and its partners use Superfund authority to clean up uncontrolled or abandoned hazardous waste sites, allowing land to be returned to productive use. Under RCRA, the EPA works in partnership with states and tribes to address risks associated with the generation, transportation, treatment, storage, or disposal of waste as well as works to clean up contamination at active sites.

The EPA works collaboratively with international, state, Tribal, and local governments to reach its goals and consider the effects of decisions on communities. The EPA will continue to work with communities to help them understand and address risks posed by intentional and accidental releases of hazardous substances into the environment and ensure that communities have an opportunity to participate in environmental decisions that affect them. The EPA's efforts are guided by scientific data, tools, and research that alert us to emerging issues and inform decisions on managing materials and addressing contaminated properties.

The EPA ensures federal environmental laws are implemented in Indian country. In situations in which tribes are not administering Tribal environmental programs, the EPA generally directly implements those programs to ensure protection of Tribal health and the environment. At this time, EPA directly implements the majority of federal environmental programs in Indian country. The EPA seeks to ensure that federal environment statutes are as effective inside Indian county as they are outside Indian country.

In FY 2018, the agency requests \$1 million and 5.0 FTE to focus on analyzing the economic and regulatory impacts on the largest manufacturing sectors of the U.S. economy, streamline permitting processes and provide technical assistance to communities. The EPA will build constructive relationships with the largest manufacturing sectors of our economy. The goals are to ensure that the agency understands the needs of our customers, the regulated community, and states; identifies collaborative and innovative solutions to overcome barriers that prevent job creation and economic growth; and provide for better-informed rulemaking, reduced burden, increased transparency about environmental performance, and develop efficient, effective, consensus-based solutions to environmental problems.

Highlights of the FY 2018 President's Budget:

The FY 2018 request is \$992.2 million and 2,255.1 FTE. The EPA will focus on implementing core programs where a federal presence is required by the statute. Decisions and priorities will be based upon

¹U.S. EPA, Office of Land and Emergency Management Estimate 2015. Data collected includes: (1) site information as of the end of FY13; and (2) census data from the 2007-2013 American Community Survey.

Overview: Cleaning up Land

the clear direction given by Congress. Following the rule of law, all regulation and policy will be based on what the law directs and incorporate robust input from the public. Input from the public will help make our policy beneficial to both the environment and the economy.

Restoring Contaminated Sites to Productive Use, Creating Jobs and New Economic Opportunities

The EPA's cleanup programs (i.e., Superfund Remedial, Superfund Federal Facilities, Superfund Emergency Response and Removal, RCRA Corrective Action, and Brownfields) work cooperatively with state, Tribal, and local partners to take proactive steps to facilitate the cleanup and revitalization of contaminated properties. Cleanup programs protect both human health and the environment and return sites to productive use, which is important to the economic well-being of communities.

In FY 2018, the EPA is looking to identify efficiencies and reduce administrative costs to accelerate the pace of cleanups. The agency will continue to help communities clean up and revitalize once productive properties by: removing contamination; enabling economic development; taking advantage of existing infrastructure; and maintaining, and improving quality of life. There are multiple benefits associated with cleaning up contaminated sites: reducing mortality and morbidity risk; preventing and reducing human exposure to contaminants; making land available for commercial, residential, industrial, or recreational reuse; and promoting community economic development.

Working collaboratively with partners across the country, the EPA engages with communities in site cleanup decisions, fosters employment opportunities in communities during and after remedy construction, promotes the redevelopment of blighted areas, and protects human health and the environment. Superfund properties are often reused as commercial facilities, retail centers, government offices, residential areas, industrial and manufacturing operations, and parks and recreational areas. The reuse often can play a role in economically revitalizing a community

EPA works in partnership with states, having authorized 44 states and one territory to directly implement the RCRA Corrective Action program². This program is responsible for overseeing and managing cleanups at active RCRA sites. States have been challenged in the cleanup program, and through worksharing, the agency serves as lead or support for a significant number of complex and challenging cleanups in both non-authorized and authorized states.

The UST program has achieved significant success in addressing releases since the beginning of the program and will continue to do so with a request of \$11.976 million. End of year FY 2016 data shows that, of the approximately 532,000 releases reported since the beginning of the UST program in 1988, more than 461,000 (or 86.7 percent) have been cleaned up. Approximately 71,000 releases remain that have not reached cleanup completion. The EPA is working with states to develop and implement specific strategies and activities applicable to their particular sites to reduce the UST releases remaining to be cleaned up.

By awarding Brownfields grants, the EPA is making investments in communities so that they can realize their own visions for environmental health, economic growth, and job creation. As of April 2017, the grants awarded by the program have led to over 67,000 acres of idle land made ready for productive use and over 124,300 jobs and \$23.6 billion leveraged.³

² State implementation of the CA Program is funded through the STAG (Program Project 11) and matching State contributions

³ The EPA's ACRES database.

Overview: Cleaning up Land

Chemical Facility Safety

In FY 2018, the EPA requests \$10 million for the State and Local Prevention and Preparedness program. States and communities often lack the capacity needed to prepare for and/or respond to these emergencies or to prevent them from happening, and the EPA fills valuable role in filling this gap.

The program establishes a structure composed of federal, state, local, and Tribal partners who work together with industry to protect emergency responders, local communities, and property from chemical risks through advanced technologies, community and facility engagement, and improved safety systems. In FY 2018 the program will inspect Risk Management Plan (RMP) facilities to ensure compliance with accident prevention and preparedness activities. There are approximately 12,500 chemical RMP facilities that are subject to inspections in the program. Of these, approximately 1,900 facilities have been designated as high-risk based upon their accident history, quantity of on-site dangerous chemicals stored, and proximity to large residential populations.⁴

Strategic Environmental Management

In FY 2018, the agency will focus on streamlining the permitting processes, which impact environmental protection and economic development in many sectors of the economy. This work will be done in conjunction with and in support of the Presidents' Memorandum Streamlining Permitting and Reducing Regulatory Burdens for Domestic Manufacturing.⁵ While the EPA's permits will continue to protect human health and the environment, the more efficiently the agency works with state partners and the regulated industry, the more quickly permits can be issued, fostering greater environmental protection and economic development.

RCRA Waste Management

The FY 2018 budget provides \$41.1 million to the RCRA Waste Management program. In FY 2018, RCRA permits for approximately 20,000 hazardous waste units (such as incinerators and landfills) at 6,600 treatment, storage, and disposal facilities will be issued, updated or maintained. The EPA will focus on PCB cleanups and providing work-sharing and leadership assistance to the states and territories authorized to implement the permitting program and directly implements the entire RCRA program in two states.

Hazardous Waste Electronic Manifest

On October 5, 2012, the Hazardous Waste Electronic Manifest Establishment Act was enacted, requiring the EPA to develop and maintain a hazardous waste electronic manifest system. The system will be designed to, among other functions, assemble and maintain the information contained in the estimated five million manifest forms accompanying hazardous waste shipments across the nation. When fully implemented, the electronic hazardous waste manifest (e-Manifest) program will reduce the reporting burden for industry by approximately \$75 million annually. In FY 2018, the system will go into service and will transition into a fee-funded program.

Oil Spill Prevention

The inland oil spills can threaten human health, cause severe environmental damage, and create financial loss to industry and the public. The Oil Spill program helps protect the American people by effectively

⁴ For additional information, refer to: <https://www.gpo.gov/fdsys/pkg/FR-2017-01-13/pdf/2016-31426.pdf>

⁵ For more information: <https://www.whitehouse.gov/the-press-office/2017/01/24/presidential-memorandum-streamlining-permitting-and-reducing-regulatory>

Overview: Cleaning up Land

preventing, preparing for, responding to, and monitoring inland oil spills. The EPA serves as the lead responder for cleanup of all inland zone spills, including transportation-related spills, and provides technical assistance and support to the U.S. Coast Guard for coastal and maritime oil spills. In FY 2018, the EPA requests a total of \$12.1 million for the Oil Spill Prevention, Preparedness and Response program.

Homeland Security

The EPA's Homeland Security work is an important component of the agency's prevention, protection, and response activities. The FY 2018 budget submission includes \$15 million to maintain agency capability to respond to incidents that may involve harmful chemical, biological, and radiological (CBR) substances. Resources also will allow the agency to develop and maintain expertise and operational readiness for all phases of consequential management following a CBR incident.

Environmental Protection in Indian Country

The EPA Indian Environmental General Assistance Program (GAP) provides financial assistance to tribes to assist with capacity building and the development of environmental protection programs in Indian country. In FY 2018, the EPA will continue to fund the GAP grants which will allow tribes to develop media-specific environmental programs and also will ensure adequate resources for grantees to successfully implement the EPA-Tribal Environmental Plans (ETEPs) that outline their environmental program priorities and goals at the local level. Tribal resources are essential to address long-standing challenges to recruit and retain qualified environmental professionals to remote Indian country locations and will assist tribes with the implementation of environmental regulatory programs.

The magnitude of Tribal environmental and human health challenges reinforces the importance of the EPA's commitment to maintaining strong environmental protections in Indian country and to working with other federal agencies to effectively leverage resources. The EPA, the Department of the Interior, the Department of Health and Human Services (Indian Health Service), the Department of Agriculture, and the Department of Housing and Urban Development have worked through several Memoranda of Understanding (MOUs) as partners to improve infrastructure on Tribal lands. The Infrastructure Task Force will build on prior partnership success, including improved access to funding and reduced administrative burden for Tribal communities, through the review and streamlining of agency policies, regulations, and directives, as well as improved coordination of technical assistance to water service providers and solid waste managers through regular coordination meetings and web-based tools.

Research

In FY 2018, the Sustainable and Healthy Communities (SHC) program is funded at \$60.7 million and will prioritize efforts to continue to support the EPA's program offices and state and Tribal partners in protecting and restoring land, and providing community decision makers with decision tools to support community health and well-being. In FY 2018, the EPA research personnel and associated support staff will analyze existing research data and publish scientific journal articles to disseminate findings associated with these data.

The SHC program also will continue to develop or revise protocols to test oil spill control agents or products for listing on the National Contingency Plan Product Schedule, including dispersants' performance and behavior in deep water and arctic conditions. Additional research outcomes include improved characterization and remediation methods for fuels released from leaking underground storage tanks.

Ensuring the Safety of Chemicals

Introduction

Chemicals are present in our everyday lives and products. They are used in the production of everything from our homes and cars to the cell phones we carry and the food we eat. Chemicals often may be released into the environment as a result of their manufacture, import, processing, use, and disposal.

The budget ensures the agency has the resources to address the safety of new chemicals and existing chemicals through the implementation of new Toxic Substances Control Act (TSCA).

Under authorization by TSCA, as amended, on June 22, 2016, by the Frank R. Lautenberg Chemical Safety for the 21st Century Act, the EPA is charged with the responsibility of assessing the safety of commercial and industrial chemicals and acting upon those chemicals if they pose significant risks to human health or the environment. The new law requires that an affirmative determination be made by the EPA on whether a new chemical substance will present, may present, or is not likely to present an unreasonable risk (or that available information is insufficient to enable any of these determinations to be made) before the chemical substance can proceed to the marketplace. The EPA also will maintain an ambitious schedule for initiating and completing in a timely manner risk evaluations of existing chemicals and, where risks are identified, for initiating and completing regulatory actions and increased communications with manufacturers to address risks. Work on the first 10 chemicals to be evaluated began in December 2016. By law, there must be 20 evaluations ongoing by the end of 2019. In addition, most claims of confidentiality for chemical identity must be reviewed in 90 days, as well as 25 percent of all other claims for confidentiality.

The EPA's pesticide licensing program evaluates new pesticides before they reach the market and ensure that pesticides already in commerce are safe when used in accordance with the label as directed by the Federal Insecticide, Fungicide, and Rodenticide Act (FIFRA), the Federal Food, Drug, and Cosmetic Act (FFDCA), and the Food Quality Protection Act (FQPA). The EPA will register pesticides in a manner that protects consumers, pesticide users, workers, children, and other populations who may be exposed to pesticides. The program also will continue the registration review process for older pesticides. For all pesticides in review, the EPA will evaluate potential impacts on the environment.

The EPA has a long history of collaboration to address a wide range of domestic and global environmental issues. The EPA envisions that environmental actions in cooperation with international partners can catalyze even greater progress toward protecting our domestic environment. The EPA's work with international organizations is essential to successfully addressing transboundary pollution adversely impacting the U.S., strengthening environmental protection abroad so that it is on par with practices in the United States, and supporting the foreign policy objectives outlined by the White House, the National Security Council, and the Department of State.

The EPA research programs of Chemical Safety for Sustainability (CSS), Human Health Risk Assessment (HHRA), and Homeland Security underpin the analysis of risks and potential health impacts across the broad spectrum of EPA programs and provide the scientific foundation for chemical safety. In FY 2018, the EPA will further strengthen its planning and delivery of science by continuing an integrated research approach that tackles problems systematically.

Highlights of the FY 2018 President's Budget:

In FY 2018, the agency expects to review over 1,000 new chemical submissions, take appropriate testing and risk management actions and make affirmative determinations in a timely manner and as close to the

Overview: Ensuring the Safety of Chemicals

90-day review as possible. The program also will evaluate the data submitted from Section 5 Consent Orders and address submitted Notices of Commencement (NOCs). In FY 2018, the EPA's toxics program will maintain its 'zero tolerance' goal for preventing the introduction of unsafe new chemicals into commerce.

Chemical Safety

In FY 2018, \$65 million is directed to the TSCA Chemical Risk Review and Reduction Program. This increase in funding will support the agency's significant continuing and new responsibilities for ensuring that chemicals in commerce do not present unreasonable risks to human health or the environment. As authorized by the amendments to TSCA, the agency expects to collect TSCA Service fees beginning in FY 2018 in support of certain responsibilities under the new law.

Review of new chemicals will be prioritized. Scheduling will reflect a need for the agency to eliminate the backlog of reviews in order to ensure chemicals go to market in a manner that better promotes economic development. Timely evaluation will be based on the intended use of chemicals.

For chemicals in commerce, the EPA will maintain an ambitious schedule for initiating and completing chemical risk evaluations and, where risks are identified, for initiating and completing regulatory actions to address those risks. In FY 2018, the agency will be working to advance the first 10 chemicals that will undergo risk evaluations through the draft, peer review/public comment and final stages. In FY 2018, the agency plans to commence the process for identifying an additional 10 chemicals for which risk evaluation will be initiated during 2018-2019, to have 20 risk evaluations underway by the end of 2019. The EPA may require testing on up to 12 chemicals in connection with the prioritization and risk evaluation processes, where such testing is needed. Under TSCA section 6(h), there is a new fast-track process to address certain PBT chemicals; the EPA has begun risk management actions to address five of these Persistent Bioaccumulative Toxic (PBTs) within the prescribed period mandated by the law. The agency expects to publish an Alternative Testing Methods Strategy by June 2018, two years after the date of enactment, as required by the new law. In FY 2018, the EPA will finalize the designation of chemical substances on the TSCA inventory as either "active" or "inactive" in U.S. commerce. And throughout the fiscal year, the EPA will implement the new mandate to make determinations on claims for confidentiality for chemical identities and 25 percent of all other claims for confidentiality.

The agency also will provide firm and individual certifications for safe work practices for lead-based paint abatement and renovation and repair efforts, as well as provide for the operation and maintenance of the online Federal Lead-Based Paint program database (FLPP) that supports the processing of applications for training providers, firms and individuals.

Identifying, assessing, and reducing the risks presented by the pesticides on which our society and economy rely is integral to ensuring environmental and human safety. Chemical and biological pesticides help meet national and global demands for food. They provide effective pest control for homes, schools, gardens, highways, utility lines, hospitals, and drinking water treatment facilities, while also controlling vectors of disease. The program ensures that the pesticides available in the U.S. are safe when used as directed. The agency's pesticide program is increasing its focus on pollinator health as well, working with other federal partners, states, and private stakeholder groups to stem pollinator declines and increase pollinator habitat. In addition, the program places priority on reduced risk pesticides that, once registered, will result in increased societal benefits.

In FY 2018, \$99.4 million in appropriated funding is provided to support the EPA's pesticide registration review and registration program. The EPA will invest resources to improve the compliance of pesticide registrations with the Endangered Species Act. A portion of the funding also will ensure that pesticides are

Overview: Ensuring the Safety of Chemicals

correctly registered and applied in a manner that protects water quality. The EPA will continue registration and reregistration requirements for antimicrobial pesticides. Together, these programs will minimize exposure to pesticides, maintain a safe and affordable food supply, address public health issues, and minimize property damage that can occur from insects, pests and microbes. The agency's worker protection, certification, and training programs will encourage safe application practices. The EPA also will continue to emphasize reducing exposures from pesticides used in and around homes, schools, and other public areas.

The EPA will continue to work to improve pollinator health by performing laboratory analyses of honeybees and related resources, such as hive structures. The EPA will continue to assess the effects of pesticides, including neonicotinoids, on bee and other pollinator health and take action as appropriate to protect pollinators, engage state and Tribal agencies in the development of pollinator protection plans, and expedite review of registration applications for new products targeting pests harmful to pollinators.

International Priorities

To achieve our domestic environmental and human health goals, international partnerships are essential, including those with the business community, entrepreneurs and other members of society. Pollution is often carried by wind and water across national boundaries, posing risks to human health and ecosystems many hundreds and thousands of miles away. In FY 2018, the EPA will continue to engage both bilaterally and through multilateral institutions to improve international cooperation to prevent and address the transboundary movement of pollution. In particular, the Office of International and Tribal Affairs (OITA) will continue technical and policy assistance for global and regional efforts to address international sources of harmful pollutants, such as mercury.

In FY 2018, the agency also will maintain a targeted set of efforts to reduce environmental threats to U.S. citizens. In particular, the EPA will continue technical and policy assistance for global and regional efforts to address international sources of harmful pollutants, such as mercury. Because 70% of the mercury deposited in the U.S. comes from global sources¹, both domestic efforts and international cooperation are important to address mercury pollution.

Research

The EPA research programs of Chemical Safety for Sustainability (CSS), Human Health Risk Assessment (HHRA), and Homeland Security underpin the analysis of risks and potential health impacts across the broad spectrum of EPA programs and provide the scientific foundation for chemical safety and pollution prevention. In FY 2018, the EPA will further strengthen its planning and delivery of science by continuing an integrated research approach that tackles problems systematically.

Research: Chemical Safety for Sustainability (CSS)

In FY 2018, EPA is requesting \$61.7 million for the CSS research program. These resources will: 1) incorporate advances in computational chemistry to allow use of information from chemical structures with known bioactivity to other structures with less data (i.e. read-across) in concert with growing international efforts; 2) use the high-throughput hazard and exposure information to begin to evaluate cumulative risk of chemical exposures; and 3) demonstrate how the ToxCast/Tox21 data can be used to develop high-throughput risk assessments, in particular for data-poor chemicals. The EPA also will utilize resources to research responsibilities under the Frank R. Lautenberg Chemical Safety for the 21st Century Act that support new assessment and chemical review capabilities, as directed by the law.

¹ <http://www.epa.gov/international/toxics/mercury/mnegotiations.html>; www.mercuryconvention.org;

Overview: Ensuring the Safety of Chemicals

FY 2018 presents an opportunity to further enhance and broaden the application of the CSS computational toxicology research to agency activities across diverse regulatory frameworks. New emerging applications can add significant efficiency and effectiveness to agency operations. The applications complement efforts of the agency's Chemical Safety and Pollution Prevention program to apply high throughput and other 21st Century exposure information to Toxic Substances Control Act (TSCA) chemical prioritization.

Additionally, the CSS program will continue to apply computational and knowledge-driven approaches to amplify the impact of its research on engineered nanomaterials and on evaluation of emerging safer chemical alternatives. Results of this research will provide guidelines for evaluating potential impacts of emerging materials from the molecular design phase throughout their lifecycle in their applications to goods and products in commerce. These research directions are in keeping with the environmental health and safety research needs identified by the National Nanotechnology Initiative. Through specific case studies, CSS will further evaluate the impact of nanomaterial exposures through ubiquitous use in consumer products and lifecycle impacts, including discharge to wastewater or impact to biosolids.

Finally, the CSS research program is the lead national research program for the agency's Children's Environmental Health (CEH) Roadmap. Transforming EPA's capacity for considering child-specific vulnerabilities requires that the program apply advanced systems science and integrate diverse emerging data and knowledge in exposure, toxicology, and epidemiology to improve understanding of the role of exposure to environmental factors during early life on health impacts that may occur at any point over the life course.

Research: Human Health Risk Assessment (HHRA)

In FY 2018, the agency's Human Health Risk Assessment Research Program will continue to develop assessments and scientific products that are used extensively by EPA programs and regional offices and the risk management community to estimate the potential risk to human health from exposure to environmental contaminants. These include:

- Integrated Risk Information System health hazard and dose-response assessments;
- Integrated Science Assessments of criteria air pollutants;
- Community risk science; and
- Advancing analyses and applications.

Research: Homeland Security Research Program (HSRP)

The Homeland Security Research Program (HSRP) will continue to enhance the nation's preparedness, response, and recovery capabilities for homeland security incidents and other hazards by providing stakeholders and partners with valuable detection and response analytics for incidents involving chemical, biological, or radiological agents. The program will continue to emphasize the research needed to support response and recovery from wide-area attacks involving radiological agents, nuclear agents, and biothreat agents such as anthrax.

In FY 2018, \$108.2 million is directed to the Chemical Safety and Sustainability, Human Health Risk Assessment, and Homeland Security Research programs.

Enforcing Laws and Assuring Compliance

Introduction

The EPA's enforcement program is focused on assuring compliance with our nation's environmental laws. Consistent regulatory enforcement also levels the playing field among regulated entities, ensuring that those that fail to comply with the law do not have an unfair advantage over their law-abiding competitors. The EPA works in partnership with state and Tribal agencies to achieve this objective and to ensure that our communities have clean air, water, and land. To improve compliance, the EPA works to provide accessible tools that help regulated entities, federal agencies, and the public understand these laws and find efficient, cost effective means for putting them into practice. The EPA's enforcement program prioritizes inspections and other monitoring and enforcement activities based on the degree of health and environmental risk. The program collaborates with the Department of Justice, states, local government agencies, and Tribal governments to ensure consistent and fair enforcement of all environmental laws and regulations.

Highlights of the FY 2018 President's Budget:

Compliance Monitoring

The Compliance Monitoring program provides the critical infrastructure to promote compliance with the nation's environmental laws and protect human health and the environment. Compliance monitoring is comprised of a variety of tools and activities that states and the EPA use to identify whether regulated entities are in compliance with applicable laws, regulations, and permit conditions. In addition, compliance monitoring activities such as inspections and investigations are conducted to determine whether conditions exist that may present imminent and substantial endangerment to human health and the environment.

In FY 2018, the EPA's compliance monitoring activities such as field inspections, data tools, and assistance will focus on those programs that are not delegated to states, while providing some targeted oversight and support to state, local, and Tribal programs. The agency will prioritize work with states to develop methods that successfully leverage advances in both monitoring and information technology.

In FY 2018, the EPA will continue to maintain ICIS access to the agency, states, and the public, and implement the NPDES Electronic Reporting Rule covering e-reporting rule permitting requirements for the EPA and states on an adjusted schedule. In FY 2018, the EPA will work with states to prioritize next steps for the development of electronic reporting tools that support states. The EPA's electronic reporting tools save the states a significant amount of resources in development and operations and maintenance costs. In FY 2018, the proposed budget for compliance monitoring is \$87.2 million.

Civil Enforcement

The Civil Enforcement program's overarching goal is to maximize compliance with the nation's environmental laws and regulations in order to protect human health and the environment. The program collaborates with the Department of Justice, states, local agencies, and Tribal governments to ensure consistent and fair enforcement of all environmental laws and regulations. The program seeks to strengthen environmental partnerships with co-implementers in the states, encourage regulated entities to rapidly correct their own violations, ensure that violators do not realize an economic benefit from noncompliance, and pursue enforcement to deter future violations.

Overview: Enforcing Laws and Assuring Compliance

In FY 2018, recognizing the role of states as primary implementers, the EPA will focus resources on direct implementation responsibilities and the most significant violations. Direct implementation responsibilities include programs that are not delegable or where a state has not sought or obtained the authority to implement a particular program. Examples include the Clean Air Act mobile source program, pesticide labeling and registration under FIFRA, enforcement on Tribal lands, and enforcement of non-delegated portions of various other laws, including RCRA, the Clean Water Act, and stratospheric ozone under the CAA, among others. The EPA also will continue to pursue enforcement actions at federal facilities where significant violations are discovered. The agency will refocus efforts from areas where significant progress has been made (and which no longer require as active an enforcement presence) toward areas that address the most substantial impacts to human health. In FY 2018, the proposed budget for civil enforcement is \$143.3 million.

Criminal Enforcement

The EPA's Criminal Enforcement program enforces the nation's environmental laws through targeted investigation of criminal conduct, committed by individual and corporate defendants, that threatens public health and the environment. In FY 2018, the Criminal Enforcement program will focus its resources on the most egregious cases (e.g., significant human health, environmental, and deterrent impacts), while balancing its overall case load across all environmental statutes. The EPA's Criminal Enforcement program plays a critical role across the country, since states have a very limited capacity to prosecute environmental crimes. The Criminal Enforcement program within our resource levels will continue to collaborate and coordinate with the Civil Enforcement program to ensure that the EPA's Enforcement program responds to violations as effectively as possible. In FY 2018, the proposed budget for Criminal Enforcement is \$44.5 million.

National Environmental Policy Act (NEPA)

In FY 2018, the EPA will work with OMB, CEQ, and other federal agencies to coordinate, streamline, and improve the NEPA process.¹ The EPA will work with agencies as they implement FAST-41, which sets out requirements to streamline infrastructure permitting project reviews.² The EPA also will work to implement the Executive Order: "Expediting Environmental Reviews and Approvals for High Priority Infrastructure Projects"³ The program expects to achieve some efficiencies by expediting environmental reviews and approvals for high priority infrastructure projects.

During FY 2018, the EPA will focus resources on the most significant proposals for major federal actions. As a component of this effort, the program will use and promote NEPAAssist, a geographic information system (GIS) tool developed to assist users (the EPA, other federal agencies, and the public) with environmental reviews. In FY 2018, the proposed budget for NEPA is \$13.5 million.

Forensics Support

The Forensics Support program provides specialized scientific and technical support for the nation's most complex civil and criminal enforcement cases, as well as technical expertise for agency compliance efforts. The work of the EPA's National Enforcement Investigations Center (NEIC) is critical to determining non-compliance and building viable enforcement cases. The NEIC maintains a sophisticated chemistry laboratory and a corps of highly trained inspectors and scientists with a wide range of environmental

¹ For additional information, refer to: <https://www.gpo.gov/fdsys/pkg/PLAW-114publ94/pdf/PLAW-114publ94.pdf>.

² For additional information, refer to: <https://www.gpo.gov/fdsys/pkg/PLAW-114publ94/pdf/PLAW-114publ94.pdf>.

³ For additional information, refer to: <https://www.whitehouse.gov/the-press-office/2017/01/24/executive-order-expediting-environmental-reviews-and-approvals-high>

Overview: Enforcing Laws and Assuring Compliance

scientific expertise. In FY 2018, NEIC will provide high-quality forensics work within our resource levels in support of the highest priority investigations. Initiatives to stay at the forefront of environmental enforcement in FY 2018 will include improvements in inspection methods used at regulated hazardous waste facilities and utilizing existing technologies, such as advanced remote sensing for on-site air and water sampling for toxic and non-conventional pollutants. In FY 2018, the proposed budget for Forensics Support is \$11.2 million.

Superfund Enforcement

The EPA's Superfund Enforcement program protects communities by ensuring that responsible parties conduct cleanups, preserving federal dollars for sites where there are no viable contributing parties. The EPA's Superfund Enforcement program ensures prompt site cleanup and reuse by maximizing the participation of liable and viable parties in performing and paying for cleanups. In both the Superfund Remedial and Superfund Emergency Response and Removal programs, the Superfund Enforcement program obtains potentially responsible parties commitments to perform and pay for cleanups through civil, judicial, and administrative site actions.

In FY 2018, the agency will prioritize its efforts on the most significant sites in terms of environmental impact and potential cost liability to the government. The agency will continue its efforts to establish special accounts (site-specific, interest-bearing accounts funded by the potentially responsible party under a settlement agreement for cleanup and enforcement activities at the site for which it received the money). Since special account funds may only be used for sites and uses specified in the settlement agreement, both special account resources and annually appropriated resources are critical to the Superfund program to clean up Superfund sites.

In FY 2018, the EPA will focus its resources on the highest priority federal sites, particularly those that may present an imminent and/or substantial endangerment, and on resolving formal disputes under the Federal Facility Agreements (FFAs). In FY 2018, the EPA is requesting to merge the Superfund Federal Facilities Enforcement program with the Superfund Enforcement program. The agency will optimize the resources between the two programs. In FY 2018 the proposed budget for the Superfund Enforcement program is \$94.4 million.

Partnering with States and Tribes

In FY 2018, the Enforcement and Compliance Assurance program will sustain its environmental enforcement partnerships with states and Tribes and work to strengthen their ability to address environmental and public health threats. In FY 2018, the Enforcement and Compliance Assurance program will provide \$14.5 million in grants to the states and Tribes to assist in the implementation of compliance and enforcement provisions of the Toxic Substances Control Act (TSCA) and the Federal Insecticide, Fungicide, and Rodenticide Act (FIFRA). These grants support state and Tribal compliance activities to protect human health and the environment from harmful chemicals and pesticides. Under the Pesticides Enforcement Grant program, the EPA will continue to provide resources to states and Tribes to conduct FIFRA compliance inspections and take appropriate enforcement actions. The Toxic Substances Compliance Grants protect the public and the environment from PCBs, asbestos, and lead-based paint.

Appendices

Program Project by Program Area

**Environmental Protection Agency
FY 2018 Annual Performance Plan and Congressional Justification**

**PROGRAM PROJECTS BY PROGRAM AREA
(Dollars in Thousands)**

	FY 2016 Actuals	FY 2017 Annualized CR	FY 2018 Pres Bud	2018 Pres Bud vs. 2017 Annualized CR
Science & Technology				
Clean Air				
Clean Air Allowance Trading Programs	\$8,149.6	\$7,793.0	\$5,739.0	(\$2,054.0)
GHG Reporting Program	\$8,824.2	\$8,003.0	\$0.0	(\$8,003.0)
Federal Support for Air Quality Management	\$6,234.3	\$7,453.0	\$3,959.0	(\$3,494.0)
Federal Vehicle and Fuels Standards and Certification	\$85,613.6	\$93,070.0	\$76,010.0	(\$17,060.0)
Subtotal, Clean Air	\$108,821.7	\$116,319.0	\$85,708.0	(\$30,611.0)
Indoor Air and Radiation				
Indoor Air: Radon Program	\$378.9	\$172.0	\$0.0	(\$172.0)
Radiation: Protection	\$2,064.5	\$1,831.0	\$0.0	(\$1,831.0)
Radiation: Response Preparedness	\$3,716.5	\$3,774.0	\$3,339.0	(\$435.0)
Reduce Risks from Indoor Air	\$260.4	\$209.0	\$0.0	(\$209.0)
Subtotal, Indoor Air and Radiation	\$6,420.3	\$5,986.0	\$3,339.0	(\$2,647.0)
Enforcement				
Forensics Support	\$13,949.7	\$13,643.0	\$10,444.0	(\$3,199.0)
Homeland Security				
Homeland Security: Critical Infrastructure Protection	\$9,807.2	\$10,497.0	\$0.0	(\$10,497.0)
Homeland Security: Preparedness, Response, and Recovery	\$26,800.2	\$26,004.0	\$22,597.0	(\$3,407.0)
Homeland Security: Protection of EPA Personnel and Infrastructure	\$551.0	\$551.0	\$500.0	(\$51.0)
Subtotal, Homeland Security	\$37,158.4	\$37,052.0	\$23,097.0	(\$13,955.0)
IT / Data Management / Security				
IT / Data Management	\$2,892.6	\$3,083.0	\$2,725.0	(\$358.0)
Operations and Administration				
Facilities Infrastructure and Operations	\$71,332.8	\$68,209.0	\$68,339.0	\$130.0
Workforce Reshaping	\$0.0	\$0.0	\$10,995.0	\$10,995.0
Subtotal, Operations and Administration	\$71,332.8	\$68,209.0	\$79,334.0	\$11,125.0
Pesticides Licensing				

Program Project by Program Area

	FY 2016 Actuals	FY 2017 Annualized CR	FY 2018 Pres Bud	2018 Pres Bud vs. 2017 Annualized CR
Pesticides: Protect Human Health from Pesticide Risk	\$3,772.1	\$3,122.0	\$2,274.0	(\$848.0)
Pesticides: Protect the Environment from Pesticide Risk	\$1,737.5	\$2,324.0	\$2,195.0	(\$129.0)
Pesticides: Realize the Value of Pesticide Availability	\$427.4	\$570.0	\$527.0	(\$43.0)
Subtotal, Pesticides Licensing	\$5,937.0	\$6,016.0	\$4,996.0	(\$1,020.0)
Research: Air and Energy				
Research: Air and Energy	\$104,407.9	\$91,731.0	\$30,592.0	(\$61,139.0)
Research: Safe and Sustainable Water Resources				
Research: Safe and Sustainable Water Resources	\$114,874.9	\$107,230.0	\$68,520.0	(\$38,710.0)
Research: Sustainable Communities				
Research: Sustainable and Healthy Communities	\$154,349.4	\$139,709.0	\$54,211.0	(\$85,498.0)
Research: Chemical Safety and Sustainability				
Human Health Risk Assessment	\$36,007.0	\$37,530.0	\$22,516.0	(\$15,014.0)
Research: Chemical Safety and Sustainability				
<i>Endocrine Disruptors</i>	\$15,980.1	\$0.0	\$10,122.0	\$10,122.0
<i>Computational Toxicology</i>	\$23,937.4	\$0.0	\$17,165.0	\$17,165.0
<i>Research: Chemical Safety and Sustainability (other activities)</i>	\$53,405.9	\$89,158.0	\$34,386.0	(\$54,772.0)
Subtotal, Research: Chemical Safety and Sustainability	\$93,323.4	\$89,158.0	\$61,673.0	(\$27,485.0)
Subtotal, Research: Chemical Safety and Sustainability	\$129,330.4	\$126,688.0	\$84,189.0	(\$42,499.0)
Water: Human Health Protection				
Drinking Water Programs	\$3,975.8	\$3,512.0	\$3,657.0	\$145.0
Congressional Priorities				
Water Quality Research and Support Grants	\$10,378.5	\$14,073.0	\$0.0	(\$14,073.0)
Total, Science & Technology	\$763,829.4	\$733,251.0	\$450,812.0	(\$282,439.0)
Environmental Program & Management				
Clean Air				
Clean Air Allowance Trading Programs	\$17,343.4	\$16,112.0	\$12,791.0	(\$3,321.0)
GHG Reporting Program	\$106,864.3	\$95,255.0	\$13,580.0	(\$81,675.0)
Federal Stationary Source Regulations	\$21,958.0	\$22,899.0	\$16,653.0	(\$6,246.0)
Federal Support for Air Quality Management	\$138,050.2	\$124,506.0	\$96,456.0	(\$28,050.0)
Stratospheric Ozone: Domestic Programs	\$5,195.6	\$4,906.0	\$3,687.0	(\$1,219.0)
Stratospheric Ozone: Multilateral Fund	\$8,907.0	\$8,911.0	\$0.0	(\$8,911.0)
Subtotal, Clean Air	\$298,318.5	\$272,589.0	\$143,167.0	(\$129,422.0)

Program Project by Program Area

	FY 2016 Actuals	FY 2017 Annualized CR	FY 2018 Pres Bud	2018 Pres Bud vs. 2017 Annualized CR
Indoor Air and Radiation				
Indoor Air: Radon Program	\$2,759.3	\$2,904.0	\$0.0	(\$2,904.0)
Radiation: Protection	\$8,371.0	\$8,427.0	\$0.0	(\$8,427.0)
Radiation: Response Preparedness	\$2,047.1	\$2,545.0	\$2,257.0	(\$288.0)
Reduce Risks from Indoor Air	\$12,972.9	\$13,707.0	\$0.0	(\$13,707.0)
Subtotal, Indoor Air and Radiation	\$26,150.3	\$27,583.0	\$2,257.0	(\$25,326.0)
Brownfields				
Brownfields	\$24,718.6	\$25,544.0	\$16,082.0	(\$9,462.0)
Compliance				
Compliance Monitoring	\$103,713.4	\$101,472.0	\$86,431.0	(\$15,041.0)
Enforcement				
Civil Enforcement	\$174,120.9	\$171,051.0	\$140,470.0	(\$30,581.0)
Criminal Enforcement	\$47,844.7	\$46,225.0	\$40,341.0	(\$5,884.0)
Environmental Justice	\$7,347.6	\$6,724.0	\$0.0	(\$6,724.0)
NEPA Implementation	\$15,761.3	\$16,179.0	\$13,496.0	(\$2,683.0)
Subtotal, Enforcement	\$245,074.5	\$240,179.0	\$194,307.0	(\$45,872.0)
Geographic Programs				
Geographic Program: Chesapeake Bay	\$77,543.8	\$72,861.0	\$0.0	(\$72,861.0)
Geographic Program: Gulf of Mexico	\$5,392.3	\$4,473.0	\$0.0	(\$4,473.0)
Geographic Program: Lake Champlain	\$4,395.0	\$4,391.0	\$0.0	(\$4,391.0)
Geographic Program: Long Island Sound	\$3,935.6	\$3,932.0	\$0.0	(\$3,932.0)
Geographic Program: Other				
<i>Lake Pontchartrain</i>	\$947.0	\$0.0	\$0.0	\$0.0
<i>S.New England Estuary (SNEE)</i>	\$4,975.0	\$0.0	\$0.0	\$0.0
<i>Geographic Program: Other (other activities)</i>	\$1,460.0	\$7,379.0	\$0.0	(\$7,379.0)
Subtotal, Geographic Program: Other	\$7,382.0	\$7,379.0	\$0.0	(\$7,379.0)
Great Lakes Restoration	\$288,091.8	\$299,430.0	\$0.0	(\$299,430.0)
Geographic Program: South Florida	\$1,733.0	\$1,701.0	\$0.0	(\$1,701.0)
Geographic Program: San Francisco Bay	\$4,600.7	\$4,810.0	\$0.0	(\$4,810.0)
Geographic Program: Puget Sound	\$28,046.3	\$27,947.0	\$0.0	(\$27,947.0)
Subtotal, Geographic Programs	\$421,120.5	\$426,924.0	\$0.0	(\$426,924.0)
Homeland Security				
Homeland Security: Communication and Information	\$4,025.3	\$3,870.0	\$3,512.0	(\$358.0)
Homeland Security: Critical Infrastructure Protection	\$627.1	\$970.0	\$0.0	(\$970.0)

Program Project by Program Area

	FY 2016 Actuals	FY 2017 Annualized CR	FY 2018 Pres Bud	2018 Pres Bud vs. 2017 Annualized CR
Homeland Security: Protection of EPA Personnel and Infrastructure	\$4,987.0	\$5,336.0	\$4,986.0	(\$350.0)
Subtotal, Homeland Security	\$9,639.4	\$10,176.0	\$8,498.0	(\$1,678.0)
Information Exchange / Outreach				
State and Local Prevention and Preparedness	\$15,044.1	\$15,289.0	\$10,011.0	(\$5,278.0)
TRI / Right to Know	\$13,292.4	\$13,856.0	\$8,680.0	(\$5,176.0)
Tribal - Capacity Building	\$14,056.3	\$14,358.0	\$11,731.0	(\$2,627.0)
Executive Management and Operations	\$47,798.4	\$46,930.0	\$37,106.0	(\$9,824.0)
Environmental Education	\$10,138.8	\$8,685.0	\$0.0	(\$8,685.0)
Exchange Network	\$17,066.5	\$16,984.0	\$11,784.0	(\$5,200.0)
Small Minority Business Assistance	\$1,464.0	\$1,667.0	\$0.0	(\$1,667.0)
Small Business Ombudsman	\$2,378.0	\$1,995.0	\$1,965.0	(\$30.0)
Children and Other Sensitive Populations: Agency Coordination	\$6,252.7	\$6,535.0	\$2,018.0	(\$4,517.0)
Subtotal, Information Exchange / Outreach	\$127,491.2	\$126,299.0	\$83,295.0	(\$43,004.0)
International Programs				
US Mexico Border	\$2,913.7	\$3,057.0	\$0.0	(\$3,057.0)
International Sources of Pollution	\$6,345.0	\$6,418.0	\$4,051.0	(\$2,367.0)
Trade and Governance	\$6,231.3	\$5,896.0	\$0.0	(\$5,896.0)
Subtotal, International Programs	\$15,490.0	\$15,371.0	\$4,051.0	(\$11,320.0)
IT / Data Management / Security				
Information Security	\$27,152.6	\$28,132.0	\$11,997.0	(\$16,135.0)
IT / Data Management	\$83,883.2	\$83,790.0	\$70,069.0	(\$13,721.0)
Subtotal, IT / Data Management / Security	\$111,035.8	\$111,922.0	\$82,066.0	(\$29,856.0)
Legal / Science / Regulatory / Economic Review				
Integrated Environmental Strategies	\$13,429.0	\$11,469.0	\$9,151.0	(\$2,318.0)
Administrative Law	\$4,984.0	\$4,765.0	\$4,141.0	(\$624.0)
Alternative Dispute Resolution	\$1,442.1	\$1,043.0	\$0.0	(\$1,043.0)
Civil Rights Program	\$11,216.7	\$10,052.0	\$8,266.0	(\$1,786.0)
Legal Advice: Environmental Program	\$49,227.0	\$48,473.0	\$42,565.0	(\$5,908.0)
Legal Advice: Support Program	\$14,692.6	\$15,450.0	\$15,548.0	\$98.0
Regional Science and Technology	\$1,602.1	\$1,529.0	\$0.0	(\$1,529.0)
Science Advisory Board	\$4,203.8	\$3,875.0	\$3,567.0	(\$308.0)
Regulatory/Economic-Management and Analysis	\$15,218.6	\$14,546.0	\$15,208.0	\$662.0
Subtotal, Legal / Science / Regulatory / Economic Review	\$116,015.9	\$111,202.0	\$98,446.0	(\$12,756.0)

Program Project by Program Area

	FY 2016 Actuals	FY 2017 Annualized CR	FY 2018 Pres Bud	2018 Pres Bud vs. 2017 Annualized CR
Operations and Administration				
Central Planning, Budgeting, and Finance	\$70,707.8	\$72,047.0	\$64,709.0	(\$7,338.0)
Facilities Infrastructure and Operations	\$304,456.9	\$310,948.0	\$301,001.0	(\$9,947.0)
Acquisition Management	\$30,174.3	\$30,406.0	\$24,978.0	(\$5,428.0)
Human Resources Management	\$40,756.0	\$43,185.0	\$40,512.0	(\$2,673.0)
Financial Assistance Grants / IAG Management	\$27,202.6	\$25,248.0	\$18,564.0	(\$6,684.0)
Workforce Reshaping	\$0.0	\$0.0	\$46,719.0	\$46,719.0
Subtotal, Operations and Administration	\$473,297.6	\$481,834.0	\$496,483.0	\$14,649.0
Pesticides Licensing				
Science Policy and Biotechnology	\$1,362.5	\$1,172.0	\$0.0	(\$1,172.0)
Pesticides: Protect Human Health from Pesticide Risk	\$57,708.1	\$57,699.0	\$48,568.0	(\$9,131.0)
Pesticides: Protect the Environment from Pesticide Risk	\$39,651.4	\$37,222.0	\$31,930.0	(\$5,292.0)
Pesticides: Realize the Value of Pesticide Availability	\$7,727.5	\$6,074.0	\$5,028.0	(\$1,046.0)
Subtotal, Pesticides Licensing	\$106,449.5	\$102,167.0	\$85,526.0	(\$16,641.0)
Resource Conservation and Recovery Act (RCRA)				
RCRA: Corrective Action	\$37,967.0	\$36,860.0	\$31,947.0	(\$4,913.0)
RCRA: Waste Management	\$57,022.8	\$58,986.0	\$41,146.0	(\$17,840.0)
RCRA: Waste Minimization & Recycling	\$8,510.8	\$8,832.0	\$0.0	(\$8,832.0)
Subtotal, Resource Conservation and Recovery Act (RCRA)	\$103,500.6	\$104,678.0	\$73,093.0	(\$31,585.0)
Toxics Risk Review and Prevention				
Endocrine Disruptors	\$6,035.4	\$7,539.0	\$0.0	(\$7,539.0)
Pollution Prevention Program	\$11,982.4	\$13,115.0	\$0.0	(\$13,115.0)
Toxic Substances: Chemical Risk Review and Reduction	\$56,030.4	\$58,443.0	\$65,036.0	\$6,593.0
Toxic Substances: Lead Risk Reduction Program	\$13,051.2	\$13,250.0	\$0.0	(\$13,250.0)
Subtotal, Toxics Risk Review and Prevention	\$87,099.4	\$92,347.0	\$65,036.0	(\$27,311.0)
Underground Storage Tanks (LUST / UST)				
LUST / UST	\$11,083.4	\$11,273.0	\$5,612.0	(\$5,661.0)
Water: Ecosystems				
National Estuary Program / Coastal Waterways	\$25,862.3	\$26,672.0	\$0.0	(\$26,672.0)
Wetlands	\$21,065.5	\$21,025.0	\$18,115.0	(\$2,910.0)
Subtotal, Water: Ecosystems	\$46,927.8	\$47,697.0	\$18,115.0	(\$29,582.0)
Water: Human Health Protection				

Program Project by Program Area

	FY 2016 Actuals	FY 2017 Annualized CR	FY 2018 Pres Bud	2018 Pres Bud vs. 2017 Annualized CR
Beach / Fish Programs	\$1,779.8	\$1,978.0	\$0.0	(\$1,978.0)
Drinking Water Programs	\$96,372.2	\$96,341.0	\$80,044.0	(\$16,297.0)
Subtotal, Water: Human Health Protection	\$98,152.0	\$98,319.0	\$80,044.0	(\$18,275.0)
Water Quality Protection				
Marine Pollution	\$10,757.8	\$10,142.0	\$0.0	(\$10,142.0)
Surface Water Protection	\$202,080.5	\$199,875.0	\$174,975.0	(\$24,900.0)
Subtotal, Water Quality Protection	\$212,838.3	\$210,017.0	\$174,975.0	(\$35,042.0)
Congressional Priorities				
Water Quality Research and Support Grants	\$12,678.0	\$12,676.0	\$0.0	(\$12,676.0)
Total, Environmental Program & Management	\$2,650,794.7	\$2,630,269.0	\$1,717,484.0	(\$912,785.0)
Inspector General				
Audits, Evaluations, and Investigations				
Audits, Evaluations, and Investigations	\$39,802.3	\$41,410.0	\$37,475.0	(\$3,935.0)
Total, Inspector General	\$39,802.3	\$41,410.0	\$37,475.0	(\$3,935.0)
Building and Facilities				
Homeland Security				
Homeland Security: Protection of EPA Personnel and Infrastructure	\$7,366.2	\$6,664.0	\$6,176.0	(\$488.0)
Operations and Administration				
Facilities Infrastructure and Operations	\$37,184.2	\$35,573.0	\$33,377.0	(\$2,196.0)
Total, Building and Facilities	\$44,550.4	\$42,237.0	\$39,553.0	(\$2,684.0)
Hazardous Substance Superfund				
Indoor Air and Radiation				
Radiation: Protection	\$2,194.2	\$1,981.0	\$0.0	(\$1,981.0)
Audits, Evaluations, and Investigations				
Audits, Evaluations, and Investigations	\$8,975.4	\$9,920.0	\$3,900.0	(\$6,020.0)
Compliance				
Compliance Monitoring	\$844.1	\$993.0	\$605.0	(\$388.0)
Enforcement				
Criminal Enforcement	\$6,883.7	\$7,110.0	\$4,161.0	(\$2,949.0)
Environmental Justice	\$681.7	\$544.0	\$0.0	(\$544.0)

Program Project by Program Area

	FY 2016 Actuals	FY 2017 Annualized CR	FY 2018 Pres Bud	2018 Pres Bud vs. 2017 Annualized CR
Forensics Support	\$1,739.3	\$1,087.0	\$708.0	(\$379.0)
Superfund: Enforcement	\$154,117.5	\$150,342.0	\$94,418.0	(\$55,924.0)
Superfund: Federal Facilities Enforcement	\$6,217.9	\$6,976.0	\$0.0	(\$6,976.0)
Subtotal, Enforcement	\$169,640.1	\$166,059.0	\$99,287.0	(\$66,772.0)
Homeland Security				
Homeland Security: Preparedness, Response, and Recovery	\$36,411.9	\$35,209.0	\$16,457.0	(\$18,752.0)
Homeland Security: Protection of EPA Personnel and Infrastructure	\$833.6	\$1,084.0	\$542.0	(\$542.0)
Subtotal, Homeland Security	\$37,245.5	\$36,293.0	\$16,999.0	(\$19,294.0)
Information Exchange / Outreach				
Exchange Network	\$1,291.4	\$1,325.0	\$838.0	(\$487.0)
IT / Data Management / Security				
Information Security	\$6,008.0	\$6,071.0	\$3,186.0	(\$2,885.0)
IT / Data Management	\$14,968.1	\$13,776.0	\$8,213.0	(\$5,563.0)
Subtotal, IT / Data Management / Security	\$20,976.1	\$19,847.0	\$11,399.0	(\$8,448.0)
Legal / Science / Regulatory / Economic Review				
Alternative Dispute Resolution	\$486.5	\$674.0	\$0.0	(\$674.0)
Legal Advice: Environmental Program	\$652.4	\$577.0	\$349.0	(\$228.0)
Subtotal, Legal / Science / Regulatory / Economic Review	\$1,138.9	\$1,251.0	\$349.0	(\$902.0)
Operations and Administration				
Central Planning, Budgeting, and Finance	\$21,331.2	\$22,084.0	\$12,226.0	(\$9,858.0)
Facilities Infrastructure and Operations	\$69,168.0	\$74,137.0	\$59,072.0	(\$15,065.0)
Acquisition Management	\$22,129.0	\$22,418.0	\$14,036.0	(\$8,382.0)
Human Resources Management	\$4,908.5	\$6,333.0	\$4,580.0	(\$1,753.0)
Financial Assistance Grants / IAG Management	\$2,845.0	\$2,889.0	\$1,591.0	(\$1,298.0)
Workforce Reshaping	\$0.0	\$0.0	\$10,437.0	\$10,437.0
Subtotal, Operations and Administration	\$120,381.7	\$127,861.0	\$101,942.0	(\$25,919.0)
Research: Sustainable Communities				
Research: Sustainable and Healthy Communities	\$13,622.3	\$14,005.0	\$5,655.0	(\$8,350.0)
Research: Chemical Safety and Sustainability				
Human Health Risk Assessment	\$2,751.4	\$2,838.0	\$5,305.0	\$2,467.0
Superfund Cleanup				

Program Project by Program Area

	FY 2016 Actuals	FY 2017 Annualized CR	FY 2018 Pres Bud	2018 Pres Bud vs. 2017 Annualized CR
Superfund: Emergency Response and Removal	\$210,668.5	\$180,961.0	\$147,212.0	(\$33,749.0)
Superfund: EPA Emergency Preparedness	\$8,148.1	\$7,622.0	\$7,216.0	(\$406.0)
Superfund: Federal Facilities	\$21,799.4	\$21,085.0	\$19,553.0	(\$1,532.0)
Superfund: Remedial	\$539,387.1	\$500,048.0	\$341,803.0	(\$158,245.0)
Subtotal, Superfund Cleanup	\$780,003.1	\$709,716.0	\$515,784.0	(\$193,932.0)
Total, Hazardous Substance Superfund	\$1,159,064.2	\$1,092,089.0	\$762,063.0	(\$330,026.0)
Leaking Underground Storage Tanks				
Enforcement				
Civil Enforcement	\$758.0	\$619.0	\$559.0	(\$60.0)
Operations and Administration				
Central Planning, Budgeting, and Finance	\$426.0	\$423.0	\$423.0	\$0.0
Facilities Infrastructure and Operations	\$785.2	\$782.0	\$785.0	\$3.0
Acquisition Management	\$152.5	\$145.0	\$138.0	(\$7.0)
Subtotal, Operations and Administration	\$1,363.7	\$1,350.0	\$1,346.0	(\$4.0)
Underground Storage Tanks (LUST / UST)				
LUST / UST	\$9,159.3	\$9,222.0	\$6,364.0	(\$2,858.0)
LUST Cooperative Agreements	\$55,832.9	\$54,935.0	\$38,840.0	(\$16,095.0)
LUST Prevention	\$26,273.2	\$25,321.0	\$0.0	(\$25,321.0)
Subtotal, Underground Storage Tanks (LUST / UST)	\$91,265.4	\$89,478.0	\$45,204.0	(\$44,274.0)
Research: Sustainable Communities				
Research: Sustainable and Healthy Communities	\$315.5	\$319.0	\$320.0	\$1.0
Total, Leaking Underground Storage Tanks	\$93,702.6	\$91,766.0	\$47,429.0	(\$44,337.0)
Inland Oil Spill Programs				
Compliance				
Compliance Monitoring	\$143.3	\$139.0	\$124.0	(\$15.0)
Enforcement				
Civil Enforcement	\$2,444.0	\$2,408.0	\$2,266.0	(\$142.0)
Oil				
Oil Spill: Prevention, Preparedness and Response	\$14,553.9	\$14,382.0	\$12,144.0	(\$2,238.0)
Operations and Administration				
Facilities Infrastructure and Operations	\$679.6	\$583.0	\$680.0	\$97.0

Program Project by Program Area

	FY 2016 Actuals	FY 2017 Annualized CR	FY 2018 Pres Bud	2018 Pres Bud vs. 2017 Annualized CR
Research: Sustainable Communities				
Research: Sustainable and Healthy Communities	\$862.0	\$663.0	\$503.0	(\$160.0)
Total, Inland Oil Spill Programs	\$18,682.8	\$18,175.0	\$15,717.0	(\$2,458.0)
State and Tribal Assistance Grants				
State and Tribal Assistance Grants (STAG)				
Infrastructure Assistance: Alaska Native Villages	\$19,499.9	\$19,962.0	\$0.0	(\$19,962.0)
Brownfields Projects	\$88,874.4	\$79,848.0	\$69,000.0	(\$10,848.0)
Infrastructure Assistance: Clean Water SRF	\$1,350,884.4	\$1,391,237.0	\$1,393,887.0	\$2,650.0
Infrastructure Assistance: Drinking Water SRF	\$853,752.7	\$861,592.0	\$863,233.0	\$1,641.0
Infrastructure Assistance: Lead Infrastructure ¹	\$0.0	\$100,000.0	\$0.0	(\$100,000.0)
Infrastructure Assistance: Mexico Border	\$10,345.6	\$9,981.0	\$0.0	(\$9,981.0)
Diesel Emissions Reduction Grant Program	\$53,750.5	\$49,905.0	\$10,000.0	(\$39,905.0)
Targeted Airshed Grants	\$9,934.4	\$19,962.0	\$0.0	(\$19,962.0)
Subtotal, State and Tribal Assistance Grants (STAG)	\$2,387,041.9	\$2,532,487.0	\$2,336,120.0	(\$196,367.0)
Categorical Grants				
Categorical Grant: Nonpoint Source (Sec. 319)	\$166,177.0	\$164,601.0	\$0.0	(\$164,601.0)
Categorical Grant: Public Water System Supervision (PWSS)	\$100,104.1	\$101,769.0	\$71,238.0	(\$30,531.0)
Categorical Grant: State and Local Air Quality Management	\$227,533.6	\$227,785.0	\$159,450.0	(\$68,335.0)
Categorical Grant: Radon	\$8,114.2	\$8,036.0	\$0.0	(\$8,036.0)
Categorical Grant: Pollution Control (Sec. 106)				
<i>Monitoring Grants</i>	\$18,838.3	\$0.0	\$12,470.0	\$12,470.0
<i>Categorical Grant: Pollution Control (Sec. 106) (other activities)</i>	\$214,316.1	\$230,367.0	\$148,787.0	(\$81,580.0)
Subtotal, Categorical Grant: Pollution Control (Sec. 106)	\$233,154.4	\$230,367.0	\$161,257.0	(\$69,110.0)
Categorical Grant: Wetlands Program Development	\$13,562.2	\$14,633.0	\$10,243.0	(\$4,390.0)
Categorical Grant: Underground Injection Control (UIC)	\$10,053.6	\$10,486.0	\$7,340.0	(\$3,146.0)
Categorical Grant: Pesticides Program Implementation	\$12,841.3	\$12,677.0	\$8,874.0	(\$3,803.0)
Categorical Grant: Lead	\$14,694.6	\$14,022.0	\$0.0	(\$14,022.0)
Categorical Grant: Hazardous Waste Financial Assistance	\$98,994.1	\$99,503.0	\$69,652.0	(\$29,851.0)
Categorical Grant: Pesticides Enforcement	\$17,845.0	\$18,016.0	\$11,050.0	(\$6,966.0)
Categorical Grant: Pollution Prevention	\$5,417.7	\$4,756.0	\$0.0	(\$4,756.0)
Categorical Grant: Toxics Substances Compliance	\$5,220.0	\$4,910.0	\$3,437.0	(\$1,473.0)

¹ Section 196 (a) of P.L. 114-254 provided an additional one-time \$100 million to address lead infrastructure in communities with declared emergencies relating to public health threats associated with lead in drinking water. The full amount was allocated to Flint, MI.

Program Project by Program Area

	FY 2016 Actuals	FY 2017 Annualized CR	FY 2018 Pres Bud	2018 Pres Bud vs. 2017 Annualized CR
Categorical Grant: Tribal General Assistance Program	\$67,888.7	\$65,352.0	\$45,746.0	(\$19,606.0)
Categorical Grant: Underground Storage Tanks	\$1,495.4	\$1,495.0	\$0.0	(\$1,495.0)
Categorical Grant: Tribal Air Quality Management	\$13,104.5	\$12,805.0	\$8,963.0	(\$3,842.0)
Categorical Grant: Environmental Information	\$9,696.4	\$9,628.0	\$6,739.0	(\$2,889.0)
Categorical Grant: Beaches Protection	\$9,487.0	\$9,531.0	\$0.0	(\$9,531.0)
Categorical Grant: Brownfields	\$48,465.8	\$47,654.0	\$33,358.0	(\$14,296.0)
Categorical Grant: Multipurpose Grants	\$20,642.7	\$20,960.0	\$0.0	(\$20,960.0)
Subtotal, Categorical Grants	\$1,084,492.3	\$1,078,986.0	\$597,347.0	(\$481,639.0)
Congressional Priorities				
Congressionally Mandated Projects	\$13,302.0	\$0.0	\$0.0	\$0.0
Total, State and Tribal Assistance Grants	\$3,484,836.2	\$3,611,473.0	\$2,933,467.0	(\$678,006.0)
Hazardous Waste Electronic Manifest System Fund				
Resource Conservation and Recovery Act (RCRA)				
RCRA: Waste Management	\$2,910.2	\$3,667.0	\$0.0 ²	(\$3,667.0)
Total, Hazardous Waste Electronic Manifest System Fund	\$2,910.2	\$3,667.0	\$0.0	(\$3,667.0)
Water Infrastructure Finance and Innovation Fund				
Water Quality Protection				
Water Infrastructure Finance and Innovation	\$0.0	\$20,000.0	\$20,000.0	\$0.0
Total, Water Infrastructure Finance and Innovation Fund	\$0.0	\$20,000.0	\$20,000.0	\$0.0
Cancellation of Funds	\$0.0	(\$40,000.0)	(\$369,000.0)	(\$329,000.0)
SUB-TOTAL, EPA	\$8,258,172.8	\$8,244,337.0	\$5,655,000.0	(\$2,589,337.0)
Hurricane Sandy Supplemental	\$238.8	\$0.0	\$0.0	\$0.0
TOTAL, EPA	\$8,258,411.6	\$8,244,337.0	\$5,655,000.0	(\$2,589,337.0)

*For ease of comparison, Superfund transfer resources for the audit and research functions are shown in the Superfund account.

² The EPA requests an appropriation of \$3.67 million in FY 2018 that will net to \$0 through offsetting collections of E-Manifest system user fees. The appropriation will cover necessary costs to implement and operate the E-Manifest system.

Summary of Agency Resources by Appropriation

(Dollars in Thousands)

Appropriation	FY 2016 Enacted	FY 2017 Annualized CR	FY 2018 Pres Bud	Delta FY 18 PB- FY 17 ACR
Science & Technology (S&T)	\$734,648	\$733,251	\$450,812	(\$282,439)
Environmental Program & Management (EPM)	\$2,635,279	\$2,630,269	\$1,717,484	(\$915,785)
Inspector General (IG)	\$41,489	\$41,410	\$37,475	(\$3,935)
Building and Facilities (B&F)	\$42,317	\$42,237	\$39,553	(\$2,684)
Inland Oil Spill Programs (Oil)	\$18,209	\$18,175	\$15,717	(\$2,458)
Hazardous Substance Superfund (SF)	\$1,094,169	\$1,092,089	\$762,063	(\$330,026)
- <i>Superfund Program</i>	\$1,065,380	\$1,063,355	\$745,728	(\$317,627)
- <i>Inspector General Transfer</i>	\$9,939	\$9,920	\$3,900	(\$6,020)
- <i>Science & Technology Transfer</i>	\$18,850	\$18,814	\$12,435	(\$6,379)
Leaking Underground Storage Tanks (LUST)	\$91,941	\$91,766	\$47,429	(\$44,337)
State and Tribal Assistance Grants (STAG)	\$3,518,161	\$3,611,473	\$2,933,467	(\$678,006)
- <i>Categorical Grants</i>	\$1,081,041	\$1,078,986	\$597,347	(\$481,639)
- <i>State Revolving Funds</i>	\$2,257,120	\$2,252,829	\$2,257,120	\$4,291
- <i>All Other STAG¹</i>	\$180,000	\$279,658	\$79,000	(\$200,658)
Water Infrastructure Finance and Innovation Program (WIFIA)	\$0	\$20,000	\$20,000	\$0
E-Manifest	\$3,674	\$3,667	\$0 ²	(\$3,667)
Cancellations	(\$40,000)	(\$40,000)	(\$369,000)	(\$329,000)
Agency Total	\$8,139,887	\$8,244,337	\$5,655,000	(\$2,589,337)

Notes: 1) S&T and IG totals do not include Superfund transfers – see the Superfund line items for annual amounts.
2) As part of the FY 2016 Consolidated Appropriations Act (P.L. 114-113), the EPA received \$27 million for cybersecurity activities, of which \$5.4 million was allocated to the Superfund Appropriation and \$21.6 million was allocated to the Environmental Programs Management Appropriation as part of the agency's FY 2016 Enacted Budget.

¹ Section 196 (a) of P.L. 114-254 provided an additional one-time \$100 million in FY 2017 to address lead infrastructure in communities with declared emergencies relating to public health threats associated with lead in drinking water. The full amount was allocated to Flint, MI.

²The EPA requests an appropriation of \$3.67 million that will net to \$0 through offsetting collections of E-Manifest system user fees. The appropriation will cover necessary costs to implement and operate the E-Manifest system.

Categorical Grants

Categorical Program Grants

by National Program and State Grant

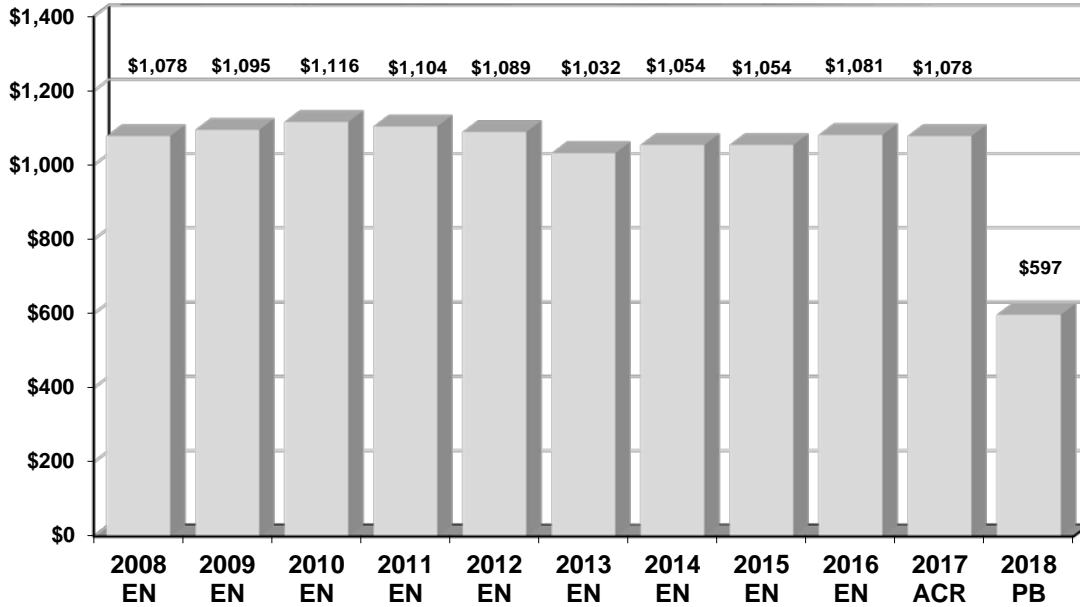
(Dollars in Thousands)

NPM / Grant	FY 2016 Actuals	FY 2017 ACR	FY 2018 Pres Bud	Delta FY 2018 PB - FY 2017 ACR	% Change FY 2018 PB - FY 2017 ACR
<u>Air & Radiation</u>					
State and Local Air Quality Management	\$227,534	\$227,785	\$159,450	(\$68,335)	-30.0%
Tribal Air Quality Management	\$13,105	\$12,805	\$8,963	(\$3,842)	-30.0%
Radon	\$8,114	\$8,036	\$0	(\$8,036)	-100.0%
	\$248,753	\$248,626	\$168,413	(\$80,213)	-32.3%
<u>Water</u>					
Pollution Control (Sec. 106)	\$223,154	\$230,367	\$161,257	(\$69,110)	-30.0%
Beaches Protection	\$9,487	\$9,531	\$0	(\$9,531)	-100.0%
Nonpoint Source (Sec. 319)	\$166,177	\$164,601	\$0	(\$164,601)	-100.0%
Wetlands Program Development	\$13,562	\$14,633	\$10,243	(\$4,390)	-30.0%
	\$422,380	\$419,132	\$171,500	(\$247,632)	-59.1%
<u>Drinking Water</u>					
Public Water System Supervision (PWSS)	\$100,104	\$101,769	\$71,238	(\$30,531)	-30.0%
Underground Injection Control (UIC)	\$10,054	\$10,486	\$7,340	(\$3,146)	-30.0%
	\$110,158	\$112,255	\$78,578	(\$33,677)	-30.0%
<u>Hazardous Waste</u>					
Hazardous Waste Financial Assistance	\$98,994	\$99,503	\$69,652	(\$29,851)	-30.0%
Brownfields	\$48,466	\$47,654	\$33,358	(\$14,296)	-30.0%
Underground Storage Tanks	\$1,495	\$1,495	\$0	(\$1,495)	-100.0%
	\$148,955	\$148,652	\$103,010	(\$45,642)	-30.7%
<u>Pesticides & Toxics</u>					
Pesticides Program Implementation	\$12,841	\$12,677	\$8,874	(\$3,803)	-30.0%
Lead	\$14,695	\$14,022	\$0	(\$14,022)	-100.0%
Toxics Substances Compliance	\$5,220	\$4,910	\$3,437	(\$1,473)	-30.0%
Pesticides Enforcement	\$17,845	\$18,016	\$11,050	(\$6,966)	-38.7%
	\$50,601	\$49,625	\$23,361	(\$26,264)	-52.9%
<u>Multimedia</u>					
Environmental Information	\$9,969	\$9,628	\$6,739	(\$2,889)	-30.0%
Multipurpose Grants	\$20,643	\$20,960	\$0	(\$20,960)	-100.0%
Pollution Prevention	\$5,418	\$4,756	\$0	(\$4,756)	-100.0%
Tribal General Assistance Program	\$67,889	\$65,352	\$45,746	(\$19,606)	-30.0%
	\$103,646	\$100,696	\$52,485	(\$48,211)	-47.9%
Total Categorical Grants	\$1,084,493	\$1,078,986	\$597,347	(\$481,639)	-44.6%

Notes 1.) Totals may not add due to rounding
2.) FY 2018 proposed cancellation not shown

Categorical Grants

(Dollars in millions)



Note: EN – Enacted, ACR – Annualized Continuing Resolution, PB – President’s Budget

Categorical Grants

In FY 2018, the EPA requests a total of \$597 million for 13 categorical program grants for state, interstate organizations, non-profit organizations, intertribal consortia, and Tribal governments. The EPA will continue to pursue its strategy of building and supporting state, local, and Tribal capacity to implement, operate, and enforce the nation’s environmental laws. Most environmental laws were designed with a decentralized nationwide structure to protect public health and the environment. In this way, environmental goals will ultimately be achieved through the actions, programs, and commitments of state, Tribal, and local governments, organizations, and citizens.

In FY 2018, the EPA will continue to offer flexibility to state and Tribal governments to manage their environmental programs as well as provide technical and financial assistance to achieve mutual environmental goals. First, the EPA and its state and Tribal partners will continue implementing the National Environmental Performance Partnership System (NEPPS). NEPPS is designed to allow states the flexibility to operate their programs, while continuing to emphasize measuring and reporting of environmental results. Second, Performance Partnership Grants (PPGs) will continue to allow states and tribes funding flexibility to combine categorical program grants to address environmental priorities and, in some cases, to reduce administrative burden.

HIGHLIGHTS:

State & Local Air Quality Management, and Tribal Air Quality Management

The FY 2018 request includes \$168.4 million for grants to support State and Local, and Tribal Air Quality Management programs. Grant funds for State and Local Air Quality Management and Tribal Air Quality Management are requested in the amounts of \$159.4 million and \$9.0 million, respectively. These funds

Categorical Grants

provide resources to multi-state, state, local, and Tribal air pollution control agencies for the development and implementation of programs for the prevention and control of air pollution and for the implementation of National Ambient Air Quality Standards (NAAQS) set to protect public health and the environment. In FY 2018, the EPA will continue to work with state and local air pollution control agencies to develop and implement state implementation plans (SIPs) for NAAQS, monitor industry compliance with EPA stationary source regulations, develop plans for regional haze, and develop and operate air quality monitoring networks.

The EPA will work with federally recognized Tribal governments nationwide to develop and implement Tribal air quality management programs and to build Tribal air quality management capacity. Tribes are active in protection of air quality for the land over which they have sovereignty and work closely with the EPA to monitor and report air quality information.

Water Pollution Control (Clean Water Act Section 106) Grants

The EPA's FY 2018 request includes \$161.3 million for Water Pollution Control grants to state, interstate, and tribal water quality programs. These water quality funds assist state and tribal efforts to restore and maintain the quality of the nation's waters through water quality standards, improving water quality monitoring and assessment, implementing Total Maximum Daily Loads (TMDLs) and other watershed-related plans, and the National Pollutant Discharge Elimination System (NPDES) permit program. The EPA will work with states to incorporate rules governing discharges and revise NPDES permits.

States and authorized tribes will continue to review and update their water quality standards as required by the Clean Water Act. In FY 2018, the EPA requests \$12.5 million of the Section 106 funding be provided to states and tribes that participate in collecting statistically valid water monitoring data and implement enhancements in their water monitoring programs.

Wetlands Grants

In FY 2018, the EPA request includes \$10.2 million for Wetlands Program grants, which provide technical and financial assistance to the states, tribes, and local governments. These grants support development of state and tribal wetland programs that further the national goal of an overall increase in the acreage and condition of wetlands. The Wetland Program Development Grants are the EPA's primary resource for supporting state and tribal wetland program development. Grants are used to develop new or refine existing state and tribal wetland programs in one or more of the following areas: monitoring and assessment, voluntary restoration and protection, regulatory programs including Section 401 certification, and wetland water quality standards.

Public Water System Supervision Grants

In FY 2018, the EPA requests \$71.2 million for Public Water System Supervision (PWSS) grants. These grants provide assistance to implement and enforce National Primary Drinking Water Regulations to ensure the safety of the Nation's drinking water resources and to protect public health. Through this funding, the EPA will build on current efforts to identify, prevent, and protect drinking water from known and emerging contaminants that potentially endanger public health. All these activities help address health based violations, water supply shortages, and provide operational efficiencies that protect the nation's infrastructure investment.

Underground Injection Control (UIC) Grants

In FY 2018, the EPA requests \$7.3 million for the Underground Injection Control (UIC) grants program. Grants are provided to states that have primary enforcement authority (primacy) to implement and maintain UIC programs. The requested funding allows for the implementation of the UIC program including for states and tribes to administer UIC permitting programs, provide program oversight, implementation tools, and public outreach, and ensure that injection wells are safely operated. In addition, the EPA will continue to process primacy applications and permit applications for Class VI geological sequestration wells. The EPA

Categorical Grants

directly implements the Class VI geologic sequestration program, as no states have received approval for Class VI primacy either through a state UIC program revision or through a new application from states without any UIC primary enforcement authority.

Tribal General Assistance Program Grants

In FY 2018, the EPA requests \$45.7 million in General Assistance Program (GAP) grants to provide tribes with a foundation to build their capacity to address environmental issues on Indian lands. This request will assist the EPA's partnership and collaboration with tribes to address environmental program responsibilities and challenges. Resources will support activities to help tribes transition from capacity development to program implementation, and support the development of EPA-Tribal Environmental Plans (ETEPs) to identify EPA and Tribal responsibilities for ensuring environmental and public health responsibilities in Indian country. The grants will assist Tribal governments in building environmental capacity to assess environmental conditions, utilize available federal and other information, and build and administer environmental programs tailored to their needs.

Pesticide Enforcement and Toxics Substances Compliance Grants

The FY 2018 request includes \$14.5 million to build environmental partnerships with states and tribes that strengthen their ability to address environmental and public health threats from pesticides and toxic substances. The compliance monitoring and enforcement state grants request consists of \$11.1 million for Pesticides Enforcement and \$3.4 million for Toxic Substances Compliance Grants.

State and Tribal compliance and enforcement grants will be awarded to assist in the implementation of compliance and enforcement provisions of the Toxic Substances Control Act (TSCA) and the Federal Insecticide, Fungicide, and Rodenticide Act (FIFRA). The Toxic Substance Compliance Grants fund activities which protect the public and the environment from hazards associated with exposure to polychlorinated biphenyls (PCBs), asbestos, and lead-based paint.

Under the Pesticides Enforcement Grant program, the EPA provides resources to states and Indian tribes to conduct FIFRA compliance inspections, take appropriate enforcement actions, and implement programs for farm worker protection. The program also sponsors training for state and Tribal inspectors through the Pesticide Inspector Residential Program (PIRT) and for state and Tribal managers through the Pesticide Regulatory Education Program (PREP).

These grants support state and Tribal compliance activities to protect the environment from harmful chemicals and pesticides.

Pesticides Program Implementation Grants

The FY 2018 request includes \$8.9 million for Pesticides Program Implementation grants. These resources will assist states, tribes, and partners with outreach, training, technical assistance, and implementation of various pesticide programs and issues including: pesticide worker safety, protection of endangered species and water sources, bed bug issues, pollinator protection, spray drift reduction and promotion of environmental stewardship approaches to pesticide use. The Pesticides Program Implementation grants help state programs stay current with changing requirements.

Environmental Information Grants

In FY 2018, the EPA requests \$6.7 million for the Environmental Information Exchange Network (EN) grant program. The EN grants provide funding to states, territories, federally recognized Indian tribes, and Tribal consortia to support their participation in the EN. These grants help EN partners acquire and develop the hardware and software needed to connect to the Network; use the EN to collect, report, access, and analyze the data they need with greater efficiency; and integrate environmental data across programs. In collaboration with the EPA, the states and tribes accept the EN as the standard approach for EPA and state data sharing. The grant program provides the funding to make this approach a reality. Specifically, grants

Categorical Grants

will be used to develop publishing services, develop desktop and mobile applications that can send and receive data via the network, expand the network to new priority data systems, transition network services to an EPA-hosted cloud-based node, increase data sharing among partners, bring electronic reporting into compliance with the Cross-Media Electronic Reporting Rule (CROMERR) using EPA hosted shared services as well as other priorities.

In FY 2018, the EPA will continue to collaborate with our state, local, and Tribal partners to achieve benefits that reach beyond the standardization and exchange of data. The EPA, states and tribes are making progress on implementing business processes and systems to reduce reporting burden on regulated facilities and improving effectiveness and efficiency of environmental protection programs. This work builds on the successful state/EPA collaboration with the Environmental Information Exchange Network, a partnership which is enabling the exchange and sharing of critical environmental data, leading to enhanced analysis of environmental conditions and improved decision-making. In FY 2018, the agency will adjust schedules and priorities to align with capacity.

Hazardous Waste Financial Assistance Grants

In FY 2018, the EPA requests \$69.7 million for Hazardous Waste Financial Assistance grants. Hazardous Waste Financial Assistance grants are used for the implementation of the Resource Conservation and Recovery Act (RCRA) hazardous waste program, which includes permitting, authorization, waste minimization, enforcement, and corrective action activities.

Brownfields Grants

In FY 2018, the EPA requests \$33.4 million for the Brownfields grant program that provides assistance to states and tribes to establish core capabilities and enhance their state and Tribal Brownfields response programs. These response programs address contaminated brownfields sites that do not require federal action but need assessment and/or cleanup before they can be ready for reuse. States and tribes may use grant funding under this program to develop a public record, create an inventory of brownfields sites, develop oversight and enforcement authorities, conduct public education and opportunities for public participation, develop mechanisms for approval of cleanup plans and certification that cleanup efforts are completed, capitalize a Revolving Loan Fund for brownfields-related work, purchase environmental insurance, develop tracking and management systems for land use, and conduct site specific activities such as assessments and cleanups at brownfields sites.

Clean Water State Revolving Fund (CWSRF) Resources

Drinking Water State Revolving Fund (DWSRF) Resources

State-by-State distribution of Actual and Estimated Obligations

Fiscal Years 2016 to 2018 – Dollars in Thousands

The following tables show state-by-state distribution of resources for EPA's two largest State and Tribal Grant Programs, the Clean Water State Revolving Fund and the Drinking Water State Revolving Fund.

SRF Obligations by State
Infrastructure Assistance:
Clean Water State Revolving Fund (SRF)
(Dollars in Thousands)

STATE	FY 2016 ACT. OBLIG.	FY 2017 EST. OBLIG.	FY 2018 EST. OBLIG.
Alabama	\$15,091	\$15,216	\$15,245
Alaska	\$8,077	\$8,144	\$8,160
American Samoa	\$7,320	\$7,375	\$7,389
Arizona	\$11,244	\$9,191	\$9,209
Arkansas	\$8,829	\$8,901	\$8,919
California	\$105,878	\$97,320	\$97,509
Colorado	\$10,795	\$10,885	\$10,906
Connecticut	\$16,573	\$16,670	\$16,703
Delaware	\$6,625	\$6,680	\$6,693
District of Columbia	\$6,625	\$6,680	\$6,693
Florida	\$45,911	\$45,932	\$46,022
Georgia	\$22,819	\$23,007	\$23,052
Guam	\$4,447	\$5,336	\$5,347
Hawaii	\$10,368	\$10,539	\$10,559
Idaho	\$6,625	\$6,680	\$6,693
Illinois	\$60,943	\$61,542	\$61,662
Indiana	\$32,525	\$32,794	\$32,858
Iowa	\$18,266	\$18,416	\$18,452
Kansas	\$12,182	\$12,283	\$12,306
Kentucky	\$17,177	\$17,319	\$17,352
Louisiana	\$14,836	\$14,959	\$14,988
Maine	\$10,447	\$10,533	\$10,554
Maryland	\$32,641	\$32,911	\$32,975
Massachusetts	\$45,821	\$46,200	\$46,290
Michigan	\$58,030	\$58,509	\$58,623
Minnesota	\$25,029	\$25,010	\$25,059
Mississippi	\$12,159	\$12,260	\$12,284
Missouri	\$37,413	\$37,722	\$37,796
Montana	\$6,625	\$6,680	\$6,693
Nebraska	\$6,845	\$6,960	\$6,974
Nevada	\$6,625	\$6,680	\$6,693
New Hampshire	\$13,487	\$13,598	\$13,625
New Jersey	\$55,150	\$55,606	\$55,714
New Mexico	\$8,174	\$6,680	\$6,693
New York	\$149,678	\$150,196	\$150,485
North Carolina	\$24,357	\$24,558	\$24,606
North Dakota	\$6,656	\$6,680	\$6,693
Northern Mariana Islands	\$3,402	\$3,427	\$3,434
Ohio	\$75,977	\$76,604	\$76,753
Oklahoma	\$11,435	\$10,994	\$11,015
Oregon	\$15,246	\$15,372	\$15,402
Pennsylvania	\$53,736	\$53,901	\$54,006
Puerto Rico	\$176	\$17,748	\$17,782
Rhode Island	\$9,062	\$9,137	\$9,155
South Carolina	\$13,826	\$13,940	\$13,967
South Dakota	\$6,625	\$6,680	\$6,693
Tennessee	\$7,320	\$19,767	\$19,806
Texas	\$61,685	\$62,194	\$62,316
Utah	\$7,111	\$7,170	\$7,184
Vermont	\$6,625	\$6,680	\$6,693
Virgin Islands, U.S.	\$4,435	\$4,280	\$4,289
Virginia	\$27,344	\$27,848	\$27,902
Washington	\$23,470	\$23,664	\$23,710
West Virginia	\$21,039	\$21,212	\$21,254
Wisconsin	\$36,486	\$36,787	\$36,859
Wyoming	\$6,625	\$6,680	\$6,693
Tribal Resources	\$11,552	\$30,000	\$30,000
Non-state Resouces	\$6,123 ¹	\$500 ²	\$500 ²
Sandy Supplemental	\$172 ³	\$0	\$0
TOTAL:	\$1,351,765	\$1,391,237	\$1,393,887

Notes:

1. Includes \$5.362 million for an Interagency Agreement with the Indian Health Service to provide services to increase basic sanitation access by providing wastewater infrastructure to Indian Tribes, \$703 thousand for American Iron and Steel Management and Oversight, and \$58 thousand for the Nebraska Loan and Grants Tracking system.
2. American Iron and Steel Management and Oversight. EPA is adjusting resource retention to more accurately reflect costs associated with AIS implementation as stipulated by WRRDA
3. Payroll attributed to the Disaster Relief Appropriations Act of 2013 (P.L.113-2).

SRF Obligations by State
Infrastructure Assistance:
Drinking Water State Revolving Fund (SRF)
(Dollars in Thousands)

STATE	FY 2016 ACT. OBLIG.	FY 2017 EST. OBLIG.	FY 2018 EST. OBLIG.
Alabama	\$15,876	\$15,994	\$16,025
Alaska	\$8,312	\$8,374	\$8,391
American Samoa	\$1,775	\$1,449	\$1,452
Arizona	\$20,950	\$15,119	\$15,149
Arkansas	\$12,719	\$12,814	\$12,839
California	\$79,420	\$78,797	\$78,944
Colorado	\$14,468	\$14,576	\$14,604
Connecticut	\$8,423	\$8,485	\$8,502
Delaware	\$8,312	\$8,374	\$8,391
District of Columbia	\$8,324	\$8,374	\$8,391
Florida	\$30,403	\$30,630	\$30,689
Georgia	\$18,123	\$18,258	\$18,294
Guam	\$3,703	\$3,731	\$3,738
Hawaii	\$16,672	\$8,374	\$8,391
Idaho	\$8,312	\$8,374	\$8,391
Illinois	\$34,630	\$34,948	\$35,015
Indiana	\$13,484	\$13,584	\$13,611
Iowa	\$12,382	\$12,525	\$12,550
Kansas	\$9,473	\$9,544	\$9,563
Kentucky	\$12,941	\$13,038	\$13,063
Louisiana	\$11,396	\$11,481	\$11,504
Maine	\$8,312	\$8,374	\$8,391
Maryland	\$14,108	\$14,213	\$14,241
Massachusetts	\$15,451	\$15,567	\$15,597
Michigan	\$25,873	\$26,066	\$26,117
Minnesota	\$14,875	\$14,985	\$15,015
Mississippi	\$8,607	\$8,671	\$8,688
Missouri	\$16,781	\$16,906	\$16,939
Montana	\$8,312	\$8,374	\$8,391
Nebraska	\$8,175	\$8,374	\$8,391
Nevada	\$11,854	\$11,943	\$11,966
New Hampshire	\$8,312	\$8,374	\$8,391
New Jersey	\$15,815	\$15,933	\$15,964
New Mexico	\$9,421	\$8,374	\$8,391
New York	\$41,590	\$40,197	\$40,275
North Carolina	\$19,449	\$19,594	\$19,632
North Dakota	\$8,312	\$8,374	\$8,391
Northern Mariana Islands	\$3,208	\$3,232	\$3,238
Ohio	\$23,107	\$23,279	\$23,324
Oklahoma	\$13,919	\$13,493	\$13,519
Oregon	\$11,815	\$11,894	\$11,918
Pennsylvania	\$26,578	\$26,776	\$26,828
Puerto Rico	\$0	\$8,374	\$8,391
Rhode Island	\$8,312	\$8,374	\$8,391
South Carolina	\$8,312	\$8,374	\$8,391
South Dakota	\$8,312	\$8,374	\$8,391
Tennessee	\$8,312	\$8,374	\$8,391
Texas	\$60,104	\$60,552	\$60,668
Utah	\$8,674	\$8,738	\$8,756
Vermont	\$8,312	\$8,374	\$8,391
Virgin Islands, U.S.	\$4,120	\$4,151	\$4,158
Virginia	\$13,776	\$13,874	\$13,901
Washington	\$18,553	\$18,691	\$18,727
West Virginia	\$8,354	\$8,374	\$8,391
Wisconsin	\$14,496	\$14,604	\$14,633
Wyoming	\$8,312	\$8,374	\$8,391
Tribal Resources	\$8,156	\$20,000	\$20,000
Non-state Resources	\$5,366 ¹	\$4,154 ²	\$4,158 ³
Sandy Supplemental Lead Infrastructure	\$67 ⁴ \$0	\$0 \$100,000 ⁵	\$0 \$0
TOTAL:	\$855,510	\$961,592	\$863,233

Notes:

- Includes \$1.140 million in UCMR set aside, \$366 thousand for American Iron and Steel Management and Oversight, \$3.547 million for an Interagency Agreement with the Indian Health Service to increase basic drinking water access to Indian Tribes, \$311 thousand for the Nebraska Loan and Grants Tacking System, and \$2 thousand for surface water treatment training for the Kansas Department of Health and Environment.
- Includes \$2 million for UCMR set aside and \$2.154 million for American Iron and Steel Management and Oversight.
- Includes \$2 million for UCMR set aside and \$2.158 million for American Iron and Steel Management and Oversight.
- Payroll attributed to the Disaster Relief Appropriations Act of 2013 (P.L.113-2).
- Section 196 (a) of P.L. 114-254 provided an additional one-time \$100 million to address lead infrastructure in communities with declared emergencies relating to public health threats associated with lead in drinking water. The full amount was allocated to Flint, MI.

Infrastructure / STAG Project Financing

Infrastructure and Special Projects Funds

The FY 2018 President's Budget requests a total of \$2.36 billion for the EPA's Infrastructure programs, including the State Revolving Funds (SRFs), Diesel Emissions Reduction Act grants, and Brownfields Projects, in the State and Tribal Assistance Grant (STAG) account, in addition to the WIFIA program.

With funds provided to the SRFs and technical assistance funding through EPA's operating programs in FY 2018, the EPA will continue its effort to build the capacity of local utilities, private investors, and existing state programs to expand their contribution to the array of funding options to meet future infrastructure needs. Infrastructure and targeted project funding under the STAG appropriation provides financial assistance to states, municipalities, interstates, and tribal governments to fund a variety of drinking water, wastewater, air, and brownfields environmental projects. These funds help fulfill the federal government's commitment to help our state, tribal, and local partners comply with federal environmental requirements to ensure public health and revitalize contaminated properties.

By providing STAG funds to capitalize SRF programs, the EPA enables the states to provide low-cost loans to municipalities for infrastructure construction. All drinking water and wastewater projects are funded based on state developed priority lists. Through SRF set-asides, grants are available to Indian tribes and U.S. territories for infrastructure projects. The resources included in this budget will enable the agency, in conjunction with the EPA's state, local, and tribal partners, to achieve important goals.

Capitalizing Clean Water and Drinking Water State Revolving Funds

The Clean Water and Drinking Water State Revolving Fund programs demonstrate a true partnership between states, localities, and the federal government. These programs provide federal financial assistance in the form of capitalization grants to states to protect the nation's water resources. These funds are used for the construction of drinking water and wastewater infrastructure and treatment facilities. The state revolving funds are two important elements of the nation's substantial investment in sewage treatment and drinking water systems, which provide Americans with significant benefits in the form of reduced water pollution and safe drinking water.

This federal investment also will support the continued work of the SRFs in ensuring that small and underserved communities have tools available to help address their pressing water infrastructure and other water quality needs. Many small systems face significant investment needs critical for the public health and environmental safety of the towns and cities they serve. The EPA will focus on issues such as: financial planning for future infrastructure investments (applications, exploring financing options, planning and design); expanding current work with states to identify additional financing opportunities for small communities; and enhancing collaboration with USDA on training, technical assistance, and funding opportunities for small communities.

The EPA will continue to provide financial assistance for wastewater and other water projects through the Clean Water State Revolving Fund (CWSRF). CWSRF projects include estuary, storm water, and sewer overflow projects. The dramatic progress made in improving the quality of wastewater treatment since the 1970s is a national success. In 1972, only 78.2 million people were served by secondary or advanced wastewater treatment facilities. As of 2012 (from the most recent Clean Watersheds Needs Survey), over 99 percent of Publicly Owned Treatment Works, serving 234 million people, use secondary treatment or better. Water infrastructure projects supported by the program contribute to direct ecosystem improvements by lowering the amount of nutrients and toxic pollutants in all types of surface waters.

The FY 2018 request includes \$1.394 billion in funding for the CWSRF. Total CWSRF funding available for loans from 1988 through June 2016 exceeds \$120 billion. This total includes loan repayments, state match

Infrastructure Financing

dollars, as well as other funding sources. The EPA estimates that for every federal dollar contributed, close to three dollars are available to municipalities to fund infrastructure projects.

The FY 2018 request includes \$863 million in funding for the DWSRF. Since its inception in 1997, the Drinking Water State Revolving Fund (DWSRF) program has made \$34.18 billion available to finance 12,881 infrastructure improvement projects nationwide, with an average of \$1.80 made available to localities for every \$1 of federal funds invested. The DWSRF helps address the costs of ensuring safe drinking water supplies and assists small communities in meeting their responsibilities.

The EPA will work to assist small and underserved communities with limited ability to repay loans. Through the Water Infrastructure and Resiliency Finance Center, the EPA will work to promote public private collaboration, and maintain an ongoing dialogue with the financial community to encourage investment in the water market as well as innovative financing.

Tribal communities are in need of assistance given their sanitation and drinking water infrastructure lags behind the rest of the country causing significant public health concerns. To help address this situation, EPA is requesting a tribal funding floor of two percent, or \$30 million for the CWSRF or \$20 million for the DWSRF, whichever is greater, of the funds appropriated in FY 2018.

For FY 2018, the EPA requests that not less than 10 percent but not more than 20 percent of the CWSRF funds and not less than 20 percent but not more than 30 percent of the DWSRF funds be made available to each state to be used to provide additional subsidy to eligible recipients in the form of forgiveness of principle, negative interest loans, or grants (or a combination of these). For FY 2018, the EPA will encourage states to utilize the subsidy to assist small drinking water systems with standards compliance.

The EPA focuses on working with federal partners, states, and communities to develop systems that employ effective utility management practices to build and maintain the level of technical, financial, and managerial capacity necessary to ensure long-term sustainability. This policy emphasizes the need to build on existing efforts to promote sustainable water infrastructure and to employ robust, comprehensive planning processes to deliver projects that are cost effective over their life cycle, resource efficient, and consistent with community sustainability goals. Through this policy, the EPA is helping to ensure that federal investments, policies, and actions support water infrastructure in efficient and sustainable locations to best aid existing communities, enhance economic competitiveness, and promote affordable neighborhoods. The policy encourages that Federal dollars provided through the SRFs will act as a catalyst for efficient system-wide planning and ongoing management of sustainable water infrastructure.

Water Infrastructure Finance and Innovation Fund

In FY 2018, the EPA will continue to fund Water Infrastructure and Finance Innovation Act (WIFIA) program. The FY 2018 request of \$20 million provides the necessary funds to provide WIFIA credit assistance to finance drinking water and wastewater infrastructure projects. The WIFIA program will accelerate investment in our nation's water and wastewater infrastructure by providing supplemental credit assistance to credit worthy nationally and regionally significant water projects. With \$20 million in appropriations, the EPA could potentially provide approximately \$1 billion in credit assistance and, when combined with other funding sources, help to finance an estimated \$2 billion in total infrastructure investment.¹ It is expected that entities with complex water and wastewater projects will be attracted to WIFIA and the EPA will work to provide assistance to a diverse set of projects.

Diesel Emissions Reduction Act Grants

The Diesel Emissions Reduction Act (DERA) program authorizes funding to provide immediate, cost-effective emission reductions from existing diesel engines through engine retrofits, rebuilds, and replacements; switching to cleaner fuels; idling reduction strategies; and other clean diesel strategies.

¹ This approximation is based on notional calculations. Subsidy cost is determined on a loan-by-loan basis.

Infrastructure Financing

Retrofitting or replacing older diesel engines reduces particulate matter (PM) emissions up to 95 percent, smog-forming emissions, such as hydrocarbons (HC) and nitrogen oxide (NOx), up to 90 percent, and greenhouse gases up to 20 percent in the upgraded vehicles with engine replacements. The FY 2018 President's Budget requests \$10 million in DERA funding to continue to reduce diesel emissions in communities and areas of highly concentrated diesel pollution. EPA will coordinate these diesel emissions reduction efforts with the Department of Transportation and the Department of Energy. The Volkswagen (VW) settlement includes an option to use trust funds for DERA projects. These resources, in addition to the EPA's appropriated funding for diesel retrofits and replacements, will provide robust support for diesel emissions reduction projects.

Brownfields Projects

The President's Budget requests \$69 million for Brownfields projects. With the FY 2018 request, the EPA plans to fund assessment cooperative agreements and direct cleanup cooperative agreements. The EPA also will support the assessment and cleanup of sites contaminated by petroleum or petroleum products and award an estimated \$3.0 million in environmental workforce development and job training grants.

In FY 2018, the funding provided is expected to result in the assessment of 1,300 brownfields properties, all of which are located in distressed communities. Using EPA grant dollars, the brownfields grantees will leverage 5,865 cleanup and redevelopment jobs and \$1.1 billion in cleanup and redevelopment funding, and 4,500 acres of Brownfields will be ready for reuse.

In FY 2018, the EPA will continue to foster federal, state, local, and public/private partnerships to return properties to productive economic use in communities.

Trust Funds

(Dollars in Millions)

Trust Funds Program	FY 2016 Enacted Budget ¹		FY 2017 Annualized CR		FY 2018 President's Budget	
	\$	FTE	\$	FTE	\$	FTE
Superfund ²	\$1,065	2,523	\$1,063	2,523	\$746	1,987
Inspector General (Transfers)	\$10	50	\$10	50	\$4	12
Research & Development (Transfers)	\$19	72	\$19	72	\$12	49
Superfund Total	\$1,094	2,645	\$1,092	2,645	\$762	2,048
LUST³	\$92	54	\$92	54	\$47	41
Trust Funds Total:⁴	\$1,186	2,708	\$1,184	2,699	\$809	2,089

¹ As part of the FY 2016 Consolidated Appropriations Act (P.L. 114-113), the EPA received \$27 million for cybersecurity activities, of which \$5.4 million was allocated to the Superfund Appropriation and \$21.6 million was allocated to the Environmental Program and Management Appropriation as part of the agency's FY 2016 Enacted Budget.

² FTE numbers include all direct and reimbursable Superfund employees, excluding Base Realignment and Closure.

³ EPA Grants for Prevention activities are included in the FY 2016 Enacted and the FY 2017 Annualized CR.

⁴ Trust Funds Total includes reimbursable FTE for Base Realignment and Closure as well as other Superfund reimbursable FTE. The FY 2016 enacted budget includes 9.0 reimbursable FTE for Base Realignment and Closure.

Superfund

In FY 2018, the President's Budget requests a total of \$762 million in discretionary budget authority and 2,048 FTE for Superfund. This funding level will address environmental and public health risks resulting from releases or threatened releases of hazardous substances associated with any emergency site, as well as over 13,071 active Superfund National Priorities List (NPL) and non-NPL sites. It also provides funding to pursue responsible parties for cleanup costs, preserving federal dollars for sites where there are no viable contributing parties. As of April 2017, there are 1,729 sites on the NPL. 1,189 sites (69 percent) are construction completed, 315 sites (18 percent) are undergoing cleanup construction, 221 sites (13 percent) are pending investigation, being investigated or designed, and 4 sites are deleted or deferred to another authority. The EPA will prioritize ongoing fund-lead investigation, design, and construction projects to bring human exposure and groundwater migration under control. A significant statutorily required post-construction activity is a Five-Year Review, which generally is necessary when hazardous substances remain on-site above levels that permit unrestricted use and unlimited exposure. In FY 2018, the EPA plans to conduct approximately 175-185 Five-Year Reviews.

Of the total funding requested for Superfund, \$516 million and 1,164 FTE are for Superfund cleanups which include the Superfund Remedial, Emergency Response and Removal, EPA Emergency Preparedness, and Federal Facilities programs. The Superfund program protects the American public and its resources by cleaning up sites which pose an imminent or long term risk of exposure and harm to human health and the environment. In FY 2018, the agency will continue to respond to emergency releases of hazardous substances, stabilizing sites, and mitigating immediate threats to keep our communities safe and healthy.

Trust Funds

The Superfund Remedial program will continue to maintain focus on completing projects at various stages in the response process and endeavor to maximize the use of site-specific special accounts. Special account funds may not be used for sites or uses not specified in the settlement agreement, and as a result both special account resources and annually appropriated resources are critical to the Superfund program.

Of the total funding requested, \$99.89 million and 564.4 FTE are for Superfund enforcement-related activities. One of the Superfund program's primary goals is to have responsible parties pay for and conduct cleanups at abandoned or uncontrolled hazardous waste sites. In FY 2016, the EPA reached a settlement or took an enforcement action at 100 percent of non-federally owned Superfund sites with viable, liable parties.

CERCLA authorizes the agency to retain and use funds received pursuant to an agreement with a potentially responsible party (PRP) to carry out the purpose of that agreement. The EPA retains such funds in special accounts and uses them to finance site-specific CERCLA response actions in accordance with the settlement agreement, including, but not limited to, investigations, construction and implementation of the remedy, post-construction activities, and oversight of PRPs conducting the cleanup. Through the use of special accounts, the EPA ensures responsible parties pay for cleanup so that the annually appropriated resources from the Superfund Trust Fund are conserved for sites where no viable or liable PRPs have been identified. The use of special account funding is limited by the terms of the settlement agreements. Since the inception of special accounts through the end of FY 2016, the EPA has collected more than \$6.5 billion from PRPs and earned approximately \$446.1 million in interest. In addition, for those sites that had no additional work planned or costs to be incurred by the EPA, the EPA has transferred approximately \$29.1 million to the Superfund Trust Fund for future appropriation by Congress. As of the end of FY 2016, approximately \$3.2 billion has been disbursed to finance site response actions and approximately \$464.6 million has been obligated but not yet disbursed. Of the special account funds made available through the end of FY 2016, approximately 53 percent have been disbursed or obligated for response actions at sites and plans have been developed to guide the future use of the remaining 47 percent of special account funds.

The EPA's Homeland Security work is a component of the federal government's prevention, protection, and response activities. The FY 2018 President's Budget requests \$14.98 million within the Hazardous Substance Superfund Account to: maintain capability to respond to incidents that may involve harmful chemical, biological, and radiological (CBR) substances; develop and maintain agency expertise and operational readiness for all phases of consequential management following a CBR incident; and conduct CBR training for agency responders to improve CBR preparedness.

The FY 2018 President's Budget also includes resources to support agency-wide resource management and control functions. This includes essential infrastructure, contract and grant administration, financial accounting, and other fiscal operations. Appropriated resources support both the activities accomplished with special accounts and those funded with annual appropriations.

In addition, the agency provides funds for Superfund program research and for auditing. The President's Budget requests \$12 million and 49 FTE to be transferred to Research and Development. Research will enable the EPA's Superfund program to accelerate scientifically defensible and cost-effective decisions for cleanup at complex contaminated Superfund sites and support the development of decontamination techniques for a wide-area CBR event. The Superfund research program is driven by program needs to reduce the cost of cleaning up Superfund sites, improve the efficiency of characterizing and remediating sites, identify effective remediation technologies, and reduce the scientific uncertainties for improved decision-making at Superfund sites. The President's Budget also requests \$4 million and 12 FTE to be transferred to the Inspector General for program auditing.

Leaking Underground Storage Tanks

The FY 2018 President's Budget requests \$47 million and 41 FTE for the Leaking Underground Storage Tank (LUST) Trust Fund program. The agency, working with states and tribes, addresses public health and environmental threats from releases through cleanup activities. As required by law (42 U.S.C. 6991c(f)),

Trust Funds

not less than 80 percent of LUST funds appropriated to cleanup will be used for reasonable costs incurred under cooperative agreements with any state to carry out related purposes.

The LUST Trust Fund financing tax was extended by Congress through September 30, 2022 in the Fixing Americas Surface Transportation Act (FAST Act). While tank owners and operators are liable for the cost of cleanups at leaking underground storage tank sites for which they have responsibility, EPA and State regulatory agencies are not always able to identify responsible parties and sometimes responsible parties are no longer financially viable or have a limited ability to pay. In those cases, the cost of the site cleanup is distributed among fuel users through a targeted fuel tax, which is available for appropriation from Congress to support leak prevention and the cleanup of sites addressed under the LUST program. For FY 2016, the Trust Fund received more than \$202 million in tax receipts.

Eliminated Programs

Eliminated Program Projects

Alternative Dispute Resolution (FY 2016 Enacted: \$1.720 M, 6.7 FTE)

This program provides alternative dispute resolution (ADR) services to the EPA Headquarters, the EPA Regional Offices, and external stakeholders. This funding level eliminates the centralization of conflict prevention and ADR program. Programs across the agency may pursue ADR support services and training individually.

Beach / Fish Programs (FY 2016 Enacted: \$1.982 M, 3.8 FTE)

This program provides science, guidance, technical assistance and nationwide information to state, Tribal, and federal agencies on the human health risks associated with eating locally caught fish/shellfish or wildlife with excessive levels of contaminants, as well as beach monitoring and notification programs. The agency will encourage states to continue this work within ongoing core programs.

Categorical Grant: Beaches Protection (FY 2016 Enacted: \$9.549 M, 0.0 FTE)

Grants authorized under the Beach Act support continued development and implementation of coastal recreational water monitoring and public notification programs. After over 17 years of technical guidance and financial support, state and local governments now have the technical expertise and procedures to continue beach monitoring without federal support.

Categorical Grant: Lead (FY 2016 Enacted: \$14.049 M, 0.0 FTE)

The program provides support to authorized state and tribal programs that administer training and certification programs for lead paint professionals and contractors. Lead paint certification will continue under the Chemical Risk Review Reduction program.

Categorical Grant: Multipurpose Grants (FY 2016 Enacted: \$21.000 M, 0.0 FTE)

This program provides grants to states and tribes to assist with the implementation activities that complement environmental programs. States can continue to fund work through the EPA's core grant programs and statutes. The agency will work with states to target funds to address their priorities.

Categorical Grant: Nonpoint Source (Sec. 319) (FY 2016 Enacted: \$164.915 M, 0.0 FTE)

This program provides grants to assist states and tribes in implementing approved elements of Nonpoint Source Programs including: regulatory and non-regulatory programs, technical assistance, financial assistance, education, training, technology transfers, and demonstration projects. The agency will continue to coordinate with the United States Department of Agriculture on targeting funding where appropriate to address nonpoint sources.

Categorical Grant: Pollution Prevention (FY 2016 Enacted: \$4.765 M, 0.0 FTE)

The Pollution Prevention (P2) program is a tool for advancing environmental stewardship by federal, state and Tribal governments, businesses, communities and individuals. In FY 2018 the EPA will focus its resources on core environmental work.

Categorical Grant: Radon (FY 2016 Enacted: \$8.051 M, 0.0 FTE)

The program provides funding for the development of state radon programs and disseminates public information and educational materials. The program also provides information on equipment training, data storage and management, and toll-free hotlines. For over 29 years the EPA's radon program has provided important guidance and significant funding to help states establish their own programs.

Eliminated Programs

Categorical Grant: Underground Storage Tanks (FY 2016 Enacted: \$1.498 M, 0.0 FTE)

The program provides funding for petroleum and hazardous substance release prevention and detection activities including: compliance assistance, state program approvals, and technical equipment reviews and approvals. States could elect to maintain core program work with state resources rather than federal.

Endocrine Disruptors (FY 2016 Enacted: \$7.553 M, 8.9 FTE)

The program develops and validates scientific test methods for the routine, ongoing evaluation of pesticides and other chemicals to determine their potential interference with normal endocrine system function. The ongoing functions of the program can be absorbed into the pesticides program.

Environmental Education (FY 2016 Enacted: \$8.702 M, 11.1 FTE)

This program promotes delivery of environmental education through science-based methodologies that promote public engagement. In recognition of the significant guidance and financial support the EE program has provided to non-profit organizations, local education agencies, universities, community colleges, and state and local environmental agencies, funding for some of the environmental stewardship activities could be leveraged at the state or local level.

Environmental Justice (FY 2016 Enacted: \$7.282 M, 40.3 FTE)

The program provides support to address environmental and human health concerns in minority, low-income, Tribal, and other communities. Environmental Justice will continue to be supported in the work done at the EPA, when applicable. EJ work impacting the entire agency will be incorporated into future policy work within the Integrated Environmental Strategy program, which is a part of the EPA's Office of the Administrator

Geographic Program: Chesapeake Bay (FY 2016 Enacted: \$73.000 M, 39.9 FTE)

The program includes the States of Delaware, Maryland, New York, Virginia, Pennsylvania, West Virginia, the District of Columbia, the Chesapeake Bay Commission, the EPA, and other federal partners working together to protect and restore the Chesapeake Bay's ecosystem. The EPA will encourage the six Chesapeake Bay states and Washington D.C. to continue to make progress in restoring the Bay from within core water programs.

Geographic Program: Gulf of Mexico (FY 2016 Enacted: \$4.482 M, 14.3 FTE)

The program is a partnership of the five Gulf states, Gulf coastal communities, citizens, nongovernmental organizations, and federal agencies working together to initiate cooperative actions by public and private organizations to achieve specific environmental results. The EPA will encourage the five Gulf of Mexico states to continue to make progress in restoring the Gulf of Mexico from within core water programs.

Geographic Program: Lake Champlain (FY 2016 Enacted: \$4.399 M, 0.0 FTE)

The program creates a pollution prevention, control, and restoration plan for protecting the Lake Champlain Basin. The EPA will encourage New York and Vermont to continue to make progress in restoring Lake Champlain from within core water programs.

Geographic Program: Long Island Sound (FY 2016 Enacted: \$3.940 M, 0.0 FTE)

The program supports the implementation of the Comprehensive Conservation and Management Plan for the Long Island Sound National Estuary Program. The EPA will encourage Long Island Sound states and local entities to continue to make progress in restoring the Sound from within core water programs.

Geographic Program: Other (FY 2016 Enacted: \$7.393 M, 4.9 FTE)

The program provides funding to develop and implement community-based approaches to mitigate diffuse sources of pollution and cumulative risk for geographic areas including: Lake Pontchartrain, Southeastern New England Estuary (SNEE), and the Columbia River Basin. The EPA will encourage states and local entities to continue to make progress in restoring these major aquatic ecosystems from within core water programs.

Eliminated Programs

Geographic Program: Puget Sound (FY 2016 Enacted: \$28.000 M, 6.0 FTE)

The program works to protect and restore the Puget Sound, focusing on environmental activities consistent with the State of Washington's 2020 Puget Sound Action Agenda. The EPA will encourage state, tribal, and local entities to continue to make progress in restoring the Puget Sound from within core water programs.

Geographic Program: San Francisco Bay (FY 2016 Enacted: \$4.819 M, 1.9 FTE)

The program is aimed at protecting and restoring water quality and ecological health of the San Francisco Bay estuary through partnerships, interagency coordination, and project grants. The EPA will encourage the state of California and local entities to continue to make progress in restoring the San Francisco Bay from within core water programs.

Geographic Program: South Florida (FY 2016 Enacted: \$1.704 M, 1.4 FTE)

The program leads special initiatives and planning activities in the South Florida region, which includes the Everglades and Florida Keys coral reef ecosystem. The EPA will encourage state, tribal, and local entities to continue to make progress in protecting and restoring sensitive aquatic ecosystems in South Florida from within core water programs.

Great Lakes Restoration (FY 2016 Enacted: \$300.000 M, 71.7 FTE)

The EPA and 16 federal agencies develop and implement a Great Lake Restoration Initiative to restore and maintain the Great Lakes Basin Ecosystem. The EPA will encourage the eight Great Lakes states and tribal and local entities to continue to make progress in restoring the Great Lakes from within core water programs.

Homeland Security: Critical Infrastructure Protection (FY 2016 Enacted: \$11.489 M, 23.1 FTE)

This program involves the EPA activities that help protect the nation's public infrastructure from threats and intentional acts. Scientific exposure, hazard and risk data on hazardous chemicals is also provided to local communities to directly support chemical emergency planning, response, and prevention programs. The most critical program work will be performed in the S&T Preparedness, Response, and Recovery program.

Indoor Air: Radon Program (FY 2016 Enacted: \$3.082 M, 10.6 FTE)

Within this program, the EPA studies the health effects of radon, assesses exposure levels, sets an action level, provides technical assistance, and advises the public of steps they can take to reduce exposure to radon. For over 29 years the EPA's radon program has provided important guidance and significant funding to help states establish their own programs.

Infrastructure Assistance: Alaska Native Villages (FY 2016 Enacted: \$20.000 M, 0.0 FTE)

The program supports wastewater and drinking water infrastructure projects in Alaska Native and rural villages. The State Revolving Funds are a source of infrastructure funding that can continue to fund water system improvements in Alaska.

Infrastructure Assistance: Mexico Border (FY 2016 Enacted: \$10.000 M, 0.0 FTE)

The program provides for the planning, design, and construction of water and wastewater treatment facilities along the U.S. Mexico border. The State Revolving Funds are a source of infrastructure funding that can continue to fund water system improvements in U.S. communities along the border.

LUST Prevention (FY 2016 Enacted: \$25.369 M, 0.0 FTE)

The program provides resources to states, tribes, territories, and intertribal consortia for their Underground Storage Tank (UST) programs, with a focus on inspections, enforcement, development of leak prevention regulations, and other program infrastructure. States could elect to maintain core program work with state resources rather than federal.

Marine Pollution (FY 2016 Enacted: \$10.161 M, 37.4 FTE)

The program funds the implementation of regulatory and support activities relating to ocean discharges and related marine ecosystem protection activities. The EPA will seek opportunities to continue to meet statutory mandates through the core national water program.

Eliminated Programs

National Estuary Program / Coastal Waterways (FY 2016 Enacted: \$26.723 M, 43.6 FTE)

The program works to restore the physical, chemical, and biological integrity of estuaries and coastal watersheds. The EPA will encourage states to continue this work and continue to implement conservation management plans.

Pollution Prevention Program (FY 2016 Enacted: \$13.140 M, 58.1 FTE)

The program promotes environmentally sound business practices and the development of safer (green) chemicals, technologies, and processes. Partners can continue the best practices that have been shared through this program and continue efforts aimed at reducing pollution.

Radiation: Protection (FY 2016 Enacted: \$12.263 M, 59.1 FTE)

This program includes activities for radiation clean up; federal guidance; risk modeling; radiation air toxics; naturally-occurring radioactive material; radiation waste management; radioactive and mixed waste operations and measurements, and radiation lab-related infrastructure expenses. The EPA will explore alternatives to continue to meet its statutory obligation to implement its regulatory oversight responsibilities for Department of Energy (DOE) activities at the Waste Isolation Pilot Plant (WIPP) facility. The EPA also will explore alternatives for its requirement under the Atomic Energy Act to establish health and environmental protection standards for exposures to radiation.

RCRA: Waste Minimization & Recycling (FY 2016 Enacted: \$8.849 M, 51.0 FTE)

The program establishes a framework for redirecting materials away from disposal and towards beneficial uses, such as composting food waste, increasing the recycling of electronics, and reducing waste from federal facilities. The EPA will focus its resources on core environmental work.

Reduce Risks from Indoor Air (FY 2016 Enacted: \$13.942 M, 40.7 FTE)

This program addresses indoor environmental asthma triggers, such as secondhand smoke, dust mites, mold, cockroaches and other pests, household pets, and combustion byproducts through a variety of outreach, education, training and guidance activities. This is a mature program where states have technical capacity to continue this work.

Regional Science and Technology (FY 2016 Enacted: \$1.532 M, 2.0 FTE)

The program supplies laboratory analysis, field monitoring and sampling, and builds Tribal capacity for environmental monitoring and assessment. Central approach will be replaced with ad hoc efforts.

Science Policy and Biotechnology (FY 2016 Enacted: \$1.174 M, 5.4 FTE)

The Scientific Advisory Panel (SAP) organizes and conducts reviews (typically six to ten each year) by independent, outside scientific experts of science documents, science policies, and/or science programs that relate to the EPA's pesticide and toxic program activities. Statutory requirements will be absorbed by the pesticides and toxics programs.

Small Minority Business Assistance (FY 2016 Enacted: \$1.670 M, 8.9 FTE)

This program provides technical assistance to small businesses, headquarters, and regional office employees to ensure that small minority businesses, and minority academic institutions receive a fair share of the EPA's procurement dollars and grants, where applicable. The agency will integrate its resources for Small and Disadvantaged Business activities under the Small Business Ombudsman program.

Stratospheric Ozone: Multilateral Fund (FY 2016 Enacted: \$8.928 M, 0.0 FTE)

This program promotes international compliance with the Montreal Protocol by financing the incremental cost of converting existing industries in developing countries to cost-effective ozone friendly technology. The EPA will continue domestic ozone-depleting substances reduction work.

Targeted Airshed Grants (FY 2016 Enacted: \$20.000 M, 0.0 FTE)

This program offers competitive grants to reduce air pollution in the top five most polluted nonattainment areas relative to annual ozone or PM_{2.5}. This program is regional in nature, and affected states can continue to fund work through the EPA's core air grant programs and statutes.

Eliminated Programs

Toxic Substances: Lead Risk Reduction Program (FY 2016 Enacted: \$13.275 M, 72.8 FTE)

The program addresses exposure to lead from lead-based paint through regulations, certification, and training programs and public outreach efforts. Lead paint certifications will continue under Chemical Risk Review Reduction program. Other forms of lead exposure are addressed through other targeted programs such as SRF's to replace lead pipes.

Trade and Governance (FY 2016 Enacted: \$5.907 M, 18.0 FTE)

This program promotes trade related activities focused on sustaining environmental protection while growing the economy. In FY 2018 the EPA will focus its resources on core statutory work.

U.S. Mexico Border (FY 2016 Enacted: \$3.063 M, 14.7 FTE)

The program addresses environmental protection of the U.S Mexico border in partnership with the ten (10) Border States, U.S. Tribal government, and the Government of Mexico. This program is eliminated as part of the effort to limit federal investment in lower priority activities and to focus resources on core environmental work under core statutes.

Water Quality Research and Support Grants (FY 2016 Enacted: \$26.800 M, 4.0 FTE)

The program focuses on the development and application of water quality criteria, the implementation of watershed management approaches, and the application of technological options to restore and protect water bodies. States have the ability to develop technical assistance plans for their water systems using Public Water System Supervision funds and set-asides from the Drinking Water State Revolving Fund (DWSRF).

Eliminated Sub-Program Projects

Greenhouse Gas Reporting (FY 2016 Enacted: Estimated \$66.000 M)

Eliminated 15 voluntary partnership programs as part of the Administration's commitment to return EPA to its core work. Certification programs like Energy Star have been and continue to be successfully administered by non-governmental entities like industry associated and consumer groups. The eliminated sub-programs are as follows:

AgSTAR, Center for Corporate Climate Leadership, Coalbed Methane Outreach Program (CMOP), Combined Heat & Power Partnership (CHPP), ENERGY STAR, Global Methane Initiative, GreenChill Partnership, Green Power Partnership (GPP), Landfill Methane Outreach Program (LMOP), Natural Gas STAR, Responsible Appliance Disposal Program (RAD), SF6 Reduction Partnership for Electric Power Systems (EPS), SmartWay, State and Local Climate Energy Program, and Voluntary Aluminum Industrial Partnership (VAIP).

Global Change Research (Research: AE) (FY 2016 Enacted: \$19.405 M, 47.3 FTE)

The program develops scientific information that supports policy makers, stakeholders, and society at large as they respond to climate change. This elimination prioritizes activities that support decision-making related to core environmental statutory requirements.

Office of Public Engagement (Executive Management) (FY 2016 Enacted: \$1.795 M, 12.0 FTE)

The Office of Public Engagement leads and coordinates EPA programs to promote environmental literacy.

STAR Research Grants (Research: AE, CSS, SSWR, SHC) (FY 2016 Enacted: \$39.058 M, 0.0 FTE)

The Science to Achieve Results, or STAR, funds research grants and graduate fellowships in environmental science and engineering disciplines through a competitive solicitation process and independent peer review. EPA will prioritize activities that support decision-making related to core environmental statutory requirements, as opposed to extramural activities. Note that this total includes \$3.533 million of Global Change Research funding.

WaterSense (Surface Water Protection) (FY 2016 Enacted: \$3.075 M, 8.0 FTE)

WaterSense is a voluntary partnership program to label water-efficient products as a resource for helping to reduce water use.

Major Program Changes

EPM Greenhouse Gas Reporting (Formerly Climate Protection Program)

(FY 2017 Annualized CR: \$95.255 M, FY 2018 PB: \$13.580 M, FY 2018 Change: -\$81.675 M)

In FY 2018, under this program the EPA will continue to implement the Greenhouse Gas Reporting program, and will work to complete the annual Inventory of U.S. Greenhouse Emissions and Sinks in order to fulfill U.S. obligations under the Framework Convention on Climate Change (FCCC). Fifteen voluntary climate-related partnership programs were eliminated and are outlined in the "Eliminated Programs" section.

Diesel Emissions Reduction Act (DERA) Grant Program

(FY 2017 Annualized CR: \$49.905 M; FY 2018 PB: \$10.000 M, FY 2018 Change: -\$39.905 M)

This program provides, cost-effective emission reductions from existing diesel engines through engine retrofits, rebuilds, and replacements; switching to cleaner fuels; idling reduction; and other clean diesel strategies. The Volkswagen (VW) settlement includes an option to use trust funds for DERA projects. These resources, in addition to the EPA's appropriated funding for diesel retrofits and replacements, will provide robust support for diesel emission reduction projects.

Hazardous Substances and Superfund

LUST Cooperative Agreements

(FY 2017 Annualized CR: \$54.935 M; FY 2018 PB: \$38.840 M, FY 2018 Change: -\$16.095 M)

LUST funding supports states in managing, overseeing, and enforcing petroleum cleanups at LUST sites. Reduction reflects success of LUST cooperative agreement funding over the past decade to a position where states can now undertake a more primary responsibility.

RCRA: Waste Management

(FY 2017 Annualized CR: \$62.653 M; FY 2018 PB: \$41.146 M, FY 2018 Change: -\$21.507 M)

This program helps support the EPA and its state partners issue, update, maintain, and oversee RCRA controls for approximately 20,000 hazardous waste units (e.g., incinerators, landfills, and tanks) located at 6,600 treatment, storage, and disposal facilities. In FY 2018 the agency will prioritize work on polychlorinated biphenyls (PCBs) cleanup and disposal programs, while reducing support for technical assistance to stakeholders on solid waste management programs.

Superfund: Enforcement

(FY 2017 Annualized CR: \$150.342 M; FY 2018 PB \$94.418, FY 2018 Change: -\$55.924 M)

This program protects communities by ensuring that responsible parties conduct cleanups, preserving federal dollars for sites where there are no viable contributing parties. The program also ensures prompt site cleanup and reuse by maximizing the participation of liable and viable parties in performing and paying for cleanups. The merging of the Superfund Federal Facility Enforcement program into the Superfund Enforcement program to better optimize both programs will result in savings in FY 2018.

Superfund: Remedial

(FY 2017 Annualized CR: \$500.048 M; FY 2018 PB: \$341.803 M, FY 2018 Change: -\$158.245 M)

This program addresses many of the worst contaminated areas in the United States by conducting investigations and then implementing long term cleanup remedies, as well as overseeing response work conducted by potentially responsible parties (PRPs) at National Priority List (NPL) sites. The EPA will prioritize resources on NPL sites that present the highest risk to human health and the environment.

Toxic Substances: Chemical Risk Review and Reduction

(FY 2017 Annualized CR: \$61.243 M; FY 2018 PB: \$65.036 M, FY 2018 Change: +\$3.793 M)

The EPA has significant continuing and new responsibilities for ensuring that chemicals in commerce do not present unreasonable risks to human health or the environment. TSCA fee collections, set to begin in the second quarter of FY 2018, will fund 53.6 FTE that previously were funded by annual appropriations.

Major Program Changes

In FY 2018, the EPA will continue to support certifications activities to ensure safe work practices for lead-based paint abatement, renovation and repair efforts.

Enforcement and Compliance Assurance

Civil Enforcement

(FY 2017 Annualized CR: \$174.078 M; FY 2018 PB: \$143.295 M, FY 2018 Change: -\$30.783 M)

This program is responsible for maximizing compliance with 12 major environmental statutes, 28 distinct programs under those statutes, and numerous regulatory requirements under those programs which apply in various combinations to a universe of approximately 40 million regulated federal and private entities. In FY 2018, the EPA will focus the program's resources on direct implementation and oversight responsibilities and the most significant violations.

Better Prioritizing Research and Development

In FY 2018, the Office of Research and Development will prioritize activities directly tied to statutory requirements and inquiries into environmental and human health sciences. Extramural activities such as Science To Achieve Results (STAR) grants are eliminated due to duplicative programs in other federal agencies (such as the Department of Energy) (see more about STAR in the "Eliminated Programs" section). Research related to: Air and Energy; Chemical Safety and Sustainability; Safe and Sustainable Water Resources; and Sustainable and Healthy Communities is streamlined to achieve goals and objectives and prioritize the most important scientific research work to support the EPA's program offices.

Air and Energy

(FY 2017 Annualized CR: \$81.161 M; FY 2018 PB: \$30.592 M, FY 2018 Change: -\$50.569 M)

This research program provides scientific information to EPA Program and Regional Offices, supports the analysis of research data, publishes scientific journal articles to disseminate findings, and translates research results to inform communities and individuals about measures to reduce impacts of air pollution. (Totals do not include STAR grant resources).

Chemical Safety and Sustainability- Human Health Risk Assessment

(FY 2017 Annualized CR: \$40.368 M; FY 2018 PB: \$27.821 M, FY 2018 Change: -\$12.547 M)

This research program is focused on the science of assessments that inform decisions made by the EPA and its partners, including states and tribes. (Totals do not include STAR grant resources).

Chemical Safety and Sustainability- Other activities

(FY 2017 Annualized CR: \$82.888 M; FY 2018 PB: \$61.673 M, FY 2018 Change: -\$21.215 M)

This research program develops innovative and cost-effective approaches and tools to better inform decisions to reduce harmful effects of chemicals on human health and the environment. (Totals do not include STAR grant resources).

Safe and Sustainable Water Resources

(FY 2017 Annualized CR: \$102.132 M; FY 2018 PB: \$68.520 M, FY 2018 Change: -\$33.612 M)

This research program develops cost-effective, sustainable solutions to current, emerging, and long-term water resource challenges for complex chemical and microbial contaminants. (Totals do not include STAR grant resources).

Sustainable and Healthy Communities

(FY 2017 Annualized CR: \$141.110 M; FY 2018 PB: \$60.190M, FY 2018 Change: -\$80.920 M)

This research program develops and conducts research with a primary focus on; working with communities to develop comprehensive approaches to become more sustainable, and developing decision analysis methods, tools, models, data and metrics that support community sustainability. (Totals do not include STAR grant resources).

Categorical Grants

In FY 2018, the following categorical grant funding levels are adjusted in line with the broader strategy of streamlining environmental protection. This funding is focused on the EPA's core statutory requirements. The EPA will continue to offer flexibility to state and Tribal governments to manage their environmental programs as well as provide technical and financial assistance to achieve mutual environmental goals.

Hazardous Waste Financial Assistance

(FY 2017 Annualized CR: \$99.503 M; FY 2018 PB: \$69.652 M, FY 2018 Change: -\$29.851 M)

This grant program provides funding to implement the Resource Conservation and Recovery Act (RCRA). Through RCRA, the EPA and states protect human health and the environment by minimizing waste generation, preventing the release of millions of tons of hazardous wastes, and cleaning up land and water. This change in funding modifies timelines for reaching cleanup milestones, reviewing of facility data, cleanup plans, permit notifications, and assistance to Tribal communities.

Pollution Control (Sec. 106)

(FY 2017 Annualized CR: \$230.367 M; FY PB 2018: \$161.257 M, FY 2018 Change: -\$69.110 M)

This grant program provides federal assistance to states (including territories and the District of Columbia), tribes qualified under Clean Water Act Section 518(e), and interstate agencies to establish and maintain programs for the prevention and control of surface and groundwater pollution from point and nonpoint sources.

Public Water System Supervision

(FY 2017 Annualized CR: \$101.769 M; FY 2018 PB: \$71.238 M, FY 2018 Change: -\$30.531 M)

The program provides grants to states and tribes with primary enforcement authority (primacy) to implement and enforce the National Primary Drinking Water Regulations, as well as to build system capacity.

State and Local Air Quality Management

(FY 2017 Annualized CR: \$227.785 M; FY 2018 PB: \$159.450 M, FY 2018 Change: -\$68.335 M)

This program provides funding for state air programs, as implemented by multi-state, state, and local air pollution control agencies.

Tribal General Assistance Program

(FY 2017 Annualized CR: \$65.352 M; FY 2018 PB: \$45.746 M, FY 2018 Change: -\$19.606 M)

This program provides grants and technical assistance to tribes to cover costs of planning, developing, and establishing tribal environmental protection programs consistent with other applicable provisions of law administered by the EPA. The EPA expects tribes will need to reprioritize their planning and implementation efforts.

Other Major Changes

Homeland Security: Preparedness, Response, and Recovery

(FY 2017 Annualized CR: \$61.213 M; FY 2018 PB: \$39.054 M, FY 2018 Change: -\$22.159 M)

This program helps the EPA lead and support many aspects of preparing for and responding to a nationally significant incident involving possible chemical, biological, radiological, and nuclear (CBRN) agents, as mandated by the Executive Office of the President. In FY 2018 some resources have been restructured to meet EPA's responsibilities as the water Sector-Specific Agency (SSA) implementing specific statutory and Presidential directives relating to homeland security.

Acronyms

**Environmental Protection Agency
List of Acronyms**

AA	Assistant Administrator
ACE	Air, Climate, and Energy
ACRES	Assessment Cleanup and Redevelopment Exchange System
ADR	Alternative Dispute Resolution
AFS	Air Facility System
ANCR	Annual Non-Compliance Report
ARA	Assistant Regional Administrator
ARRA	American Recovery and Reinvestment Act
ATSDR	Agency for Toxic Substances and Disease Registry
B&F	Buildings and Facilities
BOSC	Board of Scientific Counselors
BRAC	Base Realignment and Closure
CAA	Clean Air Act
CAFE	Corporate Average Fuel Economy
CAIR	Clean Air Interstate Rule
CAP	Clean Air Partnership Fund
CASTNet	Clean Air Status and Trends Network
CBP	Customs and Border Protection
CBR	Chemical, Biological, Radiological
CBRN	Chemical, Biological, Radiological, and Nuclear
CCS	Carbon Capture and Storage
CCTI	Climate Change Technology Initiative
CEIS	Center for Environmental Information and Statistics
CERCLA	Comprehensive Environmental Response, Compensation, and Liability Act
CERFA	Community Environmental Response Facilitation Act
COOP	Continuity of Operations
CRRR	Chemical Risk Review and Reduction Program
CWA	Clean Water Act
CWAP	Clean Water Action Plan
CWS	Community Water Systems
CWSRF	Clean Water State Revolving Fund
DERA	Diesel Emissions Reduction Act
DHS	Department of Homeland Security
DOD	Department of Defense
DOE	Department of Energy
DOI	Department of the Interior
DWSRF	Drinking Water State Revolving Fund
E3	Economy, Energy and Environment Partnership
EDSP	Endocrine Disruptor Screening Program
EELC	E-Enterprise Leadership Council
EIS	Environmental Impact Statement
EJ	Environmental Justice
ELP	Environmental Leadership Project
EMAN	Electronic Hazardous Waste Manifest System
EMANF	Electronic Hazardous Waste Manifest System Fee Fund
EN	Enacted (Budget)
EO	Executive Order
EPAct	Energy Policy Act of 2005

Acronyms

EPM	Environmental Programs and Management
ERRS	Emergency Rapid Response Services
EU	European Union
FAN	Fixed Account Numbers
FASAB	Federal Accounting Standards Advisory Board
FFDCA	Federal Food, Drug, and Cosmetic Act
FIFRA	Federal Insecticide, Fungicide and Rodenticide Act
FTE	Full-Time Equivalent
GHG	Greenhouse Gas
GHGRP	Greenhouse Gas Reporting Program
GIS	Geographic Information System
HHRA	Human Health Risk Assessment
HHS	Department of Health and Human Services
HS	Homeland Security
HSWA	Hazardous and Solid Waste Amendments of 1984
IA	Interagency Agreements
IAQ	Indoor Air Quality
ICR	Information Collection Rule
IG	Inspector General
IPCC	Intergovernmental Panel on Climate Change
IPM	Integrated Pest Management
IRIS	Integrated Risk Information System
IRM	Information Resource Management
ISA	Integrated Science Assessments
LUST	Leaking Underground Storage Tanks
M&O	Management and Oversight
NAAEC	North American Agreement on Environmental Cooperation
NAAQS	National Ambient Air Quality Standards
NAFTA	North American Free Trade Agreement
NCEA	National Center for Environmental Assessment
NEA	Nuclear Energy Agency
NESCA	National Enforcement Strategy for Correction Action
NEP	National Estuary Program
NEPA	National Environmental Policy Act
NEPPS	National Environmental Performance Partnership System
NESHAP	National Emissions Standards for Hazardous Air Pollutants
NHTSA	National Highway Transportation Safety Administration
NIPP	National Infrastructure Protection Plan
NOA	New Obligation Authority
NOAA	National Oceanic and Atmospheric Administration
NPL	National Priority List
NPM	National Program Manager
NPS	Nonpoint Source
NRCS	National Resource Conservation Service
NVFEL	National Vehicle and Fuel Emissions Laboratory
OA	Office of the Administrator
OAM	Office of Acquisition Management
OAR	Office of Air and Radiation
OARM	Office of Administration and Resources Management
OCFO	Office of the Chief Financial Officer
OCHP	Office of Children's Health Protection
OCSP	Office of Chemical Safety and Pollution Prevention
OECA	Office of Enforcement and Compliance Assurance

Acronyms

OECD	Organization of Economic Cooperation and Development
OEI	Office of Environmental Information
OEM	Office of Emergency Management
OGC	Office of the General Counsel
OIG	Office of the Inspector General
OIL	Inland Oil Spill Programs
OITA	Office of International and Tribal Affairs
OLEM	Office of Land Emergency Management
OPA	Oil Pollution Act of 1990
OPAA	Office of Planning, Analysis, and Accountability
ORD	Office of Research and Development
OSRTI	Office of Superfund Remediation and Technology Innovation
OW	Office of Water
PB	President's Budget
PBTs	Persistent Bioaccumulative Toxins
PCBs	Polychlorinated Biphenyls
PC&B	Personnel, Compensation and Benefits
P2	Pollution Prevention
PM	Particulate Matter
PPIN	Pollution Prevention Information Network
PRIRA	Pesticide Registration Improvement Renewal Act
PWSS	Public Water System Supervision
RCRA	Resource Conservation and Recovery Act
RLF	Revolving Loan Fund
RPIO	Responsible Planning Implementation Office
RR	Reprogramming Request
SAP	Science Advisory Panel
SAB	Science Advisory Board
S&T	Science and Technology
SALC	Sub-allocation (level)
SARA	Superfund Amendments and Reauthorization Act of 1986
SBO	Senior Budget Officer
SDWA	Safe Drinking Water Act
SDWIS	Safe Drinking Water Information System
SERC	State Emergency Response Commission
SF	Hazardous Substance Superfund
SHC	Sustainable and Healthy Communities
SIP	State Implementation Plan
SNEE	Southern New England Estuaries
SPCC	Spill Prevention, Control and Countermeasure
SRF	State Revolving Fund
SSWR	Safe and Sustainable Water Resources
STAG	State and Tribal Assistance Grants
STAR	Science to Achieve Results
STAR METRICS	Science and Technology in America's Reinvestment-Measuring Effects of Research on Innovation, Competitiveness, and Science
STEM	Science, Technology, Engineering, and Mathematics
SWP	Source Water Protection
SWTR	Surface Water Treatment Rule
TIP	Tribal Implementation Plan
TRI	Toxic Release Inventory
TRIO	Taskforce on Research to Inform and Optimize
TSCA	Toxic Substances Control Act

Acronyms

UIC	Underground Injection Control
USDA	U.S. Department of Agriculture
UST	Underground Storage Tanks
WCF	Working Capital Fund
WF	Water Infrastructure Finance and Innovation Program
WHO	World Health Organization
WIFIA	Water Infrastructure Finance and Innovation Act
WIRFC	Water Infrastructure and Resiliency Finance Center
WTO	World Trade Organization



United States Environmental Protection Agency
www.epa.gov