



**CORPUS CHRISTI AIR-SHED  
ANNUAL OZONE ADVANCE REPORT  
May 2017 – May 2018**

*Prepared by Corpus Christi Air Quality Group*

*May , 2018*

## **EXECUTIVE SUMMARY**

The following report provides information about Corpus Christi air-shed air quality and the status of air quality planning efforts in Nueces and San Patricio counties.

This report is in accordance with the United States Environmental Protection Agency's (EPA) Ozone Advance Program requirements to provide an annual report covering air-shed air quality and air quality planning efforts over the past year. This report provides information on Ozone Advance Year 4 air quality status and air quality planning activities in the Corpus Christi air-shed and was prepared by the Corpus Christi Air Quality Group (Group). The Group is the organization that is formally representing the Corpus Christi air-shed's participation in the EPA's Ozone Advance Program. The Group is voluntary, unfunded and made up of a broad array of community leaders, agencies, industrial and small business representatives, news media, community citizens, and more. (Attachment 1).

Included in the report is information on the air-shed's current compliance with NAAQS for ozone and ozone trending over the last several years at both regulatory and research grade monitors. Also included in this report is a review of the air-shed boundaries and the locations of regulatory and research grade monitors. Information on activities performed over the last year and planned for in the upcoming year for air quality education, research and monitoring, alternative transportation infrastructure, alternative fuel use and infrastructure and emission reduction measures implemented by industrial, transportation, county and municipal entities and organizations is provided.

The Group appreciates the opportunity to participate in the EPA Ozone Advance Program and is pleased to report that the Corpus Christi air-shed remains in attainment of the 2015 NAQSS for ozone and that the area continues to experience a down-ward trend in ozone values as a result of our numerous voluntary reductions in the emissions of ozone precursors discussed in this report.

## Table of Contents

<b>EXECUTIVE SUMMARY .....</b>	<b>2</b>
<b>INTRODUCTION.....</b>	<b>5</b>
<b>Corpus Christi Air Quality Group Background .....</b>	<b>5</b>
<b>Corpus Christi Ozone Advance Goal.....</b>	<b>6</b>
<b>Applicable Standards.....</b>	<b>6</b>
<b>Corpus Christi Airshed Definition.....</b>	<b>6</b>
<b>Airshed Ozone NAAQS Status and Trending.....</b>	<b>7</b>
<b>PATH FORWARD COMMITTED EMISSIONS REDUCTION ACTIVITIES PERFORMED THROUGH MAY 2017– May 2018 (Year 4) .....</b>	<b>8</b>
<b>Establishment of Air Quality Education Program.....</b>	<b>8</b>
Air Quality Education Accomplishments for Year 4.....	8
Path Forward for Air Quality Education Efforts for Year 5.....	8
<b>Air Quality Curricula .....</b>	<b>8</b>
Air Quality Curricula Accomplishments During Year 4.....	8
Path Forward for Air Quality Curricula for Year 5.....	8
<b>Monitoring and Research .....</b>	<b>9</b>
Monitoring Accomplishments for Year 4.....	9
Research Accomplishments for Year 4.....	9
Path Forward for Monitoring and Research for Year 5.....	11
<b>Clean Fleet.....</b>	<b>11</b>
Clean Fleet Accomplishments for Year 4.....	12
Path Forward for Year 5 for Clean Fleet.....	13
<b>Use of IR Cameras .....</b>	<b>13</b>
Use of IR Camera Accomplishments for Year 4.....	13
Path Forward for Use of IR Cameras for Year 5.....	13
<b>Corpus Christi Army Depot (CCAD) Ozone Action Day Notifications .....</b>	<b>13</b>
CCAD Notification Accomplishments for Year 4.....	13
Path Forward for Ozone Notification for CCAD for Year 5.....	14
<b>Announcements of Federal and State Funding Opportunities .....</b>	<b>14</b>
Announcing Funding Opportunity Accomplishments for Year 4.....	14
Path Forward for Announcing Funding Opportunities for Year 5.....	14
<b>Production of Low Reid Vapor Pressure (LRVP) Gasoline .....</b>	<b>14</b>
Production of LRVP Gasoline Accomplishments for Year 4.....	14
Path Forward for Production of LRVP Gasoline for Year 5.....	14
<b>Operation of Public Use Compressed Natural Gas (CNG) Fueling Facilities.....</b>	<b>14</b>
Public Use CNG Fueling Facilities Accomplishments for Year 4.....	15
Path Forward for Public Use CNG Fueling Facilities for Year 5.....	15
<b>RTA Purchase of CNG Vehicles .....</b>	<b>15</b>
RTA Purchase of CNG and Electric Vehicles Accomplishments for Year 4.....	15

<b>MPO Assistance with Bicycle Transportation Planning</b> .....	<b>16</b>
MPO Assistance with Bicycle and Mobility Planning Accomplishments for Year 4.....	16
Path Forward for Bicycle and Mobility Planning for Year 5 .....	18
<b>Corpus Christi Air Quality Group Education Efforts</b> .....	<b>18</b>
Education Efforts Accomplished in Year 4.....	18
Path Forward for Education Efforts for Year 5 .....	19
<b>RTA Van Share Program</b> .....	<b>19</b>
Van Share Program Accomplishments for Year 4.....	19
<b>Bike Share Program</b> .....	<b>21</b>
<b>Electric Vehicle Infrastructure</b> .....	<b>21</b>
<b>Briefings</b> .....	<b>21</b>
<b>Stakeholder Initiatives Summary</b> .....	<b>21</b>

## **FIGURES AND TABLES**

<b>Figure 1: Map of Corpus Christi Air Shed (Nueces and San Patricio County)</b> .....	<b>5</b>
<b>Figure 2: Map of Regulatory and Research Monitors</b> .....	<b>6,8</b>
<b>Figure 3: Corpus Christi Ozone Design Trends at Regulatory Monitors</b> .....	<b>6,9</b>
<b>Figure 4: Corpus Christi Ozone Design Trends at Research Monitors</b> .....	<b>9</b>

## **ATTACHMENTS**

<b>Attachment 1:</b>	<b>Corpus Christi Air Quality Group Communication List</b>
<b>Attachment 2:</b>	<b>Clean Fleet Emissions Testing Event Summary</b>
<b>Attachment 3:</b>	<b>Clean Fleet Emissions Reductions Data</b>
<b>Attachment 4:</b>	<b>Pollution Prevention Partnership Education /Outreach Summary</b>
<b>Attachment 5:</b>	<b>Emission Reduction Surveys and Letters</b>

## **APPENDIXES**

<b>Appendix A:</b>	<b>Path Forward Letter</b>
<b>Appendix B:</b>	<b>Annual Report Year 1 Activities</b>
<b>Appendix C:</b>	<b>Annual Report Year 2 Activities</b>
<b>Appendix D:</b>	<b>Annual Report Year 3 Activities</b>

# **CORPUS CHRISTI OZONE ADVANCE PROGRAM**

## **ANNUAL REPORT MAY 2017 – APRIL 2018**

### **INTRODUCTION**

On December 15, 2012, the Corpus Christi Air Quality Group (Group) submitted a letter of intent to the Environmental Protection Agency (EPA) to participate in an Ozone Advance Program. In May 2014, the Group submitted a Path Forward Letter (Appendix A) to the EPA initiating Corpus Christi's participation in an Ozone Advance Program with the EPA. This Path Forward Letter identified voluntary emission reduction activities that would be undertaken over a two-year period; scheduled for completion in May of 2016. In May of 2015, the Group submitted a report to the EPA on Year 1 Ozone Advance activities that took place from May 2014 – April 2015 (Appendix B). In July of 2016, the Group submitted a report to the EPA on Year 2 Ozone Advance activities that took place from May 2015 – April 2016 (Appendix C). In June of 2017, the Group submitted a report to the EPA on Year 3 activities that took place from May of 2016 – May of 2017 (Appendix D). In addition to reporting on the Path Forward Letter committed voluntary emission reduction activities, each year's report included commitments that "look forward" to future years beyond the Path Forward committed activities and schedule.

The following is the annual report for the Corpus Christi Ozone Advance Year 4 activities. Year 4 activities include a continuation of the Path Forward Letter commitments as well as additional "looking forward" commitments that took place from May 2017– May 2018.

### **Corpus Christi Air Quality Group Background**

The Group was established in 1995 to address National Ambient Air Quality Standards (NAAQS) ozone attainment issues for the Corpus Christi airshed. The Group is made up of volunteers and does not have funding or staff. Participants in the Group include individuals from area municipal and county government, business and industry, local universities, public agencies, a regional planning organization, the military and the news media. The broad stakeholder representation within the Group works collaboratively to design and deliver effective strategies to maintain NAAQS for ozone that are suitable for the Corpus Christi area. The group meets quarterly and are open to the public. Each participant of the Group receives a meeting invitation and agenda, meeting notes that include meeting discussions and presentations, and group recommendations.

During the period of May 2017 – May 2018, the Group met on June 28, and October 31, 2017, and January 19, and April 18, 2018. Included in this report (Attachment 1) is a communication list for the Group.

## Corpus Christi Ozone Advance Goal

The goal of the Corpus Christi airshed participation in the Ozone Advance Program is to continue the area's successful history of maintaining healthy air quality and to encourage voluntary air emission reductions that keep Nueces County and San Patricio County in attainment with the NAAQS for ozone.

## Applicable Standards

The current NAAQS for ozone: the fourth highest daily maximum 8-hour average, averaged over the past three calendar years, may not exceed 70 ppb.

## Corpus Christi Airshed Definition

The Corpus Christi Urban airshed is made up of two adjoining counties in South Texas: Nueces County and San Patricio County. Nueces County and San Patricio County, (Figure 1) are defined by the EPA and the Texas Commission on Environmental Quality (TCEQ) as an urban airshed in which air emissions from sources in both counties interact to influence the level of ambient air pollution in the Corpus Christi community. Control of ambient air quality requires a strategy that considers sources of air emissions in both counties.

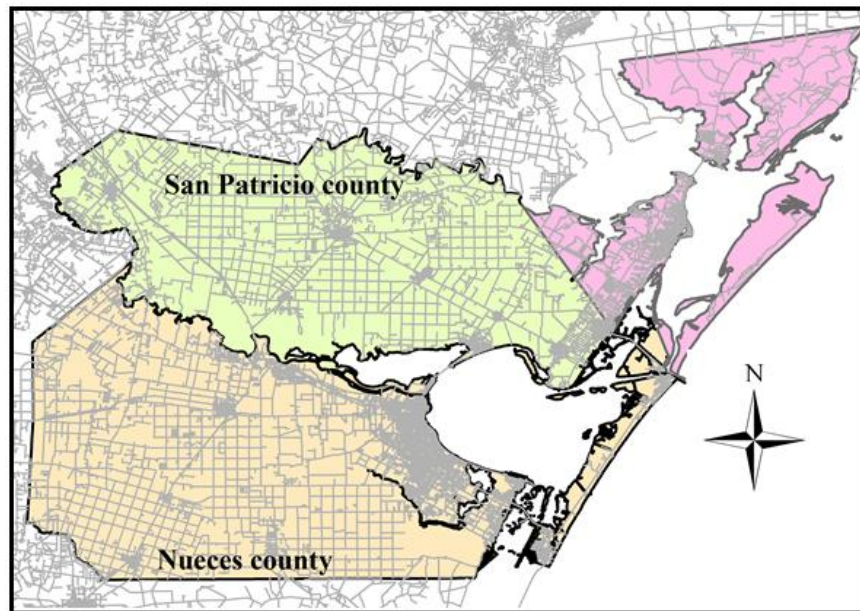


Figure 1: Map of Corpus Christi Urban Airshed

The region is a large urbanized area with a number of industrial point sources of air emissions and a concentration of mobile sources. The two counties are home to the nation's fourth busiest deep-water port with access to the Gulf of Mexico and the Gulf Intracoastal Waterway, and is home to a large industrial, manufacturing, and petrochemical complex, a major military base, oil and gas exploration activity, and a network of highways including an interstate highway system, railroads, and an airport that facilitate commerce and a thriving tourism industry.

## Airshed Ozone NAAQS Status and Trending

The TCEQ operates two Continuous Air Monitoring Stations (CAMS) in Corpus Christi: TCEQ CAMS 4, located at 902 Airport Road; and TCEQ CAMS 21, located at 9866 La Branch Street. TCEQ CAMS 4 and 21 are the regulatory monitors that determine Corpus Christi airshed's compliance with ozone NAAQS.

Additional ozone monitors for research purposes only are operated by Group participant and stakeholder Texas A&M University-Kingsville/University of North Texas (TAMUK/UNT) (Figure 2)

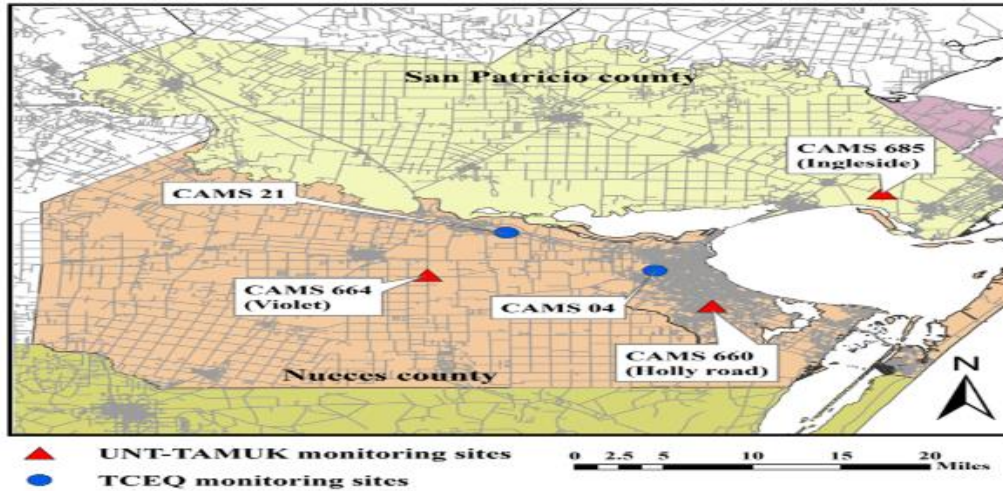


Figure 2: Map of TCEQ regulatory air monitor sites and TAMUK/UNT research monitor sites.

Currently, the airshed is in attainment of NAAQS for ozone at a 3-year average value using data from years 2015, 2016, and 2017 of 62 ppb at both CAMS 4 and CAMS 21 as of year-end 2017 and has experienced an overall decreasing trend in ozone values.

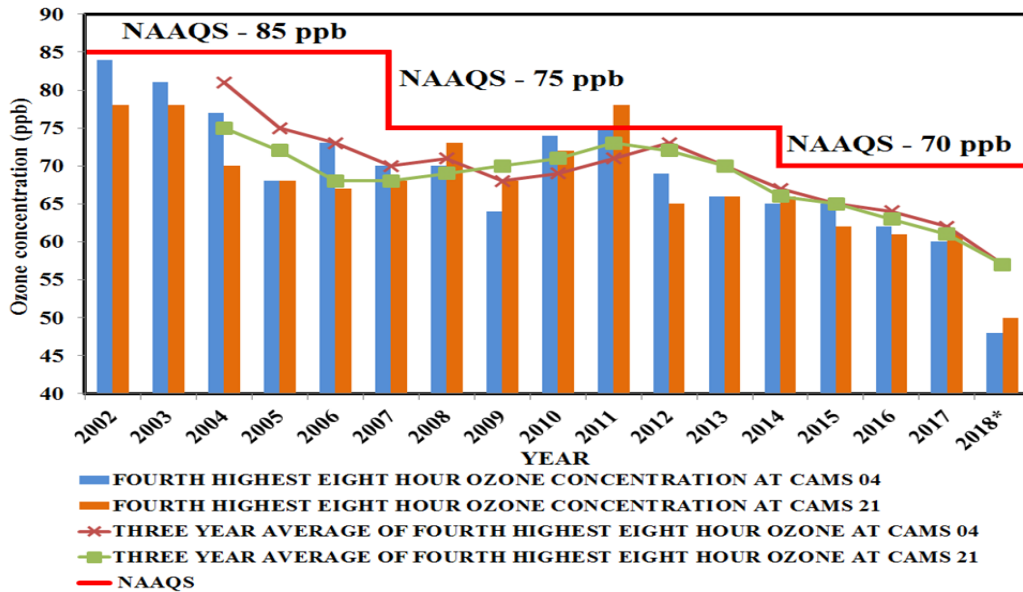


Figure 3: Corpus Christi Ozone Design Trends at TCEQ regulatory monitors CAMS 4 and CAMS 21

# **PATH FORWARD COMMITTED EMISSIONS REDUCTION ACTIVITIES PERFORMED THROUGH MAY 2017– May 2018 (Year 4)**

## **Establishment of Air Quality Education Program**

### Path Forward Air Quality Education for Year 4

The Chair will continue to work with stakeholders to provide no-cost education opportunities and outlets. The Facebook site, webpage, twitter communications, welcome packages and newsletter contents and distributions will be updated. The Chair will continue to review the EPA website found at <https://www.epa.gov/education> for resources such as school flags, digital distribution pieces and more for community education opportunities and share those opportunities with stakeholders. The Chair will continue to distribute the emissions reductions recommendations and checklist to all stakeholders.

### Air Quality Education Accomplishments for Year 4

The Group Facebook (Corpus Christi Air Quality Group @coequality) enjoyed 49 likes and 52 followers during Year 4. Average visits to the page were between 4 and 11 daily. The website ([www.cctexas.com/planning-esi/environmental-strategic-initiatives-esi/cc-air-quality-group](http://www.cctexas.com/planning-esi/environmental-strategic-initiatives-esi/cc-air-quality-group)) has enjoyed 78 hits. The Pollution Prevention Partnership Air Quality Website ([outreach.tamucc.edu/p3/](http://outreach.tamucc.edu/p3/)) enjoyed 10,883 hits during Year 4. Additional education accomplishments including media promotions, numerous presentations at health fairs and community briefings are cited on pages 12, 13, 19 and Attachment 4 of this report.

### Path Forward for Air Quality Education Efforts for Year 5

The Group will continue to host a Facebook site, a Website, and provide air quality public presentations to community groups, agencies, elected officials and business leaders. Presentations will also include promoting the use of EPA flags, brochures and other no cost distribution materials.

## **Air Quality Curricula**

### Path Forward Air Quality Curricula for Year 4

Area industry is considering funding the air quality curricula to continue in Year 4.

### Air Quality Curricula Accomplishments During Year 4

Industry continued to fund the air quality curricula. The curricula was delivered to a total of 593 5<sup>th</sup> grade students in 26 classes at 4 schools. Pre and post testing of air quality knowledge was performed on the students prior to and after receiving the curricula. Testing results averaged 5 correct answers out a possible 10 prior to receiving the curricula and 8 correct answers after receiving the curricula.

### Path Forward for Air Quality Curricula for Year 5

Industry will meet to consider funding air quality curricula for Year 5.



## Monitoring and Research

### Path Forward for Monitoring and Research for Year 4

Through TCEQ funding provided by the 84<sup>th</sup> Texas Legislature, the City of Corpus Christi secured \$405,243 in funding for a two-year work plan for Years 3 and 4 for monitoring, research and Clean Fleet programming. This funding source will last until the Fall of 2017 in Year 4.

Continuous monitoring of ozone and meteorological parameters will be conducted at urban site – CAMS 660; downwind site – CAMS 664 and Ingleside site – CAMS 685. (Figure 2). The data will be made available to local stakeholders, policy makers, local communities and other researchers through TCEQ’s website. Additional monitoring of oxides of nitrogen also will be conducted during the ozone season (April 1 through October 31) at urban site – CAMS 660.

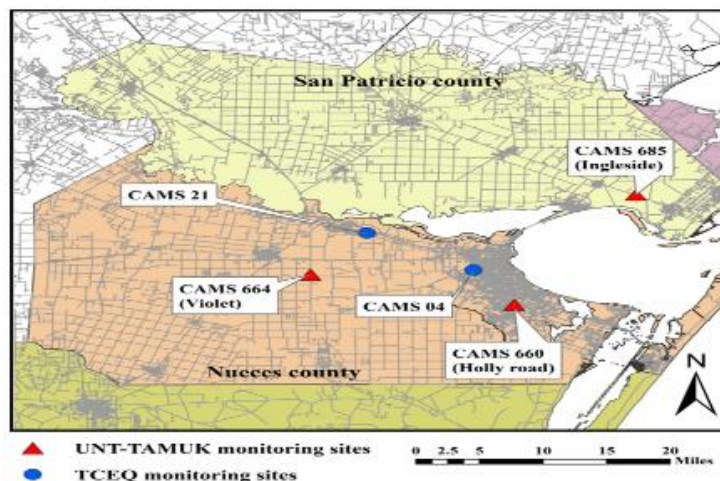


Figure 2 (repeated) Map of TCEQ regulatory monitors (CAMS 4 and CAMS 21) and TAMUK/UNT research monitors (CAMS 660, CAMS 664, and CAMS 685)

### Monitoring Accomplishments for Year 4

Each of the research monitoring stations (660, 664, and 685) was equipped with an ozone analyzer; weather sensors including RM Young wind sensor and coastal environmental temperature and humidity sensor; zero data logger and Enfora wireless modems. Continuous measurements of ozone, wind speed, wind direction, outdoor temperature and relative humidity were recorded at each of the stations and using the TCEQ LEADS acquisition system data was made publicly available on TCEQ’s website. Additional monitoring of nitrogen oxides was also conducted at CAMS 660 – Holly road during May 1st, 2017 through October 31st, 2017.

### Research Accomplishments for Year 4

As demonstrated by the design value trends, a decreasing trend in ozone concentration has been noted at both TCEQ maintained compliance grade monitoring stations (Figure 3) as well as research grade monitoring stations maintained and operated by UNT-TAMUK (Figure 4). During August 25<sup>th</sup> through September 12<sup>th</sup>, 2017 continuous

monitoring of ozone, meteorological conditions and nitrogen oxides at research monitors 660, 664, and 685 was discontinued due to hurricane Harvey.

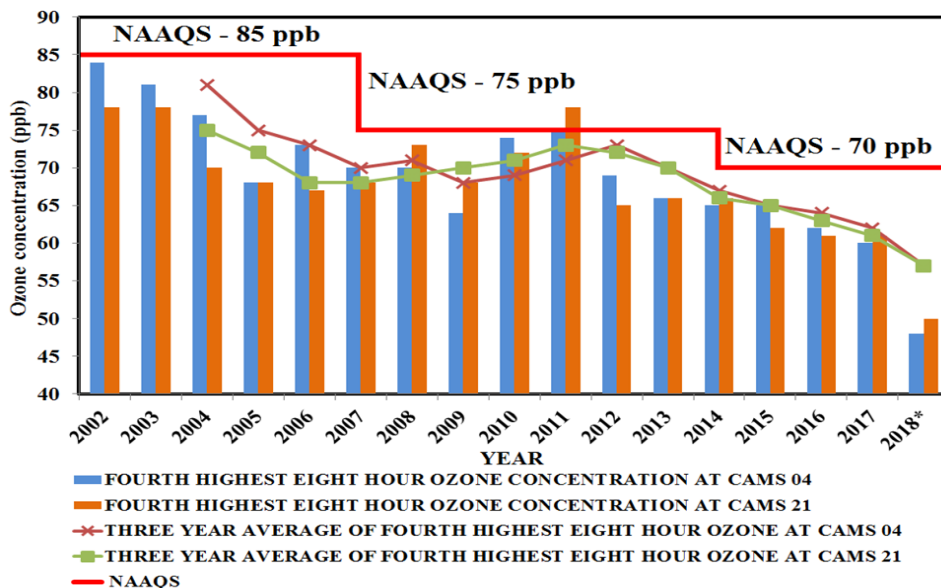


Figure 3. (repeated) Corpus Christi Ozone Design Trends at TCEQ Regulatory Monitors CAMS 4 and CAMS 21

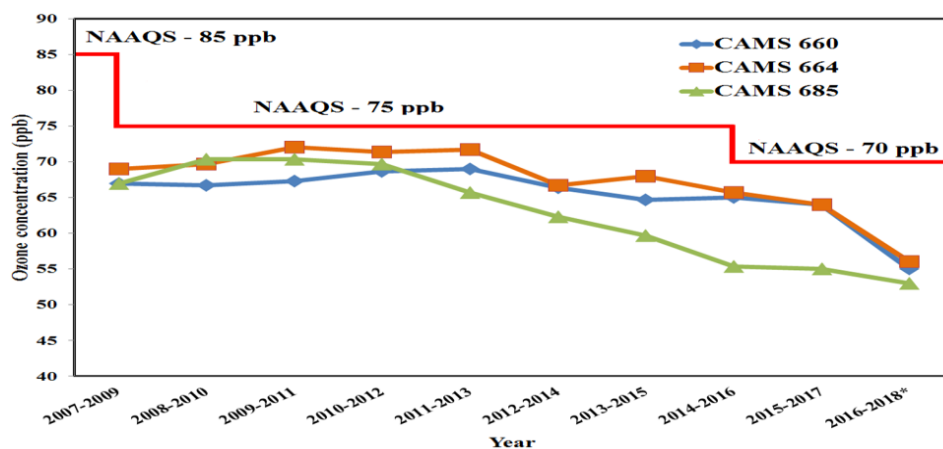


Figure 4. Corpus Christi Ozone Design Trends at TAMUK/UNT Research Monitors CAMS 660, 664, 685  
\*Deactivated

Daily maximum eight-hour ozone concentrations of 64 ppb were measured at the compliance grade monitoring stations CAMS 04 and CAMS 21 on September 12th, 2017. The research grade monitoring station in urban airshed – CAMS 660 recorded highest daily maximum eight-hour ozone concentrations of 67 ppb on May 24th, 2017 while downwind site – CAMS 664 recorded 68 ppb on October 18th, 2017 and Ingleside – CAMS 685 recorded 65 ppb on May 6th, 2017.

Additional monitoring of oxides of nitrogen was conducted at Holly road – CAMS 660 during ozone season of 2017. Nitric oxide concentrations ranging between 0.78 ppb to

6.61 ppb were measured during April 1st, 2017 through October 31st, 2017 while NOx concentrations recorded ranged between 1.20 ppb to 9.26 ppb. On May 6th, 2017 highest daily maximum concentrations of NO and NOx were measured at CAMS 660. The diurnal analysis of NO and NOx indicated elevated concentrations during 8:00 to 10:00 AM and midafternoon – 12:00 AM – 1:00 PM followed by late evenings – 4:00 PM – 6:00 PM. The exhibited diurnal trends of precursor concentrations can be attributed to traffic sources that subsequently contributed to an increase in the ozone concentrations during mid-day and early evening hours.

#### Path Forward for Monitoring and Research for Year 5

Funding from the 84<sup>th</sup> Legislative session has been depleted. Temporary interim funding to continue research and monitoring activities until legislative funding can be restored has been provided by Port Industries. This temporary funding will provide for continuous monitoring of ozone and meteorological conditions at the three research grade continuous monitoring stations including Holly road CAMS 660 – Urban site, Violet CAMS 664 – downwind site, and Ingleside CAMS 685 into Year 5.

### **Clean Fleet**

#### Path Forward for Clean Fleet for Year 4

P3 will continue to promote SmartWay Partnerships between the freight industry and EPA. In addition to addressing groups, P3 will contact specific shippers and carriers to promote the business benefits of fuel efficiency and emissions reduction.

Ozone awareness and reduction strategies, education, and outreach will continue through presentations and facilitation of meetings for/with local governments, businesses, citizens groups, industry groups, and environmental groups to promote ozone and precursor reduction strategies.

P3 will continue to host CleanFleet and AutoCheck events at least once per month testing for emission problems. Repair subsidies will continue as long as funding is available. Educational materials in presentations, print and online will be expanded to include greenscaping practices that reduce lawn maintenance requirements. Less lawn maintenance reduces ozone precursors and acute exposure of operators to toxic emissions.

P3 will plan and begin implementation of a media campaign coinciding with the 2018 Ozone season (April-October). Press releases, social media, and free PSA spots will be used when possible. Pending budget approval, paid outdoor and radio advertising could be used. Gas stations will be asked to participate in the media campaign to promote ozone actions.

P3 will implement one Lawn Equipment Exchange Program in which the public will trade-in working gasoline powered equipment for discounts on electric equipment. Trade-in equipment will be drained of fluids and recycled.

An SEP proposal to TCEQ is pending approval. The proposal, if approved, will expand the AutoCheck emissions screening and repair protocol to include some Standard On Board Diagnostic (OBD-II) Diagnostic Troubleshooting Codes (DTC). This expansion would allow repairs of malfunctioning systems not currently identified for repair by tailpipe screening alone. Further reduction in NOx and HC can be achieved by repairing OBD-II identified malfunctions such as the evaporative control system, mass airflow sensors, emission gas recirculation (EGR) valves, misfires, and lean conditions.

#### Clean Fleet Accomplishments for Year 4

The Rider funding contingent electric mower exchange and the media campaign planned for Year 4 could not be launched due to Rider funding to all near-non-attainment areas in Texas being vetoed by Governor Abbot after the closing of the 85<sup>th</sup> legislative session in June of 2017. The SEP proposal for advanced OBD diagnostics with AutoCheck events is still pending approval by TCEQ.

Ozone awareness and reduction strategies, education, and outreach was provided during Year 4 through presentations and participation in meetings for/with local governments, businesses, citizens groups, industry groups, and environmental groups to promote ozone and precursor reduction strategies. The SmartWay Partnership was included in audience appropriate presentations. (Attachment 4). Through a renewed partnership with The TxDOT, material from the 2018 Drive Clean Texas Campaign, promotional items including tire gages are being distributed to drivers. The digital media campaign anticipated in May will be launched on campus, social media, and press releases and PSA's where approved by the TAMU-CC marketing department.

P3 Clean Fleet held a total of 57 vehicle emission testing events in Year 4. The emission testing events were held throughout the community at sites such as local high schools, a university campus, the Port of Corpus Christi, a local market/trade center, shopping malls, and health fairs. (Attachment 2)

A total of 229 privately owned vehicles and 138 fleet vehicles were tested for emissions for a total of 367 vehicles tested for emissions in Year 4. Of the 367 vehicles tested, 330 tested as clean and 37 tested as dirty. There were 15 vehicles repaired to clean standards and nine gas caps detected as leaking and replaced. Total approximated emissions reductions as a result of the P3 Clean Fleet Year 4 activities is 2,774.03 pounds per year of hydrocarbons, and 16,204 pounds per year of carbon dioxide. Spreadsheets including pre and post repair emissions tests and reduction calculations are attached to this report (Attachment 3).

In addition to holding emission testing events, P3 made numerous emission reduction presentations throughout Year 4 reaching over 3,000 people. Presentations were made at local churches, student engineering classes, groups of employees, health associations and more. A summary of these events is attached to this report (Attachment 4)

#### Path Forward for Year 5 for Clean Fleet

A co-branded partnership with the Port of Corpus Christi will provide funding for Clean Fleet and public outreach efforts through December 2018.

P3 will continue to host CleanFleet and AutoCheck events at least once per month testing for emission problems. Repair subsidies will continue as long as funding is available.

P3 will continue to promote SmartWay Partnerships between the freight industry and EPA

### **Use of IR Cameras**

#### Path Forward for IR Camera Commitment for Year 4

Industry plans to continue the use of IR cameras to detect fugitive emissions in Year 4.

#### Use of IR Camera Accomplishments for Year 4

Several industry stakeholders continued to use IR cameras to detect fugitive emissions during Year 4. A table capturing the overall use of IR cameras in addition to other volunteer activities is included on page 22-25 of this report.

#### Path Forward for Use of IR Cameras for Year 5

Industry plans to continue the use of IR cameras to detect fugitive emissions.

### **Corpus Christi Army Depot (CCAD) Ozone Action Day Notifications**

#### Path Forward for CCAD Notification for Year 4

CCAD will continue to provide all employees with notifications when Ozone Action Days are declared and offer voluntary actions to take during and after work periods.

#### CCAD Notification Accomplishments for Year 4

Corpus Christi experienced one ozone action day (September 12, 2017). CCAD provided notifications and recommendations for the day. In addition to providing an ozone action day notification during Year 4. CCAD implemented energy saving actions such as converting their entire production facility to LED lighting. CCAD also replaced large air chillers with higher energy efficient units that contain non ODS. In teaming with select DoD, NASA, and Army commands, CCAD is currently supporting research for less volatile cold solvents. Most of the cold solvent currently utilized at CCAD is Mil Prf 680 Type II which has a low vapor pressure, and a vapor density which is approximately six times denser than air. When the new Aircraft Corrosion Control (painting) Facility is operational in early 2019, CCAD will be utilizing the best available control technology (BACT) with

active carbon filtration. This action is expected to reduce the depot's VOC emissions. CCAD is also a participant in an Army research project that is researching environmental friendly alternatives to the toxic metals used in chrome plating processes.

#### Path Forward for Ozone Notification for CCAD for Year 5

CCAD plans to continue to inform employees of ozone action days and emissions reduction recommendations for Year 5.

### **Announcements of Federal and State Funding Opportunities**

#### Path Forward for Announcing Funding Opportunities for Year 4

The Chair will go beyond the schedule stated in the Path Forward Plan and continue to inform the Group and other stakeholders of emission reduction funding opportunities.

#### Announcing Funding Opportunity Accomplishments for Year 4

Funding announcements were sent to qualifying stakeholders during Year 4. Announcements included training and funding opportunities for Ozone Advance communities, and EPA and TCEQ grant calls. Announcements were sent in September and November of 2017 and February of 2018.

#### Path Forward for Announcing Funding Opportunities for Year 5

The Chair will continue to inform stakeholders and appropriate audiences of funding opportunities for emission reduction planning and programs during Year 5.

### **Production of Low Reid Vapor Pressure (LRVP) Gasoline**

#### Path Forward for Production of LRVP Year 4

Industry plans to continue to produce LRVP in Year 4.

#### Production of LRVP Gasoline Accomplishments for Year 4

Several industry stakeholders continued the production of LRVP gasoline during Year 4. A table summarizing local participation in the production of LRVP gasoline in addition to other voluntary emission reduction activities can be found on page 22-25 of this report.

#### Path Forward for Production of LRVP Gasoline for Year 5

Area gasoline producers will continue to produce LRVP gasoline during qualifying months in Year 5.

### **Operation of Public Use Compressed Natural Gas (CNG) Fueling Facilities**

#### Path Forward for Public Use CNG Fueling Facilities Year 4

The City is considering building additional CNG stations in Flour Bluff and Annaville, which are areas within the city's limits

### Public Use CNG Fueling Facilities Accomplishments for Year 4

The City currently has one (1) CNG Station that is available for City and Public use and one (1) Station that serves as a backup. The CNG Station located at City Hall has been removed from service and is currently being dismantled. The CNG Station located at the Gas Department is no longer operational and plans are to remove the equipment. The CNG Station at Civitan Dr. is currently used as a backup fueling station. The fourth CNG station located at Ayers St is used by the City and is available for public use.

### Path Forward for Public Use CNG Fueling Facilities for Year 5

The City is still considering building the additional CNG Stations. The City will partner with the Greater Houston Natural Gas Vehicle Alliance in promoting to the public and private fleets the use and benefits of natural gas vehicles. The City will sponsor CNG workshops with the Greater Houston NGV Alliance.

### **RTA Purchase of CNG Vehicles**

#### RTA Purchase of CNG and Electric Vehicles Accomplishments for Year 4

RTA purchased 13 CNG fueled buses, 7 CNG fueled vans and 11 electric powered sedans in Year 4. Posted below is a detailed chart of the vehicles purchased.

<b>CNG Buses &amp; Electric Support Vehicles Purchased between May 1, 2017 - Present</b>													
VEHICLE	Dept. the Vehicle is assigned to	YEAR	MAKE/MODEL	SIZE	Seating Maximum	Fleet Type	Lift Equipped	3 Position Wheel chair	Fuel Type	Eligible for Disposition	Purchase Date	Delivery Mileage	In Service Date
916	Vehicle Maintenance	2017	GILLIG/ Low Floor	35'	32	Fixed	Ramp	Yes	CNG	2029	05/01/17	2,077	08/27/17
917	Vehicle Maintenance	2017	GILLIG/ Low Floor	35'	32	Fixed	Ramp	Yes	CNG	2029	05/01/17	2,042	08/27/17
918	Vehicle Maintenance	2017	GILLIG/ Low Floor	35'	32	Fixed	Ramp	Yes	CNG	2029	05/01/17	2,018	08/27/17
919	Vehicle Maintenance	2017	GILLIG/ Low Floor	35'	32	Fixed	Ramp	Yes	CNG	2029	05/01/17	2,206	10/04/17
920	Vehicle Maintenance	2017	GILLIG/ Low Floor	35'	32	Fixed	Ramp	Yes	CNG	2029	05/01/17	2,204	11/16/17
921	Vehicle Maintenance	2017	GILLIG/ Low Floor - Not in Service	35'	32	Fixed	Ramp	Yes	CNG	2029	05/01/17		
922	Vehicle Maintenance	2017	GILLIG/ Low Floor - Not in Service	35'	32	Fixed	Ramp	Yes	CNG	2029	05/01/17	2,020	
923	Vehicle Maintenance	2017	GILLIG/ Low Floor - Not in Service	35'	32	Fixed	Ramp	Yes	CNG	2029	05/01/17	2,050	
924	Vehicle Maintenance	2017	GILLIG/ Low Floor - Not in Service	35'	32	Fixed	Ramp	Yes	CNG	2029	05/01/17	2,157	
925	Vehicle Maintenance	2017	GILLIG/ Low Floor - Not in Service	35'	32	Fixed	Ramp	Yes	CNG	2029	05/01/17	2,026	
926	Vehicle Maintenance	2017	GILLIG/ Low Floor - Not in Service	35'	32	Fixed	Ramp	Yes	CNG	2029	05/01/17		
3013	MV Transit	2017	ARBOC/SOM-Spirit of Mobility 26	26'	13+2 WC	Paratransit	Ramp	Yes	CNG	2022	1/1/2018		01/15/18
3014	MV Transit	2017	ARBOC/SOM-Spirit of Mobility 26	26'	13+2 WC	Paratransit	Ramp	Yes	CNG	2022	1/1/2018		01/15/18
3015	MV Transit	2017	ARBOC/SOM-Spirit of Mobility 26	26'	13+2 WC	Paratransit	Ramp	Yes	CNG	2022	1/1/2018		01/15/18
3016	MV Transit	2017	ARBOC/SOM-Spirit of Mobility 26	26'	13+2 WC	Paratransit	Ramp	Yes	CNG	2022	1/1/2018		01/15/18
3017	MV Transit	2017	ARBOC/SOM-Spirit of Mobility 26	26'	13+2 WC	Paratransit	Ramp	Yes	CNG	2022	1/1/2018		01/15/18
3018	MV Transit	2017	ARBOC/SOM-Spirit of Mobility 26	26'	13+2 WC	Paratransit	Ramp	Yes	CNG	2022	1/1/2018		01/15/18
3019	MV Transit	2017	ARBOC/SOM-Spirit of Mobility 26	26'	13+2 WC	Paratransit	Ramp	Yes	CNG	2022	1/1/2018		01/15/18

INVENTORY OF ELECTRIC SERVICE VEHICLES													
VEHICLE	Dept. the Vehicle is assigned to	YEAR	MAKE/MODEL	SIZE	Seating Maximum	Fleet Type	Lift Equipped	3 Position Wheel chair	Fuel Type	Eligible for Disposition	Purchase Date	Delivery Mileage	In Service Date
3157	MV - Rta Relief Vehicles	2016	Ford Focus Electric	5-DR	5	Sedan	No	No	Electric	2021	6/8/2017		10/16/17
3158	MV - Rta Relief Vehicles	2016	Ford Focus Electric	5-DR	5	Sedan	No	No	Electric	2021	6/8/2017		10/25/17
3159	MV - Rta Relief Vehicles	2016	Ford Focus Electric	5-DR	5	Sedan	No	No	Electric	2021	6/8/2017		10/16/17
3160	MV - Rta Relief Vehicles	2016	Ford Focus Electric	5-DR	5	Sedan	No	No	Electric	2021	6/29/2017		10/16/17
3161	MV - Rta Relief Vehicles	2016	Ford Focus Electric	5-DR	5	Sedan	No	No	Electric	2021	6/29/2017		10/16/17
3162	MV - Rta Relief Vehicles	2016	Ford Focus Electric	5-DR	5	Sedan	No	No	Electric	2021	6/30/2017		10/25/17
3163	MV - Rta Relief Vehicles	2016	Ford Focus Electric	5-DR	5	Sedan	No	No	Electric	2021	7/1/2017		10/25/17
3164	MV - Rta Relief Vehicles	2016	Ford Focus Electric	5-DR	5	Sedan	No	No	Electric	2021	7/2/2017		10/25/17
3165	MV - Rta Relief Vehicles	2016	Ford Focus Electric	5-DR	5	Sedan	No	No	Electric	2021	7/7/2017		11/27/17
3166	MV - Rta Relief Vehicles	2016	Ford Focus Electric	5-DR	5	Sedan	No	No	Electric	2021	7/7/2017		11/27/17
3167	MV - Rta Relief Vehicles	2016	Ford Focus Electric	5-DR	5	Sedan	No	No	Electric	2021	7/31/2017		11/13/17
3168	MV - Rta Relief Vehicles	2016	Ford Focus Electric	5-DR	5	Sedan	No	No	Electric	2021	8/1/2017		11/13/17
3169	MV - Rta Relief Vehicles	2016	Ford Focus Electric	5-DR	5	Sedan	No	No	Electric	2020	6/22/2017		11/28/17

## MPO Assistance with Bicycle Transportation Planning

### Path Forward for Bicycle and Mobility Planning for Year 4 Strategic Plan for Active Mobility

- Construction of Bond 2012 and 2014 roadway projects, including approximately 12 miles of protected 1-way cycle track, will continue.
- City of Corpus Christi will complete the collaborative Branding and Design Study to define wayfinding and signage standards for the Bicycle Mobility Network.
- City of Corpus Christi will use Transportation Alternatives Program funds from the MPO to implement approximately 30 miles of Bicycle Boulevards
- City of Corpus Christi will use Transportation Alternatives Program funds from the MPO to begin installation of a HAWK pedestrian crossing at Cole Park; a key Bayfront destination.
- City of Portland will use Transportation Alternatives Program funds from the MPO to begin installation of approximately three miles of Buffered Bicycle Lanes.
- City of Portland will use Transportation Alternatives Program funds from the MPO to begin construction of Phase I of the Memorial Parkway off-road multi-use path.
- RTA will install bicycle trip support hardware purchased in Year 3 using Transportation Alternatives Program funds from the MPO.

### MPO Assistance with Bicycle and Mobility Planning Accomplishments for Year 4

- Construction of Bond 2012 and 2014 roadway projects, including around approximately 7 miles of protected 1-way cycle track, continues
- City of Corpus Christi completed the collaborative Branding and Design Study to define wayfinding and signage standards for the Bicycle Mobility Network



- City of Corpus Christi initiated project to designate approximately 30 miles of Bicycle Boulevards using Transportation Alternatives Program funds from the MPO
- City of Corpus Christi initiated installation of a HAWK pedestrian crossing at Cole Part, a key Bayfront destination using Transportation Alternatives Program funds from the MPO
- City of Portland initiated installation of approximately three miles of Buffered Bicycle Lanes using Transportation Alternatives Program funds from the MPO
- City of Portland began construction of Phase I of the Memorial Parkway off-road multi-use path using Transportation Alternatives Program funds
- RTA installed bicycle trip support hardware purchased in Year 3 using Transportation Alternatives Program funds from the MPO

In addition to the above committed activities, the MPO also performed the following activities during Year 4:

- Presented regional Bicycle Mobility Plan as a national case study through various organizations, including the American Planning Association, Transportation for America, and the Federal Highways Administration.
- Collected (in collaboration with regional partners) and maintained data on the performance metrics defined in the Bicycle Mobility Plan, including pre- and post-construction bicycle counts on corridors on which new bike infrastructure is to be installed to establish baseline bicycle demand and assess changes over time
- Maintained a dedicated Web portal ([www.CoastalBendInMotion.org](http://www.CoastalBendInMotion.org)) to disseminate the plan and performance measurement data collected to track implementation
- Maintained three primary tools for virtual data collection, all of which are functional and are yielding high volumes of quality data about stakeholder priorities:
  - On-line mapping tool to capture where users ride or where they would like to ride if the conditions for cycling improved
  - Downloadable Smartphone application that allows users to log real-time data about their rides
  - On-line survey about riding habits, needs and perceived obstacles to cycling as transportation
  - Maintained a geo-spatial (Geographic Information Systems) database with individual data layers for variables that will inform bike facility network development (e.g. origin/destination data at the Traffic Analysis Zone (TAZ) level, location of key people generators, including employment centers, shopping hubs, health care facilities, groceries and markets, transit stops, academic institutions, etc.)
  - Held a Call for Projects for the Transportation Alternatives Set-Aside Program and ultimately awarded an \$1.1M to the City of Corpus Christi for

the Hector P. Garcia Park Hike and Bike Trail: Phase II (FY2019) and the Schanen Ditch Hike and Bike Trail: Phase IV (FY2020)

- Participated in TX Innovation Alliance, a statewide consortium working to develop technological strategies to address mobility challenges

#### Path Forward for Bicycle and Mobility Planning for Year 5

Foster the incorporation of Intelligent Transportation System technology in roadway infrastructure projects to promote efficiency in the regional transportation system and mitigate congestion and associated air quality impacts.

- Assist the municipalities within the MPO with the build out of the regional Bicycle Mobility Plan as part of locally funded roadway work
- Assist City of Corpus Christi in implementation of Bike Boulevard designation using MPO Transportation Alternatives funds
- Assist City of Corpus Christi in initiation of Hector P. Garcia Park Hike and Bike Trail: Phase II using MPO Transportation Alternatives funds
- Collect (in collaboration with regional partners) performance metrics data defined in the Bicycle Mobility Plan, including pre- and post-construction bicycle counts on corridors on which new bike infrastructure is to be installed to establish baseline bicycle demand and assess changes over time
- Maintain a dedicated Web portal ([www.CoastalBendInMotion.org](http://www.CoastalBendInMotion.org)) to disseminate the plan and performance measurement data collected to track implementation

### **Corpus Christi Air Quality Group Education Efforts**

#### Path Forward for Education Efforts for Year 4

The Chair will continue to communicate, promote, and encourage all participants and their workplaces to take advantage of the many EPA education and outreach resources for air quality, including Enviroflash, AirNow, social media messaging, brochures, posters, anti-idling program templates and more.

#### Education Efforts Accomplished in Year 4

In July and October 2017 communications were sent to the Group that included instructions on how to register for elevated ozone alerts and forecasts via AirNow. Included in the communications were numerous prepared scripts for emission reduction recommendations that could be easily forwarded, or mass emailed. Newly sited or planned to site industry representatives were added to the Corpus Christi communication list and included in all Group communications. Several media updates and briefings were provided during Year 4. The results of the updates and briefings included daily AQI information reported in the local newspaper, television and newspaper recommendations on an ozone action day in September 2017, and several newspaper articles and editorials highlighting the air quality benefit of participating in emission reduction activities. Numerous education efforts were also made by group stakeholders and are cited on pages 8, 12, 13 and Attachment 4 of this report.

Path Forward for Education Efforts for Year 5

No-cost air quality education via media briefings, promotion of air quality messages through social media, promotion of EPA flags, brochures and other educational material will continue through Year 5. The Group Facebook site and web site will continue to be maintained and updated. The Chair will continue to distribute the emissions reductions recommendations and checklist to all stakeholders.

**RTA Van Share Program**

Path Forward for Van Share Program for Year 4

The Chair will continue to promote the RTA Van Share program during Year 4

Van Share Program Accomplishments for Year 4

The chart posted below reflects the Van Share program accomplishments for Year 4

2017 Van Pool Information				
	Average Weekday Service	Average Saturday Service	Average Sunday Service	Annual Total
Vehicles In Operation	5	5	5	
Total Vehicle Miles	244	250	262	75,406
Total Vehicle Hours	11	12	13	3,457
Total Monthly Ridership Unlinked Passenger Trips				9,802
Days Operated	228	40	39	307
Days Not Operated - Declared Emergency	5	1	1	7

During Year 4, the RTA also provided shuttle services to 32,389 riders over a total of 7,060 miles to numerous community events; removing vehicles from the road. A break-out of shuttle services provided is provided below:

MARTIN LUTHER KING MARCH/PARADE					
	Date	TOTAL RIDERS	TOTAL MILES	TOTAL HOURS	No. of Buses
MLK Parade	01/15/18	145	64.00	5.85	2
MLK Parade	01/16/17	274	66.0	8.14	2
	Totals	<b>419</b>	<b>130</b>	<b>13.99</b>	<b>4</b>
FIESTA DE LA FLOR					
	DATE	TOTAL RIDERS	TOTAL MILES	TOTAL HOURS	No. of Buses
	<b>GRAND TOTAL</b>	<b>11,889</b>	<b>1,153.0</b>	<b>171.40</b>	<b>21</b>
3/24/17	RTA	3,504	414.0	51.16	8
3/25/17	RTA	8,139	547.0	84.79	11
	RTA TOTALS	<b>11,643</b>	<b>961.0</b>	<b>135.95</b>	<b>19</b>
3/24/17	MV	37	51.0	6.73	1
3/25/17	MV	209	141.0	28.72	1
	MV TOTALS	<b>246</b>	<b>192.0</b>	<b>35.45</b>	<b>2</b>

<b>2017 AIR SHOW</b>					
<b>Date</b>		<b>TOTAL RIDERS</b>	<b>TOTAL MILES</b>	<b>TOTAL HOURS</b>	<b>No. of Buses</b>
04/05/17	RTA	398	484.0	32.11	4
04/06/17	RTA	258	420.0	21.45	4
	RTA	<b>656</b>	<b>904</b>	<b>54</b>	<b>8</b>
<b>BEACH2BAY</b>					
<b>Event</b>	<b>Year</b>	<b>TOTAL RIDERS</b>	<b>TOTAL MILES</b>	<b>TOTAL HOURS</b>	<b>No. of Buses</b>
05/20/17	RTA	<b>10,860</b>	<b>2,958.0</b>	<b>183.08</b>	<b>22</b>
<b>MAYOR'S 4th OF JULY BIG BANG CELEBRATION</b>					
		<b>TOTAL RIDERS</b>	<b>TOTAL MILES</b>	<b>TOTAL HOURS</b>	<b>No. of Buses</b>
RTA-Big Bang Celebration	7/4/2017	1,487	214.0	51.67	?
RTA-July 4 Dignitaries	7/4/2017	66	48.0	15.50	
RTA-Parade July 4th	7/4/2017	37	19.0	3.83	
	Totals	<b>1,590</b>	<b>281.0</b>	<b>71.00</b>	
<b>BUC DAY EVENT</b>					
	<b>DATES</b>	<b>TOTAL RIDERS</b>	<b>TOTAL MILES</b>	<b>TOTAL HOURS</b>	<b>No. of Buses</b>
RTA-Buc Parade Drop Off	5/6/17	37	26.0	5.17	
RTA-Buccaneer Parade	5/6/17	2	14.0	9.00	
RTA-Buc Commission	4/17/2017	25	40.0	3.75	
	Totals	<b>64</b>	<b>80.0</b>	<b>17.92</b>	
<b>LEADERSHIP CORPUS CHRISTI</b>					
Leadership Corpus Christi	<b>Date</b>	<b>TOTAL RIDERS</b>	<b>TOTAL MILES</b>	<b>TOTAL HOURS</b>	<b>No. of Buses</b>
	9-Jan	35	34	4.16	2
	12-Jan	61		3.67	
	Totals	<b>96</b>	<b>34</b>	<b>7.83</b>	<b>2</b>
<b>DIA DE LOS MUERTOS</b>					
	<b>Date</b>	<b>TOTAL RIDERS</b>	<b>TOTAL MILES</b>	<b>TOTAL HOURS</b>	<b>No. of Buses</b>
RTA-Dia De Los Muertos	10/28/2017	2,483	231.0	49.37	
MV-Dia De Los Muertos	10/28/2017	117	56.0	10.90	
		<b>2,600</b>	<b>287</b>	<b>60.27</b>	
<b>2017 JAZZ FESTIVAL</b>					
	<b>Date</b>	<b>TOTAL RIDERS</b>	<b>TOTAL MILES</b>	<b>TOTAL HOURS</b>	<b>No. of Buses</b>
Jazz Fest	10/20/17	692	278.0	45.28	5
Jazz Fest	10/21/17	2,495	588.0	108.45	
Jazz Fest	10/22/17	654	204.0	39.78	4
Jazz Fest	10/20/17	168	56.0	8.33	
Jazz Fest	10/21/17	447	78.0	12.98	1
Jazz Fest	10/22/17	5	29.0	4.40	1
	Totals	<b>4,461</b>	<b>1,233.0</b>	<b>219.22</b>	<b>0.00</b>

## **Bike Share Program**

In August 2016 the City of Corpus Christi, The Regional Transit Authority and the Downtown Management District partnered to develop and launch the Bike Corpus Christi Bike Share program. Seven bicycle stations providing a total of 44 bicycles were placed in strategic locations in uptown and downtown Corpus Christi. Printed materials including maps of bike station locations were widely distributed. During Year 4, there were 13,465 trips taken on the bicycles by 8,241 active members for a total of 71,768 miles.

## **Electric Vehicle Infrastructure**

Public charging facilities for electric vehicles grew to a total of 14 during Year 4. Sites include La Palmera, a major shopping mall, a BMW dealership, 2 Nissan dealerships, and in Corpus Christi, has free electric vehicle parking and charging stalls. Charging stations are also available at the local Nissan dealership, the local BMW dealership, and 5 area hotels.

## **Briefings**

The Chair provided over a dozen briefings to community groups and leaders about current air quality issues and challenges during Year 4. Groups and leaders that received briefings included the MPO Planning Committee, Nueces County Commissioners, San Patricio County Commissioners, Port of Corpus Christi Commissioners, Port Industry managers, local business owners, and Corpus Christi Chamber of Commerce. Information presented included the importance of remaining in attainment of ozone standards, the critical need for emission reduction programs and program funding challenges.

## **Stakeholder Initiatives Summary**

The following table is a summary of the frequently employed voluntary emission reduction initiatives undertaken by area stakeholders. Please note that the following table summarizes voluntary emission reduction activities undertaken by several industrial and agency stakeholders. Many respondents noted individual activities not captured in the table. Individual responses citing emission reduction activities can be found in Attachment 5 of this report.

## Stakeholder Initiatives Summary

	Kiewit	Flint Hills Resources	Valero Refining	Citgo Refining	Lyondell/ Equistar	NuStar Energy	Texas A&M Corpus Christi	Port of Corpus Christi	Oxy/Chem	Nueces County	Voelstalpine	City of Corpus Christi	Metropolitan Planning Org.
Register to receive ozone elevation notifications	✓	✓		✓	✓	✓	✓	✓	✓	✓	✓	✓	✓
Communicate emission tips to employees and vendors		✓	✓	✓	✓	✓	✓	✓	✓	✓	✓	✓	✓
Provide ozone education to personnel		✓		✓	✓	✓	✓	✓	✓	✓	✓	✓	✓
Promote car-pooling					✓		✓			✓			✓
Anti idle policy	✓			✓				✓	✓	✓	✓		
Postpone deliveries and activities				✓	✓	✓		✓	✓	✓	✓	✓	
Require low VOC materials	✓	✓	✓	✓		✓	✓	✓	✓	✓	✓		
Require scrubbers		✓	✓	✓	✓				✓				
Recommend alternative or mass transit in fence-line			✓		✓		✓	✓	✓				
Alternative fuel fleet			✓		✓			✓	✓	✓	✓	✓	
Emissions test fleet						✓		✓	✓	✓		✓	

## Stakeholder Initiatives Summary

	Kiewit	Flint Hills Resources	Valero Refining	Citgo Refining	Lyondell/ Equistar	NuStar Energy	Texas A&M Corpus Christi	Port of Corpus Christi	Oxy/Chem	Nueces County	Voelstalpine	City of Corpus Christi	Metropolitan Planning Org.
Replace older fleet	✓	✓	✓	✓		✓		✓	✓	✓		✓	
Repower or replace older engines		✓	✓					✓	✓	✓			
Filter traps and DOCs on diesel fleet									✓				
Use low sulfur diesel		✓	✓	✓		✓		✓		✓	✓		
Flare reduction		✓	✓	✓	✓				✓				
Produce low sulfur diesel		✓	✓	✓									
Produce low RVP gasoline		✓	✓	✓									
Utilization of IR cameras for inspections		✓	✓	✓	✓						✓		
Routine inspections for fugitive emissions	✓	✓	✓	✓	✓				✓				
Low NOx burners	✓	✓	✓	✓	✓				✓	✓	✓		
Flue gas recirculation		✓		✓					✓		✓		
Vapor recovery		✓	✓	✓					✓				

## Stakeholder Initiatives Summary

	Kiewit	Flint Hills Resources	Valero Refining	Citgo Refining	Lyondell/ Equistar	NuStar Energy	Texas A&M Corpus Christi	Port of Corpus Christi	Oxy/Chem	Nueces County	Voelstalpine	City of Corpus Christi	Metropolitan Planning Org.
Low emitting tank roofs		✓	✓	✓	✓				✓				
Thermal Oxidizer		✓		✓									
Fired source alarm controls				✓	✓								
Routine storage tank inspections		✓	✓	✓	✓				✓				
Flare gas analyzer		✓		✓	✓								
Energy reduction programs	✓	✓	✓	✓	✓		✓	✓	✓	✓	✓	✓	✓
Enclosed materials storage and conveyors													

The Corpus Christi area has a long history of successful voluntary initiatives that continue to keep our area in attainment of ozone standards, and we look forward to continued successful efforts and remaining in attainment of NAAQS for ozone.



**ATTACHMENT 1**

**CORPUS CHRISTI AIR QUALITY GROUP  
COMMUNICATION LIS**

## CORPUS CHRISTI AIR QUALITY GROUP COMMUNICATION LIST

Member	Affiliation
Kuruvilla John	University of North Texas
Steven Ashely	Port of Corpus Christi
Willian Terry	Corpus Christi Independent School Dist.
Clair Garza	Valero Refining
Dale Nelon	Media
Aron Baggett	Oxy
Curtis Taylor	Flint Hills Resources
Corpus Christi Caller Times	Media
Robert Gonzalez	Media
Richard Fenza	AirLiquide
Dipak Desai	Nueces County
Brigida Gonzalez	Corpus Christi MPO
Leah Olivarri	United Corpus Christi Chamber of Commerce
Ray Allen	Bays and Esturaries Program
Howard Fels	AEP
Kelli Coates	Valero Refining
Richard Bullock	Coastal Bend Council of Govts.
ABC News	media
Glenn Sullivan	Nueces County
Dennis Payne	Valero Refining
Bob Trebatoski	Equistar
Joe Almarez	Valero Refining
Bob Paulison	Port Industries
Matt Pastl	Voestalpine
Denise Rogers	Trafigura
Sharon Montez	Regional Transportation Authority
Glenda Swierc	Oxy
Greg Bezdeck	Markwest
Ross Ybarra	NAS Corpus Christi
Sharon Lewis	City of Corpus Christi
Roger Tennapel	Flint Hills Resources
Ginny Cross	United Corpus Christi Chamber of Commerce
John LaRue	Port of Corpus Christi
Nelda Olivo	Port of Corpus Christi
Paul Carrangelo	Port of Corpus Christi
Nancy Hutton	AEP
Sarah Garza	Port of Corpus Christi
Susan Clewis	Texas Commission on Environmental Quality
Ron Barnard	Retired, City of Corpus Christi

Tom Tagliabue	City of Corpus Christi
Ralph Coker	United Corpus Christi Chamber of Commerce
Saritha Karnae	Texas A&M University-Kingsville
C. Bowen	Markwest
Chris Burnett	NuStar
D. K. Bennett	Plains Pipeline
Christopher Amy	TxDOT
Jerry Batey	TxDOT
Dana Perez	Flint Hills Resources
Colleen Johnson	EarthCon Consultants
Mari Cuevas	Corpus Chrsiti Community Council
Carrie Meyer	Corpus Christi resident
David Harvey	Lyondell
Foster Edwards	San Patricio County Economic Development Corp
Kelly Ruble	Texas Commission on Environmental Quality
James Haug	Port of Corpus Christi
Danielle Converse	Port of Corpus Christi
Jospeh Haug	Flint Hills Resources
Craig Eckberg	NRG
Chris Abshire	Valero Refining
Meagan Marguard	Valero Refining
Larry Elizondo	Citgo Refining
Robert Lamroux	Citgo Refining
Jeff Pollack	Corpus Christi MPO
Iain Vasey	Corpus Christi Regional Economic Development Corp
Gregg 'Robertson	First Rock
Rose Collin	Port of Corpus Christi
Molly Edens	NuStar
Trent Thigpen	Pollution Prevention Partnership
Cindy Smith	TCEQ
Sonny Lopez	TCEQ
James Haely	Port of Corpus Christi
Lisa Hinojosa	Citgo Refining
Scott Peters	Lyondell
Matt Nerren	Corpus Christi Army Depot
Maria Garcia	Corpus Christi Army Depot
Alfredo Diaz	Flint Hills Resources
Bea Vasquez	Flint Hills Resources
Darcy Schroeder	Valero Refining
Jon Kiggans	Buckeye

Rachedl Zummo	Texas Rio Grande Legal Aid
Kevin Kenall	Citgo Refining
Jessica Hernandez	San Patricio County
Phyllis Cunningham	360 factors
Errol Summerlin	San Patricio County Citizen
Rose Cornelius Crawford	Citizens Alliance
Shannon Parkham	Voestalpine
Sean Strawbridge	Port of Corpus Christi
Rev. Adam Carrington	Citizens Alliance
Snapper Armstrong	Stack Test
Gretchen Arnold	Chair
Bob Peneda	Magellan
Ramona Josefczyk	Port of Corpus Christi
Beatriz Rivera	Port of Corpus Christi
Scot Dickson	TCEQ
Beth Becerra	Exxon Moble
Robert Lamroux	Citgo Refining
Colette Walls	Exxon Moble
Min Zhong	Texas A&M Kingsville
Catherine Barnard	Environmental Consulting
Yilin Xin	Trinity Consultants
Jessica Muennink	Cheniere
Carrie Paige	EPA
Ruben Herrera	Oxy
Kenneth Boyce	EPA
Henry Williams	Hillcrest Residents Association

**ATTACHMENT 2**

**CLEAN FLEET EVENT SUMMARY**



# Event Report

From 5/1/2017

To 3/28/2018

Report Date 3/28/2018

Event Information				Vehicle Count			Voucher Issues		Fleet Issues			Vehicles	
Event Date	Event Name	Location	Time	Private	Fleet	Total	Gas Cap	Repairs	Gas Cap	Tailpipe	DTC	Dirty	Clean
5/10/2017	Smog Away Wednesday	TAMU-CC Island Dr.	10:00 AM	9	0	9	1	0	0	0	0	1	8
5/20/2017	Clean Air Fair	Moody High School	10:00 AM	15	0	15	0	1	0	0	0	1	14
5/24/2017	Smog away Wednesday	TAMU-CC Island Dr.	10:00 AM	5	0	5	0	0	0	0	0	0	5
5/31/2017	Smog-away Wednesday	TAMU-CC Island Dr.	10:00 AM	3	0	3	0	0	0	0	0	0	3
6/7/2017	Smog away Wednesday	TAMU-CC Island Dr.	10:00 AM	2	0	2	0	0	0	0	0	0	2
6/9/2017	Autocheck	CC Trade Center	10:00 AM	3	0	3	0	0	0	0	0	0	3
6/14/2017	Smog-away Wednesday	TAMU-CC Island Dr.	10:00 AM	2	0	2	1	1	0	0	0	1	1
6/21/2017	Smog Away Wednesday	TAMU-CC Island Dr.	10:00 AM	3	0	3	0	0	0	0	0	0	3
6/28/2017	Smog Away Wednesday	TAMU-CC Island Dr.	10:00 AM	1	0	1	0	0	0	0	0	0	1
6/29/2017	Autocheck Health Fair	Calallen High School	4:00 PM	7	0	7	0	0	0	0	0	0	7

Event Information				Vehicle Count			Voucher Issues		Fleet Issues			Vehicles	
Event Date	Event Name	Location	Time	Private	Fleet	Total	Gas Cap	Repairs	Gas Cap	Tailpipe	DTC	Dirty	Clean
7/5/2017	Smog-away Wednesday	TAMU-CC Island Dr.	10:00 AM	0	0	0	0	0	0	0	0	0	0
7/13/2017	TM Pusley HealthFair	Tuloso-Midway Middle School	4:00 PM	1	0	1	0	0	0	0	0	0	1
7/29/2017	AutoCheck	FUMC Health Fair Portland	9:00 AM	9	0	9	0	0	0	0	0	0	9
8/8/2017	AutoCheck-CleanFleet	Whataburger Field	9:00 AM	10	5	15	0	0	0	0	0	0	15
8/16/2017	Fleet testing	Corpus Christi Solid Waste	9:30 AM	0	7	7	0	0	0	0	0	0	7
8/19/2017	Autocheck	ROY MILLER	10:00 AM	20	0	20	0	0	0	0	0	0	20
8/23/2017	Autocheck	TAMU-CC Island Dr.	9:00 AM	1	0	1	0	0	0	0	0	0	1
9/5/2017	Tailpipe Tuesday	TAMU-CC Island Dr.	11:00 AM	2	0	2	0	1	0	0	0	1	1
9/12/2017	Tailpipe Tuesday	TAMU-CC Island Dr.	11:00 AM	7	0	7	0	1	0	0	0	1	6
9/15/2017	AUTOCHECK	CC Trade Center	12:00 PM	2	0	2	0	0	0	0	0	0	2
9/19/2017	Tailpipe Tuesday	TAMU-CC Island Dr.	11:00 AM	2	0	2	0	0	0	0	0	0	2

Event Information				Vehicle Count			Voucher Issues		Fleet Issues			Vehicles	
Event Date	Event Name	Location	Time	Private	Fleet	Total	Gas Cap	Repairs	Gas Cap	Tailpipe	DTC	Dirty	Clean
9/20/2017	Community Action Agency Event	Sunrise Mall	9:00 AM	3	0	3	1	0	0	0	0	1	2
9/26/2017	Tailpipe Tuesday	TAMU-CC Island Dr.	11:00 AM	6	0	6	0	1	0	0	0	1	5
9/29/2017	CC Trade Center	CC Trade Center	12:00 PM	4	0	4	0	0	0	0	0	0	4
10/10/2017	Tailpipe Tuesday	TAMU-CC Island Dr.	11:00 AM	0	0	0	0	0	0	0	0	0	0
10/13/2017	Autocheck	CC Trade Center	12:00 PM	1	0	1	0	0	0	0	0	0	1
10/17/2017	Autocheck	TAMU-CC Island Dr.	11:00 AM	2	0	2	0	0	0	0	0	0	2
10/24/2017	Tailpipe Tuesday	TAMU-CC Island Dr.	11:00 AM	2	0	2	0	1	0	0	0	1	1
10/27/2017	Autocheck	CC Trade Center	12:00 PM	3	0	3	0	2	0	0	0	2	1
10/31/2017	Tailpipe Tuesday	TAMU-CC Island Dr.	11:00 AM	5	0	5	1	1	0	0	0	2	3
10/31/2017	Autocheck	Clemmer Headstart	8:00 AM	13	0	13	2	3	0	0	0	5	8
11/7/2017	Autocheck	TAMU-CC Island Dr.	11:00 AM	8	0	8	0	0	0	0	0	0	8



Event Information				Vehicle Count			Voucher Issues		Fleet Issues			Vehicles	
Event Date	Event Name	Location	Time	Private	Fleet	Total	Gas Cap	Repairs	Gas Cap	Tailpipe	DTC	Dirty	Clean
11/10/2017	Autocheck	CC Trade Center	12:00 PM	1	0	1	0	1	0	0	0	1	0
11/14/2017	Tailpipe Tuesday	TAMU-CC Island Dr.	11:00 AM	4	0	4	0	0	0	0	0	0	4
11/18/2017	Autocheck	CC Trade Center	9:00 AM	3	0	3	0	0	0	0	0	0	3
11/21/2017	Tailpipe Tuesday	TAMU-CC Island Dr.	11:00 AM	5	0	5	0	2	0	0	0	2	3
11/30/2017	Autocheck	Flint Hills	9:00 AM	15	1	16	0	0	0	0	0	0	16
11/29/2017	AUTOCHECK	Flint Hills	9:00 AM	17	0	17	0	0	0	0	0	0	17
11/27/2017	Clean Fleet	Port of Corpus Christi	8:00 AM	0	77	77	0	0	0	10	0	10	67
11/28/2017	Clean Fleet	Port of Corpus Christi	9:00 AM	0	40	40	0	0	0	4	0	4	36
12/5/2017	Tailpipe Tuesday	TAMU-CC Island Dr.	11:00 AM	0	0	0	0	0	0	0	0	0	0
12/12/2017	Tailpipe Tuesday	TAMU-CC Island Dr.	11:00 AM	1	0	1	0	0	0	0	0	0	1
12/19/2017	Tailpipe Tuesday	TAMU-CC Island Dr.	11:00 AM	2	0	2	0	0	0	0	0	0	2
12/20/2017	Fleet Testing	Port of Corpus Christi	8:00 AM	0	6	6	0	0	0	0	0	0	6

Event Information				Vehicle Count			Voucher Issues		Fleet Issues			Vehicles	
Event Date	Event Name	Location	Time	Private	Fleet	Total	Gas Cap	Repairs	Gas Cap	Tailpipe	DTC	Dirty	Clean
1/23/2018	Tailpipe Tuesday	TAMU-CC Island Dr.	11:00 AM	1	0	1	0	0	0	0	0	0	1
1/23/2018	TAILPIPE TUESDAY	TAMU-CC Island Dr.	11:00 AM	0	2	2	0	0	0	0	0	0	2
1/24/2018	Autocheck	Robstown Headstart	7:45 AM	1	0	1	0	0	0	0	0	0	1
1/30/2018	Autocheck	TAMU-CC Island Dr.	11:00 AM	5	0	5	1	0	0	0	0	1	4
2/6/2018	Tailpipe Tuesday	TAMU-CC Island Dr.	11:00 AM	1	0	1	0	0	0	0	0	0	1
10/3/2017	Tailpipe Tuesday	TAMU-CC Island Dr.	11:00 AM	0	0	0	0	0	0	0	0	0	0
2/13/2018	Tailpipe Tuesday	TAMU-CC Island Dr.	11:00 AM	3	0	3	1	0	0	0	0	1	2
2/17/2018	AUTOCHECK	CC Trade Center	9:00 AM	4	0	4	1	0	0	0	0	1	3
2/20/2018	Tailpipe Tuesday	TAMU-CC Island Dr.	11:00 AM	1	0	1	0	0	0	0	0	0	1
2/27/2018	Tailpipe Tuesday	TAMU-CC Island Dr.	11:00 AM	2	0	2	0	0	0	0	0	0	2
3/20/2018	Tailpipe Tuesday	TAMU-CC Island Dr.	11:00 AM	6	0	6	0	0	0	0	0	0	6
3/24/2018	Autocheck	CC Trade Center	9:00 AM	4	0	4	0	0	0	0	0	0	4

Event Information				Vehicle Count			Voucher Issues		Fleet Issues			Vehicles	
Event Date	Event Name	Location	Time	Private	Fleet	Total	Gas Cap	Repairs	Gas Cap	Tailpipe	DTC	Dirty	Clean

3/27/2018	TAILPIPE TUESDAY	TAMU-CC Island Dr.	11:00 AM	2	0	2	0	0	0	0	0	0	2
-----------	---------------------	--------------------	----------	---	---	---	---	---	---	---	---	---	---

Totals

Events

57
----

Total Vehicle Count			Total Voucher Issues		Total Fleet Issues		Vehicles	
Private	Fleet	Total	Gas Caps	Repairs	Gas Caps	Repairs	"Dirty"	"Clean"
229	138	367	9	15	0	14	37	330

**ATTACHMENT 3**

**CLEAN FLEET EMISSIONS REDUCTIONS  
DATA**





Voucher	Invoice Date		Pre-Repair g/mi			Post-Repair g/mi			Annual Reductions lbs/yr		
			HC	NOx	CO	HC	NOx	CO	HC	NOx	CO
280	12/14/2017	Left/Single	1.31	1.24	9.65	0.28	0.37	9.39	31.91	26.99	7.77
		Right									

Voucher	Invoice Date		Pre-Repair g/mi			Post-Repair g/mi			Annual Reductions lbs/yr		
			HC	NOx	CO	HC	NOx	CO	HC	NOx	CO
474	12/14/2017	Left/Single	17.36	0.34	135.37	0.35	1.74	58.25	525.1	-43.19	2380.07
		Right									

Repair Count

### Voucher Redeemed Gas Caps

Invoice Date	VoucherID
5/10/2017	0496
11/10/2017	407
2/14/2018	479

Gas Cap Count

HC Reductions lbs/yr

### Annual Reductions lbs/yr

HC	NOx	CO
2774.03	-20.25	16204.38

HC Includes Gas Caps

## **ATTACHMENT 4**

# **POLLUTION PREVENTION PARTNERSHIP EDUCATION/OUTREACH SUMMARY**





# Meetings

Wednesday, March 28, 2018

10:03:19 AM

Date	Time	Location	Group or Event	Topic	Presentation	Attendance
5/18/2017	2:30:00 PM	Moody High School	Mr. Dulip's Environmental Science Class	Ozone formation, TCEQ design values and testing equipment demonstrations	Moody HS 2017.pptx	15
6/15/2017	8:30:00 AM	Ortiz Center Corpus Christi	TxDOT Freight Stakeholder Workshops	Stakeholder freight corridor priority corridor recommendations		20
6/16/2017	8:00:00 AM	Texas A&M University -Corpus Christi	ME by the SEa Math and science educator conference	Ozone education and prevention. Promotion of AutoCheck, pollution prevention resources for educators and classroom speaking services.	Discussions with conference attendees.	77
7/29/2017	9:00:00 AM	First United Methodist Church Portland	Health Fair	Ozone Health effects AutoCheck promotion	Oral presentations to attendees	73
8/19/2017	10:00:00 AM	Miller High School	LEAD First Back to School Health Fair 2017	Ozone prevention strategies, fuel efficiency, and AutoCheck promotion		2000
10/27/2017	11:30:00 AM	Del Mar College- West Campus	Nueces County Community Action Agency-HEAD START Health Advisory Committee	Networking Community Health Services and AutoCheck Promotion	AutoCheck Annoucnment	44
10/31/2017	2:00:00 PM	Port Administration Building	Corpus Christi Air Quality Group	TCEQ ozone action days, air monitoring networks, funding for air quality programs.		17
10/31/2017	8:30:00 AM	119 Clemmer CC, TX	Kids of the Neighborhood Head Start	Heath effects of ozone, ozone prevention strategies, fuel economy, car maintenance and AutoCheck Promotion.	Oral and demonstration	5

Date	Time	Location	Group or Event	Topic	Presentation	Attendance
11/9/2017	11:00:00 AM	Flint Hills Resources Learning and Performance Center	Health and wellness fair Flint Hills Employees	Ozone reduction Health and AutoCheck Promotion	Oral presentations	27
2/23/2018	11:30:00 AM	Del Mar College West Campus	Nueces County Community Action Agency Health Services Advisory Committee	Heath Fair Planning and Head Start staff and family education.		0
3/6/2018	8:00:00 AM	Shannon Estates Elementary	Shannon Estates Elementary Science Spectacular Science Fair	Air Pollution Prevention, Tex & Dot Drive Clean Across Texas video, Powerpoint show, Measuring Equipment Demonstrations	Elementarty Science Fair Ozone.pptx	153
3/7/2018	10:45:00 AM	Moody High School	Girls in Engineering Science and Math Conference	Creativity, Imagination, mental modeling, Pollution Prevention, Environmental engineering and Measuring tools demonstrations.	Elementarty Science Fair Ozone.pptx	662
12	Meetings and Informational Events			Networking and Informational Contacts		3093

**ATTACHMENT 5**

**EMISSION REDUCTION RESPONSE SHEETS  
AND LETTERS**

## CORPUS CHRISTI OZONE SEASON AIR EMISSION REDUCTION PROJECTS

### May 2017 – April 2018

#### Communications:

- ✓ Register with TCEQ to receive weekly ozone forecasts. Forecasts are provided via email, text or social media and can be easily forwarded throughout your workplace. You can register at:  
<https://service.govdelivery.com/accounts/TXTCEQ/subscriber/new>
- ✓ Register with AirNow to receive daily emails or texts for ozone action days. It is free and easy!  
<http://www.enviroflash.info/signup.cfm>
- Communicate elevated ozone forecasts to employees, vendors and contractors.
  - Include emission reduction policies or recommendations in communications.
- Look in to your work place being a “Best Work Place For Commuters”. More about the program can be found at <http://www.bestworkplaces.org>
  - Provide a ride-match program. Encourage employees to car pool – even if it’s just for lunch. Preferred parking could be all the incentive they need!
  - Encourage employees to use alternative modes of transportation (bus, bike, walk). Casual dress allowance is a great and free incentive.
  - Encourage employees to telecommute. Studies show it increases moral and workers are just as productive.
  - Encourage teleconferencing instead of wasted time and added air emissions driving to meetings.
  - Provide flexible work schedules or compressed work weeks to take vehicles off the road during peak times.
  - Participate in the RTA Van Pool program. RTA will provide a van for employee commutes. Fees are dependent upon service area. More information can be found at <https://www.ccrta.org/rider-info/programs/> or calling 1-800-VAN-SHARE.
- Provide ozone education and emissions reductions tips in your routine employee training
- Have emission reduction tips and recommendations posted in your workplace lobby, elevators and computer screensavers. Pre-scripted messages, tweets and more can be emailed to you to copy and send along.  
[Gretchen.arnold@stx.rr.com](mailto:Gretchen.arnold@stx.rr.com)
- Fly air quality flags at the company work site. More about obtaining flags can be found at [www.airnow.gov/flag](http://www.airnow.gov/flag)

#### Contractors and Vendors

- Have an anti-idle policy for all contractor and delivery vehicles
- Postpone non-essential deliveries on elevated ozone days
- ✓ Require painters to use low VOC paints, solvents and adhesives
- Require grounds crews to postpone operations on elevated ozone days
- ✓ Require vendors and contractors to properly dispose of rags, buckets, drums, etc. that contain VOC chemicals
- Require vendors and contractors to use scrubbers on VOC chemical extraction processes
- Give preference to vendors (maintenance, construction, landscaping) that use low emissions equipment
- Give preference to vendors that use low emissions products

#### Fleet

- Include alternative fueled (propane, CNG) vehicles in your fleet
- Emissions test your fleet and keep fleet in well maintained state
- Encourage employees to have their vehicle emissions tested. Host a testing day on your site. Call AutoCheck at 825-3070

Fleet (continued)

- Replace older units in fleet
- Repower or replace older engines in fleet
- Have an anti-idle policy for your fleet
- Install filter traps and DOCs on your diesel fleet
- Perform diesel retrofits
- Use low sulfur diesel fuel for your diesel fleet
- Require inside fence-line transportation to be shuttle or bicycle
- Join the SmartWay program if you work with shipping via truck, rail, ship or air deliveries. More can be found at [www.epa.gov/smartway](http://www.epa.gov/smartway) Call Trent Thigpen with Pollution Prevention Partnership at 361-825-3070 for more information.

Operations

- Flare reduction program
- Production of low sulfur diesel
- Production of low Reid vapor pressure gasoline
- Utilization of IR cameras to detect and repair fugitive emissions
- Perform routine inspections for leaks and fugitive emissions

Equipment

- Installation of low NOx burners on boilers, heaters or water heaters
- Use of flue gas recirculation
- Use of vapor recovery or incineration
- Installation of scrubbers
- Installation of additional seals and liners on storage tanks
- Continuous and routine inspection of storage tanks for fugitive emissions

Energy Efficiency

- Encourage employees to turn off lights in rooms that are not in use.
- Set office and field equipment in low power mode when possible
- Repair poor seals around windows
- Set thermostats to a comfortable but efficient level
- Look into [www.http://www.energystar.gov/buildings](http://www.energystar.gov/buildings)

Other \_\_\_\_\_

Company Name: Kiewit Offshore Services Ltd.

Address: 2440 Kiewit Road, Ingleside, Tx 78362

# CORPUS CHRISTI OZONE SEASON AIR EMISSION REDUCTION PROJECTS

## May 2017 – April 2018

### Communications:

- ✓ Register with TCEQ to receive weekly ozone forecasts. Forecasts are provided via email, text or social media and can be easily forwarded throughout your workplace. You can register at:  
<https://service.govdelivery.com/accounts/TXTCEQ/subscriber/new>
- ✓ Register with AirNow to receive daily emails or texts for ozone action days. It is free and easy!  
<http://www.enviroflash.info/signup.cfm>
- ✓ Communicate elevated ozone forecasts to employees, vendors and contractors.
  - ✓ Include emission reduction policies or recommendations in communications.
- Look in to your work place being a “Best Work Place For Commuters”. More about the program can be found at <http://www.bestworkplaces.org>
  - Provide a ride-match program. Encourage employees to car pool – even if it’s just for lunch. Preferred parking could be all the incentive they need!
  - Encourage employees to use alternative modes of transportation (bus, bike, walk). Casual dress allowance is a great and free incentive.
  - Encourage employees to telecommute. Studies show it increases moral and workers are just as productive.
  - ✓ Encourage teleconferencing instead of wasted time and added air emissions driving to meetings.
  - ✓ Provide flexible work schedules or compressed work weeks to take vehicles off the road during peak times.
  - Participate in the RTA Van Pool program. RTA will provide a van for employee commutes. Fees are dependent upon service area. More information can be found at <https://www.ccrta.org/rider-info/programs/> or calling 1-800-VAN-SHARE.
- Provide ozone education and emissions reductions tips in your routine employee training
- Have emission reduction tips and recommendations posted in your workplace lobby, elevators and computer screensavers. Pre-scripted messages, tweets and more can be emailed to you to copy and send along.  
[Gretchen.arnold@stx.rr.com](mailto:Gretchen.arnold@stx.rr.com)
- Fly air quality flags at the company work site. More about obtaining flags can be found at [www.airnow.gov/flag](http://www.airnow.gov/flag)

### Contractors and Vendors

- Have an anti-idle policy for all contractor and delivery vehicles
- Postpone non-essential deliveries on elevated ozone days
- ✓ Require painters to use low VOC paints, solvents and adhesives
- Require grounds crews to postpone operations on elevated ozone days
- ✓ Require vendors and contractors to properly dispose of rags, buckets, drums, etc. that contain VOC chemicals
- ✓ Require vendors and contractors to use scrubbers on VOC chemical extraction processes
- Give preference to vendors (maintenance, construction, landscaping) that use low emissions equipment
- Give preference to vendors that use low emissions products

### Fleet

- Include alternative fueled (propane, CNG) vehicles in your fleet
- Emissions test your fleet and keep fleet in well maintained state
- ✓ Encourage employees to have their vehicle emissions tested. Host a testing day on your site. Call AutoCheck at 825-3070

## Fleet (continued)

- ✓ Replace older units in fleet
- ✓ Repower or replace older engines in fleet
- Have an anti-idle policy for your fleet
- Install filter traps and DOCs on your diesel fleet
- Perform diesel retrofits
- ✓ Use low sulfur diesel fuel for your diesel fleet
- Require inside fence-line transportation to be shuttle or bicycle
- Join the SmartWay program if you work with shipping via truck, rail, ship or air deliveries. More can be found at [www.epa.gov/smartway](http://www.epa.gov/smartway) Call Trent Thigpen with Pollution Prevention Partnership at 361-825-3070 for more information.

## Operations

- ✓ Flare reduction program
- ✓ Production of low sulfur diesel
- ✓ Production of low Reid vapor pressure gasoline
- ✓ Utilization of IR cameras to detect and repair fugitive emissions
- ✓ Perform routine inspections for leaks and fugitive emissions

## Equipment

- ✓ Installation of low NOx burners on boilers, heaters or water heaters
- ✓ Use of flue gas recirculation
- ✓ Use of vapor recovery or incineration
- ✓ Installation of scrubbers
- ✓ Installation of additional seals and liners on storage tanks
- ✓ Continuous and routine inspection of storage tanks for fugitive emissions

## Energy Efficiency

- ✓ Encourage employees to turn off lights in rooms that are not in use.
- ✓ Set office and field equipment in low power mode when possible
- ✓ Repair poor seals around windows
- ✓ Set thermostats to a comfortable but efficient level
- Look into [www.http://www.energystar.gov/buildings](http://www.energystar.gov/buildings)

Other Utilize Flare Gas Analyzers

Company Name: Flint Hills Resources Corpus Christi, LLC

Address: 2825 Suntide Road

Corpus Christi, Texas 78409

# CORPUS CHRISTI OZONE SEASON AIR EMISSION REDUCTION PROJECTS

## May 2017 – April 2018

### Communications:

- Register with TCEQ to receive weekly ozone forecasts. Forecasts are provided via email, text or social media and can be easily forwarded throughout your workplace. You can register at:  
<https://service.govdelivery.com/accounts/TXTCEQ/subscriber/new>
- Register with AirNow to receive daily emails or texts for ozone action days. It is free and easy!  
<http://www.enviroflash.info/signup.cfm>
- Communicate elevated ozone forecasts to employees, vendors and contractors.
  - Include emission reduction policies or recommendations in communications.
- Look in to your work place being a “Best Work Place For Commuters”. More about the program can be found at <http://www.bestworkplaces.org>
  - Provide a ride-match program. Encourage employees to car pool – even if it’s just for lunch. Preferred parking could be all the incentive they need!
  - Encourage employees to use alternative modes of transportation (bus, bike, walk). Casual dress allowance is a great and free incentive.
  - Encourage employees to telecommute. Studies show it increases moral and workers are just as productive.
  - Encourage teleconferencing instead of wasted time and added air emissions driving to meetings.
  - Provide flexible work schedules or compressed work weeks to take vehicles off the road during peak times.
  - Participate in the RTA Van Pool program. RTA will provide a van for employee commutes. Fees are dependent upon service area. More information can be found at <https://www.cccta.org/rider-info/programs/> or calling 1-800-VAN-SHARE.
- Provide ozone education and emissions reductions tips in your routine employee training
- Have emission reduction tips and recommendations posted in your workplace lobby, elevators and computer screensavers. Pre -scripted messages, tweets and more can be emailed to you to copy and send along.  
[Gretchen.arnold@stx.rr.com](mailto:Gretchen.arnold@stx.rr.com)
- Fly air quality flags at the company work site. More about obtaining flags can be found at [www.airnow.gov/flag](http://www.airnow.gov/flag)

### Contractors and Vendors

- Have an anti-idle policy for all contractor and delivery vehicles
- Postpone non-essential deliveries on elevated ozone days
- Require painters to use low VOC paints
- Require grounds crews to postpone operations on elevated ozone days
- Require vendors and contractors to use low VOC solvents
- Require vendors and contractors to use low VOC adhesives
- Require vendors and contractors to properly dispose of rags, buckets, drums, etc. that contain VOC chemicals
- Require vendors and contractors to use scrubbers on VOC chemical extraction processes
- Give preference to vendors (maintenance, construction, landscaping) that use low emissions equipment
- Give preference to vendors that use low emissions products



## Fleet

- Include alternative fueled (propane, CNG) vehicles in your fleet
- Emissions test your fleet and keep fleet in well maintained state
- Encourage employees to have their vehicle emissions tested. Host a testing day on your site. Call AutoCheck at 825-3070
- Replace older units in fleet
- Repower or replace older engines in fleet
- Have an anti-idle policy for your fleet
- Install filter traps and DOCs on your diesel fleet
- Perform diesel retrofits
- Use low sulfur diesel fuel for your diesel fleet
- Require inside fence-line transportation to be shuttle or bicycle
- Join the SmartWay program if you work with shipping via truck, rail, ship or air deliveries. More can be found at [www.epa.gov/smartway](http://www.epa.gov/smartway) Call Trent Thigpen with Pollution Prevention Partnership at 361-825-3070 for more information.
- Provide bicycles inside facility for transportation purposes.

## Operations

- Flare reduction program
- Production of low sulfur diesel
- Production of low Reid vapor pressure gasoline
- Utilization of IR cameras to detect and repair fugitive emissions
- Perform routine inspections for leaks and fugitive emissions

## Equipment

- Installation of low NOx burners on boilers
- Installation of low NOx burners on heaters
- Use of low NOx water heaters
- Use of flue gas recirculation
- Use of vapor recovery or incineration
- Installation of scrubbers
- Installation of additional seals and liners on storage tanks
- Continuous and routine inspection of storage tanks for fugitive emissions

## Energy Efficiency

- Encourage employees to turn off lights in rooms that are not in use.
- Set office and field equipment in low power mode when possible
- Repair poor seals around windows
- Set thermostats to a comfortable but efficient level
- Look into [www.http://www.energystar.gov/buildings](http://www.energystar.gov/buildings)

Company Name: Valero Corpus Christi Refineries

Address: 1147 Cantwell Lane

Corpus Christi, TX 78407

## Gretchen

---

**From:** Kenall, Kevin <KKenall@citgo.com>  
**Sent:** Thursday, March 29, 2018 11:09 PM  
**To:** Gretchen (gretchen.arnold@stx.rr.com)  
**Subject:** FW: ozone advance report  
**Attachments:** emissionstips2018.docx

Not much change from last year. Year around, we use thermal oxidizers, carbon canisters, and scrubbers to minimize VOC emissions when preparing tanks for maintenance.

We also take the following specific actions on Ozone days.

- Shutdown all Non-Essential Welding
- Shutdown all Non-Essential Air Compressors
- Stop Construction Projects
- Stop Tank Maintenance
- Stop all Painting and Sandblasting
- Shutdown Gas Pump
- Reschedule Uncontrolled Loading Activities until Evening or Another Day
- Stop all Non-Essential Maintenance, e.g. Cherry Pickers
- Stop Grass Mowing

If you have any questions or need any other additional information, please let me know.

Kevin



Equistar Chemicals, LP  
A LyondellBasell Company  
P.O. Box 10940 (78460-0940)  
1501 McKinzie Road  
Corpus Christi, Texas 78410  
Phone: 361.242.8000  
Fax: 361.242.8030

---

April 5, 2018

Ms. Gretchen Arnold  
Chair, Corpus Christi Air Quality Group  
121 Atlantic St  
Corpus Christi, Texas 78404

Re: **Equistar Chemicals, LP – Corpus Christi Complex  
Ozone Advance Program  
Voluntary Air Emission Reduction Examples**

Dear Ms. Arnold:

Equistar Chemicals, LP – Corpus Christi Complex (Equistar) continues to support the efforts of the Ozone Advance Program and the Coastal Bend Regional Air Quality Committee to maintain attainment with the 8-hour ozone standard for the Corpus Christi Urban Airshed. As part of our commitment, Equistar has implemented voluntary emission-reduction projects as described below.

Communications:

- Registered to receive ozone elevation notifications
- Communicate emission reduction recommendations to employees and vendors
- Provide ozone education to personnel
- Adjust delivery schedules if possible to reduce excess driving

Operations:

- Flare reduction/minimization program
- Utilization of IR cameras for inspections
- Routine inspections for fugitive emissions
- Use of Low NOx burners
- Use of CEMS analyzers to monitor NOx and CO emissions
- Use of low emitting tank roofs
- Regular tune-ups of boilers and process heaters
- Fired source alarm controls to optimize combustion and limit firing rate
- Flare gas analyzers
- Installation of scrubbers and carbon canisters on frac tanks and vacuum trucks

Maintenance Activities:

- Delay painting when possible and to delay lawn mowing
- Avoid use of diesel air compressors when possible;
- Reduce the use of engine driven equipment as possible;
- Limit refueling of plant vehicles between 6:00 AM and 2:00 PM if possible
- Encourage carpooling to and inside the plant if possible

Office Energy Efficiency:

- Encourage employees to turn off lights in rooms that are not in use.
- Set office equipment in low power mode when possible
- Set thermostats to a comfortable but efficient level

Once again, Equistar remains committed to reduce environmental emissions and maintain compliance with the eight-hour ozone standard.

Sincerely,

A handwritten signature in cursive script that reads "Alicia Matus".

Alicia Matus  
Site Manager



March 29, 2018

Ms. Gretchen Arnold  
Chair, Corpus Christi Air Quality Committee  
121 Atlantic Street  
Corpus Christi, TX 78404

Re: Commitment to Air Quality Improvements  
NuStar Logistics, L.P.- Central West South Region

Dear Ms. Arnold:

NuStar Logistics, L.P. is committed to supporting efforts to maintain and improve air quality in the Corpus Christi Urban Airshed. Commitment to achieving environmental excellence is a top priority at NuStar and is included in the first of our company's Guiding Principles.

NuStar will promote continued improvements in the air quality of the area by voluntarily committing to the following measures:

- Promote Ozone Action Day awareness by notifying South Texas employees of the Ozone Action Days and offer suggestions for minimizing mobile sources,
- When possible, schedule maintenance activities like mowing and painting around Ozone Action Days,
- Utilize low VOC solvents, paints, and adhesives when possible and,
- Participate in the Corpus Christi Air Quality Committee.

If you have any questions, please contact me at (361) 249-9402 or by email at [wes.gore@nustarenergy.com](mailto:wes.gore@nustarenergy.com).

Sincerely,

Wes Gore  
VP and GM of NuStar Energy Central West South Region

# CORPUS CHRISTI OZONE SEASON AIR EMISSION REDUCTION PROJECTS

## May 2017 – April 2018

### Communications:

- Register with TCEQ to receive weekly ozone forecasts. Forecasts are provided via email, text or social media and can be easily forwarded throughout your workplace. You can register at:  
<https://service.govdelivery.com/accounts/TXTCEQ/subscriber/new>
- Register with AirNow to receive daily emails or texts for ozone action days. It is free and easy!  
<http://www.enviroflash.info/signup.cfm>
- Communicate elevated ozone forecasts to employees, vendors and contractors.
  - Include emission reduction policies or recommendations in communications.
- Look in to your work place being a "Best Work Place For Commuters". More about the program can be found at <http://www.bestworkplaces.org>
  - Provide a ride-match program. Encourage employees to car pool – even if it's just for lunch. Preferred parking could be all the incentive they need!
  - Encourage employees to use alternative modes of transportation (bus, bike, walk). Casual dress allowance is a great and free incentive. *RTA bus - employees and students*
  - Encourage employees to telecommute. Studies show it increases moral and workers are just as productive.
  - Encourage teleconferencing instead of wasted time and added air emissions driving to meetings.
  - Provide flexible work schedules or compressed work weeks to take vehicles off the road during peak times.
  - Participate in the RTA Van Pool program. RTA will provide a van for employee commutes. Fees are dependent upon service area. More information can be found at <https://www.ccrta.org/rider-info/programs/> or calling 1-800-VAN-SHARE.
- Provide ozone education and emissions reductions tips in your routine employee training
- Have emission reduction tips and recommendations posted in your workplace lobby, elevators and computer screensavers. Pre-scripted messages, tweets and more can be emailed to you to copy and send along.  
[Gretchen.arnold@stx.rr.com](mailto:Gretchen.arnold@stx.rr.com)
- Fly air quality flags at the company work site. More about obtaining flags can be found at [www.airnow.gov/flag](http://www.airnow.gov/flag)

### Contractors and Vendors

- Have an anti-idle policy for all contractor and delivery vehicles
- Postpone non-essential deliveries on elevated ozone days
- Require painters to use low VOC paints, solvents and adhesives
- Require grounds crews to postpone operations on elevated ozone days
- Require vendors and contractors to properly dispose of rags, buckets, drums, etc. that contain VOC chemicals
- Require vendors and contractors to use scrubbers on VOC chemical extraction processes
- Give preference to vendors (maintenance, construction, landscaping) that use low emissions equipment
- Give preference to vendors that use low emissions products

### Fleet

- Include alternative fueled (propane, CNG) vehicles in your fleet
- Emissions test your fleet and keep fleet in well maintained state
- Encourage employees to have their vehicle emissions tested. Host a testing day on your site. Call AutoCheck at 825-3070

## Fleet (continued)

- Replace older units in fleet
- Repower or replace older engines in fleet
- Have an anti-idle policy for your fleet
- Install filter traps and DOCs on your diesel fleet
- Perform diesel retrofits
- Use low sulfur diesel fuel for your diesel fleet
- Require inside fence-line transportation to be shuttle or bicycle
- Join the SmartWay program if you work with shipping via truck, rail, ship or air deliveries. More can be found at [www.epa.gov/smartway](http://www.epa.gov/smartway) Call Trent Thigpen with Pollution Prevention Partnership at 361-825-3070 for more information.

## Operations

- Flare reduction program
- Production of low sulfur diesel
- Production of low Reid vapor pressure gasoline
- Utilization of IR cameras to detect and repair fugitive emissions
- Perform routine inspections for leaks and fugitive emissions

## Equipment

- Installation of low NOx burners on boilers, heaters or water heaters
- Use of flue gas recirculation
- Use of vapor recovery or incineration
- Installation of scrubbers
- Installation of additional seals and liners on storage tanks
- Continuous and routine inspection of storage tanks for fugitive emissions

## Energy Efficiency

- Encourage employees to turn off lights in rooms that are not in use.
- Set office and field equipment in low power mode when possible
- Repair poor seals around windows
- Set thermostats to a comfortable but efficient level
- Look into [www.http://www.energystar.gov/buildings](http://www.energystar.gov/buildings)

Other shut down computers during the winter and spring break.

Company Name: Texas A&M University - Corpus Christi

Address: 6300 Ocean Drive Unit 5876  
Corpus Christi, Texas 78412

# CORPUS CHRISTI OZONE SEASON AIR EMISSION REDUCTION PROJECTS

## May 2017 – April 2018

### Communications:

- Register with TCEQ to receive weekly ozone forecasts. Forecasts are provided via email, text or social media and can be easily forwarded throughout your workplace. You can register at:  
<https://service.govdelivery.com/accounts/TXTCEQ/subscriber/new>
- Register with AirNow to receive daily emails or texts for ozone action days. It is free and easy!  
<http://www.enviroflash.info/signup.cfm>
- Communicate elevated ozone forecasts to employees, vendors and contractors.
- Include emission reduction policies or recommendations in communications.
- Look in to your work place being a “Best Work Place For Commuters”. More about the program can be found at <http://www.bestworkplaces.org>
  - Provide a ride-match program. Encourage employees to car pool – even if it’s just for lunch. Preferred parking could be all the incentive they need!
  - Encourage employees to use alternative modes of transportation (bus, bike, walk). Casual dress allowance is a great and free incentive.
  - Encourage employees to telecommute. Studies show it increases moral and workers are just as productive.
  - Encourage teleconferencing instead of wasted time and added air emissions driving to meetings.
  - Provide flexible work schedules or compressed work weeks to take vehicles off the road during peak times.
  - Participate in the RTA Van Pool program. RTA will provide a van for employee commutes. Fees are dependent upon service area. More information can be found at <https://www.ccrta.org/rider-info/programs/> or calling 1-800-VAN-SHARE.
- Provide ozone education and emissions reductions tips in your routine employee training
- Have emission reduction tips and recommendations posted in your workplace lobby, elevators and computer screensavers. Pre -scripted messages, tweets and more can be emailed to you to copy and send along.  
[Gretchen.arnold@stx.rr.com](mailto:Gretchen.arnold@stx.rr.com)
- Fly air quality flags at the company work site. More about obtaining flags can be found at [www.airnow.gov/flag](http://www.airnow.gov/flag)

### Contractors and Vendors

- Have an anti-idle policy for all contractor and delivery vehicles
- Postpone non-essential deliveries on elevated ozone days
- Require painters to use low VOC paints, solvents and adhesives
- Require grounds crews to postpone operations on elevated ozone days
- Require vendors and contractors to properly dispose of rags, buckets, drums, etc. that contain VOC chemicals
  - Require vendors and contractors to use scrubbers on VOC chemical extraction processes
  - Give preference to vendors (maintenance, construction, landscaping) that use low emissions equipment
  - Give preference to vendors that use low emissions products

### Fleet

- Include alternative fueled (propane, CNG) vehicles in your fleet
- Emissions test your fleet and keep fleet in well maintained state
- Encourage employees to have their vehicle emissions tested. Host a testing day on your site. Call AutoCheck at 825-3070



Fleet (continued)

- Replace older units in fleet
- Repower or replace older engines in fleet
- Have an anti-idle policy for your fleet
  - Install filter traps and DOCs on your diesel fleet
  - Perform diesel retrofits
- Use low sulfur diesel fuel for your diesel fleet
  - Require inside fence-line transportation to be shuttle or bicycle
  - Join the SmartWay program if you work with shipping via truck, rail, ship or air deliveries. More can be found at [www.epa.gov/smartway](http://www.epa.gov/smartway) Call Trent Thigpen with Pollution Prevention Partnership at 361-825-3070 for more information.

Operations

- Flare reduction program
- Production of low sulfur diesel
- Production of low Reid vapor pressure gasoline
- Utilization of IR cameras to detect and repair fugitive emissions
- Perform routine inspections for leaks and fugitive emissions

Equipment

- Installation of low NOx burners on boilers, heaters or water heaters
- Use of flue gas recirculation
- Use of vapor recovery or incineration
- Installation of scrubbers
- Installation of additional seals and liners on storage tanks
- Continuous and routine inspection of storage tanks for fugitive emissions

Energy Efficiency

- Encourage employees to turn off lights in rooms that are not in use.
  - Set office and field equipment in low power mode when possible
  - Repair poor seals around windows
  - Set thermostats to a comfortable but efficient level
  - Look into [www.http://www.energystar.gov/buildings](http://www.energystar.gov/buildings)

Other Purchase 100% of electricity consumed from green energy supplies.

Company Name: Port of Corpus Christi Authority

Address: PO Box 1541

Corpus Christi, Texas 78403

## CORPUS CHRISTI OZONE SEASON AIR EMISSION REDUCTION PROJECTS

### May 2017 – April 2018

#### Communications:

- ✓ Register with TCEQ to receive weekly ozone forecasts. Forecasts are provided via email, text or social media and can be easily forwarded throughout your workplace. You can register at:  
<https://service.govdelivery.com/accounts/TXTCEQ/subscriber/new>
- ✓ Register with AirNow to receive daily emails or texts for ozone action days. It is free and easy!  
<http://www.enviroflash.info/signup.cfm>
- ✓ Communicate elevated ozone forecasts to employees, vendors and contractors.
  - Include emission reduction policies or recommendations in communications.
- Look in to your work place being a “Best Work Place For Commuters”. More about the program can be found at <http://www.bestworkplaces.org>
  - Provide a ride-match program. Encourage employees to car pool – even if it’s just for lunch. Preferred parking could be all the incentive they need!
  - Encourage employees to use alternative modes of transportation (bus, bike, walk). Casual dress allowance is a great and free incentive.
  - Encourage employees to telecommute. Studies show it increases moral and workers are just as productive.
  - Encourage teleconferencing instead of wasted time and added air emissions driving to meetings.
  - Provide flexible work schedules or compressed work weeks to take vehicles off the road during peak times.
  - Participate in the RTA Van Pool program. RTA will provide a van for employee commutes. Fees are dependent upon service area. More information can be found at <https://www.ccrta.org/rider-info/programs/> or calling 1-800-VAN-SHARE.
- ✓ Provide ozone education and emissions reductions tips in your routine employee training
  - Have emission reduction tips and recommendations posted in your workplace lobby, elevators and computer screensavers. Pre-scripted messages, tweets and more can be emailed to you to copy and send along. [Gretchen.arnold@stx.rr.com](mailto:Gretchen.arnold@stx.rr.com)
  - Fly air quality flags at the company work site. More about obtaining flags can be found at [www.airnow.gov/flag](http://www.airnow.gov/flag)

#### Contractors and Vendors

- ✓ Have an anti-idle policy for all contractor and delivery vehicles
  - Postpone non-essential deliveries on elevated ozone days
- ✓ Require painters to use low VOC paints, solvents and adhesives
- ✓ Require grounds crews to postpone operations on elevated ozone days
- ✓ Require vendors and contractors to properly dispose of rags, buckets, drums, etc. that contain VOC chemicals
- ✓ Require vendors and contractors to use scrubbers on VOC chemical extraction processes
- ✓ Give preference to vendors (maintenance, construction, landscaping) that use low emissions equipment
- ✓ Give preference to vendors that use low emissions products

#### Fleet

- Include alternative fueled (propane, CNG) vehicles in your fleet
- ✓ Emissions test your fleet and keep fleet in well maintained state
- ✓ Encourage employees to have their vehicle emissions tested. Host a testing day on your site. Call AutoCheck at 825-3070

Fleet (continued)

- Replace older units in fleet
- Repower or replace older engines in fleet
- Have an anti-idle policy for your fleet
- Install filter traps and DOCs on your diesel fleet
- Perform diesel retrofits
- Use low sulfur diesel fuel for your diesel fleet
- Require inside fence-line transportation to be shuttle or bicycle
- Join the SmartWay program if you work with shipping via truck, rail, ship or air deliveries. More can be found at [www.epa.gov/smartway](http://www.epa.gov/smartway) Call Trent Thigpen with Pollution Prevention Partnership at 361-825-3070 for more information.
- USE ELECTRIC GOLF CARTS FOR IN-PLANT TRANSPORTATION (VERSUS GAS-POWERED)

Operations

- Flare reduction program
- Production of low sulfur diesel
- Production of low Reid vapor pressure gasoline
- Utilization of IR cameras to detect and repair fugitive emissions
- Perform routine inspections for leaks and fugitive emissions

Equipment

- Installation of low NOx burners on boilers, heaters or water heaters
- Use of flue gas recirculation
- Use of vapor recovery or incineration
- Installation of scrubbers
- Installation of additional seals and liners on storage tanks
- Continuous and routine inspection of storage tanks for fugitive emissions
- USE OF SELECTIVE CATALYTIC REDUCTION (SCR) ON NOx EMISSION SOURCES

Energy Efficiency

- Encourage employees to turn off lights in rooms that are not in use.
- Set office and field equipment in low power mode when possible
- Repair poor seals around windows
- Set thermostats to a comfortable but efficient level
- Look into [www.http://www.energystar.gov/buildings](http://www.energystar.gov/buildings)

Other \_\_\_\_\_

Company Name: OCCIDENTAL CHEMICAL CORPORATION - INGLESIDE FACILITY


PHYSICAL Address: 4133 HWY 361, GREGORY, TX 78359

MAILING ADDRESS: P.O. BOX CC, INGLESIDE, TX 78362

# County of Nueces

## Department of Public Works

County Roads and Bridges  
Engineering Services  
Facilities Management  
Environmental Enforcement  
9\*1\*1 Addressing Program



**Glen R. Sullivan, P.E.**

Director of Public Works  
Nueces County Engineer

March 29, 2018

Gretchen Arnold  
Chair, Corpus Christi Air Quality Group  
121 Atlantic St.  
Corpus Christi, TX. 78404

Re: Nueces County Public Works Ozone Emissions Reduction Voluntary Measures-May 1, 2017-March 28, 2018

Dear Ms. Arnold:

In response to your request for a summary of our voluntary ozone and ozone precursor pollutants reductions measures, we have summarized Nueces County's efforts to reduce ozone emissions by innovative means. Ozone (NOx and VOCs) reduction measures are for activities and operations conducted between May 1, 2017, through March 28, 2018.

Public Works maintain a fleet of vehicles and equipment used in routine maintenance of roads and bridges in the un-incorporated areas of Nueces County.

Public Works also maintains 50 buildings that consume utilities (electricity, natural gas and water). All of our biggest buildings have been retrofitted with sequentially programmed devices controlled and operated by a Network Augmentation Engine to conserve energy, and significantly reduce energy consumption of energy. This results in reduction of fossil fuel consumption during the generation of electricity. All of our energy reduction measures regarding personnel activities, behavior and practice, are voluntary.

### **Communications & Training:**

Senior staff keeps track of media broadcasts associated with elevated ozone forecasts, which in turn are communicated to field supervisors and foremen. All employees, vendors and contractors are encouraged to voluntarily conduct activities that provide emission reductions, without compromising safety, work output quality or schedules that allow compliance with State Regulations as well as mandatory Jail Standards.

- (i). Employees are encouraged to car pool, particularly on elevated ozone days – even for lunch.
- (ii). Employees are encouraged to use alternative modes of transportation (bus, bike, walk), particularly on elevated ozone days.
- (iii). Exempt employees have liberty to dress casual.
- (iv). Employees are encouraged to take advantage of the RTA van pool program as far as practicable.
- (v). Pool cars are provided designated parking spots.
- (vi). Informal ozone education is imparted during routine interaction between senior staff, foremen, supervisors and employees.

## **Contractors and Vendors**

- (i). Recommend minimal idling of vehicles by contractor and delivery vehicles.
- (ii). Prioritize and schedule deliveries by reducing non-essential deliveries on elevated ozone days.
- (iii). Recommend painters to use low VOC paints as practicable.
- (iv). Require grounds crews to minimize (for public safety reasons they are not postponed) operations on elevated ozone days.
- (v). Recommend vendors and contractors to use low VOC solvents.
- (vi). Recommend vendors and contractors to use low VOC adhesives.
- (vii). Require vendors/contractors to properly dispose of rags, buckets, drums, etc. that contain VOC chemicals

## **Fleet**


- (i). We have alternative fueled (propane, CNG) vehicles in our fleet.
- (ii). Emissions test our fleet and keep fleet in well maintained state.
- (iii). Programmed and scheduled replacement of older units in fleet.
- (iv). Replace or rehabilitate older engines in fleet.
- (v). Recommend minimum idling of all fleet vehicles, with due consideration for public and employee safety.
- (vi). Perform diesel retrofits as needed.
- (vii). Use low sulfur diesel fuel for our diesel fleet.

## **Equipment**

- (i). All boilers operate on natural gas fuel with low NOx burners.
- (ii). Boilers and heaters are under scheduled maintenance to reduce ozone associated emissions.
- (iii). All of the HVAC chilled water systems (chillers, condensers, evaporators, cooling towers, AHUs, VAVs et al) located at the Courthouse and Jail, Juvenile Detention, and MckInzie Annex have been retrofitted with Energy Savings Controls like VFDs, Network Integration Engines, Field Controllers, gauges, sensors, transmitters, capacitor banks, water conservation measures, solar water heaters, solar photovoltaic electricity generators, a wind turbine and a solar array at Central garage, all towards conservation of energy which augments reduction of ozone related emissions from the point source (Electricity Generation Power Station). This was done in 2 phases under the State of Texas –State Energy Conservation Office recommended engineered equipment utility cost reduction measures (UCRMs), at a cost of about \$ 18 million. Energy efficiency has resulted in significant energy savings and emissions reductions especially of ozone associated contaminants.
- (iv). All of the HVAC and other equipment is maintained under a rigorous scheduled maintenance program.
- (vii). All lights in office areas are automatically turned on and off as sensed by infra red and photo sensors.
- (viii). Third party verified measurement of conservation savings shows reduction in actual consumption for water, gas and electricity, in a range between 20 to 25 %, which should proportionally reduce emissions from the Power Generation point source from reduced demand.

If you have any questions, please contact me or Dipak V. Desai, P.E., Principal Engineer.

Sincerely,



Glen R. Sullivan, P.E.  
Director of Public Works

## CORPUS CHRISTI OZONE SEASON AIR EMISSION REDUCTION PROJECTS

### May 2017 – April 2018

#### Communications:

- ✓ Register with TCEQ to receive weekly ozone forecasts. Forecasts are provided via email, text or social media and can be easily forwarded throughout your workplace. You can register at:  
<https://service.govdelivery.com/accounts/TXTCEQ/subscriber/new>
- ✓ Register with AirNow to receive daily emails or texts for ozone action days. It is free and easy!  
<http://www.enviroflash.info/signup.cfm>
- ✓ Communicate elevated ozone forecasts to employees, vendors and contractors.
  - ✓ Include emission reduction policies or recommendations in communications.
- Look in to your work place being a “Best Work Place For Commuters”. More about the program can be found at <http://www.bestworkplaces.org>
  - Provide a ride-match program. Encourage employees to car pool – even if it’s just for lunch. Preferred parking could be all the incentive they need!
  - Encourage employees to use alternative modes of transportation (bus, bike, walk). Casual dress allowance is a great and free incentive.
  - Encourage employees to telecommute. Studies show it increases moral and workers are just as productive.
  - Encourage teleconferencing instead of wasted time and added air emissions driving to meetings.
  - Provide flexible work schedules or compressed work weeks to take vehicles off the road during peak times.
  - Participate in the RTA Van Pool program. RTA will provide a van for employee commutes. Fees are dependent upon service area. More information can be found at <https://www.ccrtta.org/rider-info/programs/> or calling 1-800-VAN-SHARE.
- Provide ozone education and emissions reductions tips in your routine employee training
- ✓ Have emission reduction tips and recommendations posted in your workplace lobby, elevators and computer screensavers. Pre -scripted messages, tweets and more can be emailed to you to copy and send along.  
[Gretchen.arnold@stx.rr.com](mailto:Gretchen.arnold@stx.rr.com)
- Fly air quality flags at the company work site. More about obtaining flags can be found at [www.airnow.gov/flag](http://www.airnow.gov/flag)

#### Contractors and Vendors

- ✓ Have an anti-idle policy for all contractor and delivery vehicles
- Postpone non-essential deliveries on elevated ozone days
- ✓ Require painters to use low VOC paints, solvents and adhesives
- ✓ Require grounds crews to postpone operations on elevated ozone days
- ✓ Require vendors and contractors to properly dispose of rags, buckets, drums, etc. that contain VOC chemicals
- Require vendors and contractors to use scrubbers on VOC chemical extraction processes
- Give preference to vendors (maintenance, construction, landscaping) that use low emissions equipment
- Give preference to vendors that use low emissions products

#### Fleet

- Include alternative fueled (propane, CNG) vehicles in your fleet
- Emissions test your fleet and keep fleet in well maintained state
- Encourage employees to have their vehicle emissions tested. Host a testing day on your site. Call AutoCheck at 825-3070

Fleet (continued)

- Replace older units in fleet
- Repower or replace older engines in fleet
- Have an anti-idle policy for your fleet
- Install filter traps and DOCs on your diesel fleet
- Perform diesel retrofits
- Use low sulfur diesel fuel for your diesel fleet
- Require inside fence-line transportation to be shuttle or bicycle
- Join the SmartWay program if you work with shipping via truck, rail, ship or air deliveries. More can be found at [www.epa.gov/smartway](http://www.epa.gov/smartway) Call Trent Thigpen with Pollution Prevention Partnership at 361-825-3070 for more information.

Operations

- Flare reduction program
- Production of low sulfur diesel
- Production of low Reid vapor pressure gasoline
- Utilization of IR cameras to detect and repair fugitive emissions
- Perform routine inspections for leaks and fugitive emissions

Equipment

- Installation of low NOx burners on boilers, heaters or water heaters
- Use of flue gas recirculation
- Use of vapor recovery or incineration
- Installation of scrubbers
- Installation of additional seals and liners on storage tanks
- Continuous and routine inspection of storage tanks for fugitive emissions

Energy Efficiency

- Encourage employees to turn off lights in rooms that are not in use.
- Set office and field equipment in low power mode when possible
- Repair poor seals around windows
- Set thermostats to a comfortable but efficient level
- Look into [www.http://www.energystar.gov/buildings](http://www.energystar.gov/buildings)

Other \_\_\_\_\_

Company Name: Voestalpine Texas LLC

Address: 2800 Kay Bailey Hutchison Rd  
Portland, TX 78374

Operation of Public Use Compressed Natural Gas (CNG Fueling Facilities)

Formatted: Font: (Default) +Headings (Calibri Light), 14 pt, Bold

1. Path Forward Commitment

Formatted: Font: (Default) +Headings (Calibri Light), 14 pt, Bold

*The City of Corpus Christi will continue to operate two public use CNG fueling stations. The City of Corpus Christi plans to purchase 15 Original Equipment Manufacture bi-fuel CNG vehicles within the year.*

Formatted: Font: 14 pt, Not Bold, Font color: Auto

Formatted: Font: 14 pt, Not Bold, No underline, Font color: Auto

Formatted: Font: 12 pt

Formatted: Font: 12 pt

Formatted: Font: 12 pt

Status of Commitment for Year 1

Formatted: Font: 14 pt, Not Bold, Font color: Auto

The commitment is on track with the schedule stated in the Path Forward Plan. The City of Corpus Christi has three (3) CNG stations; one (1) for City use only and two (2) are available for public use. The City has established a fourth CNG station that is available to the public.

Formatted: Font: 12 pt

Formatted: Font: 12 pt

Formatted: Font: 12 pt

Formatted: Font: 12 pt

The City of Corpus Christi has purchased seventy (70) CNG bi-fuel and dedicated vehicles in 2014.

Formatted: Font: 12 pt

Formatted: Font: 12 pt

Formatted: Font: 12 pt

Formatted: Font: 12 pt

Formatted: Font: 12 pt

Formatted: Font: 12 pt

Status of Commitment for Year 2

Formatted: Font: 12 pt

Formatted: Font: 12 pt

The commitment is on track with the schedule stated in the Path Forward Plan. The City of Corpus Christi has completed the construction of a new public CNG station. This gives the Gas Department two CNG stations for City use only and two available for the public. A total of forty-four (44) CNG bi-fuel and dedicated vehicles were purchased in 2015 to replace or add vehicles to the City's fleet.

Formatted: Font: 12 pt, Font color: Light Blue

Formatted: Font: 12 pt

Formatted: Font: 12 pt

Path Forward for Year 3 and 4

The commitment is on track with the scheduled stated in the Path Forward Plan. The city continues to consider replacing gasoline fueled vehicles with CNG equivalents. The City purchased twenty (20) CNG bi-fuel and dedicated vehicles in 2016.

Formatted: Font: 12 pt

The City is considering building additional CNG stations in Flour Bluff and Annville.

The City currently has one (1) CNG Station that is available for City and Public use and one (1) Station that serves as a backup.



1. The CNG Station located at City Hall has been removed from service and is currently being dismantled.
2. The CNG Station located at the Gas Department is no longer operational. Plans are to remove the equipment due to Station is no longer needed.
3. CNG Station at Civitan Dr is currently used as a backup fueling station.
4. The fourth CNG Station located at Ayers St is used by the City and is available for Public use
5. The City is still considering building the additional CNG Stations.

The City purchased seven (7) CNG bi-fuel and dedicated vehicles in 2017.

#### USPS Installation of CNG Fueling Station and Purchase of CNG Vehicles

##### 2. Path Forward Commitment

The US Postal Service will be installing another CNG fueling facility and will be purchasing 26 additional CNG vehicles.

##### Status of Commitment for Year 1

The US Postal Service plans to begin this project in 2015.

##### Status of Commitment for Year 2

Unfortunately the USPS has decided not to pursue the CNG facility at this time, and no additional CNG vehicles were purchased. No plans to install this station in 2016 have been identified.

##### Path Forward for Year 3

The City will continue to encourage its partners to consider CNG vehicles.

##### Path Forward for Year 4

The City will partner with the Greater Houston Natural Gas Vehicle (NGV) Alliance in promoting to the public and private fleets the use and benefits of natural gas vehicles. The City will sponsor CNG workshops with the Greater Houston NGV Alliance.

# CORPUS CHRISTI OZONE SEASON AIR EMISSION REDUCTION PROJECTS

## May 2017 – April 2018

### Communications:

- Register with TCEQ to receive weekly ozone forecasts. Forecasts are provided via email, text or social media and can be easily forwarded throughout your workplace. You can register at: <https://service.govdelivery.com/accounts/TXTCEQ/subscriber/new>
- Register with AirNow to receive daily emails or texts for ozone action days. It is free and easy! <http://www.enviroflash.info/signup.cfm>
- Communicate elevated ozone forecasts to employees, vendors and contractors.
  - Include emission reduction policies or recommendations in communications.
- Look in to your work place being a “Best Work Place For Commuters”. More about the program can be found at <http://www.bestworkplaces.org>
  - Provide a ride-match program. Encourage employees to car pool – even if it’s just for lunch. Preferred parking could be all the incentive they need!
  - Encourage employees to use alternative modes of transportation (bus, bike, walk). Casual dress allowance is a great and free incentive.
  - Encourage employees to telecommute. Studies show it increases moral and workers are just as productive.
  - Encourage teleconferencing instead of wasted time and added air emissions driving to meetings.
  - Provide flexible work schedules or compressed work weeks to take vehicles off the road during peak times
  - Participate in the RTA Van Pool program. RTA will provide a van for employee commutes. Fees are dependent upon service area. More information can be found at <https://www.ccrta.org/rider-info/programs/> or calling 1-800-VAN-SHARE.
- Provide ozone education and emissions reductions tips in your routine employee training
- Have emission reduction tips and recommendations posted in your workplace lobby, elevators and computer screensavers. Pre -scripted messages, tweets and more can be emailed to you to copy and send along. [Gretchen.arnold@stx.rr.com](mailto:Gretchen.arnold@stx.rr.com)
- Fly air quality flags at the company work site. More about obtaining flags can be found at [www.airnow.gov/flag](http://www.airnow.gov/flag)

### Contractors and Vendors

- Have an anti-idle policy for all contractor and delivery vehicles
- Postpone non-essential deliveries on elevated ozone days
- Require painters to use low VOC paints, solvents and adhesives
- Require grounds crews to postpone operations on elevated ozone days
- Require vendors and contractors to properly dispose of rags, buckets, drums, etc. that contain VOC chemicals
- Require vendors and contractors to use scrubbers on VOC chemical extraction processes
- Give preference to vendors (maintenance, construction, landscaping) that use low emissions equipment
- Give preference to vendors that use low emissions products

### Fleet

- Include alternative fueled (propane, CNG) vehicles in your fleet
- Emissions test your fleet and keep fleet in well maintained state
- Encourage employees to have their vehicle emissions tested. Host a testing day on your site. Call AutoCheck at 825-3070

## Fleet (continued)

- Replace older units in fleet
- Repower or replace older engines in fleet
- Have an anti-idle policy for your fleet
- Install filter traps and DOCs on your diesel fleet
- Perform diesel retrofits
- Use low sulfur diesel fuel for your diesel fleet
- Require inside fence-line transportation to be shuttle or bicycle
- Join the SmartWay program if you work with shipping via truck, rail, ship or air deliveries. More can be found at [www.epa.gov/smartway](http://www.epa.gov/smartway) Call Trent Thigpen with Pollution Prevention Partnership at 361-825-3070 for more information.

## Operations

- Flare reduction program
- Production of low sulfur diesel
- Production of low Reid vapor pressure gasoline
- Utilization of IR cameras to detect and repair fugitive emissions
- Perform routine inspections for leaks and fugitive emissions

## Equipment

- Installation of low NOx burners on boilers, heaters or water heaters
- Use of flue gas recirculation
- Use of vapor recovery or incineration
- Installation of scrubbers
- Installation of additional seals and liners on storage tanks
- Continuous and routine inspection of storage tanks for fugitive emissions

## Energy Efficiency

- Encourage employees to turn off lights in rooms that are not in use.
- Set office and field equipment in low power mode when possible
- Repair poor seals around windows
- Set thermostats to a comfortable but efficient level
- Look into [www.http://www.energystar.gov/buildings](http://www.energystar.gov/buildings)

Other \_\_\_\_\_

Company Name: \_\_\_\_\_ Corpus Christi MPO \_\_\_\_\_

Address: \_\_\_\_\_ 602 N. Staples Suite 300 \_\_\_\_\_

\_\_\_\_\_ Corpus Christi, TX 78401 \_\_\_\_\_

**APPENDIX A**  
**PATH FORWARD LETTER**

## APPENDIX A

### PATH FORWARD COMMITMENTS

- Port of Corpus Christi and Construction Emissions Inventory

The Corpus Christi air-shed 2011 emissions inventory provided by TCEQ did not include port emissions or construction equipment. The Corpus Christi Air Quality Group requested a work-plan and quote from StarCrest LCC to provide an inventory and accurate analysis of overall emissions contributions for our air-shed. The Port of Corpus Christi has committed to funding the Year 1 and 2 work plan for a total amount of \$153,500 and StarCrest will perform those activities.

- Establishment of Air Quality Position and Program

The Group will work with stakeholders and potential sponsors to secure funding for a position that delivers a community-wide education campaign that strives to educate members of the community about the air quality impact of their choices and lower emission alternative choices that are available to them. An educated public is an important component in a community that strives to maintain healthy air quality.

- Air Quality Curricula

An area Industry funded air quality curricula will be delivered to 5th grade classes.

- Research, Modeling and Monitoring

Operate and maintain the three research grade monitoring stations within Nueces and San Patricio counties. These include: an upwind site at the waste water treatment plant in Aransas Pass, TX (CAMS 659); a downwind site located at Violet Road, near Robstown, TX (CAMS 664); an urban site at the municipal water pumping station on Holly Road (CAMS 660), SH358 (South Padre Island Drive) in Corpus Christi.

An additional research grade monitoring station, CAMS 686 (Odem, Texas) setup in the San Patricio county as an integral part of the Supplemental Environmental Project (SEP), will also be maintained for better spatial assessment of ozone levels within the Airshed.

Acquire data using an Enfora modem and provide the data to the public, stakeholders, and other researchers on TCEQ's website using the LEADS data acquisition system.

Conduct continuous monitoring of nitrogen oxides (NOx) concentration at an identified site during the 2014-2015 ozone season.

Update the conceptual modeling report with the ozone concentrations as measured to identify and characterize the ozone episodes. The data will also be used to identify potential photochemical episodes for further analysis.

Update the attainment status of ozone National Ambient Air Quality Standards (NAAQS) and analyze the design value trends for the Airshed through the current ozone season. The ozone concentrations measured at the compliance grade monitoring stations maintained and operated by TCEQ (CAMS 04, CAMS 21) along with the research grade monitoring stations maintained and operated by UNT/TAMUK (CAMS 660, CAMS 664, CAMS 659, and CAMS 686) will be used to study the annual and seasonal trends of ozone exceedances along with the diurnal trends. The ozone concentrations will be further used to identify the episode days exceeding current NAAQS and to characterize the prevailing meteorological conditions. The analysis will be used to update the conceptual modeling report for the Airshed for further identification of photochemical modeling episodes.

- AutoCheck/Clean Fleet Vehicle Emissions Testing and Repair

The Pollution Prevention Partnership (P3) provides information, education and awareness campaigns, research and participation in and promotion of ozone reduction strategies among citizens and organizations, and administration of the AutoCheck Supplemental Environmental Program (SEP). The AutoCheck SEP provides emissions data and direct reduction of emissions by screening and repair of highly polluting vehicles.

The “Clean Fleet” vehicle emissions testing program will hold a minimum of one testing event each month. The program will include direct emissions testing from the tail pipe, possible repairs, post-repair direct emissions testing from the tail pipe, and an approximation of emissions reductions as a result of the repair. Certified garages will perform the repairs.

- Use of IR Cameras

Several Port Industries will continue to utilize IR cameras to detect and prevent fugitive emissions beyond what is required in regulations for fugitive emissions.

- CCAD Announcement of Ozone Action Days

Corpus Christi Army Depot (CCAD) is one of the largest industrial employers in the airshed and is committed to preventing pollution by including emissions reductions in ozone precursors as part of its environmental strategy. CCAD is a stakeholder in the City’s Air Quality Work Group and provides all employees with notifications when Ozone Action Days are declared and offers voluntary actions to take during and after work periods. CCAD runs a screensaver through its entire web base that informs all employees of Ozone Alert notifications and recommendations.

- Production of LRVP Gasoline

Local refineries will continue to provide the Corpus Christi area with gasoline that has a maximum vapor pressure of 7.8 psi during the months of May through September. In the month of October, 9 psi vapor pressure fuel will be provided; a reduction from the maximum of 11.5 psi currently allowed by Regulation in the month of October.

- Operation of Public Use Compressed Natural Gas (CNG) Fueling Facilities

The City of Corpus Christi will continue to operate two public use CNG fueling stations. The City of Corpus Christi plans to purchase 15 Original Equipment Manufacture bi-fuel CNG vehicles within the year.

- USPS Installation of CNG Fueling Facilities

The US Postal Service will be installing another CNG fueling facility and will be purchasing 26 additional CNG vehicles.

- RTA Purchase of CNG Vehicles

The Regional Transportation Authority (CCRTA) will replace seven (7) gasoline fueled Paratransit vehicles with seven (7) CNG fueled vehicles and 24 diesel powered buses with 24 CNG buses by December 2018.

- Bicycle Transportation Planning

The Corpus Christi Metropolitan Planning Organization (MPO) will assist other local government agencies in implementing the Regional Bicycle and Pedestrian Plan with the objective of improving facility accessibility to encourage the use of bicycling and walking as trip alternatives. The MPO will assist agencies such as the City of Corpus Christi, to establish a database of accessible bike/pedestrian facilities, to coordinate MPO and City planning documents to be consistent between policies and practices, and to facilitate dialogue between the bicycle community and TxDOT, Texas A&M University-Corpus Christi (TAMUCC), and the City about the creation of new facilities, new policies, and the dissemination of public information.

- Corpus Christi Air Quality Group Education Efforts

The Group represents a broad array of agency, industry, university, and media associations. The Chair of the Group will communicate, promote, and encourage all participants and their workplaces to take advantage of the many EPA education and outreach resources for air quality, including Enviroflash, AirNow, social media messaging, brochures, posters, anti-idling program templates and more.

- Announcement of Emission Reduction Funding Opportunities

All TCEQ Texas Emissions Reductions Program (TERP), Diesel Emissions Reductions (DERA), and other TCEQ and EPA applications for funding opportunities will be communicated to the Group and their workplaces by the Group's Chair.

- Van Share Program Promotion

The Chair of the Group will partner with a Regional Transportation Authority representative to promote the Van Share program and will arrange for presentations at major local employers.

This appendix reflects the major highlights of the Path Forward Commitments to EPA. To view the complete Path Forward letter including details, charts and attachments, please visit <https://www.epa.gov/advance/texas-corpus-christi>

**APPENDIX B**  
**ANNUAL REPORT FOR YEAR 1 ACTIVITIES**



## APPENDIX B

### ANNUAL REPORT FOR YEAR 1

- Status of Port of Corpus Christi Emissions Inventory Commitment for Year 1 and Year 2 (May 2014 – May 2016)

The commitment for Year 1 and Year 2 is now complete. StarCrest commenced work on the port emissions inventory (including harbor craft and towboats, cargo handling equipment, heavy duty vehicles, ocean going vessels, and rail) and a partial construction equipment emission inventory for Nueces and San Patricio County in June 2014. This analysis will augment the existing mobile source inventory completed by the TCEQ that was completed for 2011, estimated up for 2013, in order to provide a full more current regional emission inventory. StarCrest provided the 2013 Air Emissions Inventory Report which included only the port emissions inventory. The construction equipment inventory effort failed after several attempts to get complete data. StarCrest was able to get data from the Texas Department of Transportation on construction equipment usage in the two counties but was not able to get construction equipment data for other construction activities from the local associated Builders and Contractors or the Associated General Contractors for the timely completion of the 2013 Emissions Inventory Report.

- Path Forward Commitments for Year 2/3

A Future Path would be to utilize the emissions inventory data to identify additional emission reduction opportunities that will benefit our region. Additionally, outreach efforts to the two construction contracting company associations continue in the hopes that more accurate construction emission detail can be summarized in the next regional emission inventory.

- Status of Establishing Air Quality Position and Program Commitment for Year 1 (May 2014 – May 2015)

The commitment of efforts to fund an education position has been met and within the schedule stated in the Path Forward Plan. During May 2014-May 2015, a proposal in the amount of \$100,000 per year was developed by the Pollution Prevention Partnership at Texas A&M University-Corpus Christi to fund an air quality public education program. The proposal included a full time position salary and benefits as well as a budget for billboards, bus benches, bus wraps, media buys and printed materials. The position would also work to establish relationships with schools to fly air quality flags and distribute any other EPA available material. The proposal was submitted to several representatives of various area businesses and industry as well as the Chamber of Commerce in search of sponsorship. To date, (May 2015) funding for such a program has not been offered or available. Establishing the position and program has not taken place.

- Status for Air Quality Curricula Delivery for Year 1 (May 2014-May 2015)

An air quality curricula was provided to 5th grade students at four area schools. The curricula was delivered by an industry funded consultant. Twenty-two (22) classes received the curricula for a total of five-hundred fifty-one (551) students. Curricula included how ozone is formed, ozone producing activities and ozone emission reduction recommendations. Tests were submitted to students prior to and after receiving the curricula. Post curricula tests improved to seven out of ten possible correct

answers from a pre-test average of 4 out of 10 possible correct answers. The curricula printing, class room prizes and instructor/consultant time was sponsored by Citgo, Flint Hills and Valero Refining.

Status of Research, Modeling and Monitoring Commitment for Year 1 (May 2014-May 2015)

The commitment has been met and within the schedule stated in the Path Forward Plan. The research grade monitoring stations have been operated through 2014 measuring continuous ozone measurements and meteorological parameters including resultant wind speed, resultant wind direction, outdoor temperature, and relative humidity. The data has been published on TCEQ's website using the LEADS data acquisition system and is made available to stake holders, policy makers, researchers, and community members. The web link to view and access the data is [http://www.tceq.state.tx.us/cgi-bin/compliance/monops/daily\\_summary.pl](http://www.tceq.state.tx.us/cgi-bin/compliance/monops/daily_summary.pl). The data measured has been used to update the conceptual modeling report to assess the attainment status, identify episode days for further meteorological analysis, and locate possible regional sources contributing to long-range transport. The conceptual modeling report will be submitted for review and approval by TCEQ.

o Path Forward for Monitoring for Year 2 (May 2015-May 2016)

Continuous monitoring of ozone and prevailing meteorological conditions will be continued at the urban site – CAMS 660 and downwind site – CAMS 664 during April 1, 2015 through October 31, 2016. In consideration of industrial development in San Patricio county and monitor, the inbound air parcel transport, CAMS 685 – Ingleside monitoring site setup as an integral part of Supplemental Environmental Project (SEP) will be continued during April 1, 2015 through October 31, 2016.

• Status of NOx Monitoring Commitment for Year 1 (May 2014-May 2015)

The commitment has been met and within the schedule stated in the Path Forward Plan. Continuous monitoring of ozone precursor – nitrogen oxides (NOx) was conducted at CAMS 660 – Holly road site during ozone season of 2014. NOx concentrations ranging between 1.5 ppb to 14.5 ppb were measured during April 15, 2014 through October 31, 2014 while NOx concentrations were observed to range between 1 ppb to 10 ppb.

o Path Forward for NOx Monitoring (May 2015-May 2016)

Continuous monitoring of oxides of nitrogen (NOx) will be conducted during ozone season of 2016 (April 1, 2015 through October 31, 2016) at CAMS 660, Holly road site. Detailed data analysis will be conducted to study the trends, identify episodes, and characterize prevailing meteorological conditions.

• Status of Commitment to Upgrade Monitors for Year 1 (May 2014-May 2015)

The commitment has been completed within the schedule stated in the Path Forward Plan. Two new Teledyne-API 400E ozone analyzers and Teledyne – NOx analyzer have been acquired. RM Young wind sensors have been repaired and calibrated to acquire valid wind measurements.

• Status of Commitment to Update Model for Year 1 (May 2014-May 2015)

The commitment has been met and within the schedule stated in the Path Forward Plan. A Quality Assurance Project Plan (QAPP) to update the existing conceptual modeling report developed for ozone

season 2011 and 2012 has been developed and submitted to TCEQ's technical committee for review. Data analysis has been conducted to update the conceptual modeling report, which upon approval of QAPP will be submitted to TCEQ for review and approval.

- Status of Updating Ozone Attainment Status Commitment for Year 1 (May 2014-May 2015)

The commitment has been met and within the schedule stated in the Path Forward Plan. Ozone concentrations and meteorological conditions including resultant wind speed, resultant wind direction, outdoor temperature and relative humidity were measured at compliance grade monitoring stations including CAMS 04 and 21 maintained and operated by TCEQ and research grade monitoring stations CAMS 660, CAMS 659, CAMS 664 and CAMS 686 maintained and operated by UNT-TAMUK to update the existing conceptual modeling report. Continued decrease in the ozone design values has been noted at both the compliance and research grade monitoring stations. During 2014, the fourth highest eight hour ozone concentrations of 62 ppb, 63 ppb, 66 ppb and 67 ppb were recorded at CAMS 686, CAMS 664, CAMS 660 and CAMS 659, respectively. Data from this activity is reflected in Figures 2, 3, and 4 of this report. Additional analysis of exceedance days considering the current NAAQS of 75 ppb and proposed levels of 70 ppb, 65 ppb and 60 ppb measured at both compliance and research grade monitoring stations during 2014 was conducted to assess the temporal and spatial variations in ozone concentrations. During 2014 one day of exceedance as per the current NAAQS was recorded at CAMS 659 – upwind site and CAMS 660. Seasonal trend analysis of exceedance days demonstrated bimodal distribution with higher numbers during April through May and September through October. Meteorological analysis of the identified episode days indicated dominant wind contribution from the north and northwest. Additional trajectory analysis was conducted using the twenty-four hour backward trajectories generated using Hybrid Single-Particle Lagrangian Integrated Trajectory-Model (HYSPLIT) for the identified episode days. The trajectory analysis suggested an impact of regional transport from highly industrialized cities of Texas including Houston-Galveston, Beaumont, and Dallas-Fort Worth along with surrounding states. Data has been submitted to TCEQ for review and approval.

- Status of AutoCheck/Clean Fleet Vehicle Emissions Testing and Repair Commitment for Year 1 (May 2014-May 2015)

The commitment has been met and within the stated schedule. The Pollution Prevention Partnership held 17 events testing public and fleet vehicles for emissions. A total of 489 vehicles were tested for emissions. Thirty-eight (38) vehicles were identified as polluting and 66 gas caps were identified as leaking and replaced. Approximate emissions reductions as a result of replacing the gas caps and emission reducing repairs is two (2) tons per year of NOx and four (4) tons per year of HC. (Approximation of emissions reductions based on CARB and California emissions studies on approximating emissions reductions as a result of repairing polluting vehicles.) [http://www.valleycan.org/\\_pdfs/titu\\_-2007\\_ArvinFinalReportJuly10-2008.pdf](http://www.valleycan.org/_pdfs/titu_-2007_ArvinFinalReportJuly10-2008.pdf). The Pollution Prevention Partnership also made numerous presentations to local agencies and community groups encouraging emission-reducing activities. Groups included the Breakfast Club, the USO, local television networks, Rotary, Chamber of Commerce, and more. The Pollution Prevention Partnership's website was used to announce vehicle emission events and other emission reduction information and received 48,709 hits and the social media page reached 552 people.

- Status of use of IR Camera Commitment for Year 1 (May 2014-May 2015)

The commitment has been met and within the schedule stated in the Path Forward Plan. Several Port Industries continued to utilize IR cameras to detect and prevent fugitive emissions beyond what is required in regulations for fugitive emissions.

- Status of CCAD Notification on Ozone Action Days Commitment for Year 1(May 2014-May 2015)

Ozone forecasts are made daily by TCEQ meteorologists during the ozone-forecast season; April 1 – October 31. The forecast predicts whether ozone levels in the area are expected to reach or exceed the ozone standards. The EPA sets levels to notify the public about local air quality, and recommend steps people can take to avoid exposure to air pollutants. TCEQ meteorologists use a set of criteria from historic meteorological data, ozone measurements, and ozone-prediction models to make these predictions. When they forecast an Ozone Action Day, TCEQ meteorologists contact the National Weather Service, which then broadcasts the information across its “weather wire.” The TCEQ also provides a service to email anyone about an upcoming ozone action day. The forecasts are made, in most cases, by 2 p.m. local time and are valid for the next day. There were no Ozone Action Days during Year 1 (May 2014-May 2015), however the CCAD communication system was set up and ready to launch should an Ozone Action Day be called.

- Status of Production of LRVP Commitment for Year 1(May 2014-May 2015)

The commitment has been met and within the schedule stated in the Path Forward Plan. Local refineries provided the Corpus Christi area with gasoline that had a maximum vapor pressure of 7.8 psi during the months of May through September and 9 psi in October of 2014.

- Status of Operation of Public Use CNG Fueling Facilities Commitment for Year 1 (May 2014-May 2015)

The commitment has been met and within the schedule stated in the Path Forward Plan. The City of Corpus Christi has three (3) CNG stations; one (1) for City use only and two (2) are available for public use. The City is currently in the bid process for the establishment of a fourth CNG station which will be available to the public and expects to have that station in operation by 2nd quarter of 2016. The City of Corpus Christi has exceeded the 15 unit commitment and purchased 70 CNG bi-fuel and dedicated vehicles in 2014. There are plans to purchase a minimum of 50 bi-fuel or dedicated CNG vehicles in 2015.

- Status of USPS Installation of CNG Fueling Facility for Year 1(May 2014-May 2015)

The US Postal Service plans to begin this project in 2015.

- Status of RTA Commitment to Purchase CNG Vehicles for Year 1(May 2014-May 2015)

The commitment has been met and ahead of the schedule stated in the Path Forward Plan. The CCRTA replaced 23 diesel Paratransit vehicles and 20 diesel buses with CNG vehicles.

- Status of Bicycle Transportation Planning Commitment for Year 1(May 2014-May 2015)

The commitment has exceeded its tasks and activities as stated in the Path Forward Plan and ahead of schedule. In February of 2015, the Corpus Christi Metropolitan Planning Organization (MPO) undertook

a replacement of the 2005 Regional Bicycle and Pedestrian Plan. The new Strategic Plan for Active Mobility will be completed in two phases: Phase I Bicycle Mobility and Phase II Pedestrian Mobility. Phase I will address prescriptively:

- Where (on which corridors/segments) in the urbanized area of Nueces and San Patricio counties should bike facilities be installed to create a cohesive bicycle mobility network that connects key destinations, functionally expands the reach of the transit network, and accommodates a diversity of riders.
- What type of facilities (e.g. on-street bike lanes, separate cycle tracks, etc.) should be installed on which segments.
- How, i.e. to what standards, should those facilities be designed (and maintained). Phase I will also include recommendations and best practices related to:
- Planning of ancillary and end-of-trip facilities (e.g. racks, public repair stations, lockers, bike share infrastructure, way finding.)
- Education, enforcement, and encouragement programs for promoting safe biking culture and awareness.
- Policy and code reform program (i.e. roadway maintenance, safe passage.)
- Development of performance measures to track progress against regional bicycle mobility and safety goals and objectives.

As part of this effort, the MPO has accomplished the following during the reporting period:

- Presented the scope of the planning effort to regional decision makers in multiple venues:
- City of Corpus Christi City Manager and Senior Leadership (3/2/15)
- Corpus Christi City Council (3/10/15)
- City of Portland City Manager and Director of Engineering (3/19/15)
- Corpus Christi Chamber of Commerce Infrastructure Committee (4/10/15)
- Coastal Bend Bays Foundation (4/13/15)
- Mayor's Fitness Council (scheduled 6/11/15)
- Created a multi-faceted Stakeholder Engagement Plan that details strategies for engaging plan users (i.e. municipalities and other entities that will support the construction of facilities specified in the plan) as well as a diversity of facility users (e.g. students, commuters, casual recreational riders.)
- Established a Steering Committee comprising delegates from 22 entities that are considered plan entities. The first meeting of this body was held on April 15, 2015.
- Established dedicated Web portal ([www.CoastalBendInMotion.org](http://www.CoastalBendInMotion.org)) to facilitate stakeholder engagement in the planning process.
- Established three primary tools for virtual data collection, all of which are functional and are yielding high volumes of quality data about stakeholder priorities:
- On-line mapping tool to capture where users ride or where they would like to ride if the conditions for cycling improved.
- Downloadable SmartPhone application that allows users to log real-time data about their rides.
- On-line survey about riding habits, needs and perceived obstacles to cycling as transportation.

- Leveraged financial contribution from the Corpus Christi Regional Transportation Authority to support consultant to provide technical assistance in implementing direct (in-person) stakeholder engagement.
- Leveraged financial contribution from City of Corpus Christi to support consultant in providing technical assistance to the MPO with demand modeling and bike facility selections.
- Created geo-spatial (Geographic Information Systems) database with individual data layers for variables that will inform bike facility network development (e.g. origin/destination data at the Traffic Analysis Zone (TAZ) level, location of key people generators, including employment centers, shopping hubs, health care facilities, groceries and markets, transit stops, academic institutions, etc.)
- Status of Education Efforts Commitment for Year 1(May 2014-May 2015)

The commitment has been met and within the schedule stated in the Path Forward. In July of 2014 and May 2015, the Chair sent electronic communications to the over 100 participants in the Group that provided instructions on how to register for AirNow alerts and forecasts. Also included in the communication were numerous prepared scripts for emission reduction recommendations that could be easily forwarded or mass emailed should an AirNow alert be received.

- Status of Announcing Emission Reduction Funding Opportunities Commitment for Year 1(May 2014-May 2015)

The commitment has been met within the schedule stated in the Path Forward Plan. Notification to the Group for DERA projects were submitted in May, August, and September of 2014. A letter of support from the Group was provided in December 2014 to the Port of Corpus Christi for a DERA project application. There were no TERP funds available for this reporting period. A Clean School Bus application notification was distributed to the Group in August.

- Status of Van Share Promotion Commitment for Year 1(May 2014-May 2015)

The commitment has been met and within the schedule stated in the Path Forward. The Regional Transportation Authority(RTA) was an invited speaker at the July, 2014 Group meeting where over 15 industrial and major employers were represented. The RTA representative provided Van Pool registration information for work-sites. An e-mail was sent to the over 100 Group members that provided the RTA presentation, contact information for the representative and encouragement to schedule a workplace appointment for the representative. In November 2014, the RTA representative was included in a presentation to the San Patricio County Regional Development Corporation regarding the air quality impact of numerous industrial facilities seeking to locate to the area and traffic management plan encouragement for the several hundred workers that will be commuting to the facilities.

This appendix reflects the major highlights of the Year 1 Ozone Advance Report submitted to EPA. To view the complete Year 1 Annual Report including details, charts and attachments, please visit <https://www.epa.gov/advance/texas-corpus-christi>

**APPENDIX C**  
**ANNUAL REPORT FOR YEAR 2 ACTIVITIES**

APPENDIX C  
ANNUAL REPORT FOR YEAR 2

- Status of Establishing Air Quality Position and Program Commitment for Year 2 (May 2015 – May 2016)

Numerous efforts to meet the commitment and obtain funding for a position that delivers a community-wide education campaign in Year 2 were unsuccessful. The Chair of the Group performed several searches for grants available and studied numerous grant announcements in search of funding for an air quality education position or campaign. The only possible funding source found during these searches was Congestion Mitigation federal funding or CMAQ. A telephone call to a CMAQ funding representative confirmed that at present, CMAQ funding is currently available for areas in non-attainment of ozone standards only.

This commitment has not been met. Despite a concerted effort in Years 1 and 2 to identify funding for a dedicated fulltime position to deliver community-wide air quality education programs, the position was not funded in Year 1 or Year 2 and therefore not established. The Group met their commitment in Year 1 and Year 2 commitment to search out funding possibilities through stakeholders, potential sponsors, and grants to secure funding for a position that delivers a community-wide ozone education campaign. There is no indication through the many Year 1 and Year 2 grant searches, studies of grant announcements and meetings with local stakeholders that funding for this full-time position and program will become available. There were however, opportunities for no-cost public education tools and outlets identified and offered during these meetings such as newsletters, Face Book, Twitter feeds and distribution pieces that could be made available to provide air quality community education.

- Education Path Forward for Year 3 (May 2016-May 2017)

The Chair of the Group will meet again with local entities that offered no-cost public education opportunities and work to implement these opportunities. These opportunities include contributing to Corpus Christi Chamber of Commerce newsletters that go out to over 400 local businesses about emissions reductions, including air quality messages in the Local Emergency Planning Committee (LEPC) info-line, investigating air quality messages to be included in LEPC reverse alert telephone and text notifications on elevated ozone days, contributing to LEPC Twitter and Face Book postings, participation in Corpus Christi Regional Economic Development Corporation welcome packages distributed to new businesses, and providing ozone notification tools and prepared messages to local meteorologists and the local newspaper (Corpus Christi Caller-Times). The Chair will also work with stakeholders to prepare an electronic presentation about air quality and emissions reduction recommendations that can be utilized by community, industry, local government, and business speakers. In addition, the Chair will continually review the EPA website found at <https://www.epa.gov/education> for resources such as school flags, digital distribution pieces and more for community education opportunities.

- Status of Air Quality Curricula for Year 2 (May 2015-May 2016)

The commitment has been met and within the committed schedule. During Year 2, area industry (Citgo, Flint Hills Resources, Valero) funded the development of the curricula, the presenter, and learning prizes for students. In Year 2, the curricula was delivered to 7 classes in 2 elementary schools. A total of 175



students received the curricula. Students were pre tested on air quality and emission reduction recommendations before receiving the lessons and post tested after receiving the lessons. An improvement of over 50% in pre and post test scores was realized in most classes.

- Air Quality Curricula Path Forward for Year 3 (May 2016-May 2017)

Area industry (Citgo, Flint Hills Resources, Valero) has provided funding for the air quality curricula to continue into the Fall 2016 school session.

- Status of Research, Modeling and Monitoring Commitment for Year 2 (May 2015-May 2016)

The commitment has been completed and within the schedule stated in the Path Forward Plan. Continuous monitoring of ozone and prevailing meteorological conditions including resultant wind speed, resultant wind direction, outdoor temperature and relative humidity was conducted during Year 2 at CAMS 659 – Aransas Pass (Upwind site); CAMS 660 – Holly road (Urban site); CAMS 664 – Violet (downwind site) and CAMS 686 – Odem. During 2015, the downwind site – Violet (CAMS 664) recorded fourth highest daily maximum eight hour ozone concentration of 69 ppb while CAMS 659 and CAMS 660 recorded 60 ppb. Odem – CAMS 686 located in the San Patricio county recorded the lowest fourth highest daily maximum eight hour ozone concentrations of 59 ppb during 2015. On May 1, 2015 daily maximum eight hour ozone concentrations exceeding current NAAQS of 70 ppb were recorded at compliance grade monitoring stations CAMS 04 and CAMS 21 as well as research grade monitoring stations including CAMS 659, CAMS 660 and CAMS 664. The downwind site recorded two episode days during October 2015. Additional data analysis is being performed to study the prevailing meteorological conditions as well as diurnal and seasonal trends.

Status of NO<sub>x</sub> Monitoring Commitment for Year 2 (May 2015-May 2016)

The commitment has been completed and within the schedule stated in the Path Forward Plan. The continuous monitoring of oxides of nitrogen was conducted at CAMS 660 – Holly road site during April 1, 2015 through October 31, 2015. Daily maximum one hour NO<sub>x</sub> concentrations ranging between 1.2 ppb to 15.1 ppb were recorded during ozone season of 2015 while daily maximum one hour NO<sub>x</sub> concentrations were observed to range between 0.7 ppb to 6.8 ppb. An episode day was conducted to study the trends of NO<sub>x</sub> concentrations during ozone seasons of 2014 and 2015 along with identification of episode days with high ozone and NO<sub>x</sub> concentrations for further assessment of prevailing meteorological conditions and diurnal trends. During days with elevated NO<sub>x</sub> concentration, dominant contribution from east, southeast and southwest wind sectors was noted along with significant contribution from the North and Northwest sectors. The diurnal time series analysis conducted during the high NO<sub>x</sub> episode days indicated elevated concentrations during early morning, midafternoon and late evening is contributed primarily by local rush hour traffic.

Status of Commitment to Upgrade Model for Year 2 (May 2015-May 2016)

The commitment has been completed and within the schedule stated in the Path Forward Plan. The Quality Assurance Project Plan (QAPP) was developed to update the conceptual modeling report through 2014. The QAPP has been submitted and approved by TCEQ's technical committee. Following the protocol of QAPP, a conceptual modeling report for the urban airshed has been updated through 2014. As shown by the data analysis in the conceptual modeling report. Corpus Christi is in attainment with the current Ozone NAAQS by a slight margin. The compliance grade TCEQ monitoring stations

(CAMS 04 and CAMS 21) and research grade UNT-TAMUK maintained monitoring stations upwind site – CAMS 659 (Aransas Pass ); urban site – CAMS 660 (Holly road site) and Odem site – CAMS 686 recorded one to three episode days with daily maximum eight hour ozone concentration exceeding NAAQS. The downwind site – CAMS 664 recorded up to 6 episode days exceeding current NAAQS of 70 ppb. Additional analysis assessing the prevailing meteorological conditions during the identified episode days along with twenty-four hour backward trajectory analysis to locate the probable regional source contributors was performed.

#### Status of Updating Ozone Attainment Status Commitment for Year 2 (May 2015-May 2016)

The commitment to update ozone attainment status has been completed within the schedule stated in the Path Forward Plan. Ozone concentrations and meteorological conditions including resultant wind speed, resultant wind direction, outdoor temperature and relative humidity measured at compliance grade monitoring stations including CAMS 04 and 21 maintained and operated by TCEQ and research grade monitoring stations CAMS 660, CAMS 659, CAMS 664 and CAMS 686 maintained and operated by UNT-TAMUK are being used to update the existing conceptual modeling report. The conceptual modeling report will be submitted to TCEQ's technical committee for review and approval. Continued decrease in the ozone design values has been noted at both the compliance and research grade monitoring stations. During 2015, the fourth highest eight hour ozone concentrations of 59 ppb, 69 ppb, 60 ppb and 60 ppb were recorded at CAMS 686, CAMS 664, CAMS 660 and CAMS 659, respectively.

#### o Path Forward for Year 3 and 4 (May 2016-May 2018)

Through TCEQ funding provided by the 84th Texas Legislature, the City of Corpus Christi has secured \$405,243 in funding for a two-year work plan for Years 3 and 4 (May 2016-May 2018) to continue air monitoring, research, and the Clean Fleet program. Funding was insufficient to provide modeling activities.

- Status of AutoCheck/Clean Fleet Vehicle Emissions Testing and Repair Commitment for Year 2 (May 2015-May 2016)

The Clean Fleet commitment was met and within the stated schedule for Year 2. The Pollution Prevention Partnership and AutoCheck Program held 31 events since May 2015, testing public and fleet vehicles for emissions. A total of 470 vehicles were tested for emissions, 15 vehicles were identified as highly polluting and 40 gas caps were identified as leaking and needing replacement. Approximate emissions reductions as a result of documented repairs and gas cap replacement is 0.01 tons per year of NOx and 1.2 tons per year of HC. The Pollution Prevention Partnership also made numerous presentations to local agencies and community groups about ozone, health, and encouraging emission reducing activities. Groups included Flint Hills Environmental, Health, Safety Fair, and the Moody High School AP Environmental Science Class. Pollution Prevention Partnership also estimated the composition of the Nueces and San Patricio County Alternative Fuel light vehicle fleet and created models of emission reduction gains by various alternative fuel technology adoption scenarios. The presentation was delivered to the air quality group and made available through the Pollution Prevention Partnership web site. Four hundred twenty (420) presentations and documents about ozone reduction, alternative Fuels, and alternative transportation were downloaded onto the Pollution Prevention Partnership website and there were 5,281 other page hits. The Pollution Prevention Partnership website can be found at <http://outreach.tamucc.edu/p3/>.

- Path Forward for Clean Fleet for Year 3 (May 2016-May 2017)

A minimum of one Auto Check/Clean Fleet event will be held each month beginning in January 2016 to test an average of 20 vehicles per month for the period of January 2016 through December 2017. Pollution Prevention Partnership (P3) will make every effort to ensure that at least half of all vehicles tested are private, non-fleet vehicles. In the event that a scheduled event is cancelled, it will be rescheduled. If it is rescheduled to a different month, both it and the event scheduled for that month will be performed. The Auto Check/Clean Fleet program will measure vehicle emissions from area public and private fleets for hydrocarbons and NOX; coordinate emission reducing repairs for identified polluting fleet vehicles; re-test the emissions of each repaired vehicle; calculate and quantify emissions reductions as a result of repairs; and enter all information for all tested vehicles (“clean” and “dirty”) into an excel spreadsheet to be sent to the TCEQ with quarterly reports. The Pollution Prevention Partnership will attend or facilitate meetings for/with local governments, businesses, citizens groups, industry groups, and environmental groups to promote air pollution reduction strategies. A presentation about local air quality including emissions reduction strategies and community outreach programs (such as the Auto Check/Clean Fleet events) will be created to be given at these meetings where appropriate. The Pollution Prevention Partnership will maintain a public website/web page to facilitate public access to air quality information and outreach programs and will report on the analytics of website/web page traffic. The website will include the following information:

- current air quality information for the Corpus Christi area
  - copies of technical reports
  - copies of presentations
  - emissions, reduction strategies
  - outreach event information
- Status of use of IR Camera Commitment for Year 2 (May 2015-May 2016)

The commitment has been met and within the schedule stated in the Path Forward Plan. Several area industrial facilities utilized IR cameras to detect fugitive emissions in Year 2.

- Status of CCAD Notification on Ozone Action Days Commitment for Year 2 (May 2015-May 2016)

There were no Ozone Action Days during Year 2, however the CCAD communication system was set up and ready to launch should an Ozone Action Day occur.

- Status of Production of LRVP Commitment for Year 2 (May 2015-May 2016)

The commitment has been met and within the schedule stated in the Path Forward Plan. Several area facilities produced LRVP gasoline in Year 2.

- Status of Operation of Public Use CNG Fueling Facilities Commitment for Year 2 (May 2015-May 2016)

The commitment has been completed and ahead of the schedule stated in the Path Forward Plan. The City of Corpus Christi is currently constructing a new public CNG station. This will give the Gas

Department two CNG stations for City use only and two available for the public. Approximately 20-25 CNG vehicles were purchased in FY 15, with orders currently being taken for FY16. City departments are encouraged to consider purchasing CNG vehicles as needed.

- Path Forward for CNG Fueling for Year 3 (May 2016-May 2017)

CNG will continue to be considered for all new vehicle purchases at the City. The City is also considering building a CNG station in Flour Bluff.

- Status of USPS Installation of CNG Fueling Facility for Year 2 (May 2015-May 2016)

The commitment has not been met. Unfortunately, the USPS has decided not to pursue the CNG facility at this time, and no additional CNG vehicles were purchased. No plans to install this station in 2016 have been identified.

- Path Forward for CNG for Year 3 (May 2016-May 2017)

The City will continue to encourage its partners to consider CNG vehicles.

- Status of RTA Commitment to Purchase CNG Vehicles for Year 2 (May 2015-May 2016)

The commitment has been met and ahead of the schedule stated in the Path Forward Plan. The CCRTA replaced 15 diesel-fueled buses with 15 CNG buses in Year 2.

- Status of Bicycle Transportation Planning Commitment for Year 2 (May 2015-May 2016)

The commitment continues to exceed its tasks and activities as stated in the Path Forward Plan.

The Bicycle Mobility Plan was completed in December of 2015 and delivered to the City of Corpus Christi and the City of Portland in February of 2016. This new plan prescribes:

- Where (i.e. on which corridors/segments), in the urbanized area of Nueces and San Patricio counties, should bike facilities be installed to create a cohesive bicycle mobility network that connects key destinations, to functionally expand the reach of the transit network and to accommodate a diversity of riders.
- What type of infrastructure (i.e. on-street bike lanes, separate cycle tracks, etc.) should be installed on each segment of the 290 mile network to uphold the level of safety to which the community aspires.
- How (i.e. to what national standards) should those bicycle facilities be designed and maintained.

The plan also includes over 60 best practice recommendations related to:

- Priorities for trip support facilities (i.e. racks, public repair stations, lockers, bike share infrastructure, wayfinding), education and encouragement programs for promoting safe biking culture and awareness
- Policy and code reform programs (i.e. roadway maintenance, safe passage.
- Program evaluation to track progress against regional bicycle mobility and safety goals and objectives.

For each strategy, the plan included a suggested lead entity, potential partners, and relative priority and cost. The 10-month planning effort that yielded the Bicycle Mobility Plan included extensive, multi-pronged stakeholder engagement:

- 4 meetings of Project Steering Committee (20+ member body representing municipalities and other entities that will ultimately help implement the plan)
- Project website: [www.CoastalBendInMotion.org](http://www.CoastalBendInMotion.org) that includes tools for virtual engagement
- 205 MAP IT routes by 84 discrete users
- 300+ discrete users logged routes via TRACK IT smartphone app
- 220 on-line ANSWER IT survey responses
- 12+ presentations by MPO Director or staff
- 15 public events attended by consulting team
- 46 key interviews conducted
- 900+ leaflets/posters distributed
- 5 focus groups conducted (industry, business owners, design engineers, Regional Transportation Authority operators and Corpus Christi Police Department).

Information gathered revealed that on average, most individual residences in the metropolitan area of Nueces and San Patricio counties are within a two to five minute bike ride (on a neighborhood street) from some segment of the network, and the network delivers riders within ¼ mile of:

- 158 of 178 (89%) early education and daycare centers, grade schools (public and private) and higher education campuses
- 122 of 143 (85%) parks over two acres in size
- 104 of 130 (80%) groceries, meat and fish markets, bakeries and corner markets
- 541 of 657 (82%) low income housing units (Section 8 or Housing Tax Credit properties)
- 1088 of 1319 (83%) transit stops and stations
- 186 of 242 (77%) pools, senior centers, recreation centers, movie theaters, community pools, fitness centers, museums and hotels.

On the basis of feedback gathered from the community through interviews, focus groups, and on-line tools, the planning team prioritized a low-stress rider experience and maximal separation between cyclists and cars by using off-road trail segments on storm water easements wherever possible. Where the bike network corresponds to the street network, the planning team prioritized neighborhood streets with low traffic volumes and speeds. Where the network falls on busier roads, the Plan prescribes alternatives to the standard on-street bike lane, such as separated multi-use paths or protected cycle tracks.

The Plan can be viewed at <http://online.fliphtml5.com/dnvt/ldqv/>.

Maps included in the Plan can be viewed at <https://ccmpo.maps.arcgis.com/apps-webappviewer/index.html?id=fd393dbf23c645f89180a818476354a7>.

- [Path Forward for Bicycle/Mobility Planning for Year 3 \(May 2016-May 2017\)](#)

- Final design and initiation of construction of Bond 2012 and 2014 roadway projects will yield the implementation of separated cycling infrastructure (one-way protected cycle tracks adjacent to the sidewalk on both sides of the street) on around a dozen miles of roadway.
- Planning for implementation of various bicycle and pedestrian projects funded through the MPO's Transportation Alternatives program.
- Creation of various working products related to pedestrian mobility as preliminary steps in subsequent phases of the Strategic Plan for Active Mobility.

- Status of Education Efforts Commitment for Year 2 (May 2015-May 2016)

The commitment has been met and within the schedule stated in the Path Forward Plan. In September 2015, communications were sent to the Group that included instructions on how to register for AirNow alerts and forecasts. Also included in the communication were numerous prepared scripts for emission reduction recommendations that could be easily forwarded or mass emailed. Incoming new industry representatives were added to the Corpus Christi communication list and included in all Group communications.

- Path Forward for Education Efforts for Year 3 (May 2016-May 2017)

The Chair of the Group will continue to communicate, promote, and encourage all participants and their workplaces to take advantage of the many EPA education and outreach resources for air quality including Enviroflash, AirNow, social media messaging, brochures, posters, anti-idling program templates, and more.

- Status of Announcing Emission Reduction Funding Opportunities Commitment for Year 2 (May 2015-May 2016)

The commitment has been met within the schedule stated in the Path Forward Plan. A notification was circulated to the Group about Federal funding opportunities for emissions reductions programs on May 2, 2015 and another notification was circulated on May 13, 2015, for TERP funding opportunities.

- Status of Van Share Promotion Commitment for Year 2 (May 2015-May 2016)

The commitment has been met and within the schedule stated in the Path Forward Plan. An e-mail was sent to the over one hundred (100) Group members in September, 2015, that provided the RTA presentation, contact information for the representative and encouragement to schedule a workplace appointment for the representative. In Year 2, two (2) companies utilized vanpools with a total of two (2) vanpools at Port Royal Condominiums and four (4) vanpools at TPCO; a pipe manufacturing facility under construction.

This appendix reflects the major highlights of the Year 2 Ozone Advance Report submitted to EPA. To view the complete Year 2 Annual Report including details, charts and attachments, please visit <https://www.epa.gov/advance/texas-corpus-christi>

**APPENDIX D**  
**ANNUAL REPORT FOR YEAR 3 ACTIVITIES**

APPENDIX D  
ANNUAL REPORT FOR YEAR 3

- Status of Establishing Air Quality Position and Program Commitment for Year 3 (May 2016– May 2017)

This commitment has been met and within the committed schedule. During May 2016-May 2017, the Chair continued work with stakeholders to provide no cost opportunities to educate the public about Corpus Christi air quality. The Pollution Prevention Partnership at Texas A&M University-Corpus Christi developed a website that provides air monitor links, daily updated air quality information, emission reduction recommendations, elevated ozone day health tips, and more. The site is continuously updated and can be found at <http://outreach.tamucc.edu/p3>. The Port of Corpus Christi provided staff time and expertise to establish a Facebook site as well as twitter feeds for the Group programs and messaging. The Facebook site can be found at <https://www.facebook.com/ccairquality/>. The Corpus Christi Chamber of Commerce provided air quality messages to over 400 members and distributed an emissions reductions list to its members. The Corpus Christi Regional Economic Development Corporation and the San Patricio Economic Development Corporation both began providing a document to newly sited businesses in the area that encourages the business to attend Group meetings and provides emissions reductions information. The Local Emergency Planning Committee (LEPC) committed to providing information on their info-line, and provides reverse alert telephone calls and text messages on ozone action days. The Corpus Christi newspaper (Corpus Christi Caller Times) included daily air quality information on their weather page and the Chair provided air quality information to the local television meteorologists.

- Education Path Forward for Year 4 (May 2017-May 2018)

The Chair will continue to work with stakeholders to provide no-cost education opportunities and outlets. The Facebook site, webpage, twitter communications, welcome packages and newsletter contents and distributions will be updated. The Chair will continue to review the EPA website found at <https://www.epa.gov/education> for resources such as school flags, digital distribution pieces and more for community education opportunities and share those opportunities with stakeholders. The Chair will continue to distribute the emissions reductions recommendations and checklist to all stakeholders.

- Status of Air Quality Curricula for Year 3 (May 2016-May 2017)

The air quality curricula commitment was met and within the committed schedule. The curricula was delivered to 23 5th grade classes at 4 elementary schools. A total of 569 students received the curricula. Students were tested on air quality and emission reduction recommendations knowledge prior to and after receiving the lessons. Prior to receiving the lessons, students tested correctly an average of 5 questions out of a possible 10. After receiving the lessons, students tested correctly an average of 9 questions out of a possible 10.

- Path Forward Air Quality Curricula for Year 4 (May 2017-May 2018)

Area industry is considering funding the air quality curricula to continue in Year 4.



- Status of Research, Modeling and Monitoring Commitment for Year 3 (May 2016-May 2017)

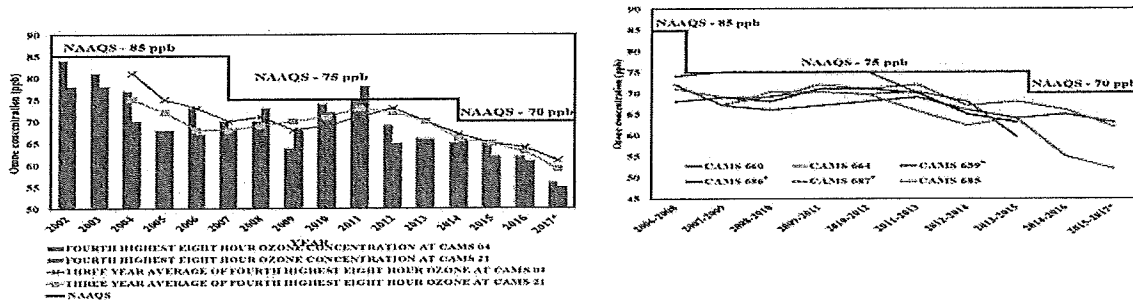
With budget constraints in funding provided by the 84th Texas Legislature, the below research grade monitoring stations were deactivated on May 31, 2016.

- Upwind site in Aransas Pass County – CAMS 659
- Odem monitoring site in San Patricio County – CAMS 686

A quality assurance project plan (QAPP) for maintenance and operation of three research grade monitoring stations including (1) Urban site – CAMS 660, (2) Downwind site – CAMS 664, and (3) Ingleside site – CAMS 685 as shown below was submitted and approved by TCEQ on May 16, 2016. The monitoring commitment for Year 3 was met and will continue beyond the stated schedule. Each of the research monitoring stations (CAMS 660, 664, and 665) was equipped with an ozone analyzer; weather sensors including RM Young wind sensor and coastal environmental temperature and humidity sensor; zero data logger and Enfora wireless modems. Continuous measurements of ozone, wind speed, wind direction, outdoor temperature, and relative humidity were recorded at each of these stations and using the TCEQ LEADS acquisition system data was made publicly available on TCEQ’s website. Additional continuous monitoring of oxides of nitrogen (NOx) was performed during this time at Holly Road monitor (CAMS 660).

Status of Research; Updating Ozone Attainment Status Commitment for Year 3 (May 2016-May 2017)

The commitment to update the ozone attainment status has been met and beyond the stated schedule. The design value trend of ozone concentrations measured at TCEQ maintained compliance grade monitoring stations and TAMUK/UNT maintained research grade monitoring stations are shown in below figures.



As demonstrated by the design value trends, a decreasing trend in ozone concentration has been noted at both TCEQ maintained compliance grade monitoring stations as well as research grade monitoring stations maintained and operated by TAMUK/UNT. During May 16, 2016 through April 7, 2017 highest daily maximum eight hour ozone concentrations of 64 ppb and 61 ppb were measured at CAMS 04 (February 22, 2017) and CAMS 21 (October 11, 2016) on February 22, 2016 and October 11, 2017, respectively. The research grade monitoring stations also measured highest daily maximum eight hour ozone concentrations of 73 ppb at Urban site - Holly road – CAMS 660 (September 29, 2016), 70 ppb at downwind site – Violet – CAMS 664 (October 11, 2016) and 55 ppb at Ingleside site – CAMS 685 (September 2, 2016). Additional monitoring of oxides of nitrogen was conducted at Holly road – CAMS 660 during ozone season of 2016. With QAPP approved by TCEQ on May 16, 2016 measurements of oxides of nitrogen was conducted from June 1, 2016. Measurements were not acquired during June 28

through July 13, 2016 due to failure of the reaction chamber. The analyzer was sent to the technician for replacement of reaction chamber and calibration. The analyzer was setup at Holly road on July 13, 2016 for continuous measurement of ozone precursor. Highest maximum NO and NOx concentrations were measured in October 2016 (3.29 ppb of NO – October 26, 2016 and 8.81 ppb of NOx – October 22, 2016).

- Looking Ahead; Updating Ozone Attainment Status for Year 4 (May 2017-May 2018)

Continuous monitoring of ozone and meteorological parameters will be conducted at urban site – CAMS 660; downwind site – CAMS 664 and Ingleside site – CAMS 685. The data will be made available to local stakeholders, policy makers, local communities and other researchers through TCEQ's website. Additional monitoring of oxides of nitrogen also will be conducted during the ozone season (April 1 through October 31) at urban site – CAMS 660.

- Status of AutoCheck/Clean Fleet Vehicle Emissions Testing and Repair Commitment for Year 3 (May 2016-May 2017)

The Clean Fleet commitment exceeded commitments and beyond the stated schedule. The Pollution Prevention Partnership (P3) became an EPA SmartWay® Affiliate in November 2016. SmartWay Partnerships between carriers, shippers, and logistics companies have been promoted in several venues: Group, Nueces County Community Action Agency-Health Advisory Meeting, CC Regional Transportation Authority-Policy Meeting and Texas-Freight Advisory Committee Regional Workshop. SmartWay information and links have been included on the P3 Website. SmartWay partners track and improve fuel efficiency, reducing emissions including NOx, a precursor of ground-level ozone. P3 CleanFleet and AutoCheck programs held 70 events from May 2016 to March 30, 2017, testing 630 public and fleet vehicles for emissions. Fifty (50) vehicles were identified as highly polluting and 31 gas caps were identified as leaking and needing replacement. Approximate emissions reductions as a result of documented repairs with post-test and gas cap replacement is 0.15 tons per year of NOx and 7.07 tons per year of HC. P3 also presented at or attended 18 meetings and health fairs at local agencies and community events to educate and encourage emission-reducing activities. Over 3,700 people were addressed. Some of the groups addressed were Nueces County Safe Communities Coalition, Nueces County Community Action Agency-Health Advisory Meeting, LEAD First Foundation and Superior Health Plan health fair, Solomon Coles school, Head Start, Girls in Engineering Math and Science Conference and three Head Start parent groups. The web content for P3 was expanded to include a SmartWay page. Four hundred sixty-five (465) presentations and documents about ozone reduction, alternative fuels, and alternative transportation were downloaded from the P3 website and there were 6,791 other page hits. The P3 website can be found at <http://outreach.tamucc.edu/p3/>.

- Path Forward for Clean Fleet for Year 4 (May 2017-May 2018)

P3 will continue to promote SmartWay Partnerships between the freight industry and EPA. In addition to addressing groups, P3 will contact specific shippers and carriers to promote the business benefits of fuel efficiency and emissions reduction.

Ozone awareness and reduction strategies, education, and outreach will continue through presentations and facilitation of meetings for/with local governments, businesses, citizens

groups, industry groups, and environmental groups to promote ozone and precursor reduction strategies.

P3 will continue to host CleanFleet and AutoCheck events at least once per month testing for emission problems. Repair subsidies will continue as long as funding is available.

Educational materials in presentations, print and online will be expanded to include greenscaping practices that reduce lawn maintenance requirements. Less lawn maintenance reduces ozone precursors and acute exposure of operators to toxic emissions.

P3 will plan and begin implementation of a media campaign coinciding with the 2017 Ozone season (April-October). Press releases, social media, and free PSA spots will be used when possible. Pending budget approval, paid outdoor and radio advertising could be used. Gas stations will be asked to participate in the media campaign to promote ozone actions.

P3 will implement one Lawn Equipment Exchange Program in which the public will trade-in working gasoline powered equipment for discounts on electric equipment. Trade-in equipment will be drained of fluids and recycled.

An SEP proposal to TCEQ is pending approval. The proposal, if approved, will expand the AutoCheck emissions screening and repair protocol to include some Standard On Board Diagnostic (OBD-II) Diagnostic Troubleshooting Codes (DTC). This expansion would allow repairs of malfunctioning systems not currently identified for repair by tailpipe screening alone. Further reduction in NOx and HC can be achieved by repairing OBD-II identified malfunctions such as the evaporative control system, mass airflow sensors, emission gas recirculation (EGR) valves, misfires, and lean conditions.

- Status of use of IR Camera Commitment for Year 3 (May 2016-May 2017)

The commitment has been met and beyond the stated schedule in the Path Forward Plan. Industry continued the use of IR cameras to detect fugitive emissions in Year 3.

- Path Forward for IR Camera Commitment for Year 4(May 2017-May 2018)

Industry plans to continue the use of IR cameras to detect fugitive emissions in Year 4.

- Status of CCAD Notification on Ozone Action Days Commitment for Year 3 (May 2016-May 2017)

There were no called Ozone Action Days during Year 3, however the CCAD communication system was set up for an Ozone Action Day.

- Path Forward for CCAD Notification for Year 4

CCAD will continue to provide all employees with notifications when Ozone Action Days are declared and offer voluntary actions to take during and after work periods.

- Status of Production of LRVP Commitment for Year 3 (May 2016-May 2017)

The commitment has been met and gone beyond the schedule stated in the Path Forward Plan. Several area facilities continued to produce LRVP gasoline in Year 3.

- Path Forward for LRVP Year 4 (May 2017-May 2018)

Industry plans to continue to produce LRVP in Year 4.

- Status of Operation of Public Use CNG Fueling Facilities Commitment for Year 3 (May 2016-May 2017)

The commitment is completed and beyond the schedule stated in the Path Forward Plan. The City continues to consider replacing gasoline fueled vehicles with CNG equivalents. The City purchased twenty (20) CNG bi-fuel and dedicated vehicles in 2016.

- Path Forward for CNG Year 4 (May 2017-May 2018)

The City is considering building additional CNG stations in Flour Bluff and Annville, which are areas within the city's limits.

- Status of USPS Installation of CNG Fueling Facility for Year 3 (May 2016-May 2017)

Due to funding issues, the project has been postponed.

- Looking Forward to CNG for Year 4 (May 2017 – May 2018)

The city will continue to encourage its partners to consider CNG vehicles.

- Status of RTA Commitment to Purchase CNG Vehicles for Year 3 (May 2016-May 2017)

The commitment has been exceeded and ahead of the schedule stated in the Path Forward Plan. During Year 3, the CCRTA purchased 11 CNG buses (35') and 7 CNG Cut-away buses (around 22' - 24' - mostly used in the paratransit division). The CCRTA also purchased 13 electric relief vehicles (Ford Escorts).

- Status of Bicycle Transportation Planning Commitment for Year 3 (May 2016-May 2017)

The Bicycle and Mobility Planning Commitment continues to exceed commitments and scheduling stated in the Path Forward Plan.

- Strategic Plan for Active Mobility, Phase I – Bicycle Mobility was adopted by the City of Corpus Christi in May 2016.
- Program (TAP) funds for implementation of bicycle and pedestrian projects in FY2017 and FY2018 as summarized in the following table.

	AGENCY	PROJECT NAME	TOTAL PROJECT COST
FY 2017	City of Corpus Christi	Region-wide Bike Boulevard Wayfinding Initiative	\$522,500
	City of Portland	Portland Bicycle Lanes	\$359,878
FY 2018	City of Corpus Christi	Safe Shelter and Crossing Program	\$168,520
	City of Portland	Memorial Parkway Hike & Bike Phase 1	\$342,106

- City of Corpus Christi funded the development of roadway standard design details to facilitate consistent and effective implementation of bicycle mobility infrastructure in various roadway projects.
- Design completed for approximately 12 miles of 1-way, protected cycle tracks as part of Bond 2012 and Bond 2014 projects.
- City of Corpus Christi initiated a collaborative Branding and Design Study to define wayfinding and signage standards for the Bicycle Mobility Network (as in-kind match for an MPO Transportation Alternatives Program grant to fund the implementation of approximately 30 miles of bicycle boulevards).
- The City of Corpus Christi completed a 1.25 mile section of the Schannen Ditch offroad multi-use path (supported in part with Transportation Alternatives Program funds from the MPO).
- Corpus Christi RTA used MPO Transportation Alternative Program funds to purchase the following for installation at RTA transit stops within the MPO Boundary:
  - o 1,000 bicycle racks (varying capacities)
  - o 15 bicycle lockers
  - o 150 free standing public air pumps
  - o 65 freestanding public "FixIt" stations
- MPO staff, with guidance from Strategic Plan for Active Mobility steering Committee, produced multiple pedestrian mobility planning working products and provided technical assistance with the planning of pedestrian elements in City of Corpus Christi roadway projects

Path Forward for Bicycle and Mobility Planning for Year 4 (May 2017-May 2018)

Strategic Plan for Active Mobility:

- Construction of Bond 2012 and 2014 roadway projects, including around 12 miles of protected 1-way cycle track, will continue.

- City of Corpus Christi will complete the collaborative Branding and Design Study to define wayfinding and signage standards for the Bicycle Mobility Network.
- City of Corpus Christi will use Transportation Alternatives Program funds from the MPO to implement around 30 miles of Bicycle Boulevards
- City of Corpus Christi will use Transportation Alternatives Program funds from the MPO to begin installation of a HAWK pedestrian crossing at Cole Part, a key Bayfront destination.
- City of Portland will use Transportation Alternatives Program funds from the MPO to begin installation of around three miles of Buffered Bicycle Lanes.
- City of Portland will use Transportation Alternatives Program funds from the MPO to begin construction of Phase I of the Memorial Parkway offroad multi-use path.
- RTA will install bicycle trip support hardware purchased in Year 3 using Transportation Alternatives Program funds from the MPO.
- Status of Education Efforts Commitment for Year 3 (May 2016-May 2017)

The commitment has been met and beyond the schedule stated in the Path Forward Plan. SmartWay, AirNow, Enviroflash, anti-idling and other initiatives were included in an emissions recommendation list that was distributed to the Group and other stakeholders in July and October, 2016 and January and April 2017.

- Path Forward for Education Efforts for Year 4 (May 2017-May 2018)

The Chair will continue to communicate, promote, and encourage all participants and their workplaces to take advantage of the many EPA education and outreach resources for air quality, including Enviroflash, AirNow, social media messaging, brochures, posters, anti-idling program templates and more.

- Status of Announcing Emission Reduction Funding Opportunities Commitment for Year 3 (May 2016-May 2017)

The commitment has been met and went beyond the schedule stated in the Path Forward Plan. TCEQ Texas Emissions Reductions Program (TERP), DERA, and other TCEQ and EPA applications including the SmartWay program for funding opportunities were communicated to the Group in July 2016, October 2016, January 2017 and April 2017 of Year 3. A special presentation by Trent Thigpen (P3 Project Manager) was made at the October 28, 2016 Group meeting encouraging members to become SmartWay members. SmartWay and other initiatives are also included in the emissions recommendation list that is distributed to the Group and other stakeholders.

- Path Forward for Announcing Funding Opportunities for Year 4 (May 2017-May 2018)

The Chair will go beyond the schedule stated in the Path Forward Plan and continue to inform the Group and other stakeholders of emission reduction funding opportunities.

- Status of Van Share Promotion Commitment for Year 3 (May 2016-May 2017)

The commitment was exceeded and beyond the schedule stated in the Path Forward Plan. Registering with the RTA Van Pool program including contact information was included in an emissions reductions

summary and checklist that was distributed to the Group in addition to other stakeholders April, July and October of 2016 and in January and April 2017 during Year 3.

The RTA Van Pool Program had a total of 14,157 riders making 4,376 trips for a total of 201,430 miles in 8 vehicles, thereby removing thousands of vehicles from the road during Year 3. The following table provide a complete detail of the van-share trips.

This appendix reflects the major highlights of the Year 3 Ozone Advance Report submitted to EPA. To view the complete Year 3 Annual Report including details, charts and attachments, please visit <https://www.epa.gov/advance/texas-corporis-christi>

**APPENDIX A**  
**PATH FORWARD LETTER**



## APPENDIX A

### PATH FORWARD COMMITMENTS

#### Port of Corpus Christi and Construction Emissions Inventory

The Corpus Christi air-shed 2011 emissions inventory provided by TCEQ did not include port emissions or construction equipment. The Corpus Christi Air Quality Group requested a work-plan and quote from StarCrest LCC to provide an inventory and accurate analysis of overall emissions contributions for our air-shed. The Port of Corpus Christi has committed to funding the Year 1 and 2 work plan for a total amount of \$153,500 and StarCrest will perform those activities.

#### Establishment of Air Quality Position and Program

The Group will work with stakeholders and potential sponsors to secure funding for a position that delivers a community-wide education campaign that strives to educate members of the community about the air quality impact of their choices and lower emission alternative choices that are available to them. An educated public is an important component in a community that strives to maintain healthy air quality.

#### Air Quality Curricula

An area Industry funded air quality curricula will be delivered to 5th grade classes.

#### Research, Modeling and Monitoring

Operate and maintain the three research grade monitoring stations within Nueces and San Patricio counties. These include: an upwind site at the waste water treatment plant in Aransas Pass, TX (CAMS 659); a downwind site located at Violet Road, near Robstown, TX (CAMS 664); an urban site at the municipal water pumping station on Holly Road (CAMS 660), SH358 (South Padre Island Drive) in Corpus Christi.

An additional research grade monitoring station, CAMS 686 (Odem, Texas) setup in the San Patricio county as an integral part of the Supplemental Environmental Project (SEP), will also be maintained for better spatial assessment of ozone levels within the Airshed.

Acquire data using an Enfora modem and provide the data to the public, stakeholders, and other researchers on TCEQ's website using the LEADS data acquisition system.

Conduct continuous monitoring of nitrogen oxides (NO<sub>x</sub>) concentration at an identified site during the 2014-2015 ozone season.

Update the conceptual modeling report with the ozone concentrations as measured to identify and characterize the ozone episodes. The data will also be used to identify potential photochemical episodes for further analysis.

Update the attainment status of ozone National Ambient Air Quality Standards (NAAQS) and analyze the design value trends for the Airshed through the current ozone season.

The ozone concentrations measured at the compliance grade monitoring stations maintained and operated by TCEQ (CAMS 04, CAMS 21) along with the research grade monitoring stations maintained and operated by UNT/TAMUK (CAMS 660, CAMS 664, CAMS 659, and CAMS 686) will be used to study the annual and seasonal trends of ozone exceedances along with the diurnal trends. The ozone concentrations will be further used to identify the episode days exceeding current NAAQS and to characterize the prevailing meteorological conditions. The analysis will be used to update the conceptual modeling report for the Airshed for further identification of photochemical modeling episodes.

#### AutoCheck/Clean Fleet Vehicle Emissions Testing and Repair

The Pollution Prevention Partnership (P3) provides information, education and awareness campaigns, research and participation in and promotion of ozone reduction strategies among citizens and organizations, and administration of the AutoCheck Supplemental Environmental Program (SEP). The AutoCheck SEP provides emissions data and direct reduction of emissions by screening and repair of highly polluting vehicles. The "Clean Fleet" vehicle emissions testing program will hold a minimum of one testing event each month. The program will include direct emissions testing from the tail pipe, possible repairs, post-repair direct emissions testing from the tail pipe, and an approximation of emissions reductions as a result of the repair. Certified garages will perform the repairs.

#### Use of IR Cameras

Several Port Industries will continue to utilize IR cameras to detect and prevent fugitive emissions beyond what is required in regulations for fugitive emissions.

#### CCAD Announcement of Ozone Action Days

Corpus Christi Army Depot (CCAD) is one of the largest industrial employers in the airshed and is committed to preventing pollution by including emissions reductions in ozone precursors as part of its environmental strategy. CCAD is a stakeholder in the City's Air Quality Work Group and provides all employees with notifications when Ozone Action Days are declared and offers voluntary actions to take during and after work periods. CCAD runs a screensaver through its entire web base that informs all employees of Ozone Alert notifications and recommendations.

#### Production of LRVP Gasoline

Local refineries will continue to provide the Corpus Christi area with gasoline that has a maximum vapor pressure of 7.8 psi during the months of May through September. In the month of October, 9 psi vapor pressure fuel will be provided; a reduction from the maximum of 11.5 psi currently allowed by Regulation in the month of October.

#### Operation of Public Use Compressed Natural Gas (CNG) Fueling Facilities

The City of Corpus Christi will continue to operate two public use CNG fueling stations. The City of Corpus Christi plans to purchase 15 Original Equipment Manufacture bi-fuel CNG vehicles within the year.

### USPS Installation of CNG Fueling Facilities

The US Postal Service will be installing another CNG fueling facility and will be purchasing 26 additional CNG vehicles.

### RTA Purchase of CNG Vehicles

The Regional Transportation Authority (CCRTA) will replace seven (7) gasoline fueled Paratransit vehicles with seven (7) CNG fueled vehicles and 24 diesel powered buses with 24 CNG buses by December 2018.

### Bicycle Transportation Planning

The Corpus Christi Metropolitan Planning Organization (MPO) will assist other local government agencies in implementing the Regional Bicycle and Pedestrian Plan with the objective of improving facility accessibility to encourage the use of bicycling and walking as trip alternatives. The MPO will assist agencies such as the City of Corpus Christi, to establish a database of accessible bike/pedestrian facilities, to coordinate MPO and City planning documents to be consistent between policies and practices, and to facilitate dialogue between the bicycle community and TxDOT, Texas A&M University-Corpus Christi (TAMUCC), and the City about the creation of new facilities, new policies, and the dissemination of public information.

### Corpus Christi Air Quality Group Education Efforts

The Group represents a broad array of agency, industry, university, and media associations. The Chair of the Group will communicate, promote, and encourage all participants and their workplaces to take advantage of the many EPA education and outreach resources for air quality, including Enviroflash, AirNow, social media messaging, brochures, posters, anti-idling program templates and more.

### Announcement of Emission Reduction Funding Opportunities

All TCEQ Texas Emissions Reductions Program (TERP), Diesel Emissions Reductions (DERA), and other TCEQ and EPA applications for funding opportunities will be communicated to the Group and their work places by the Group's Chair.

### Van Share Program Promotion

The Chair of the Group will partner with a Regional Transportation Authority representative to promote the Van Share program and will arrange for presentations at major local employers.

This appendix reflects the major highlights of the Path Forward Commitments to EPA. To view the complete Path Forward letter including details, charts and attachments, please visit <https://www.epa.gov/advance/texas-corpus-christi>

## **APPENDIX B**

# **ANNUAL REPORT FOR YEAR 1 ACTIVITIES**

## APPENDIX B

### ANNUAL REPORT FOR YEAR 1

#### Status of Port of Corpus Christi Emissions Inventory Commitment for Year 1 and Year 2 (May 2014 – May 2016)

The commitment for Year 1 and Year 2 is now complete. StarCrest commenced work on the port emissions inventory (including harbor craft and towboats, cargo handling equipment, heavy duty vehicles, ocean going vessels, and rail) and a partial construction equipment emission inventory for Nueces and San Patricio County in June 2014. This analysis will augment the existing mobile source inventory completed by the TCEQ that was completed for 2011, estimated up for 2013, in order to provide a full more current regional emission inventory. StarCrest provided the 2013 Air Emissions Inventory Report which included only the port emissions inventory. The construction equipment inventory effort failed after several attempts to get complete data. StarCrest was able to get data from the Texas Department of Transportation on construction equipment usage in the two counties but was not able to get construction equipment data for other construction activities from the local associated Builders and Contractors or the Associated General Contractors for the timely completion of the 2013 Emissions Inventory Report.

#### Path Forward Commitments for Year 2/3

A Future Path would be to utilize the emissions inventory data to identify additional emission reduction opportunities that will benefit our region. Additionally, outreach efforts to the two construction contracting company associations continue in the hopes that more accurate construction emission detail can be summarized in the next regional emission inventory.

#### Status of Establishing Air Quality Position and Program Commitment for Year 1 (May 2014 – May 2015)

The commitment of efforts to fund an education position has been met and within the schedule stated in the Path Forward Plan. During May 2014-May 2015, a proposal in the amount of \$100,000 per year was developed by the Pollution Prevention Partnership at Texas A&M University-Corpus Christi to fund an air quality public education program. The proposal included a full time position salary and benefits as well as a budget for billboards, bus benches, bus wraps, media buys and printed materials. The position would also work to establish relationships with schools to fly air quality flags and distribute any other EPA available material. The proposal was submitted to several representatives of various area businesses and industry as well as the Chamber of Commerce in search of sponsorship. To date, (May 2015) funding for such a program has not been offered or available. Establishing the position and program has not taken place.

#### Status for Air Quality Curricula Delivery for Year 1 (May 2014-May 2015)

An air quality curricula was provided to 5th grade students at four area schools. The curricula was delivered by an industry funded consultant. Twenty-two (22) classes

received the curricula for a total of five-hundred fifty-one (551) students. Curricula included how ozone is formed, ozone producing activities and ozone emission reduction recommendations. Tests were submitted to students prior to and after receiving the curricula. Post curricula tests improved to seven out of ten possible correct answers from a pre-test average of 4 out of 10 possible correct answers. The curricula printing, class room prizes and instructor/consultant time was sponsored by Citgo, Flint Hills and Valero Refining.

#### Status of Research, Modeling and Monitoring Commitment for Year 1 (May 2014-May 2015)

The commitment has been met and within the schedule stated in the Path Forward Plan. The research grade monitoring stations have been operated through 2014 measuring continuous ozone measurements and meteorological parameters including resultant wind speed, resultant wind direction, outdoor temperature, and relative humidity. The data has been published on TCEQ's website using the LEADS data acquisition system and is made available to stake holders, policy makers, researchers, and community members. The web link to view and access the data is [http://www.tceq.state.tx.us/cgi-bin/compliance/monops/daily\\_summary.pl](http://www.tceq.state.tx.us/cgi-bin/compliance/monops/daily_summary.pl). The data measured has been used to update the conceptual modeling report to assess the attainment status, identify episode days for further meteorological analysis, and locate possible regional sources contributing to long-range transport. The conceptual modeling report will be submitted for review and approval by TCEQ.

#### Path Forward for Monitoring for Year 2 (May 2015-May 2016)

Continuous monitoring of ozone and prevailing meteorological conditions will be continued at the urban site – CAMS 660 and downwind site – CAMS 664 during April 1, 2015 through October 31, 2016. In consideration of industrial development in San Patricio county and monitor, the inbound air parcel transport, CAMS 685 – Ingleside monitoring site setup as an integral part of Supplemental Environmental Project (SEP) will be continued during April 1, 2015 through October 31, 2016.

#### Status of NOx Monitoring Commitment for Year 1 (May 2014-May 2015)

The commitment has been met and within the schedule stated in the Path Forward Plan. Continuous monitoring of ozone precursor – nitrogen oxides (NOx) was conducted at CAMS 660 – Holly road site during ozone season of 2014. NOx concentrations ranging between 1.5 ppb to 14.5 ppb were measured during April 15, 2014 through October 31, 2014 while NOx concentrations were observed to range between 1 ppb to 10 ppb.

#### Path Forward for NOx Monitoring (May 2015-May 2016)

Continuous monitoring of oxides of nitrogen (NOx) will be conducted during ozone season of 2016 (April 1, 2015 through October 31, 2016) at CAMS 660, Holly road site. Detailed data analysis will be conducted to study the trends, identify episodes, and characterize prevailing meteorological conditions.

#### Status of Commitment to Upgrade Monitors for Year 1 (May 2014-May 2015)

The commitment has been completed within the schedule stated in the Path Forward Plan. Two new Teledyne-API 400E ozone analyzers and Teledyne – NOx analyzer have been acquired. RM Young wind sensors have been repaired and calibrated to acquire valid wind measurements.

#### Status of Commitment to Update Model for Year 1 (May 2014-May 2015)

The commitment has been met and within the schedule stated in the Path Forward Plan. A Quality Assurance Project Plan (QAPP) to update the existing conceptual modeling report developed for ozone season 2011 and 2012 has been developed and submitted to TCEQ's technical committee for review. Data analysis has been conducted to update the conceptual modeling report, which upon approval of QAPP will be submitted to TCEQ for review and approval.

#### Status of Updating Ozone Attainment Status Commitment for Year 1 (May 2014-May 2015)

The commitment has been met and within the schedule stated in the Path Forward Plan. Ozone concentrations and meteorological conditions including resultant wind speed, resultant wind direction, outdoor temperature and relative humidity were measured at compliance grade monitoring stations including CAMS 04 and 21 maintained and operated by TCEQ and research grade monitoring stations CAMS 660, CAMS 659, CAMS 664 and CAMS 686 maintained and operated by UNT-TAMUK to update the existing conceptual modeling report. Continued decrease in the ozone design values has been noted at both the compliance and research grade monitoring stations. During 2014, the fourth highest eight hour ozone concentrations of 62 ppb, 63 ppb, 66 ppb and 67 ppb were recorded at CAMS 686, CAMS 664, CAMS 660 and CAMS 659, respectively. Data from this activity is reflected in Figures 2, 3, and 4 of this report. Additional analysis of exceedance days considering the current NAAQS of 75 ppb and proposed levels of 70 ppb, 65 ppb and 60 ppb measured at both compliance and research grade monitoring stations during 2014 was conducted to assess the temporal and spatial variations in ozone concentrations. During 2014 one day of exceedance as per the current NAAQS was recorded at CAMS 659 – upwind site and CAMS 660. Seasonal trend analysis of exceedance days demonstrated bimodal distribution with higher numbers during April through May and September through October. Meteorological analysis of the identified episode days indicated dominant wind contribution from the north and northwest. Additional trajectory analysis was conducted using the twenty-four hour backward trajectories generated using Hybrid Single-Particle Lagrangian Integrated Trajectory-Model (HYSPLIT) for the identified episode days. The trajectory analysis suggested an impact of regional transport from highly industrialized cities of Texas including Houston-Galveston, Beaumont, and Dallas-Fort Worth along with surrounding states. Data has been submitted to TCEQ for review and approval.

#### Status of AutoCheck/Clean Fleet Vehicle Emissions Testing and Repair Commitment for Year 1 (May 2014-May 2015)

The commitment has been met and within the stated schedule. The Pollution Prevention Partnership held 17 events testing public and fleet vehicles for emissions. A total of 489 vehicles were tested for emissions. Thirty-eight (38) vehicles were identified as polluting and 66 gas caps were identified as leaking and replaced. Approximate emissions reductions as a result of replacing the gas caps and emission reducing repairs is two (2) tons per year of NOx and four (4) tons per year of HC. (Approximation of emissions reductions based on CARB and California emissions studies on approximating emissions reductions as a result of repairing polluting vehicles.) [http://www.valleycan.org/pdfs/titu\\_-2007\\_ArvinFinalReportJuly10-2008.pdf](http://www.valleycan.org/pdfs/titu_-2007_ArvinFinalReportJuly10-2008.pdf) The Pollution Prevention Partnership also made numerous presentations to local agencies and community groups encouraging emission-reducing activities. Groups included the Breakfast Club, the USO, local television networks, Rotary, Chamber of Commerce, and more. The Pollution Prevention Partnership's website was used to announce vehicle emission events and other emission reduction information and received 48,709 hits and the social media page reached 552 people.

#### Status of use of IR Camera Commitment for Year 1 (May 2014-May 2015)

The commitment has been met and within the schedule stated in the Path Forward Plan. Several Port Industries continued to utilize IR cameras to detect and prevent fugitive emissions beyond what is required in regulations for fugitive emissions.

#### Status of CCAD Notification on Ozone Action Days Commitment for Year 1 (May 2014-May 2015)

Ozone forecasts are made daily by TCEQ meteorologists during the ozone-forecast season; April 1 – October 31. The forecast predicts whether ozone levels in the area are expected to reach or exceed the ozone standards. The EPA sets levels to notify the public about local air quality, and recommend steps people can take to avoid exposure to air pollutants. TCEQ meteorologists use a set of criteria from historic meteorological data, ozone measurements, and ozone-prediction models to make these predictions. When they forecast an Ozone Action Day, TCEQ meteorologists contact the National Weather Service, which then broadcasts the information across its "weather wire." The TCEQ also provides a service to email anyone about an upcoming ozone action day. The forecasts are made, in most cases, by 2 p.m. local time and are valid for the next day. There were no Ozone Action Days during Year 1 (May 2014-May 2015), however the CCAD communication system was set up and ready to launch should an Ozone Action Day be called.

#### Status of Production of LRVP Commitment for Year 1 (May 2014-May 2015)

The commitment has been met and within the schedule stated in the Path Forward Plan. Local refineries provided the Corpus Christi area with gasoline that had a maximum vapor



pressure of 7.8 psi during the months of May through September and 9 psi in October of 2014.

Status of Operation of Public Use CNG Fueling Facilities Commitment for Year 1 (May 2014-May 2015)

The commitment has been met and within the schedule stated in the Path Forward Plan. The City of Corpus Christi has three (3) CNG stations; one (1) for City use only and two (2) are available for public use. The City is currently in the bid process for the establishment of a fourth CNG station which will be available to the public and expects to have that station in operation by 2nd quarter of 2016. The City of Corpus Christi has exceeded the 15 unit commitment and purchased 70 CNG bi-fuel and dedicated vehicles in 2014. There are plans to purchase a minimum of 50 bi-fuel or dedicated CNG vehicles in 2015.

Status of USPS Installation of CNG Fueling Facility for Year 1 (May 2014-May 2015)

The US Postal Service plans to begin this project in 2015.

Status of RTA Commitment to Purchase CNG Vehicles for Year 1 (May 2014-May 2015)

The commitment has been met and ahead of the schedule stated in the Path Forward Plan. The CCRTA replaced 23 diesel Paratransit vehicles and 20 diesel buses with CNG vehicles.

Status of Bicycle Transportation Planning Commitment for Year 1 (May 2014-May 2015)

The commitment has exceeded its tasks and activities as stated in the Path Forward Plan and ahead of schedule. In February of 2015, the Corpus Christi Metropolitan Planning Organization (MPO) undertook a replacement of the 2005 Regional Bicycle and Pedestrian Plan. The new Strategic Plan for Active Mobility will be completed in two phases: Phase I Bicycle Mobility and Phase II Pedestrian Mobility. Phase I will address prescriptively:

- Where (on which corridors/segments) in the urbanized area of Nueces and San Patricio counties should bike facilities be installed to create a cohesive bicycle mobility network that connects key destinations, functionally expands the reach of the transit network, and accommodates a diversity of riders.
- What type of facilities (e.g. on-street bike lanes, separate cycle tracks, etc.) should be installed on which segments.
- How, i.e. to what standards, should those facilities be designed (and maintained). Phase I will also include recommendations and best practices related to:
- Planning of ancillary and end-of-trip facilities (e.g. racks, public repair stations, lockers, bike share infrastructure, way finding.)
- Education, enforcement, and encouragement programs for promoting safe biking culture and awareness.
- Policy and code reform program (i.e. roadway maintenance, safe passage.)

- Development of performance measures to track progress against regional bicycle mobility and safety goals and objectives.

As part of this effort, the MPO has accomplished the following during the reporting period:

- Presented the scope of the planning effort to regional decision makers in multiple venues:
  - City of Corpus Christi City Manager and Senior Leadership (3/2/15)
  - Corpus Christi City Council (3/10/15)
  - City of Portland City Manager and Director of Engineering (3/19/15)
  - Corpus Christi Chamber of Commerce Infrastructure Committee (4/10/15)
  - Coastal Bend Bays Foundation (4/13/15)
  - Mayor's Fitness Council (scheduled 6/11/15)
- Created a multi-faceted Stakeholder Engagement Plan that details strategies for engaging plan users (i.e. municipalities and other entities that will support the construction of facilities specified in the plan) as well as a diversity of facility users (e.g. students, commuters, casual recreational riders.)
- Established a Steering Committee comprising delegates from 22 entities that are considered plan entities. The first meeting of this body was held on April 15, 2015.
- Established dedicated Web portal ([www.CoastalBendInMotion.org](http://www.CoastalBendInMotion.org)) to facilitate stakeholder engagement in the planning process.
- Established three primary tools for virtual data collection, all of which are functional and are yielding high volumes of quality data about stakeholder priorities:
  - On-line mapping tool to capture where users ride or where they would like to ride if the conditions for cycling improved.
  - Downloadable SmartPhone application that allows users to log real-time data about their rides.
  - On-line survey about riding habits, needs and perceived obstacles to cycling as transportation.
- Leveraged financial contribution from the Corpus Christi Regional Transportation Authority to support consultant to provide technical assistance in implementing direct (in-person) stakeholder engagement.
- Leveraged financial contribution from City of Corpus Christi to support consultant in providing technical assistance to the MPO with demand modeling and bike facility selections.
- Created geo-spatial (Geographic Information Systems) database with individual data layers for variables that will inform bike facility network development (e.g. origin/destination data at the Traffic Analysis Zone (TAZ) level, location of key people generators, including employment centers, shopping hubs, health care facilities, groceries and markets, transit stops, academic institutions, etc.)

#### Status of Education Efforts Commitment for Year 1(May 2014-May 2015)

The commitment has been met and within the schedule stated in the Path Forward. In July of 2014 and May 2015, the Chair sent electronic communications to the over 100 participants in the Group that provided instructions on how to register for AirNow alerts and forecasts. Also included in the communication were numerous prepared scripts for emission reduction recommendations that could be easily forwarded or mass emailed should an AirNow alert be received.

#### Status of Announcing Emission Reduction Funding Opportunities Commitment for Year 1(May 2014-May 2015)

The commitment has been met within the schedule stated in the Path Forward Plan. Notification to the Group for DERA projects were submitted in May, August, and September of 2014. A letter of support from the Group was provided in December 2014 to the Port of Corpus Christi for a DERA project application. There were no TERP funds available for this reporting period. A Clean School Bus application notification was distributed to the Group in August.

#### Status of Van Share Promotion Commitment for Year 1(May 2014-May 2015)

The commitment has been met and within the schedule stated in the Path Forward. The Regional Transportation Authority(RTA) was an invited speaker at the July, 2014 Group meeting where over 15 industrial and major employers were represented. The RTA representative provided Van Pool registration information for work-sites. An e-mail was sent to the over 100 Group members that provided the RTA presentation, contact information for the representative and encouragement to schedule a workplace appointment for the representative. In November 2014, the RTA representative was included in a presentation to the San Patricio County Regional Development Corporation regarding the air quality impact of numerous industrial facilities seeking to locate to the area and traffic management plan encouragement for the several hundred workers that will be commuting to the facilities.

This appendix reflects the major highlights of the Year 1 Ozone Advance Report submitted to EPA. To view the complete Year 1 Annual Report including details, charts and attachments, please visit <https://www.epa.gov/advance/texas-corpus-christi>

## **APPENDIX C**

# **ANNUAL REPORT FOR YEAR 2 ACTIVITIES**

## APPENDIX C

### ANNUAL REPORT FOR YEAR 2

#### Status of Establishing Air Quality Position and Program Commitment for Year 2 (May 2015 – May 2016)

Numerous efforts to meet the commitment and obtain funding for a position that delivers a community-wide education campaign in Year 2 were unsuccessful. The Chair of the Group performed several searches for grants available and studied numerous grant announcements in search of funding for an air quality education position or campaign. The only possible funding source found during these searches was Congestion Mitigation federal funding or CMAQ. A telephone call to a CMAQ funding representative confirmed that at present, CMAQ funding is currently available for areas in non-attainment of ozone standards only.

This commitment has not been met. Despite a concerted effort in Years 1 and 2 to identify funding for a dedicated fulltime position to deliver community-wide air quality education programs, the position was not funded in Year 1 or Year 2 and therefore not established. The Group met their commitment in Year 1 and Year 2 commitment to search out funding possibilities through stakeholders, potential sponsors, and grants to secure funding for a position that delivers a community-wide ozone education campaign. There is no indication through the many Year 1 and Year 2 grant searches, studies of grant announcements and meetings with local stakeholders that funding for this full-time position and program will become available. There were however, opportunities for no-cost public education tools and outlets identified and offered during these meetings such as newsletters, Face Book, Twitter feeds and distribution pieces that could be made available to provide air quality community education.

#### Education Path Forward for Year 3 (May 2016-May 2017)

The Chair of the Group will meet again with local entities that offered no-cost public education opportunities and work to implement these opportunities. These opportunities include contributing to Corpus Christi Chamber of Commerce newsletters that go out to over 400 local businesses about emissions reductions, including air quality messages in the Local Emergency Planning Committee (LEPC) info-line, investigating air quality messages to be included in LEPC reverse alert telephone and text notifications on elevated ozone days, contributing to LEPC Twitter and Face Book postings, participation in Corpus Christi Regional Economic Development Corporation welcome packages distributed to new businesses, and providing ozone notification tools and prepared messages to local meteorologists and the local newspaper (Corpus Christi Caller-Times). The Chair will also work with stakeholders to prepare an electronic presentation about air quality and emissions reduction recommendations that can be utilized by community, industry, local government, and business speakers. In addition, the Chair will continually review the EPA website found at <https://www.epa.gov/education> for resources such as school flags, digital distribution pieces and more for community education opportunities.

### Status of Air Quality Curricula for Year 2 (May 2015-May 2016)

The commitment has been met and within the committed schedule. During Year 2, area industry (Citgo, Flint Hills Resources, Valero) funded the development of the curricula, the presenter, and learning prizes for students. In Year 2, the curricula was delivered to 7 classes in 2 elementary schools. A total of 175 students received the curricula. Students were pre tested on air quality and emission reduction recommendations before receiving the lessons and post tested after receiving the lessons. An improvement of over 50% in pre and post test scores was realized in most classes.

### Air Quality Curricula Path Forward for Year 3 (May 2016-May 2017)

Area industry (Citgo, Flint Hills Resources, Valero) has provided funding for the air quality curricula to continue into the Fall 2016 school session.

### Status of Research, Modeling and Monitoring Commitment for Year 2 (May 2015-May 2016)

The commitment has been completed and within the schedule stated in the Path Forward Plan. Continuous monitoring of ozone and prevailing meteorological conditions including resultant wind speed, resultant wind direction, outdoor temperature and relative humidity was conducted during Year 2 at CAMS 659 – Aransas Pass (Upwind site); CAMS 660 – Holly road (Urban site); CAMS 664 – Violet (downwind site) and CAMS 686 – Odem. During 2015, the downwind site – Violet (CAMS 664) recorded fourth highest daily maximum eight hour ozone concentration of 69 ppb while CAMS 659 and CAMS 660 recorded 60 ppb. Odem – CAMS 686 located in the San Patricio county recorded the lowest fourth highest daily maximum eight hour ozone concentrations of 59 ppb during 2015. On May 1, 2015 daily maximum eight hour ozone concentrations exceeding current NAAQS of 70 ppb were recorded at compliance grade monitoring stations CAMS 04 and CAMS 21 as well as research grade monitoring stations including CAMS 659, CAMS 660 and CAMS 664. The downwind site recorded two episode days during October 2015. Additional data analysis is being performed to study the prevailing meteorological conditions as well as diurnal and seasonal trends.

### Status of NOx Monitoring Commitment for Year 2 (May 2015-May 2016)

The commitment has been completed and within the schedule stated in the Path Forward Plan. The continuous monitoring of oxides of nitrogen was conducted at CAMS 660 – Holly road site during April 1, 2015 through October 31, 2015. Daily maximum one hour NOx concentrations ranging between 1.2 ppb to 15.1 ppb were recorded during ozone season of 2015 while daily maximum one hour NOx concentrations were observed to range between 0.7 ppb to 6.8 ppb. An episode day was conducted to study the trends of NOx concentrations during ozone seasons of 2014 and 2015 along with identification of episode days with high ozone and NOx concentrations for further assessment of prevailing meteorological conditions and diurnal trends. During days with elevated NOx concentration, dominant contribution from east, southeast and southwest wind sectors was noted along with significant contribution from the North and Northwest sectors. The

diurnal time series analysis conducted during the high NOx episode days indicated elevated concentrations during early morning, midafternoon and late evening is contributed primarily by local rush hour traffic.

#### Status of Commitment to Upgrade Model for Year 2 (May 2015-May 2016)

The commitment has been completed and within the schedule stated in the Path Forward Plan. The Quality Assurance Project Plan (QAPP) was developed to update the conceptual modeling report through 2014. The QAPP has been submitted and approved by TCEQ's technical committee. Following the protocol of QAPP, a conceptual modeling report for the urban airshed has been updated through 2014. As shown by the data analysis in the conceptual modeling report, Corpus Christi is in attainment with the current Ozone NAAQS by a slight margin. The compliance grade TCEQ monitoring stations (CAMS 04 and CAMS 21) and research grade UNT-TAMUK maintained monitoring stations upwind site – CAMS 659 (Aransas Pass); urban site – CAMS 660 (Holly road site) and Odem site – CAMS 686 recorded one to three episode days with daily maximum eight hour ozone concentration exceeding NAAQS. The downwind site – CAMS 664 recorded up to 6 episode days exceeding current NAAQS of 70 ppb. Additional analysis assessing the prevailing meteorological conditions during the identified episode days along with twenty-four hour backward trajectory analysis to locate the probable regional source contributors was performed.

#### Status of Updating Ozone Attainment Status Commitment for Year 2 (May 2015-May 2016)

The commitment to update ozone attainment status has been completed within the schedule stated in the Path Forward Plan. Ozone concentrations and meteorological conditions including resultant wind speed, resultant wind direction, outdoor temperature and relative humidity measured at compliance grade monitoring stations including CAMS 04 and 21 maintained and operated by TCEQ and research grade monitoring stations CAMS 660, CAMS 659, CAMS 664 and CAMS 686 maintained and operated by UNT-TAMUK are being used to update the existing conceptual modeling report. The conceptual modeling report will be submitted to TCEQ's technical committee for review and approval. Continued decrease in the ozone design values has been noted at both the compliance and research grade monitoring stations. During 2015, the fourth highest eight hour ozone concentrations of 59 ppb, 69 ppb, 60 ppb and 60 ppb were recorded at CAMS 686, CAMS 664, CAMS 660 and CAMS 659, respectively.

#### Path Forward for Year 3 and 4 (May 2016-May 2018)

Through TCEQ funding provided by the 84th Texas Legislature, the City of Corpus Christi has secured \$405,243 in funding for a two-year work plan for Years 3 and 4 (May 2016-May 2018) to continue air monitoring, research, and the Clean Fleet program. Funding was insufficient to provide modeling activities.

### Status of AutoCheck/Clean Fleet Vehicle Emissions Testing and Repair Commitment for Year 2 (May 2015-May 2016)

The Clean Fleet commitment was met and within the stated schedule for Year 2. The Pollution Prevention Partnership and AutoCheck Program held 31 events since May 2015, testing public and fleet vehicles for emissions. A total of 470 vehicles were tested for emissions, 15 vehicles were identified as highly polluting and 40 gas caps were identified as leaking and needing replacement. Approximate emissions reductions as a result of documented repairs and gas cap replacement is 0.01 tons per year of NO<sub>x</sub> and 1.2 tons per year of HC. The Pollution Prevention Partnership also made numerous presentations to local agencies and community groups about ozone, health, and encouraging emission reducing activities. Groups included Flint Hills Environmental, Health, Safety Fair, and the Moody High School AP Environmental Science Class. Pollution Prevention Partnership also estimated the composition of the Nueces and San Patricio County Alternative Fuel light vehicle fleet and created models of emission reduction gains by various alternative fuel technology adoption scenarios. The presentation was delivered to the air quality group and made available through the Pollution Prevention Partnership web site. Four hundred twenty (420) presentations and documents about ozone reduction, alternative Fuels, and alternative transportation were downloaded onto the Pollution Prevention Partnership website and there were 5,281 other page hits. The Pollution Prevention Partnership website can be found at <http://outreach.tamucc.edu/p3/>.

### Path Forward for Clean Fleet for Year 3 (May 2016-May 2017)

A minimum of one Auto Check/Clean Fleet event will be held each month beginning in January 2016 to test an average of 20 vehicles per month for the period of January 2016 through December 2017. Pollution Prevention Partnership (P3) will make every effort to ensure that at least half of all vehicles tested are private, non-fleet vehicles. In the event that a scheduled event is cancelled, it will be rescheduled. If it is rescheduled to a different month, both it and the event scheduled for that month will be performed. The Auto Check/Clean Fleet program will measure vehicle emissions from area public and private fleets for hydrocarbons and NO<sub>x</sub>; coordinate emission reducing repairs for identified polluting fleet vehicles; re-test the emissions of each repaired vehicle; calculate and quantify emissions reductions as a result of repairs; and enter all information for all tested vehicles ("clean" and "dirty") into an excel spreadsheet to be sent to the TCEQ with quarterly reports. The Pollution Prevention Partnership will attend or facilitate meetings for/with local governments, businesses, citizens groups, industry groups, and environmental groups to promote air pollution reduction strategies. A presentation about local air quality including emissions reduction strategies and community outreach programs (such as the Auto Check/Clean Fleet events) will be created to be given at these meetings where appropriate. The Pollution Prevention Partnership will maintain a public website/web page to facilitate public access to air quality information and outreach programs and will report on the analytics of website/web page traffic. The website will include the following information:



- current air quality information for the Corpus Christi area
- copies of technical reports
- copies of presentations
- emissions, reduction strategies
- outreach event information

Status of use of IR Camera Commitment for Year 2 (May 2015-May 2016)

The commitment has been met and within the schedule stated in the Path Forward Plan. Several area industrial facilities utilized IR cameras to detect fugitive emissions in Year 2.

Status of CCAD Notification on Ozone Action Days Commitment for Year 2 (May 2015-May 2016)

There were no Ozone Action Days during Year 2, however the CCAD communication system was set up and ready to launch should an Ozone Action Day occur.

Status of Production of LRVP Commitment for Year 2 (May 2015-May 2016)

The commitment has been met and within the schedule stated in the Path Forward Plan. Several area facilities produced LRVP gasoline in Year 2.

Status of Operation of Public Use CNG Fueling Facilities Commitment for Year 2 (May 2015-May 2016)

The commitment has been completed and ahead of the schedule stated in the Path Forward Plan. The City of Corpus Christi is currently constructing a new public CNG station. This will give the Gas Department two CNG stations for City use only and two available for the public. Approximately 20-25 CNG vehicles were purchased in FY 15, with orders currently being taken for FY16. City departments are encouraged to consider purchasing CNG vehicles as needed.

Path Forward for CNG Fueling for Year 3 (May 2016-May 2017)

CNG will continue to be considered for all new vehicle purchases at the City. The City is also considering building a CNG station in Flour Bluff.

Status of USPS Installation of CNG Fueling Facility for Year 2 (May 2015-May 2016)

The commitment has not been met. Unfortunately, the USPS has decided not to pursue the CNG facility at this time, and no additional CNG vehicles were purchased. No plans to install this station in 2016 have been identified.

Path Forward for CNG for Year 3 (May 2016-May 2017)

The City will continue to encourage its partners to consider CNG vehicles.

### Status of RTA Commitment to Purchase CNG Vehicles for Year 2 (May 2015-May 2016)

The commitment has been met and ahead of the schedule stated in the Path Forward Plan. The CCRTA replaced 15 diesel-fueled buses with 15 CNG buses in Year 2.

### Status of Bicycle Transportation Planning Commitment for Year 2 (May 2015-May 2016)

The commitment continues to exceed its tasks and activities as stated in the Path Forward Plan.

The Bicycle Mobility Plan was completed in December of 2015 and delivered to the City of Corpus Christi and the City of Portland in February of 2016. This new plan prescribes:

- Where (i.e. on which corridors/segments), in the urbanized area of Nueces and San Patricio counties, should bike facilities be installed to create a cohesive bicycle mobility network that connects key destinations, to functionally expand the reach of the transit network and to accommodate a diversity of riders.
- What type of infrastructure (i.e. on-street bike lanes, separate cycle tracks, etc.) should be installed on each segment of the 290 mile network to uphold the level of safety to which the community aspires.
- How (i.e. to what national standards) should those bicycle facilities be designed and maintained.

The plan also includes over 60 best practice recommendations related to:

- Priorities for trip support facilities (i.e. racks, public repair stations, lockers, bike share infrastructure, wayfinding), education and encouragement programs for promoting safe biking culture and awareness
- Policy and code reform programs (i.e. roadway maintenance, safe passage.
- Program evaluation to track progress against regional bicycle mobility and safety goals and objectives.

For each strategy, the plan included a suggested lead entity, potential partners, and relative priority and cost. The 10-month planning effort that yielded the Bicycle Mobility Plan included extensive, multi-pronged stakeholder engagement:

- 4 meetings of Project Steering Committee (20+ member body representing municipalities and other entities that will ultimately help implement the plan)
- Project website: [www.CoastalBendInMotion.org](http://www.CoastalBendInMotion.org) that includes tools for virtual engagement
- 205 MAP IT routes by 84 discrete users
- 300+ discrete users logged routes via TRACK IT smartphone app
- 220 on-line ANSWER IT survey responses
- 12+ presentations by MPO Director or staff
- 15 public events attended by consulting team
- 46 key interviews conducted
- 900+ leaflets/posters distributed

- 5 focus groups conducted (industry, business owners, design engineers, Regional Transportation Authority operators and Corpus Christi Police Department).

Information gathered revealed that on average, most individual residences in the metropolitan area of Nueces and San Patricio counties are within a two to five minute bike ride (on a neighborhood street) from some segment of the network, and the network delivers riders within ¼ mile of:

- 158 of 178 (89%) early education and daycare centers, grade schools (public and private) and higher education campuses
- 122 of 143 (85%) parks over two acres in size
- 104 of 130 (80%) groceries, meat and fish markets, bakeries and corner markets
- 541 of 657 (82%) low income housing units (Section 8 or Housing Tax Credit properties)
- 1088 of 1319 (83%) transit stops and stations
- 186 of 242 (77%) pools, senior centers, recreation centers, movie theaters, community pools, fitness centers, museums and hotels.

On the basis of feedback gathered from the community through interviews, focus groups, and on-line tools, the planning team prioritized a low-stress rider experience and maximal separation between cyclists and cars by using off-road trail segments on storm water easements wherever possible. Where the bike network corresponds to the street network, the planning team prioritized neighborhood streets with low traffic volumes and speeds. Where the network falls on busier roads, the Plan prescribes alternatives to the standard on-street bike lane, such as separated multi-use paths or protected cycle tracks. The Plan can be viewed at <http://online.fliphtml5.com/dnvt/ldqv/>.

Maps included in the Plan can be viewed at <https://ccmpo.maps.arcgis.com/apps/webappviewer/index.html?id=fd393dbf23c645f89180a818476354a7>.

### Path Forward for Bicycle/Mobility Planning for Year 3 (May 2016-May 2017)

#### Strategic Plan for Active Mobility

- Final design and initiation of construction of Bond 2012 and 2014 roadway projects will yield the implementation of separated cycling infrastructure (one-way protected cycle tracks adjacent to the sidewalk on both sides of the street) on around a dozen miles of roadway.
- Planning for implementation of various bicycle and pedestrian projects funded through the MPO's Transportation Alternatives program.
- Creation of various working products related to pedestrian mobility as preliminary steps in subsequent phases of the Strategic Plan for Active Mobility.

#### Status of Education Efforts Commitment for Year 2 (May 2015-May 2016)

The commitment has been met and within the schedule stated in the Path Forward Plan. In September 2015, communications were sent to the Group that included instructions on how to register for AirNow alerts and forecasts. Also included in the communication were numerous prepared scripts for emission reduction recommendations that could be easily forwarded or mass emailed. Incoming new industry representatives were added to the Corpus Christi communication list and included in all Group communications.

#### Path Forward for Education Efforts for Year 3 (May 2016-May 2017)

The Chair of the Group will continue to communicate, promote, and encourage all participants and their workplaces to take advantage of the many EPA education and outreach resources for air quality including Enviroflash, AirNow, social media messaging, brochures, posters, anti-idling program templates, and more.

#### Status of Announcing Emission Reduction Funding Opportunities Commitment for Year 2 (May 2015-May 2016)

The commitment has been met within the schedule stated in the Path Forward Plan. A notification was circulated to the Group about Federal funding opportunities for emissions reductions programs on May 2, 2015 and another notification was circulated on May 13, 2015, for TERP funding opportunities.

#### Status of Van Share Promotion Commitment for Year 2 (May 2015-May 2016)

The commitment has been met and within the schedule stated in the Path Forward Plan. An e-mail was sent to the over one hundred (100) Group members in September 2015, that provided the RTA presentation, contact information for the representative and encouragement to schedule a workplace appointment for the representative. In Year 2, two (2) companies utilized vanpools with a total of two (2) vanpools at Port Royal Condominiums and four (4) vanpools at TPCO; a pipe manufacturing facility under construction.

This appendix reflects the major highlights of the Year 2 Ozone Advance Report submitted to EPA. To view the complete Year 2 Annual Report including details, charts and attachments, please visit <https://www.epa.gov/advance/texas-corpus-christi>

## **APPENDIX D**

# **ANNUAL REPORT FOR YEAR 3 ACTIVITIES**

APPENDIX D  
ANNUAL REPORT FOR YEAR 3

Status of Establishing Air Quality Position and Program Commitment for Year 3 (May 2016– May 2017)

This commitment has been met and within the committed schedule. During May 2016-May 2017, the Chair continued work with stakeholders to provide no cost opportunities to educate the public about Corpus Christi air quality. The Pollution Prevention Partnership at Texas A&M University-Corpus Christi developed a website that provides air monitor links, daily updated air quality information, emission reduction recommendations, elevated ozone day health tips, and more. The site is continuously updated and can be found at <http://outreach.tamucc.edu/p3>. The Port of Corpus Christi provided staff time and expertise to establish a Facebook site as well as twitter feeds for the Group programs and messaging. The Facebook site can be found at <https://www.facebook.com/ccairquality/>. The Corpus Christi Chamber of Commerce provided air quality messages to over 400 members and distributed an emissions reductions list to its members. The Corpus Christi Regional Economic Development Corporation and the San Patricio Economic Development Corporation both began providing a document to newly sited businesses in the area that encourages the business to attend Group meetings and provides emissions reductions information. The Local Emergency Planning Committee (LEPC) committed to providing information on their info-line, and provides reverse alert telephone calls and text messages on ozone action days. The Corpus Christi newspaper (Corpus Christi Caller Times) included daily air quality information on their weather page and the Chair provided air quality information to the local television meteorologists.

Education Path Forward for Year 4 (May 2017-May 2018)

The Chair will continue to work with stakeholders to provide no-cost education opportunities and outlets. The Facebook site, webpage, twitter communications, welcome packages and newsletter contents and distributions will be updated. The Chair will continue to review the EPA website found at <https://www.epa.gov/education> for resources such as school flags, digital distribution pieces and more for community education opportunities and share those opportunities with stakeholders. The Chair will continue to distribute the emissions reductions recommendations and checklist to all stakeholders.

Status of Air Quality Curricula for Year 3 (May 2016-May 2017)

The air quality curricula commitment was met and within the committed schedule. The curricula was delivered to 23 5th grade classes at 4 elementary schools. A total of 569 students received the curricula. Students were tested on air quality and emission reduction recommendations knowledge prior to and after receiving the lessons. Prior to receiving the lessons, students tested correctly an average of 5 questions out of a possible 10. After receiving the lessons, students tested correctly an average of 9 questions out of a possible 10.

## Path Forward Air Quality Curricula for Year 4 (May 2017-May 2018)

Area industry is considering funding the air quality curricula to continue in Year 4.

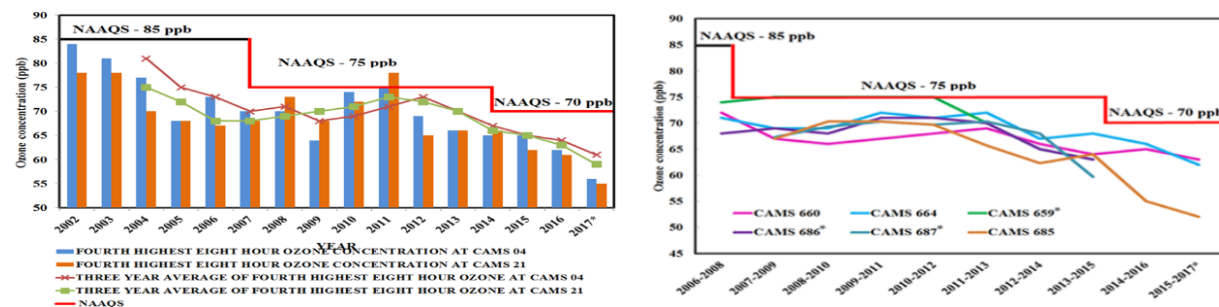
## Status of Research, Modeling and Monitoring Commitment for Year 3 (May 2016-May 2017)

With budget constraints in funding provided by the 84th Texas Legislature, the below research grade monitoring stations were deactivated on May 31, 2016.

- Upwind site in Aransas Pass County – CAMS 659
- Odem monitoring site in San Patricio County – CAMS 686

A quality assurance project plan (QAPP) for maintenance and operation of three research grade monitoring stations including (1) Urban site – CAMS 660, (2) Downwind site – CAMS 664, and (3) Ingleside site – CAMS 685 as shown below was submitted and approved by TCEQ on May 16, 2016. The monitoring commitment for Year 3 was met and will continue beyond the stated schedule. Each of the research monitoring stations (CAMS 660, 664, and 665) was equipped with an ozone analyzer; weather sensors including RM Young wind sensor and coastal environmental temperature and humidity sensor; zero data logger and Enfora wireless modems. Continuous measurements of ozone, wind speed, wind direction, outdoor temperature, and relative humidity were recorded at each of these stations and using the TCEQ LEADS acquisition system data was made publicly available on TCEQ's website. Additional continuous monitoring of oxides of nitrogen (NOx) was performed during this time at Holly Road monitor (CAMS 660).

Status of Research; Updating Ozone Attainment Status Commitment for Year 3 (May 2016-May 2017) The commitment to update the ozone attainment status has been met and beyond the stated schedule. The design value trend of ozone concentrations measured at TCEQ maintained compliance grade monitoring stations and TAMUK/UNT maintained research grade monitoring stations are shown in below figures.



As demonstrated by the design value trends, a decreasing trend in ozone concentration has been noted at both TCEQ maintained compliance grade monitoring stations as well as research grade monitoring stations maintained and operated by TAMUK/UNT. During May 16, 2016 through April 7, 2017 highest daily maximum eight hour ozone concentrations of 64 ppb and 61 ppb were measured at CAMS 04 (February 22, 2017)

and CAMS 21 (October 11, 2016) on February 22, 2016 and October 11, 2017, respectively. The research grade monitoring stations also measured highest daily maximum eight hour ozone concentrations of 73 ppb at Urban site - Holly road – CAMS 660 (September 29, 2016), 70 ppb at downwind site – Violet – CAMS 664 (October 11, 2016) and 55 ppb at Ingleside site – CAMS 685 (September 2, 2016). Additional monitoring of oxides of nitrogen was conducted at Holly road – CAMS 660 during ozone season of 2016. With QAPP approved by TCEQ on May 16, 2016 measurements of oxides of nitrogen was conducted from June 1, 2016. Measurements were not acquired during June 28 through July 13, 2016 due to failure of the reaction chamber. The analyzer was sent to the technician for replacement of reaction chamber and calibration. The analyzer was setup at Holly road on July 13, 2016 for continuous measurement of ozone precursor. Highest maximum NO and NOx concentrations were measured in October 2016 (3.29 ppb of NO – October 26, 2016 and 8.81 ppb of NOx – October 22, 2016).

#### Looking Ahead; Updating Ozone Attainment Status for Year 4 (May 2017-May 2018)

Continuous monitoring of ozone and meteorological parameters will be conducted at urban site – CAMS 660; downwind site – CAMS 664 and Ingleside site – CAMS 685. The data will be made available to local stakeholders, policy makers, local communities and other researchers through TCEQ's website. Additional monitoring of oxides of nitrogen also will be conducted during the ozone season (April 1 through October 31) at urban site – CAMS 660.

#### Status of AutoCheck/Clean Fleet Vehicle Emissions Testing and Repair Commitment for Year 3 (May 2016-May 2017)

The Clean Fleet commitment exceeded commitments and beyond the stated schedule. The Pollution Prevention Partnership (P3) became an EPA SmartWay® Affiliate in November 2016. SmartWay Partnerships between carriers, shippers, and logistics companies have been promoted in several venues: Group, Nueces County Community Action Agency-Health Advisory Meeting, CC Regional Transportation Authority-Policy Meeting and Texas-Freight Advisory Committee Regional Workshop. SmartWay information and links have been included on the P3 Website. SmartWay partners track and improve fuel efficiency, reducing emissions including NOx, a precursor of ground-level ozone. P3 CleanFleet and AutoCheck programs held 70 events from May 2016 to March 30, 2017, testing 630 public and fleet vehicles for emissions. Fifty (50) vehicles were identified as highly polluting and 31 gas caps were identified as leaking and needing replacement. Approximate emissions reductions as a result of documented repairs with post-test and gas cap replacement is 0.15 tons per year of NOx and 7.07 tons per year of HC. P3 also presented at or attended 18 meetings and health fairs at local agencies and community events to educate and encourage emission-reducing activities. Over 3,700 people were addressed. Some of the groups addressed were Nueces County Safe Communities Coalition, Nueces County Community Action Agency-Health Advisory Meeting, LEAD First Foundation and Superior Health Plan health fair, Solomon Coles school, Head Start, Girls in Engineering Math and Science Conference and three Head



Start parent groups. The web content for P3 was expanded to include a SmartWay page. Four hundred sixty-five (465) presentations and documents about ozone reduction, alternative fuels, and alternative transportation were downloaded from the P3 website and there were 6,791 other page hits. The P3 website can be found at <http://outreach.tamucc.edu/p3/>.

#### Path Forward for Clean Fleet for Year 4 (May 2017-May 2018)

P3 will continue to promote SmartWay Partnerships between the freight industry and EPA. In addition to addressing groups, P3 will contact specific shippers and carriers to promote the business benefits of fuel efficiency and emissions reduction.

Ozone awareness and reduction strategies, education, and outreach will continue through presentations and facilitation of meetings for/with local governments, businesses, citizens groups, industry groups, and environmental groups to promote ozone and precursor reduction strategies.

P3 will continue to host CleanFleet and AutoCheck events at least once per month testing for emission problems. Repair subsidies will continue as long as funding is available. Educational materials in presentations, print and online will be expanded to include greenscaping practices that reduce lawn maintenance requirements. Less lawn maintenance reduces ozone precursors and acute exposure of operators to toxic emissions.

P3 will plan and begin implementation of a media campaign coinciding with the 2017 Ozone season (April-October). Press releases, social media, and free PSA spots will be used when possible. Pending budget approval, paid outdoor and radio advertising could be used. Gas stations will be asked to participate in the media campaign to promote ozone actions.

P3 will implement one Lawn Equipment Exchange Program in which the public will trade-in working gasoline powered equipment for discounts on electric equipment. Trade-in equipment will be drained of fluids and recycled.

An SEP proposal to TCEQ is pending approval. The proposal, if approved, will expand the AutoCheck emissions screening and repair protocol to include some Standard On Board Diagnostic (OBD-II) Diagnostic Troubleshooting Codes (DTC). This expansion would allow repairs of malfunctioning systems not currently identified for repair by tailpipe screening alone. Further reduction in NOx and HC can be achieved by repairing OBD-II identified malfunctions such as the evaporative control system, mass airflow sensors, emission gas recirculation (EGR) valves, misfires, and lean conditions.

#### Status of use of IR Camera Commitment for Year 3 (May 2016-May 2017)

The commitment has been met and beyond the stated schedule in the Path Forward Plan. Industry continued the use of IR cameras to detect fugitive emissions in Year 3.

Path Forward for IR Camera Commitment for Year 4(May 2017-May 2018)

Industry plans to continue the use of IR cameras to detect fugitive emissions in Year 4.

Status of CCAD Notification on Ozone Action Days Commitment for Year 3 (May 2016-May 2017)

There were no called Ozone Action Days during Year 3, however the CCAD communication system was set up for an Ozone Action Day.

Path Forward for CCAD Notification for Year 4

CCAD will continue to provide all employees with notifications when Ozone Action Days are declared and offer voluntary actions to take during and after work periods.

Status of Production of LRVP Commitment for Year 3 (May 2016-May 2017)

The commitment has been met and gone beyond the schedule stated in the Path Forward Plan. Several area facilities continued to produce LRVP gasoline in Year 3.

Path Forward for LRVP Year 4 (May 2017-May 2018)

Industry plans to continue to produce LRVP in Year 4.

Status of Operation of Public Use CNG Fueling Facilities Commitment for Year 3 (May 2016-May 2017)

The commitment is completed and beyond the schedule stated in the Path Forward Plan. The City continues to consider replacing gasoline fueled vehicles with CNG equivalents. The City purchased twenty (20) CNG bi-fuel and dedicated vehicles in 2016.

Path Forward for CNG Year 4 (May 2017-May 2018)

The City is considering building additional CNG stations in Flour Bluff and Annaville, which are areas within the city's limits.

Status of USPS Installation of CNG Fueling Facility for Year 3 (May 2016-May 2017)

Due to funding issues, the project has been postponed.

Looking Forward to CNG for Year 4 (May 2017 – May 2018)

The city will continue to encourage its partners to consider CNG vehicles.

Status of RTA Commitment to Purchase CNG Vehicles for Year 3 (May 2016-May 2017)

The commitment has been exceeded and ahead of the schedule stated in the Path Forward Plan. During Year 3, the CCRTA purchased 11 CNG buses (35') and 7 CNG Cut-away buses (around 22' - 24'- mostly used in the paratransit division). The CCRTA also purchased 13 electric relief vehicles (Ford Escorts).

Status of Bicycle Transportation Planning Commitment for Year 3 (May 2016-May 2017)

The Bicycle and Mobility Planning Commitment continues to exceed commitments and scheduling stated in the Path Forward Plan.

- Strategic Plan for Active Mobility, Phase I – Bicycle Mobility was adopted by the City of Corpus Christi in May 2016.
- Program (TAP) funds for implementation of bicycle and pedestrian projects in FY2017 and FY2018 as summarized in the following table.

AGENCY		PROJECT NAME	TOTAL PROJECT COST
FY 2017	City of Corpus Christi	Region-wide Bike Boulevard Wayfinding Initiative	\$522,500
	City of Portland	Portland Bicycle Lanes	\$359,878
FY 2018	City of Corpus Christi	Safe Shelter and Crossing Program	\$168,520
	City of Portland	Memorial Parkway Hike & Bike Phase 1	\$342,106

- City of Corpus Christi funded the development of roadway standard design details to facilitate consistent and effective implementation of bicycle mobility infrastructure in various roadway projects.
- Design completed for approximately 12 miles of 1-way, protected cycle tracks as part of Bond 2012 and Bond 2014 projects.
- City of Corpus Christi initiated a collaborative Branding and Design Study to define wayfinding and signage standards for the Bicycle Mobility Network (as in-kind match for an MPO Transportation Alternatives Program grant to fund the implementation of approximately 30 miles of bicycle boulevards).
- The City of Corpus Christi completed a 1.25 mile section of the Schannen Ditch offroad multi-use path (supported in part with Transportation Alternatives Program funds from the MPO).
- Corpus Christi RTA used MPO Transportation Alternative Program funds to purchase the following for installation at RTA transit stops within the MPO Boundary:
  - 1,000 bicycle racks (varying capacities)
  - 15 bicycle lockers
  - 150 free standing public air pumps
  - 65 freestanding public “FixIt” stations
- MPO staff, with guidance from Strategic Plan for Active Mobility steering Committee, produced multiple pedestrian mobility planning working products and provided technical assistance with the planning of pedestrian elements in City of Corpus Christi roadway projects

### Path Forward for Bicycle and Mobility Planning for Year 4 (May 2017-May 2018)

#### Strategic Plan for Active Mobility:

- Construction of Bond 2012 and 2014 roadway projects, including around 12 miles of protected 1-way cycle track, will continue.
- City of Corpus Christi will complete the collaborative Branding and Design Study to define wayfinding and signage standards for the Bicycle Mobility Network.
- City of Corpus Christi will use Transportation Alternatives Program funds from the MPO to implement around 30 miles of Bicycle Boulevards
- City of Corpus Christi will use Transportation Alternatives Program funds from the MPO to begin installation of a HAWK pedestrian crossing at Cole Part, a key Bayfront destination.
- City of Portland will use Transportation Alternatives Program funds from the MPO to begin installation of around three miles of Buffered Bicycle Lanes.
- City of Portland will use Transportation Alternatives Program funds from the MPO to begin construction of Phase I of the Memorial Parkway offroad multi-use path.
- RTA will install bicycle trip support hardware purchased in Year 3 using Transportation Alternatives Program funds from the MPO.

### Status of Education Efforts Commitment for Year 3 (May 2016-May 2017)

The commitment has been met and beyond the schedule stated in the Path Forward Plan. SmartWay, AirNow, Enviroflash, anti-idling and other initiatives were included in an emissions recommendation list that was distributed to the Group and other stakeholders in July and October, 2016 and January and April 2017.

### Path Forward for Education Efforts for Year 4 (May 2017-May 2018)

The Chair will continue to communicate, promote, and encourage all participants and their workplaces to take advantage of the many EPA education and outreach resources for air quality, including Enviroflash, AirNow, social media messaging, brochures, posters, anti-idling program templates and more.

### Status of Announcing Emission Reduction Funding Opportunities Commitment for Year 3 (May 2016-May 2017)

The commitment has been met and went beyond the schedule stated in the Path Forward Plan. TCEQ Texas Emissions Reductions Program (TERP), DERA, and other TCEQ and EPA applications including the SmartWay program for funding opportunities were communicated to the Group in July 2016, October 2016, January 2017 and April 2017 of Year 3. A special presentation by Trent Thigpen (P3 Project Manager) was made at the October 28, 2016 Group meeting encouraging members to become SmartWay members. SmartWay and other initiatives are also included in the emissions recommendation list that is distributed to the Group and other stakeholders.

Path Forward for Announcing Funding Opportunities for Year 4 (May 2017-May 2018)

The Chair will go beyond the schedule stated in the Path Forward Plan and continue to inform the Group and other stakeholders of emission reduction funding opportunities.

Status of Van Share Promotion Commitment for Year 3 (May 2016-May 2017)

The commitment was exceeded and beyond the schedule stated in the Path Forward Plan. Registering with the RTA Van Pool program including contact information was included in an emissions reductions summary and checklist that was distributed to the Group in addition to other stakeholders April, July and October of 2016 and in January and April 2017 during Year 3.

The RTA Van Pool Program had a total of 14,157 riders making 4,376 trips for a total of 201,430 miles in 8 vehicles, thereby removing thousands of vehicles from the road during Year 3. The following table provide a complete detail of the van-share trips.

This appendix reflects the major highlights of the Year 3 Ozone Advance Report submitted to EPA. To view the complete Year 3 Annual Report including details, charts and attachments, please visit <https://www.epa.gov/advance/texas-corporus-christi>