

*RECOGNITION OF
LMOP PARTNERS WHO
VOLUNTARILY REPORTED
LANDFILL AND LANDFILL GAS
(LFG) ENERGY DATA
IN 2018*

JULY 2019



**LANDFILL METHANE
OUTREACH PROGRAM**

RECOGNITION OF PARTNERS WHO VOLUNTARILY REPORTED DATA IN 2018



- The LMOP Landfill and LFG Energy Project Database (LMOP Database) tracks information for 2,600+ MSW landfills and ~600 operational LFG energy projects
- These data are a key resource for EPA, the LFG industry and the general public
- In 2018, LMOP transitioned to voluntary Partner electronic reporting of data through a new LMOP module in EPA's existing e-GGRT system
- In 2018, 95 LMOP Partners reviewed and verified data for a combined total of 390 projects and 58 landfills
 - Partners were asked to review/update data for landfill operations (e.g., LFG flared) and LFG energy project operations (e.g., project size and start date)
- The following slides document the participation of the 95 Partners and summarize their contributions

Partner reporting improves the quality of the LMOP Database – thank you for your participation!

RECOGNITION OF PARTNERS WHO VOLUNTARILY REPORTED DATA IN 2018



- For the purpose of these slides:
 - ***Verified data*** means the LMOP Partner reviewed existing data for a specific landfill or project record in the LMOP module and either indicated no changes were needed or provided updates for the record; or the Partner provided data updates as part of the 2018 Partner reporting process another way.
 - ***Non-verified data*** means the existing data for a specific landfill or project record were not reviewed as part of the 2018 Partner reporting process, but are being included as part of the Partner's overall profile of 2018 LFG activities.
 - The ***No. of Projects Operating in 2018*** listed for a Partner represents projects that operated at least part of 2018 and with which the Partner is affiliated (e.g., project developer, project owner, landfill owner, equipment supplier, consultant).

RECOGNITION OF PARTNERS WHO VOLUNTARILY REPORTED DATA IN 2018



*If you would like to print your slide,
please contact LMOP at lmop@epa.gov
for a higher-resolution file*

Pursuant to 5 CFR § 2635.702(c)(2), names are displayed here as the result of recognition for achievement given under an agency program of recognition for accomplishment in support of the Agency's mission. Any reference to a specific company or commercial product or service by trade name, trademark, manufacturer, company, or otherwise does not constitute or imply the endorsement or recommendation of EPA.



ANNE ARUNDEL CO. BUREAU OF WASTE MGMT SERVICES, MD

LMOP Partner Since 2012

Partner Type Community

No. of Projects Operating in 2018 ^a 1 project

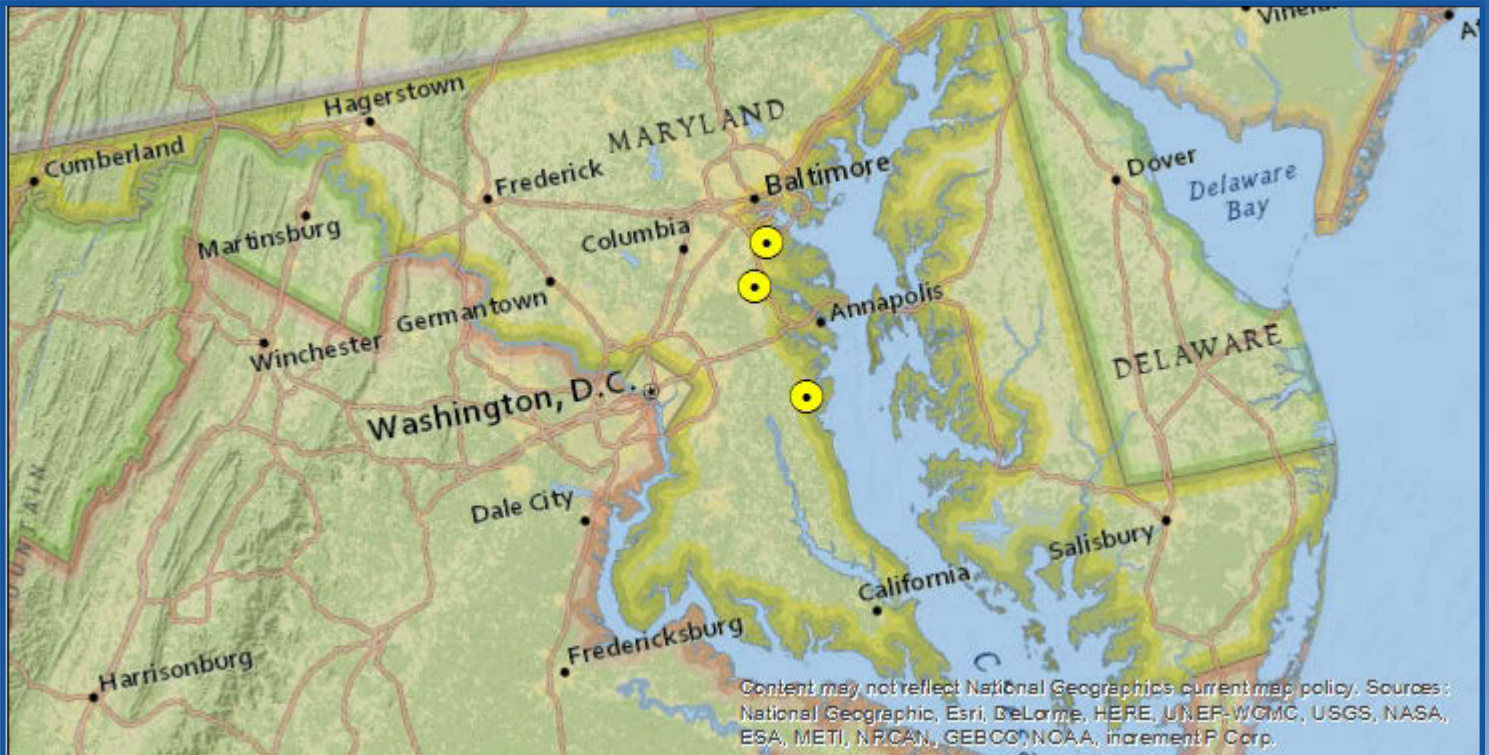
Project Type

-Electricity Generation

Project Size

3.2 MW ^b

Location of Records Verified and/or Projects Operating in 2018



- a. Partner verified 1 project and 2 landfills in 2018. The number of records verified may not equal the number of projects/landfills the Partner was affiliated with in 2018.
- b. Project sizes in MW and mmscfd may reflect a combination of verified and non-verified data. The MW values reflect either current generation when known or rated capacity otherwise.



APTIM

LMOP Partner Since

1995

Partner Type

Industry

No. of Projects Operating in 2018 ^a

20 projects

Project Type

Project Size

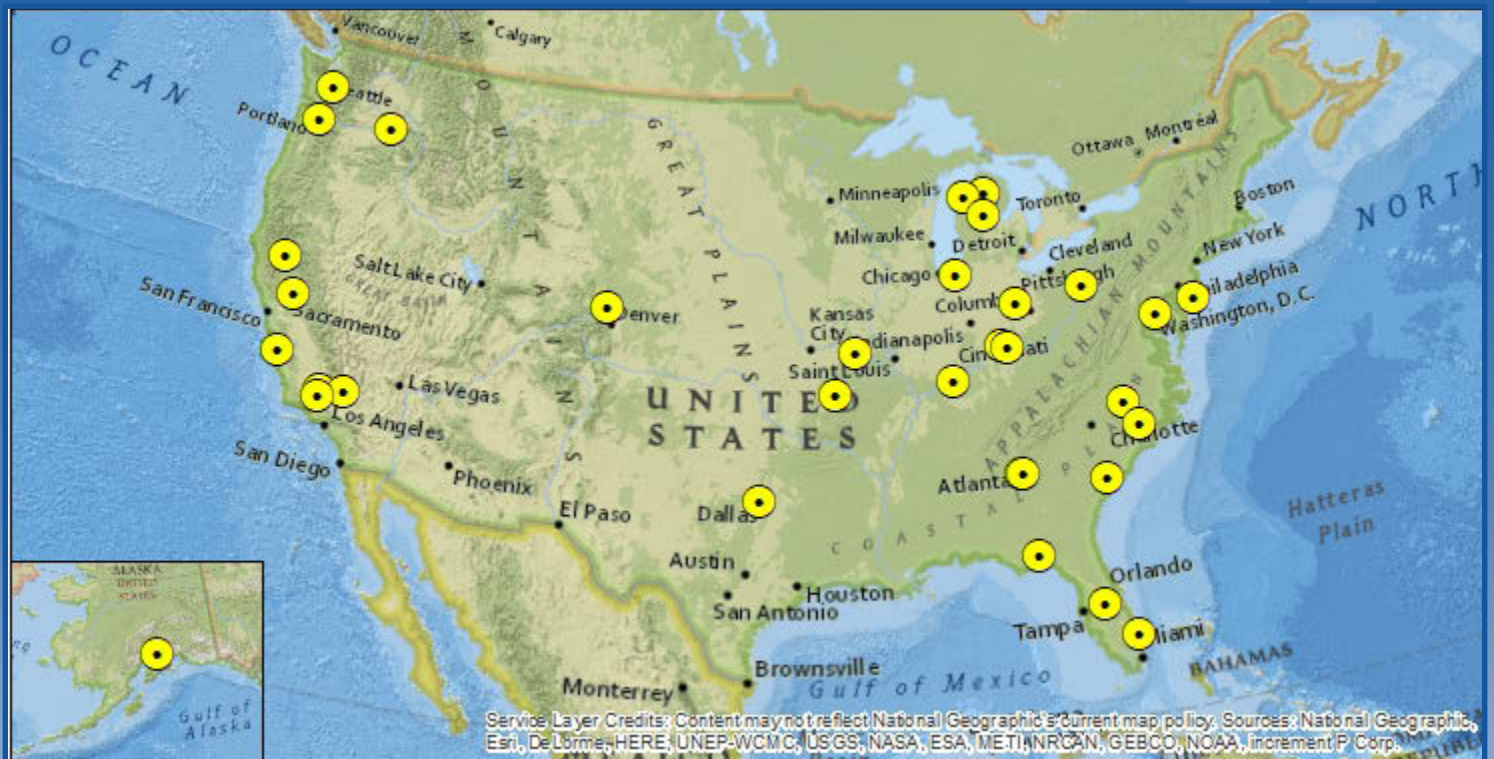
-Electricity Generation

38.2 MW ^b

-Direct-Use (Medium-Btu)

4.95 mmscfd LFG ^b

Location of Records Verified and/or Projects Operating in 2018



- Partner verified 7 projects and 12 landfills in 2018. The number of records verified may not equal the number of projects/landfills the Partner was affiliated with in 2018.
- Project sizes in MW and mmscfd may reflect a combination of verified and non-verified data. The MW values reflect either current generation when known or rated capacity otherwise.



ARIA ENERGY, LLC

LMOP Partner Since
Partner Type

1995
Industry

No. of Projects Operating in 2018 ^a

41 projects

Project Type

Project Size

-Electricity Generation

228.5 MW ^b

-Direct-Use (Medium-Btu)

0.26 mmscfd LFG ^b

-Renewable Natural Gas

37.4 mmscfd LFG ^b

Location of Records Verified and/or Projects Operating in 2018



- a. Partner verified 22 projects in 2018. The number of records verified may not equal the number of projects/landfills the Partner was affiliated with in 2018.
- b. Project sizes in MW and mmscfd may reflect a combination of verified and non-verified data. The MW values reflect either current generation when known or rated capacity otherwise.



ATLANTIC COUNTY UTILITIES AUTHORITY, NJ

LMOP Partner Since

2003

Partner Type

Community

No. of Projects Operating in 2018 ^a

1 project

Project Type

Project Size

-Electricity Generation

1.0 MW ^b

Location of Records Verified and/or Projects Operating in 2018



Content may not reflect National Geographic's current map policy. Sources: National Geographic, Esri, DeLorme, HERE, UNEP-WCMC, USGS, NASA, ESA, METI, NRCAN, GEBCO, NOAA, incrementF Corp.

- a. Partner verified 1 project in 2018. The number of records verified may not equal the number of projects/landfills the Partner was affiliated with in 2018.
- b. Project sizes in MW and mmscfd may reflect a combination of verified and non-verified data. The MW values reflect either current generation when known or rated capacity otherwise.



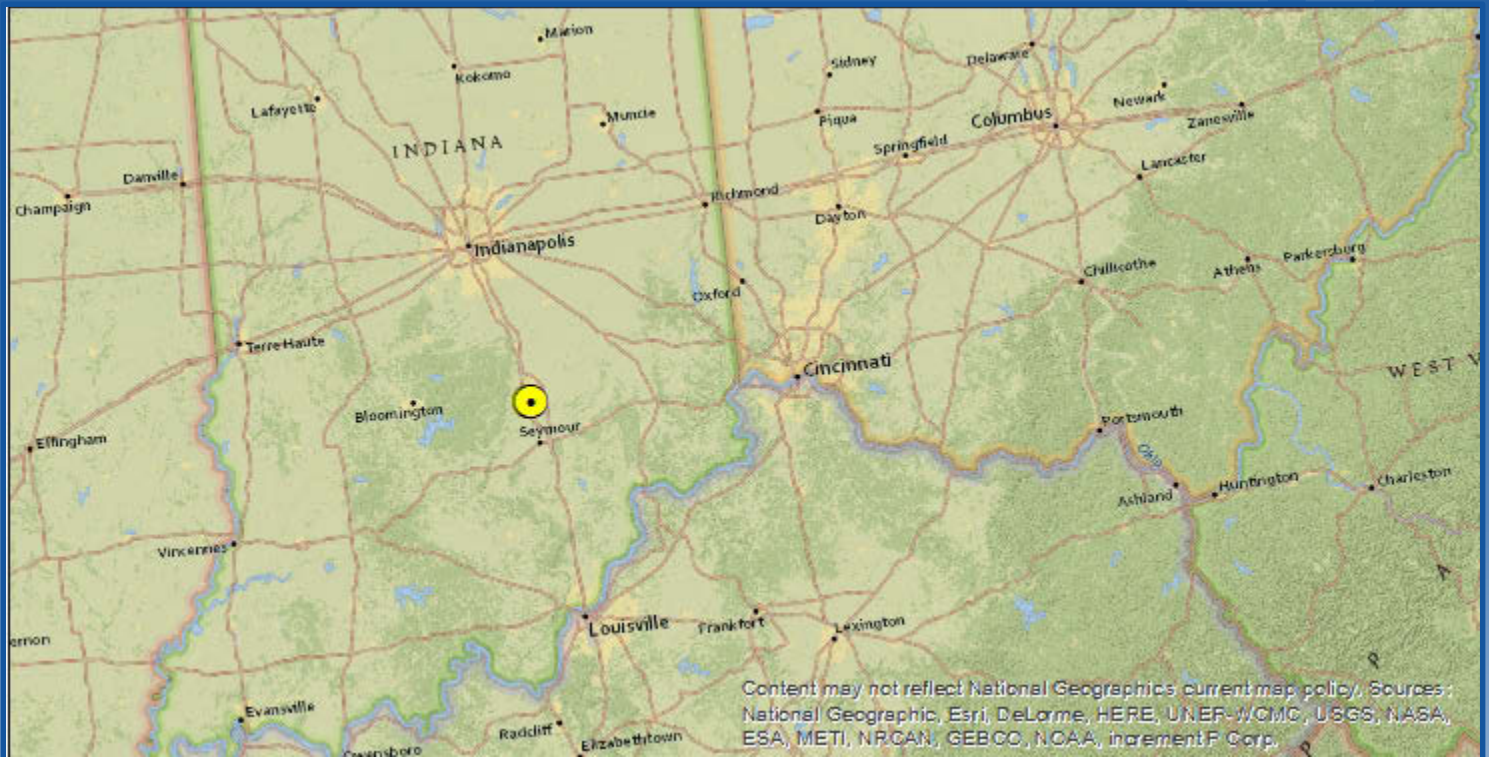
BARTHOLOMEW COUNTY SOLID WASTE MGMT. DISTRICT, IN

LMOP Partner Since
Partner Type

2006
Community

Partner is not affiliated with a project that was operational during 2018 nor with a landfill that was flaring during 2018

Location of Records Verified and/or Projects Operating in 2018



- Partner verified 2 landfills in 2018. The number of records verified may not equal the number of projects/landfills the Partner was affiliated with in 2018.
- Project sizes in MW and mmscfd may reflect a combination of verified and non-verified data. The MW values reflect either current generation when known or rated capacity otherwise.



BIOGAS ENERGY SOLUTIONS, LLC

LMOP Partner Since

1995

Partner Type

Industry

No. of Projects Operating in 2018 ^a

9 projects

Project Type

Project Size

-Electricity Generation

15.7 MW ^b

-Direct-Use (Medium-Btu)

1.0 mmscfd LFG ^b

Location of Records Verified and/or Projects Operating in 2018



- a. Partner verified 5 projects in 2018. The number of records verified may not equal the number of projects/landfills the Partner was affiliated with in 2018.
- b. Project sizes in MW and mmscfd may reflect a combination of verified and non-verified data. The MW values reflect either current generation when known or rated capacity otherwise.



BIO-GAS TECHNOLOGIES, LTD.

LMOP Partner Since

1997

Partner Type

Industry

No. of Projects Operating in 2018 ^a

1 project

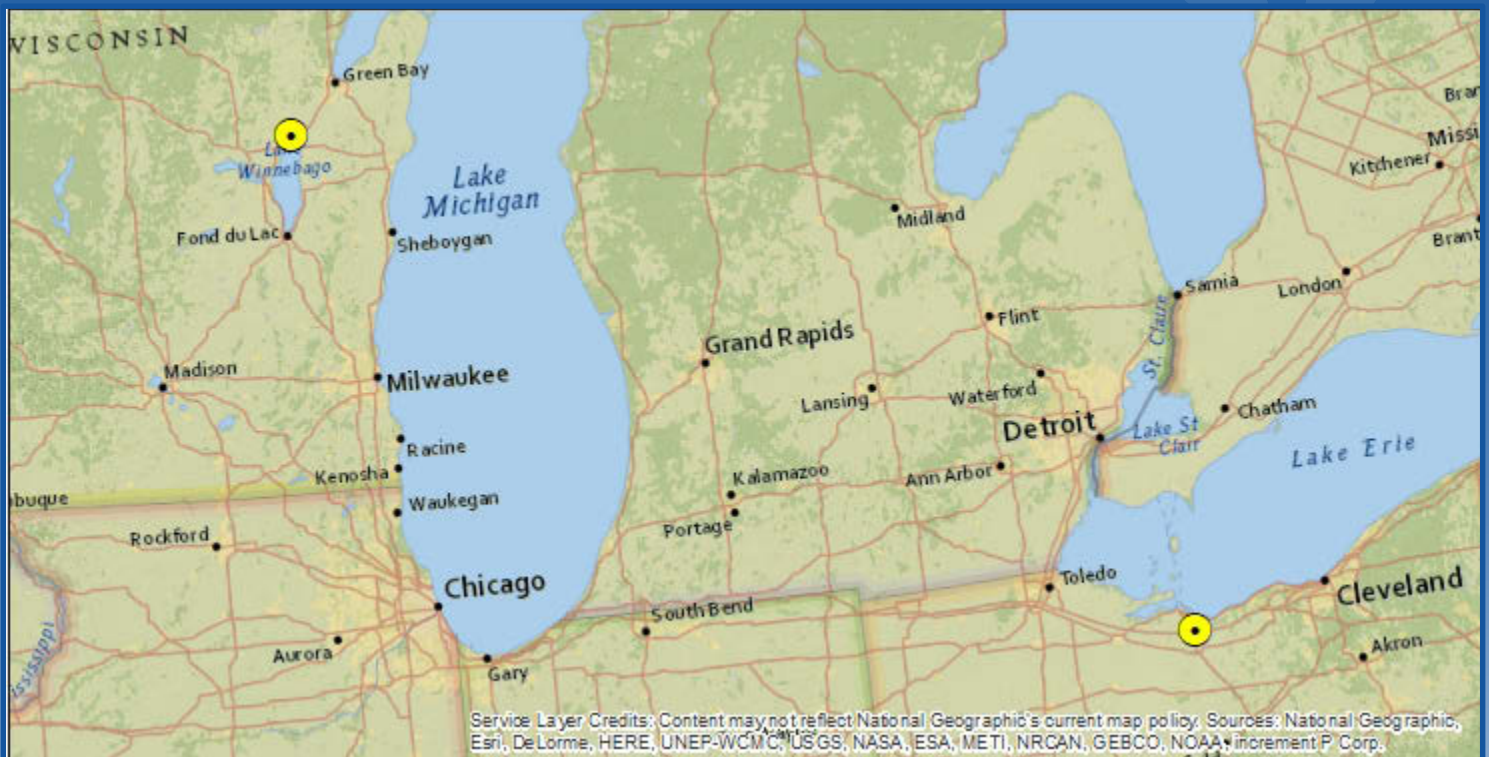
Project Type

Project Size

-Electricity Generation

2.15 MW ^b

Location of Records Verified and/or Projects Operating in 2018



- Partner verified 1 project in 2018. The number of records verified may not equal the number of projects/landfills the Partner was affiliated with in 2018.
- Project sizes in MW and mmscfd may reflect a combination of verified and non-verified data. The MW values reflect either current generation when known or rated capacity otherwise.



BROADROCK RENEWABLES LLC

LMOP Partner Since

2011

Partner Type

Industry

No. of Projects Operating in 2018 ^a

3 projects

Project Type

Project Size

-Electricity Generation

59.3 MW ^b

Location of Records Verified and/or Projects Operating in 2018



- a. Partner verified 1 project in 2018. The number of records verified may not equal the number of projects/landfills the Partner was affiliated with in 2018.
- b. Project sizes in MW and mmscfd may reflect a combination of verified and non-verified data. The MW values reflect either current generation when known or rated capacity otherwise.



BROWN COUNTY PORT & SOLID WASTE DEPT., WI

LMOP Partner Since

1998

Partner Type

Community

No. of Projects Operating in 2018 ^a

1 project

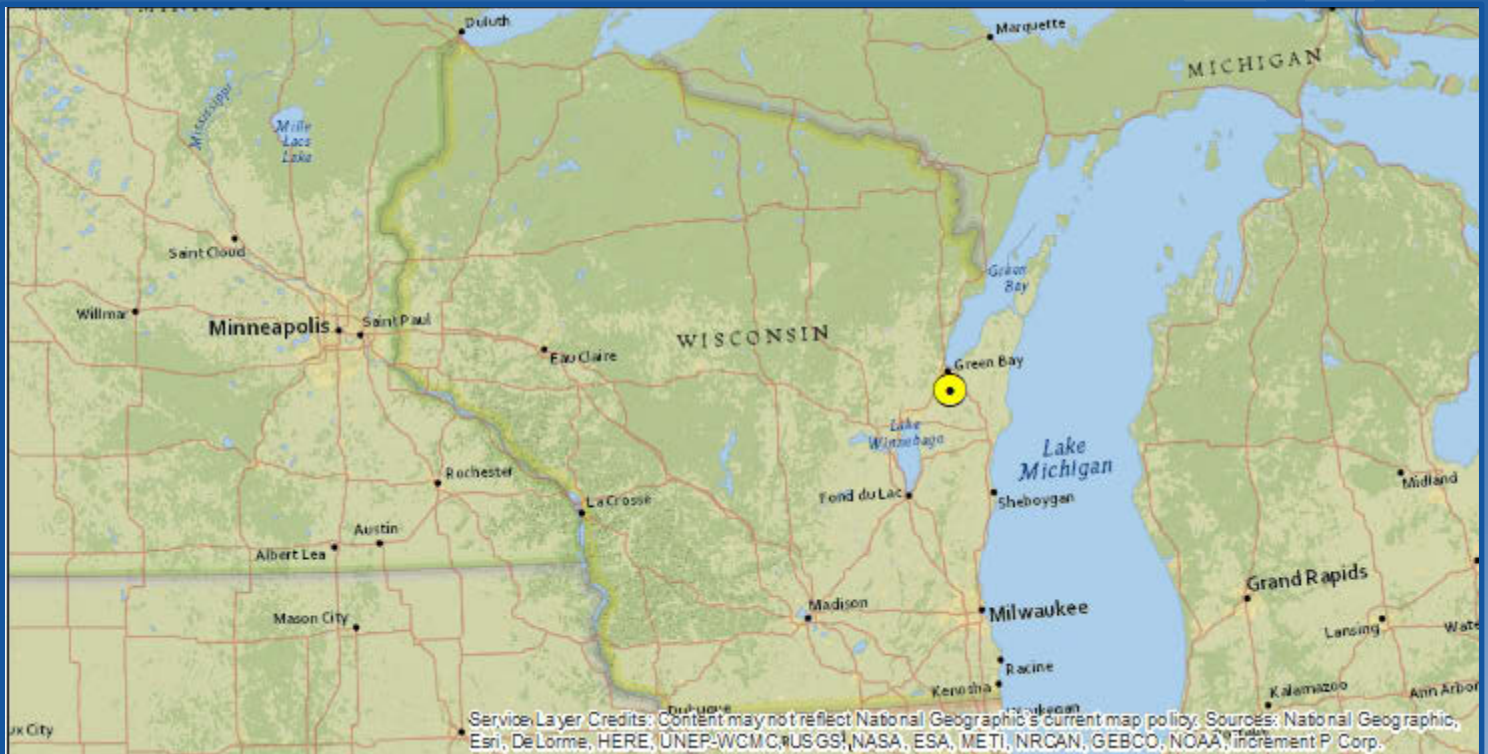
Project Type

Project Size

-Electricity Generation

1.85 MW ^b

Location of Records Verified and/or Projects Operating in 2018



- Partner verified 1 project in 2018. The number of records verified may not equal the number of projects/landfills the Partner was affiliated with in 2018.
- Project sizes in MW and mmscfd may reflect a combination of verified and non-verified data. The MW values reflect either current generation when known or rated capacity otherwise.



BUNCOMBE COUNTY DEPARTMENT OF SOLID WASTE, NC

LMOP Partner Since 1999

Partner Type Community

No. of Projects Operating in 2018 ^a 1 project

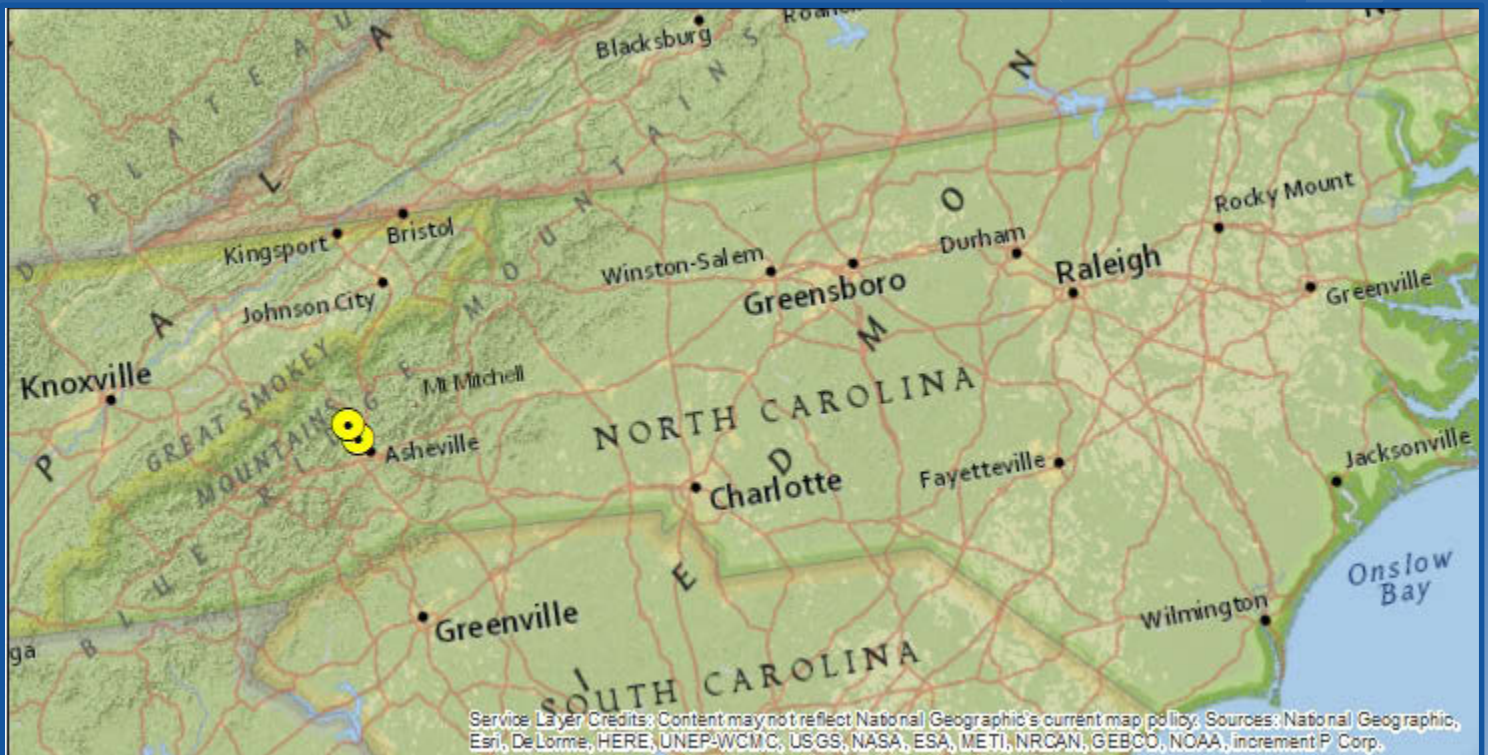
Project Type

-Electricity Generation

Project Size

1.4 MW ^b

Location of Records Verified and/or Projects Operating in 2018



- a. Partner verified 2 projects in 2018. The number of records verified may not equal the number of projects/landfills the Partner was affiliated with in 2018.
- b. Project sizes in MW and mmscfd may reflect a combination of verified and non-verified data. The MW values reflect either current generation when known or rated capacity otherwise.



BUTLER COUNTY LANDFILL, KS

LMOP Partner Since

2009

Partner Type

Community

No. of Landfills Flaring in 2018 ^a

1 landfill

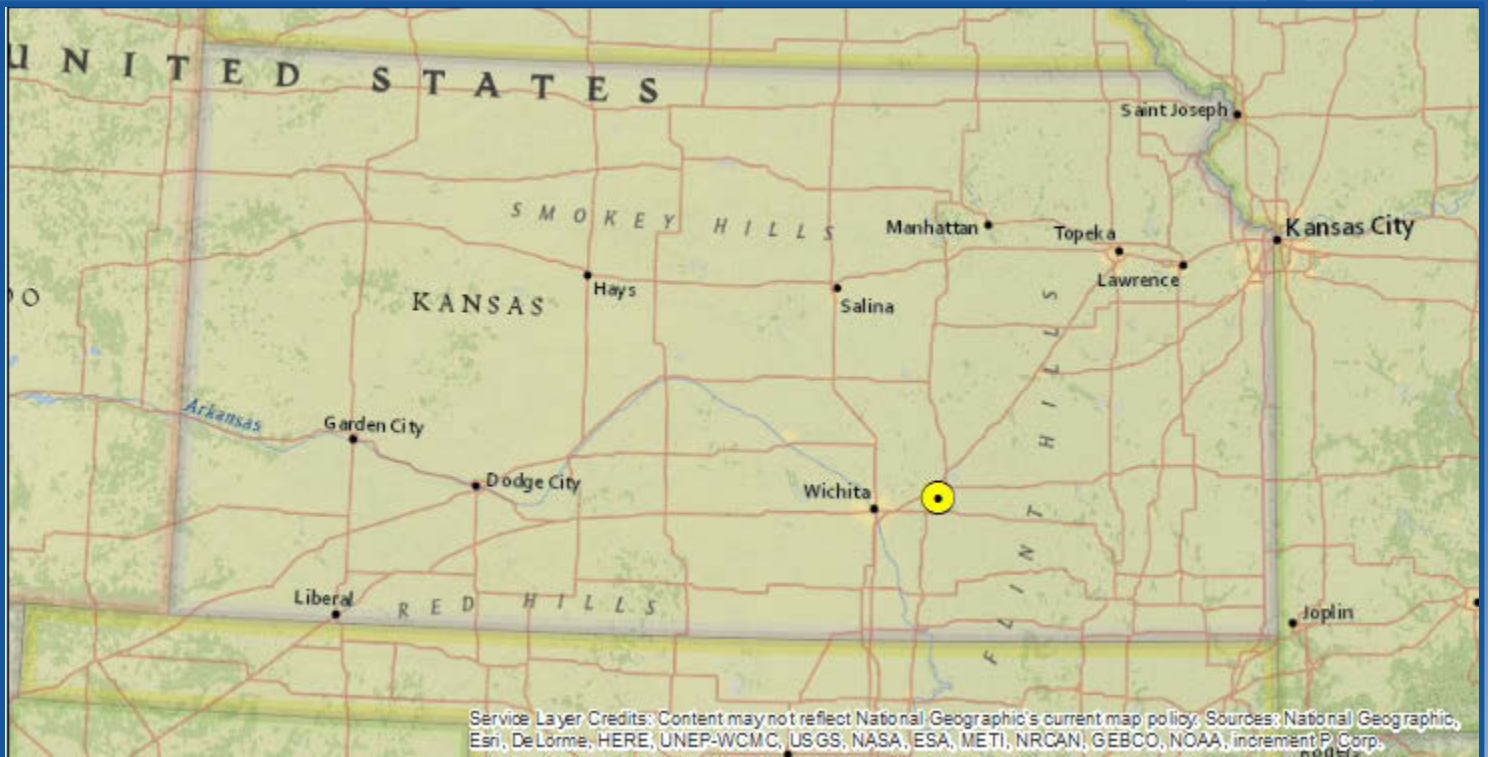
Project Type

Project Size

-LFG Flared

0.37 mmscfd ^b

Location of Records Verified and/or Projects Operating in 2018



Service Layer Credits: Content may not reflect National Geographic's current map policy. Sources: National Geographic, Esri, DeLorme, HERE, UNEP-WCMC, USGS, NASA, ESA, METI, NRCAN, GEBCO, NOAA, increment P Corp.

- a. Partner verified 1 landfill in 2018. The number of records verified may not equal the number of projects/landfills the Partner was affiliated with in 2018.
- b. Project sizes in MW and mmscfd may reflect a combination of verified and non-verified data. The MW values reflect either current generation when known or rated capacity otherwise.



CALIFORNIA ENERGY COMMISSION (CEC)

LMOP Partner Since

1997

Partner Type

State

No. of Projects Operating in 2018 ^a

2 projects

Project Type

-Electricity Generation

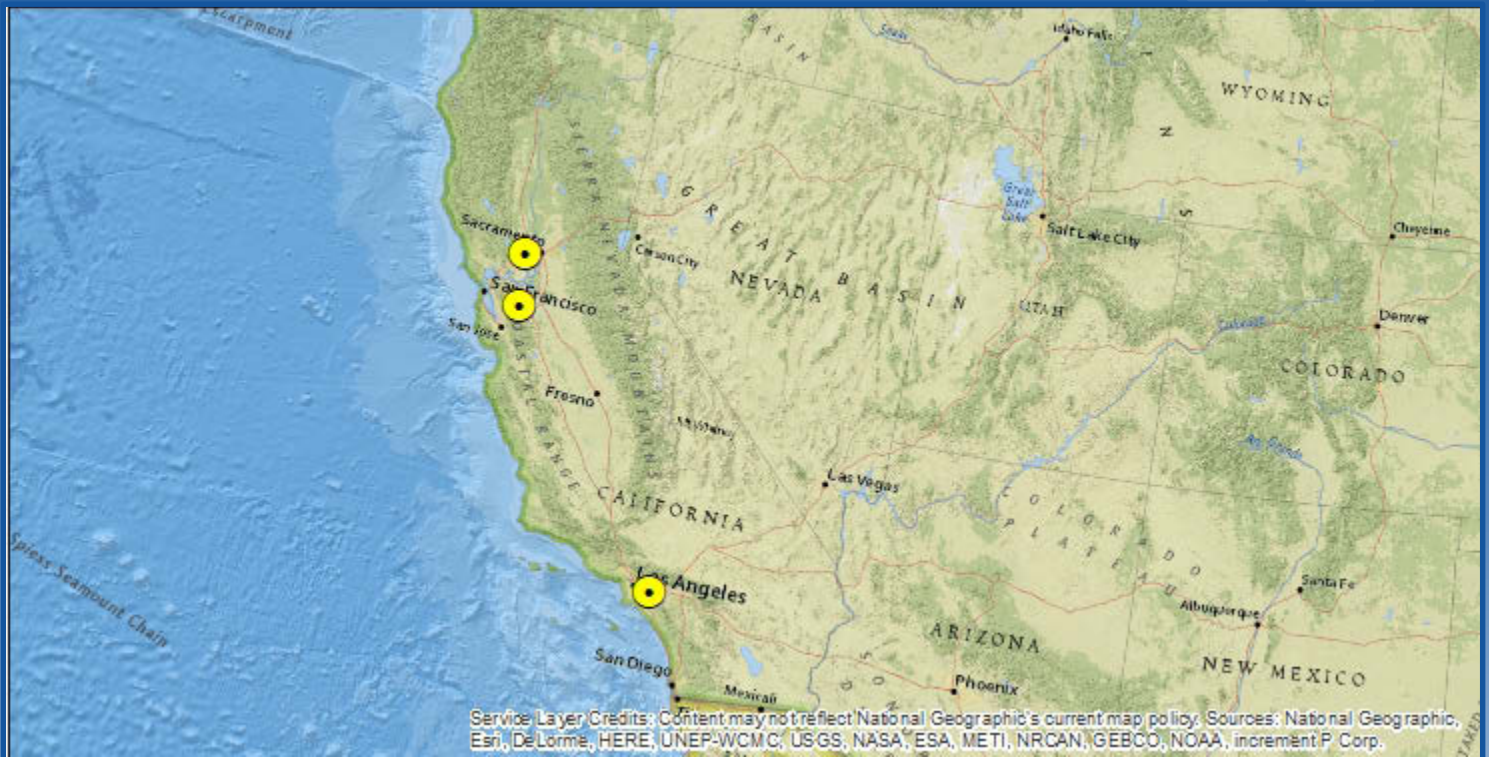
-Renewable Natural Gas

Project Size

0.14 MW ^b

3.6 mmscfd LFG ^b

Location of Records Verified and/or Projects Operating in 2018



- a. Partner verified 2 projects in 2018. The number of records verified may not equal the number of projects/landfills the Partner was affiliated with in 2018.
- b. Project sizes in MW and mmscfd may reflect a combination of verified and non-verified data. The MW values reflect either current generation when known or rated capacity otherwise.



CAPE MAY COUNTY MUNICIPAL UTILITIES AUTHORITY, NJ

LMOP Partner Since

2014

Partner Type

Community

No. of Projects Operating in 2018 ^a

2 projects

Project Type

Project Size

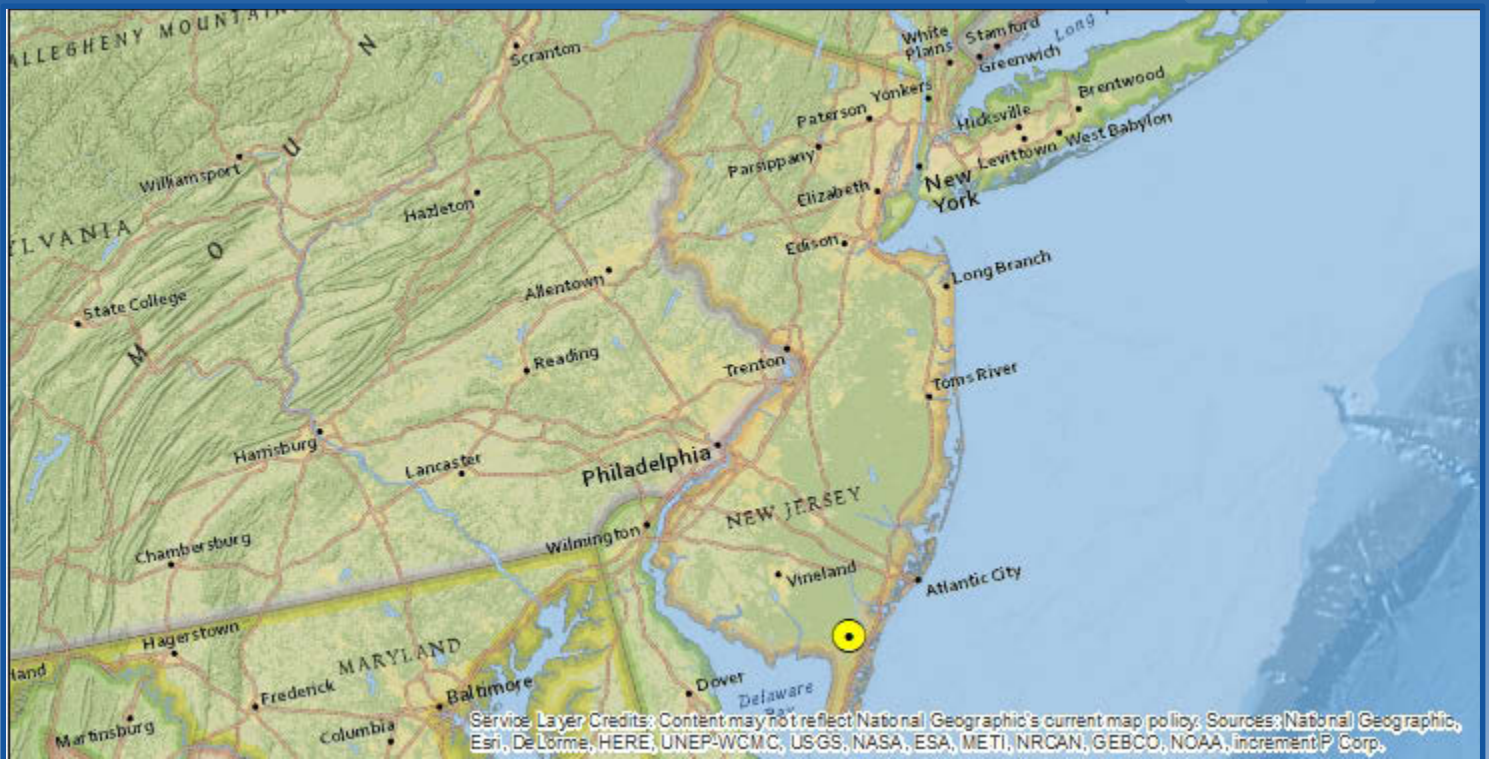
-Electricity Generation

1.85 MW ^b

-Direct-Use (Medium-Btu)

0.43 mmscfd LFG ^b

Location of Records Verified and/or Projects Operating in 2018



- Partner verified 2 projects in 2018. The number of records verified may not equal the number of projects/landfills the Partner was affiliated with in 2018.
- Project sizes in MW and mmscfd may reflect a combination of verified and non-verified data. The MW values reflect either current generation when known or rated capacity otherwise.



CASELLA WASTE SYSTEMS, INC.

LMOP Partner Since

2004

Partner Type

Industry

No. of Projects Operating in 2018 ^a

8 projects

Project Type

Project Size

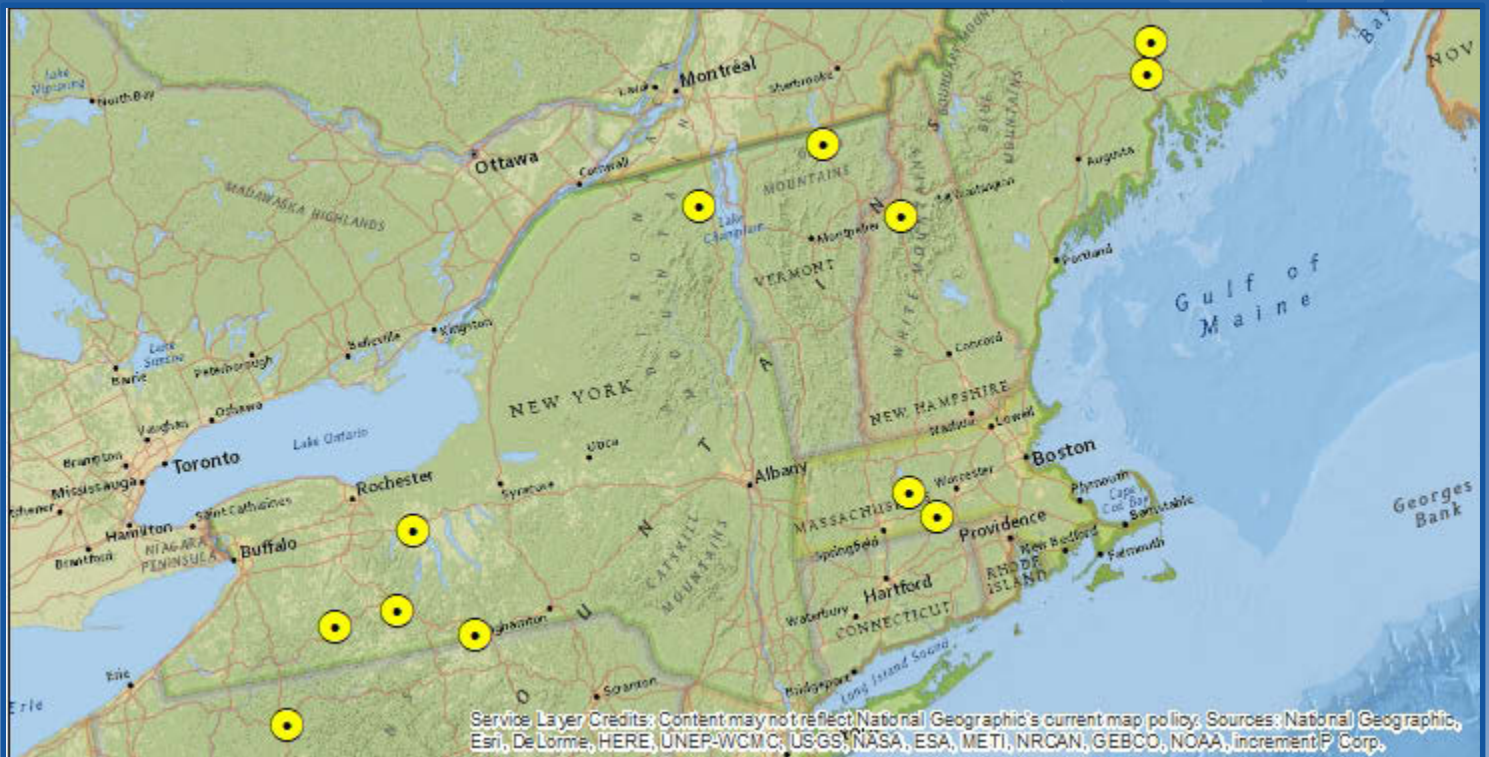
-Electricity Generation

33.3 MW ^b

-Direct-Use (Medium-Btu)

0.009 mmscfd LFG ^b

Location of Records Verified and/or Projects Operating in 2018



- a. Partner verified 8 projects and 3 landfills in 2018. The number of records verified may not equal the number of projects/landfills the Partner was affiliated with in 2018.
- b. Project sizes in MW and mmscfd may reflect a combination of verified and non-verified data. The MW values reflect either current generation when known or rated capacity otherwise.



CATAWBA COUNTY, NC

LMOP Partner Since

1998

Partner Type

Community

No. of Projects Operating in 2018 ^a

1 project

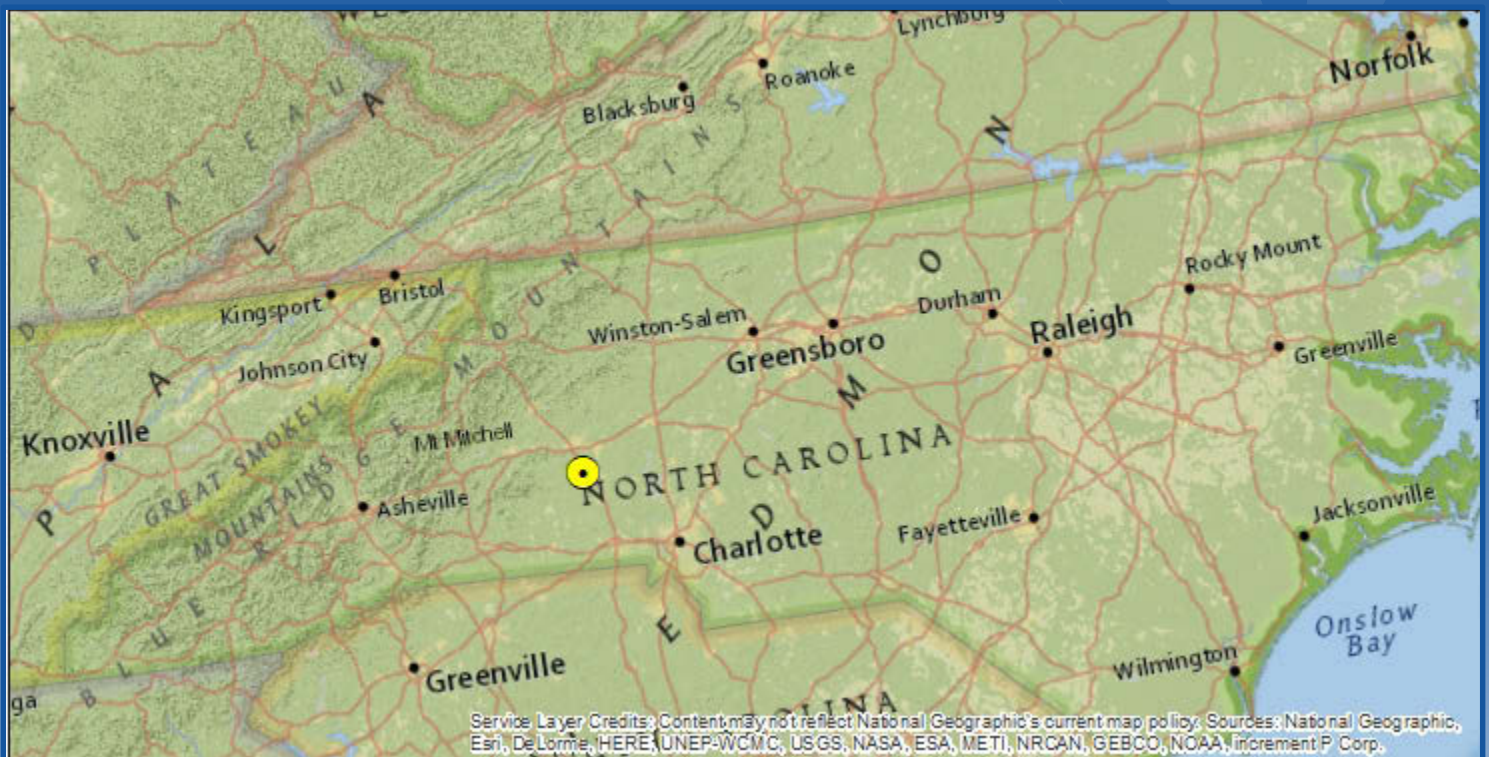
Project Type

Project Size

-Electricity Generation

3.0 MW ^b

Location of Records Verified and/or Projects Operating in 2018



- Partner verified 1 project in 2018. The number of records verified may not equal the number of projects/landfills the Partner was affiliated with in 2018.
- Project sizes in MW and mmscfd may reflect a combination of verified and non-verified data. The MW values reflect either current generation when known or rated capacity otherwise.



CHAUTAUQUA COUNTY, NY

LMOP Partner Since

2006

Partner Type

Community

No. of Projects Operating in 2018 ^a

1 project

Project Type

Project Size

-Electricity Generation

6.4 MW ^b

Location of Records Verified and/or Projects Operating in 2018



- Partner verified 1 project in 2018. The number of records verified may not equal the number of projects/landfills the Partner was affiliated with in 2018.
- Project sizes in MW and mmscfd may reflect a combination of verified and non-verified data. The MW values reflect either current generation when known or rated capacity otherwise.



CHESTER COUNTY SOLID WASTE AUTHORITY, PA

LMOP Partner Since

2003

Partner Type

Community

No. of Projects Operating in 2018 ^a

4 projects

Project Type

Project Size

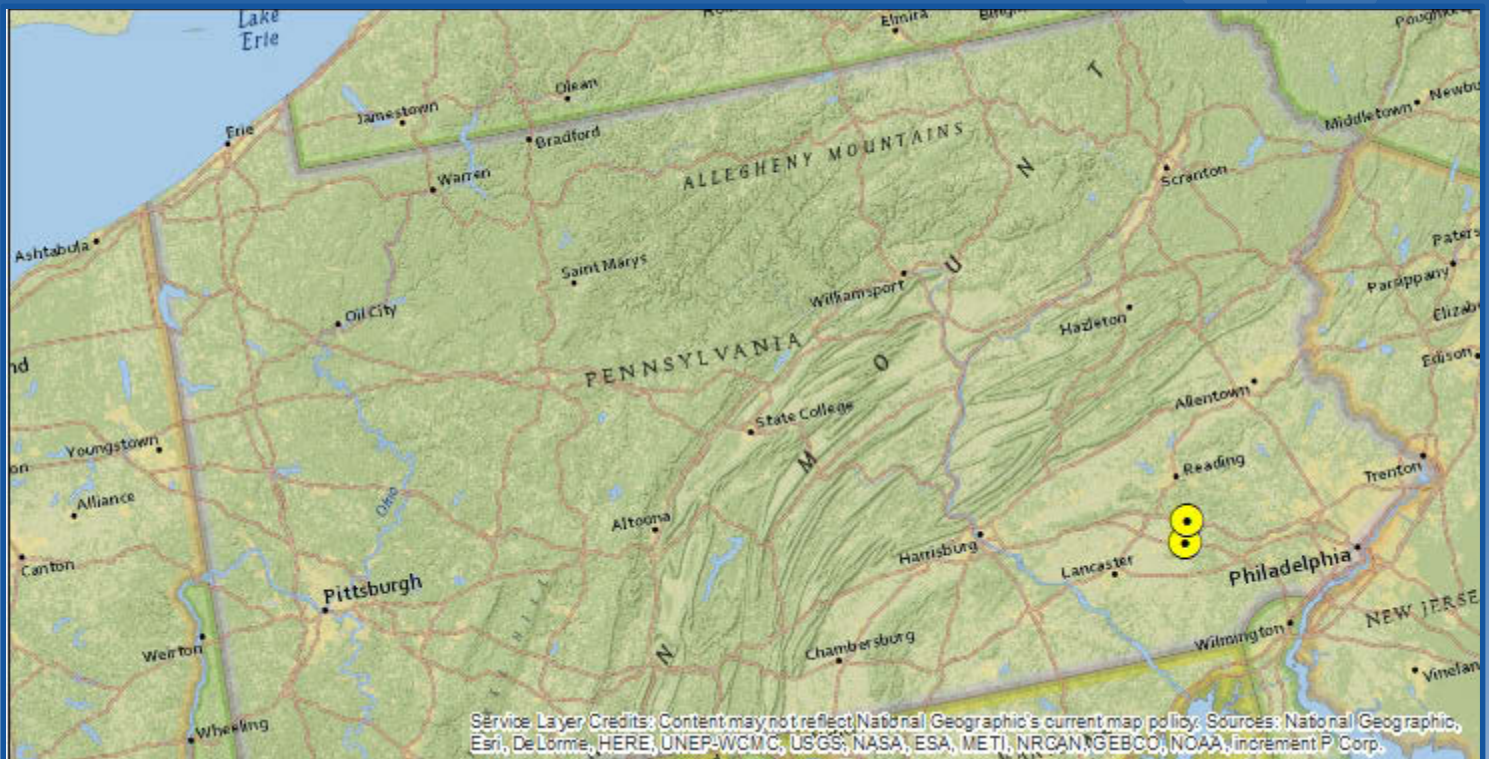
-Electricity Generation

17.8 MW ^b

-Direct-Use (Medium-Btu)

5.47 mmscfd LFG ^b

Location of Records Verified and/or Projects Operating in 2018



- a. Partner verified 2 projects in 2018. The number of records verified may not equal the number of projects/landfills the Partner was affiliated with in 2018.
- b. Project sizes in MW and mmscfd may reflect a combination of verified and non-verified data. The MW values reflect either current generation when known or rated capacity otherwise.



CITY OF COLUMBIA, MO

LMOP Partner Since

1998

Partner Type

Community

No. of Projects Operating in 2018 ^a

2 projects

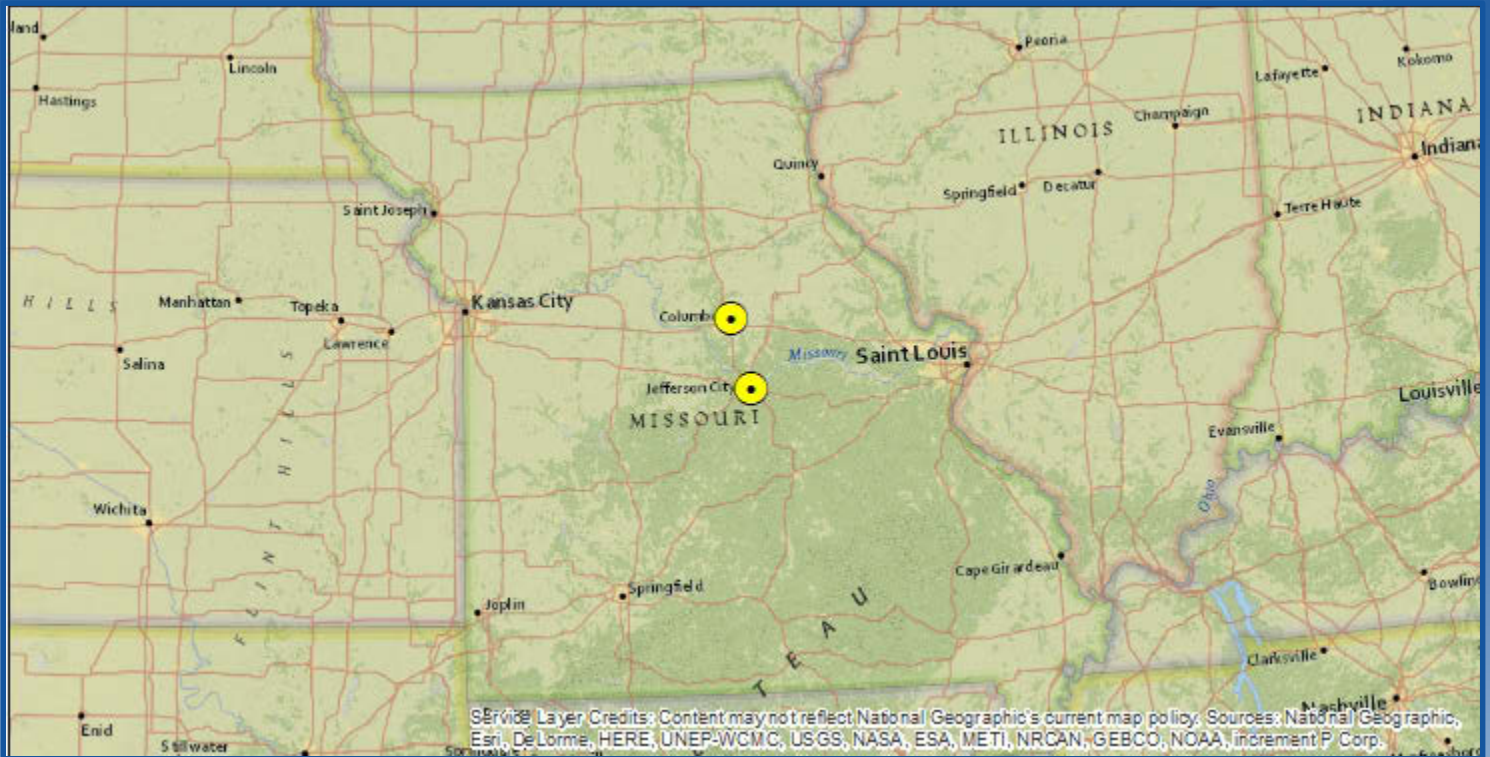
Project Type

Project Size

-Electricity Generation

6.3 MW ^b

Location of Records Verified and/or Projects Operating in 2018



- a. Partner verified 1 project in 2018. The number of records verified may not equal the number of projects/landfills the Partner was affiliated with in 2018.
- b. Project sizes in MW and mmscfd may reflect a combination of verified and non-verified data. The MW values reflect either current generation when known or rated capacity otherwise.



CITY OF DENTON, TX

LMOP Partner Since

2003

Partner Type

Community

No. of Projects Operating in 2018 ^a

2 projects

Project Type

Project Size

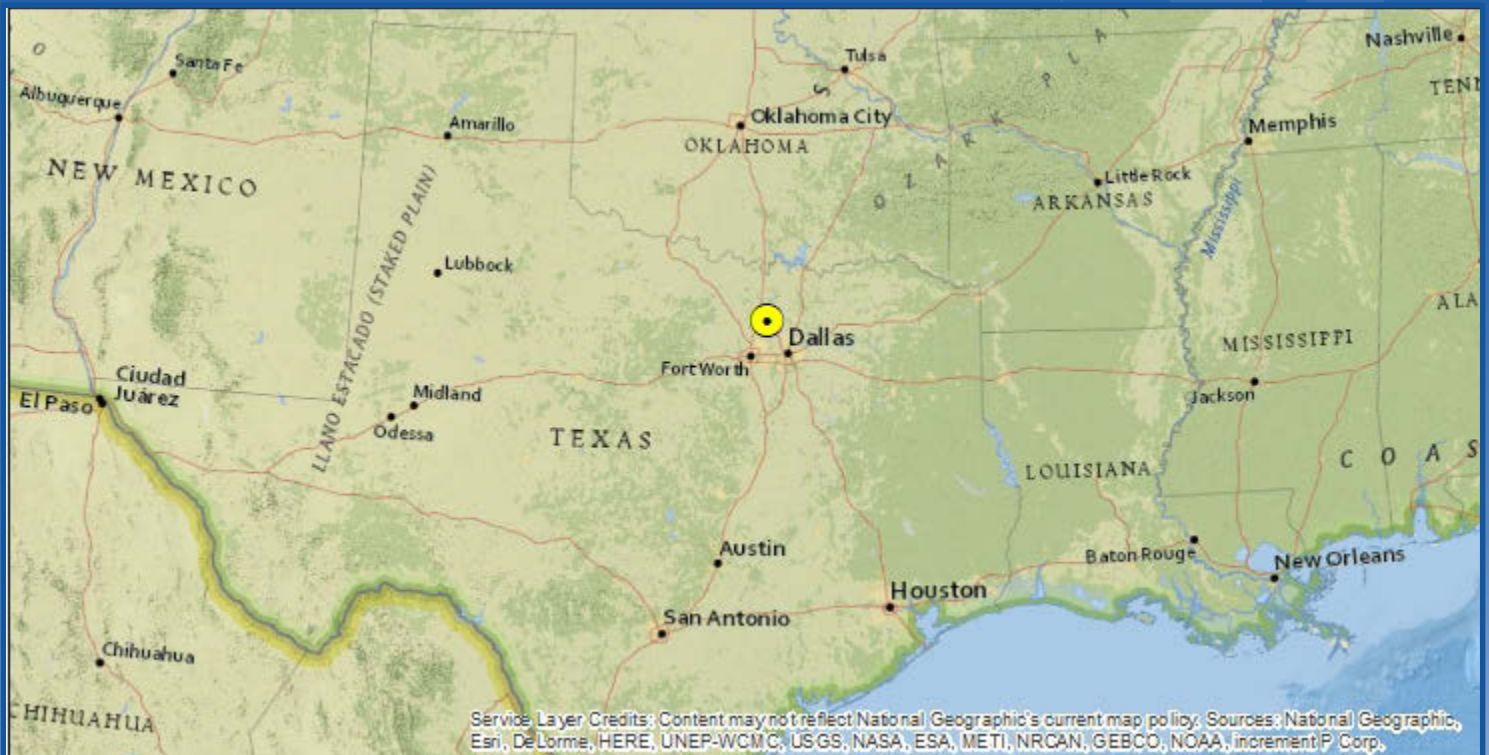
-Electricity Generation

1.6 MW ^b

-Direct-Use (Medium-Btu)

0.43 mmscfd LFG ^b

Location of Records Verified and/or Projects Operating in 2018



- a. Partner verified 2 projects in 2018. The number of records verified may not equal the number of projects/landfills the Partner was affiliated with in 2018.
- b. Project sizes in MW and mmscfd may reflect a combination of verified and non-verified data. The MW values reflect either current generation when known or rated capacity otherwise.



CITY OF FLAGSTAFF, AZ

LMOP Partner Since
Partner Type

2012
Community

Partner is not affiliated with a project that was operational during 2018 nor with a landfill that was flaring during 2018

Location of Records Verified and/or Projects Operating in 2018



- Partner verified 1 landfill in 2018. The number of records verified may not equal the number of projects/landfills the Partner was affiliated with in 2018.
- Project sizes in MW and mmscfd may reflect a combination of verified and non-verified data. The MW values reflect either current generation when known or rated capacity otherwise.



CITY OF GARY DEPT. OF ENVIRONMENTAL AFFAIRS, IN

LMOP Partner Since

1998

Partner Type

Community

No. of Landfills Flaring in 2018 ^a

1 landfill

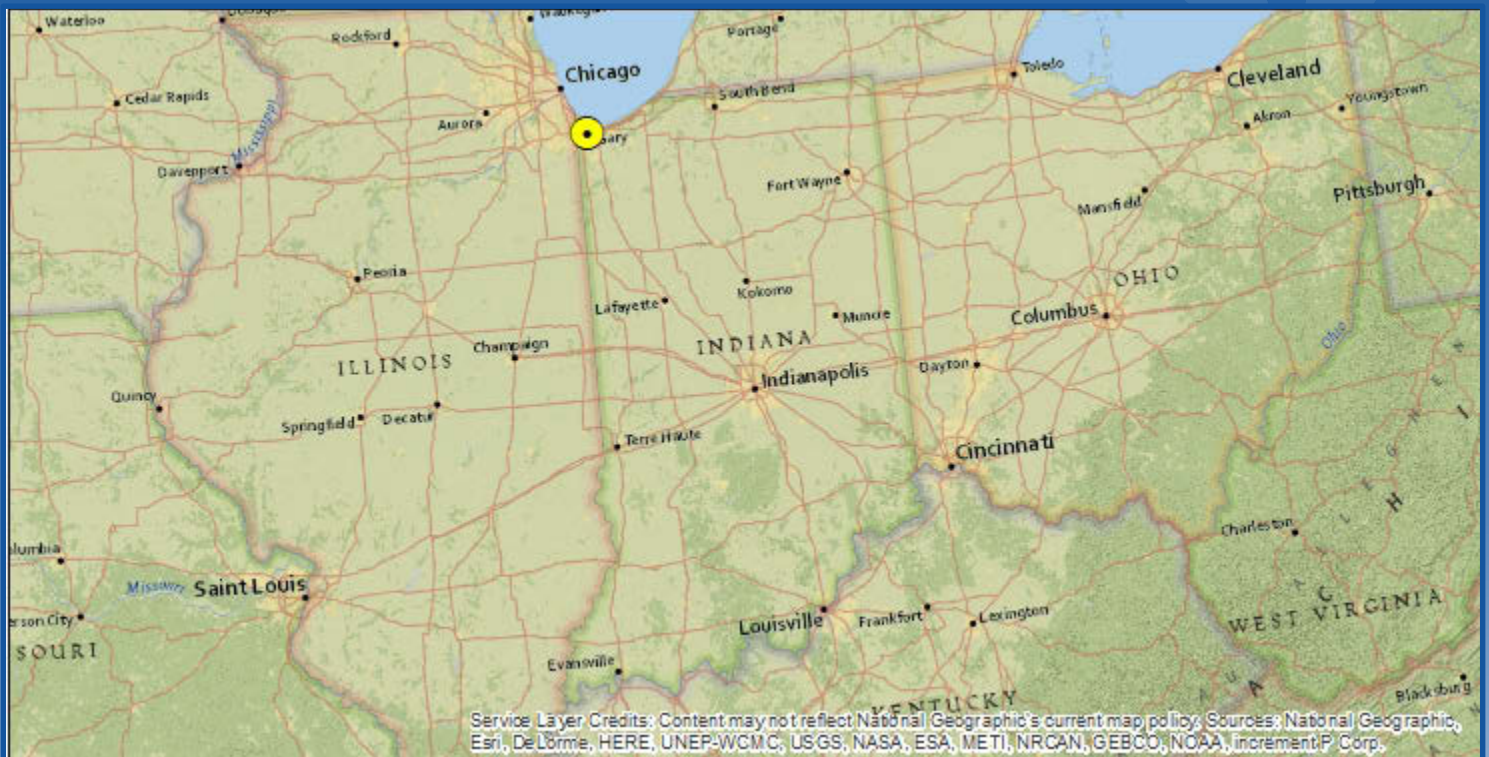
Project Type

Project Size

-LFG Flared

0.75 mmscfd ^b

Location of Records Verified and/or Projects Operating in 2018



- a. Partner verified 1 landfill in 2018. The number of records verified may not equal the number of projects/landfills the Partner was affiliated with in 2018.
- b. Project sizes in MW and mmscfd may reflect a combination of verified and non-verified data. The MW values reflect either current generation when known or rated capacity otherwise.



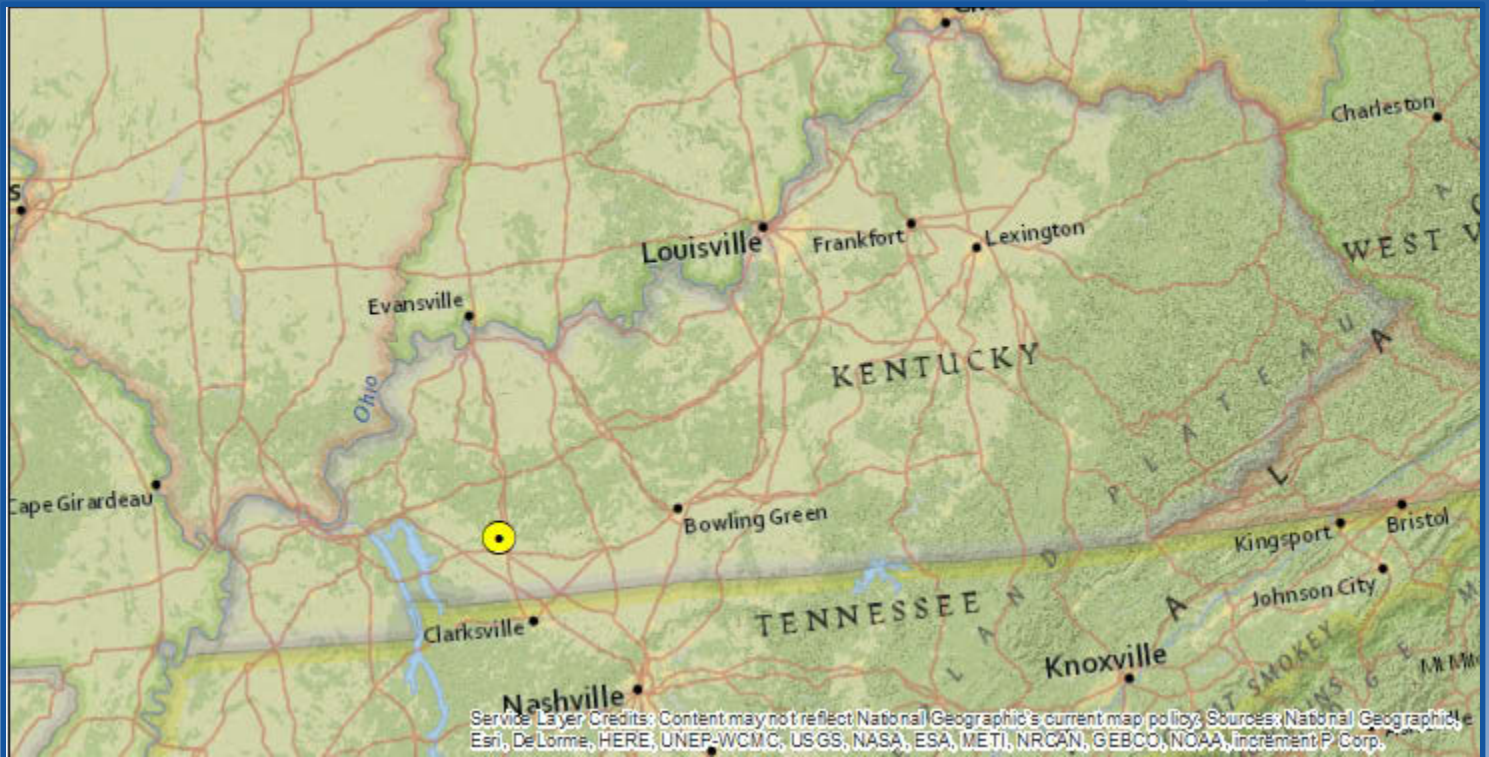
CITY OF HOPKINSVILLE, KY

LMOP Partner Since
Partner Type

1999
Community

Partner is not affiliated with a project that was operational during 2018 nor with a landfill that was flaring during 2018

Location of Records Verified and/or Projects Operating in 2018



- Partner verified 1 landfill in 2018. The number of records verified may not equal the number of projects/landfills the Partner was affiliated with in 2018.
- Project sizes in MW and mmscfd may reflect a combination of verified and non-verified data. The MW values reflect either current generation when known or rated capacity otherwise.



CITY OF LAWTON, OK

LMOP Partner Since
Partner Type

No. of Landfills Flaring in 2018 ^a

Project Type

-LFG Flared

2012

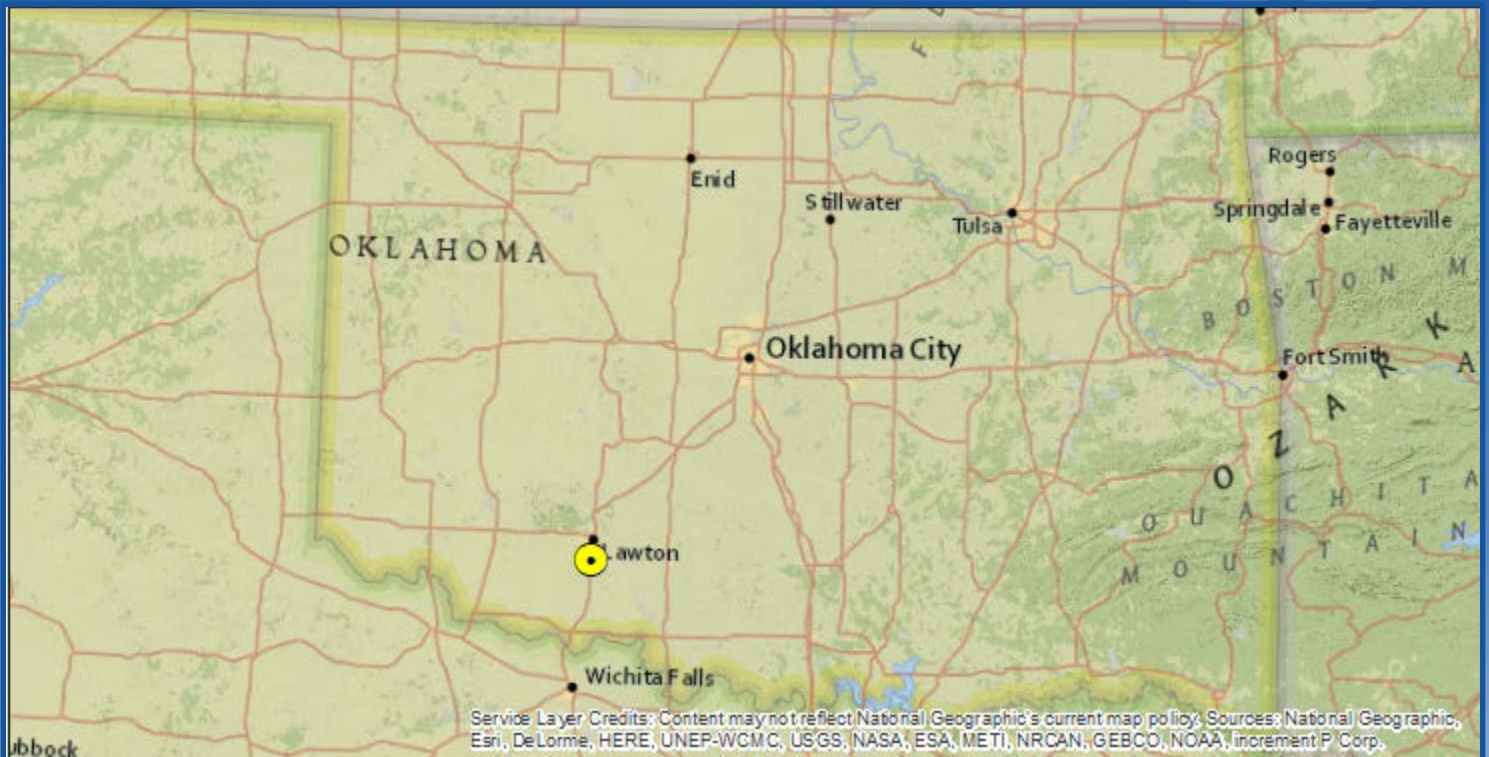
Community

1 landfill

Project Size

0.61 mmscfd ^b

Location of Records Verified and/or Projects Operating in 2018



- a. Partner verified 1 landfill in 2018. The number of records verified may not equal the number of projects/landfills the Partner was affiliated with in 2018.
- b. Project sizes in MW and mmscfd may reflect a combination of verified and non-verified data. The MW values reflect either current generation when known or rated capacity otherwise.



CITY OF LOS ANGELES, BUREAU OF SANITATION, CA

LMOP Partner Since

1999

Partner Type

Community

No. of Projects Operating in 2018 ^a

1 project

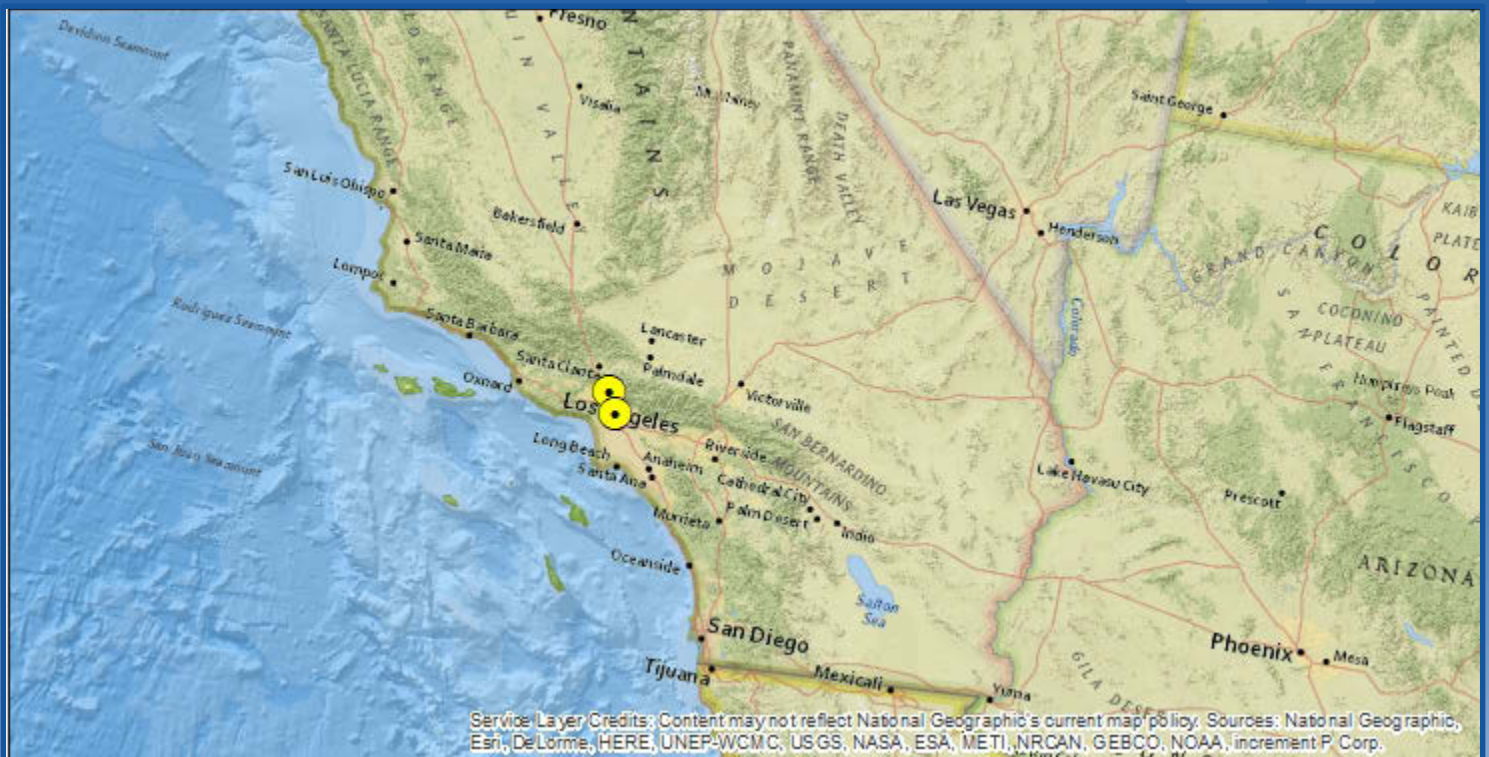
Project Type

Project Size

-Electricity Generation

6.0 MW ^b

Location of Records Verified and/or Projects Operating in 2018



- a. Partner verified 1 project in 2018. The number of records verified may not equal the number of projects/landfills the Partner was affiliated with in 2018.
- b. Project sizes in MW and mmscfd may reflect a combination of verified and non-verified data. The MW values reflect either current generation when known or rated capacity otherwise.



CITY OF RICHMOND, IN

LMOP Partner Since

1998

Partner Type

Community

No. of Landfills Flaring in 2018 ^a

1 landfill

Project Type

Project Size

-LFG Flared

0.79 mmscfd ^b

Location of Records Verified and/or Projects Operating in 2018



- a. Partner verified 1 landfill in 2018. The number of records verified may not equal the number of projects/landfills the Partner was affiliated with in 2018.
- b. Project sizes in MW and mmscfd may reflect a combination of verified and non-verified data. The MW values reflect either current generation when known or rated capacity otherwise.



CITY OF ST. JOSEPH, MO

LMOP Partner Since

2012

Partner Type

Community

No. of Projects Operating in 2018 ^a

1 project

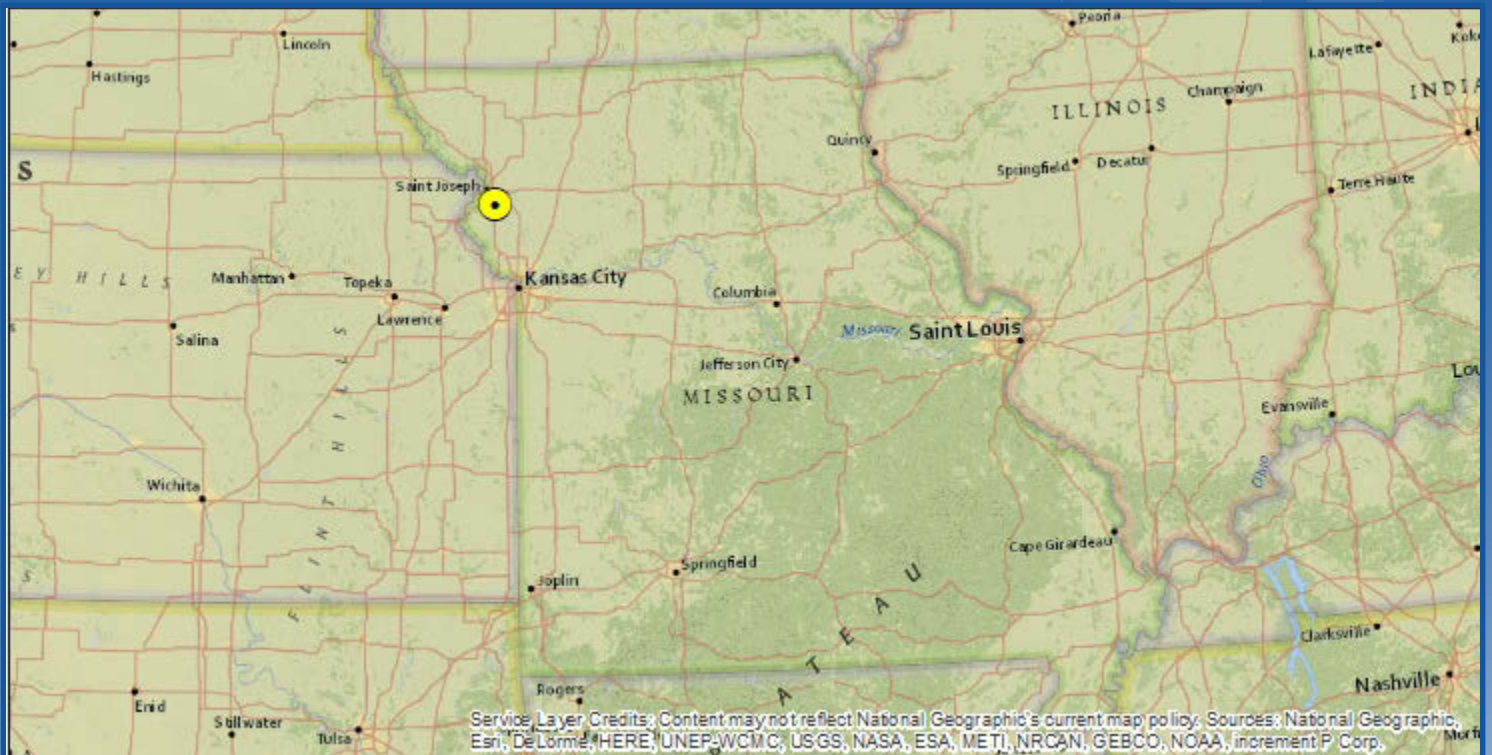
Project Type

Project Size

-Electricity Generation

1.6 MW ^b

Location of Records Verified and/or Projects Operating in 2018



- a. Partner verified 1 project in 2018. The number of records verified may not equal the number of projects/landfills the Partner was affiliated with in 2018.
- b. Project sizes in MW and mmscfd may reflect a combination of verified and non-verified data. The MW values reflect either current generation when known or rated capacity otherwise.



CITY OF TUCSON, AZ

LMOP Partner Since

1995

Partner Type

Community

No. of Projects Operating in 2018^a

1 project

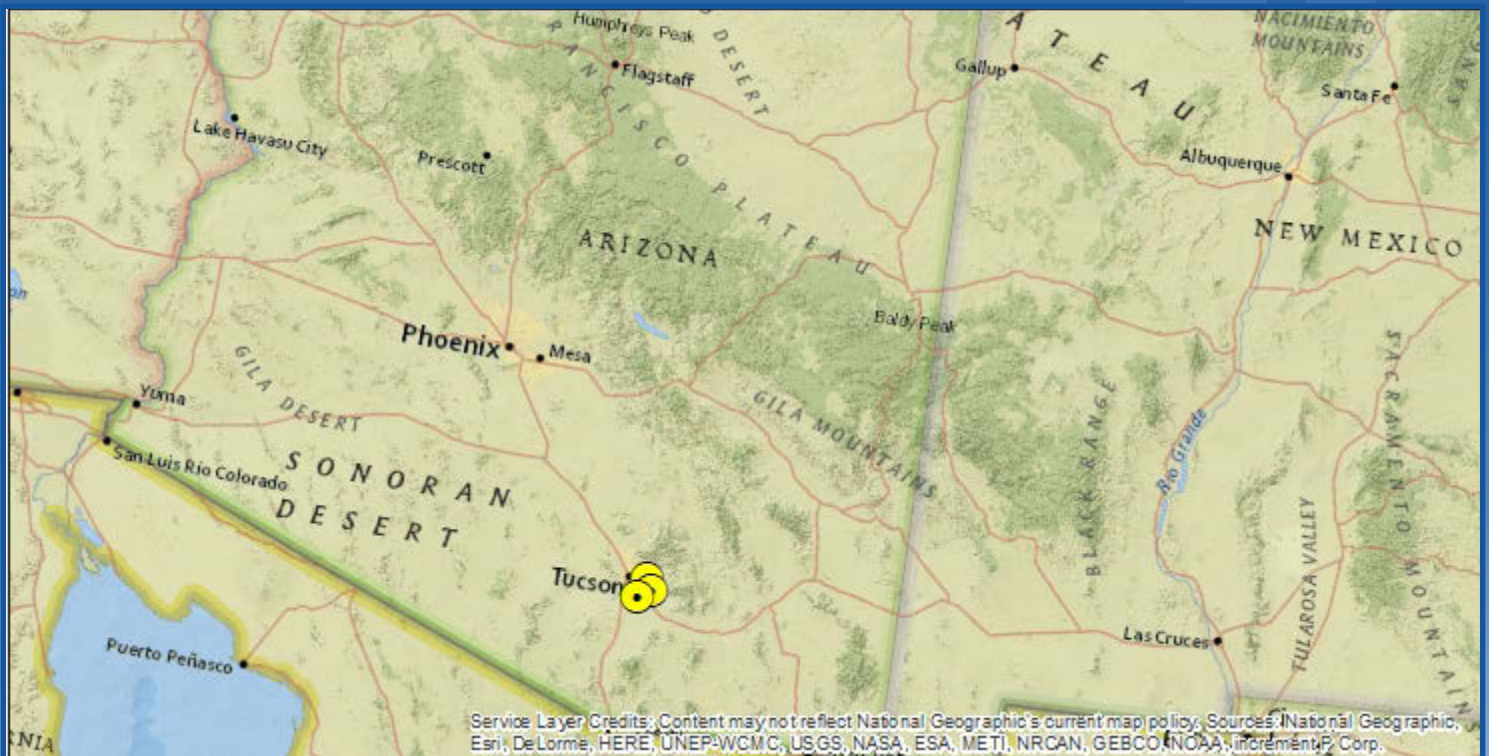
Project Type

Project Size

-Electricity Generation

2.8 MW^b

Location of Records Verified and/or Projects Operating in 2018



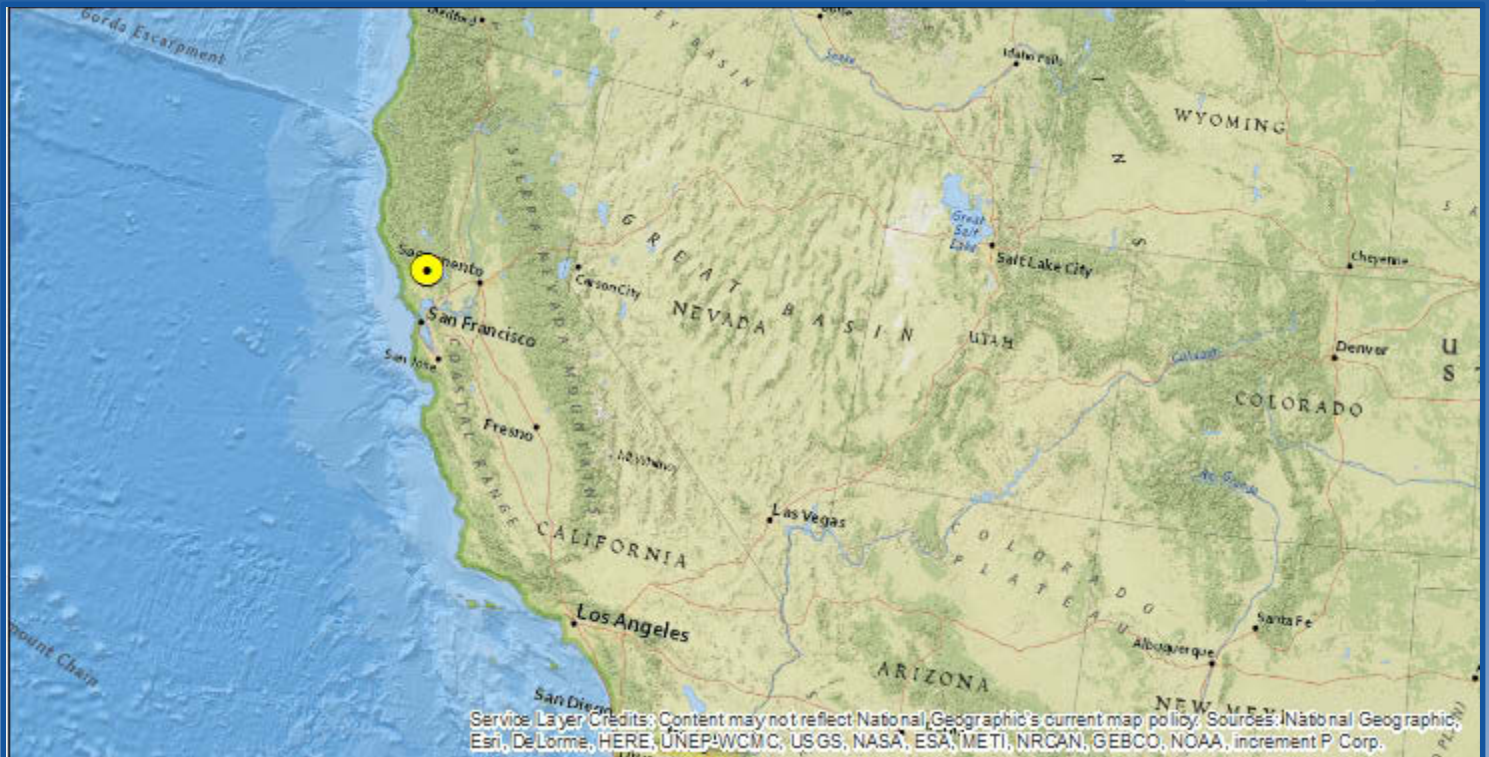
- Partner verified 2 landfills in 2018. The number of records verified may not equal the number of projects/landfills the Partner was affiliated with in 2018.
- Project sizes in MW and mmscfd may reflect a combination of verified and non-verified data. The MW values reflect either current generation when known or rated capacity otherwise.



CLOVER FLAT RESOURCE RECOVERY PARK

LMOP Partner Since	2008
Partner Type	Industry
No. of Projects Operating in 2018 ^a	1 project
<i>Project Type</i>	<i>Project Size</i>
<i>-Electricity Generation</i>	0.75 MW ^b

Location of Records Verified and/or Projects Operating in 2018



- a. Partner verified 1 project in 2018. The number of records verified may not equal the number of projects/landfills the Partner was affiliated with in 2018.
- b. Project sizes in MW and mmscfd may reflect a combination of verified and non-verified data. The MW values reflect either current generation when known or rated capacity otherwise.



COASTAL ENVIRONMENTAL PARTNERSHIP, NC

LMOP Partner Since

2001

Partner Type

Community

No. of Projects Operating in 2018 ^a

1 project

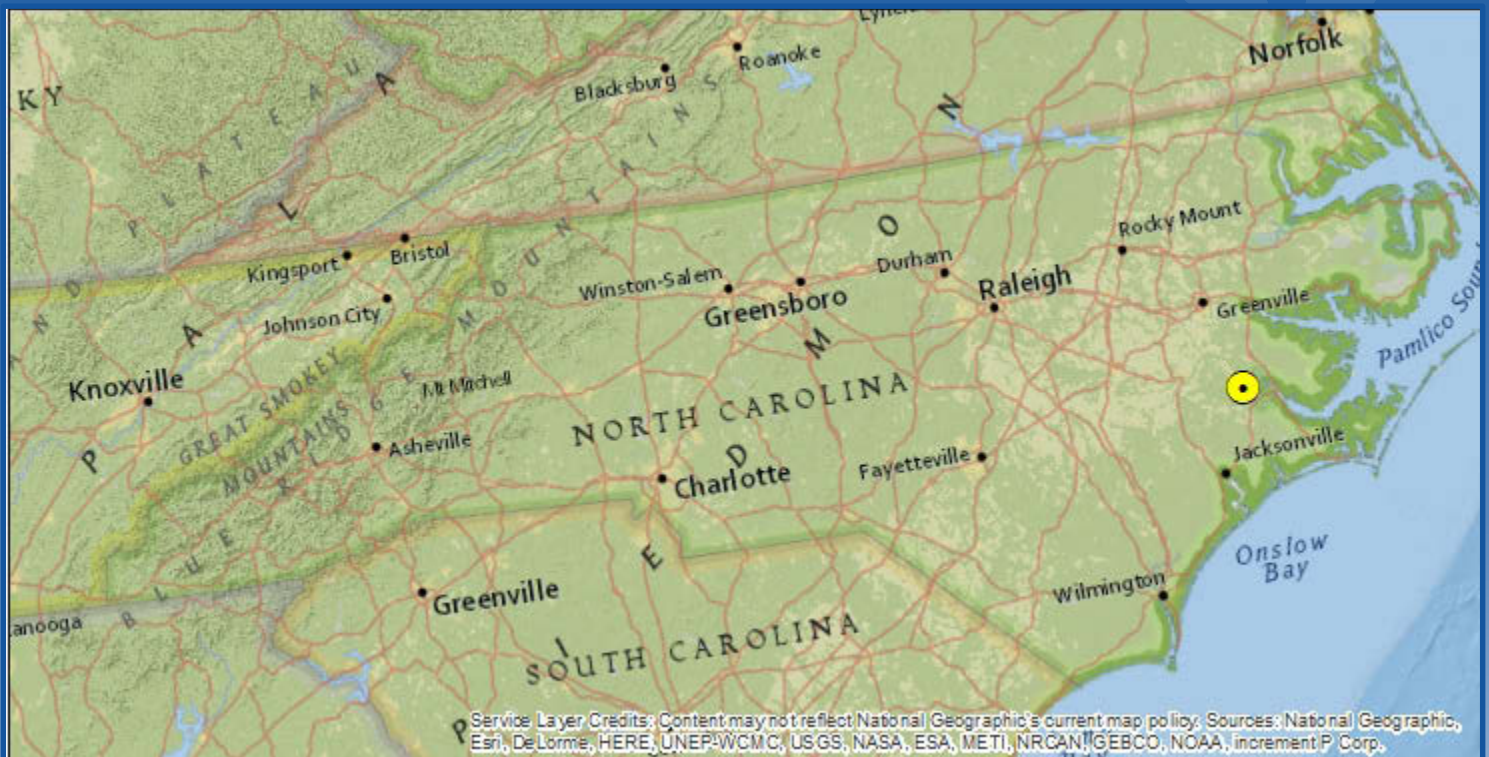
Project Type

Project Size

-Electricity Generation

2.33 MW ^b

Location of Records Verified and/or Projects Operating in 2018



- Partner verified 1 project in 2018. The number of records verified may not equal the number of projects/landfills the Partner was affiliated with in 2018.
- Project sizes in MW and mmscfd may reflect a combination of verified and non-verified data. The MW values reflect either current generation when known or rated capacity otherwise.



COUNTY OF FAIRFAX, VA

LMOP Partner Since

2000

Partner Type

Community

No. of Projects Operating in 2018 ^a

3 projects

Project Type

Project Size

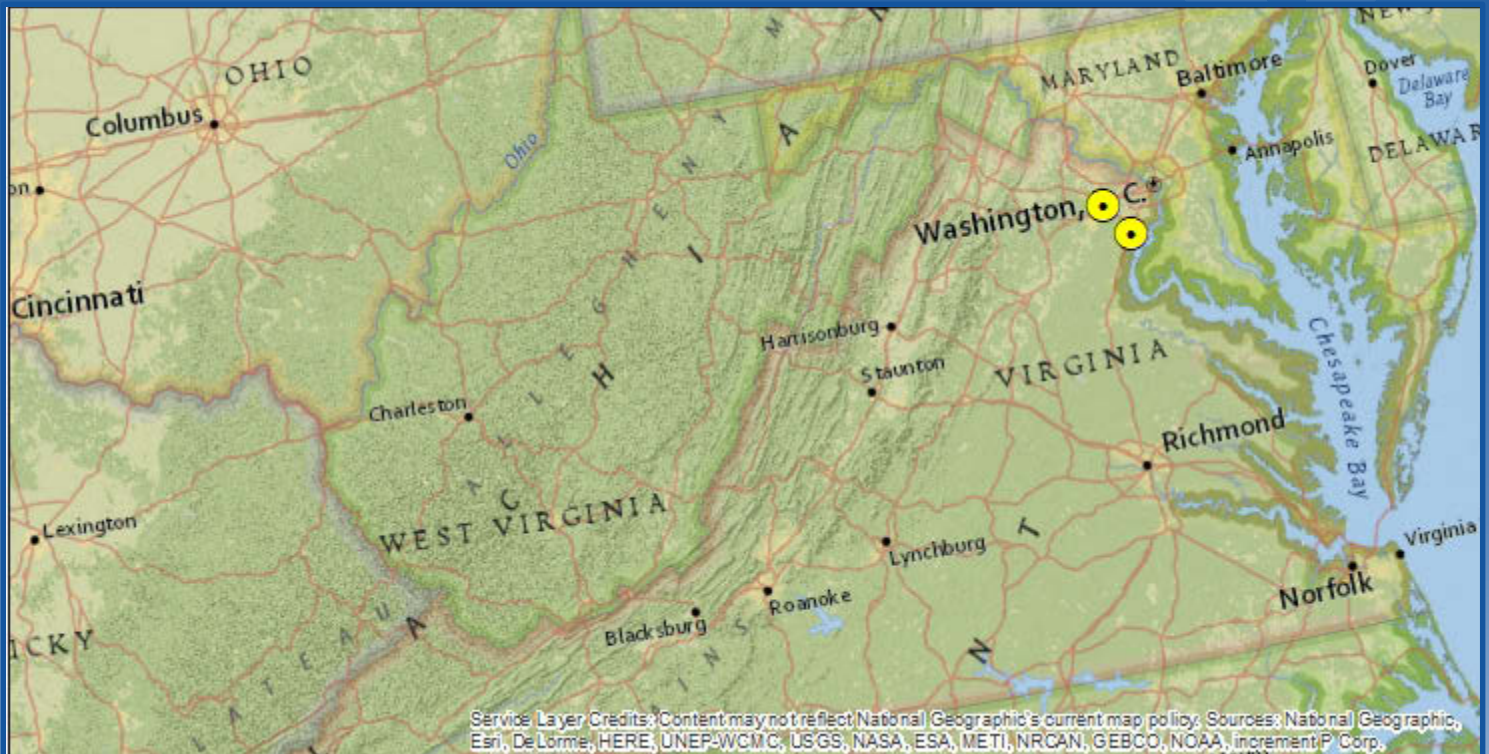
-Electricity Generation

3.2 MW ^b

-Direct-Use (Medium-Btu)

0.73 mmscfd LFG ^b

Location of Records Verified and/or Projects Operating in 2018



- a. Partner verified 4 projects in 2018. The number of records verified may not equal the number of projects/landfills the Partner was affiliated with in 2018.
- b. Project sizes in MW and mmscfd may reflect a combination of verified and non-verified data. The MW values reflect either current generation when known or rated capacity otherwise.



COUNTY OF FREDERICK, VA

LMOP Partner Since

2010

Partner Type

Community

No. of Projects Operating in 2018 ^a

2 projects

Project Type

Project Size

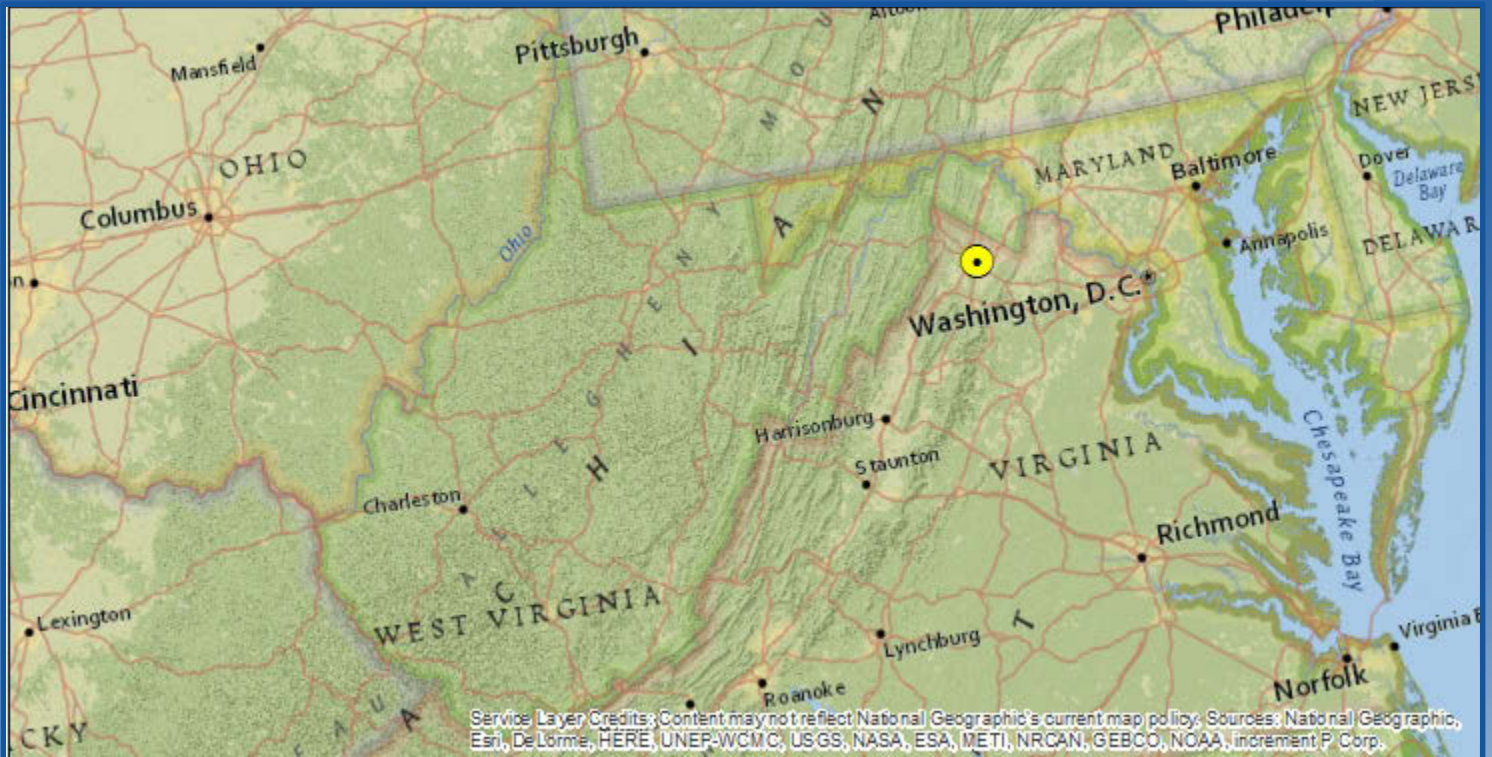
-Electricity Generation

2.1 MW ^b

-Direct-Use (Medium-Btu)

0.022 mmscfd LFG ^b

Location of Records Verified and/or Projects Operating in 2018



- a. Partner verified 2 projects in 2018. The number of records verified may not equal the number of projects/landfills the Partner was affiliated with in 2018.
- b. Project sizes in MW and mmscfd may reflect a combination of verified and non-verified data. The MW values reflect either current generation when known or rated capacity otherwise.



COUNTY OF ORANGE – OC WASTE & RECYCLING, CA

LMOP Partner Since 2012

Partner Type Community

No. of Projects Operating in 2018 ^a 3 projects

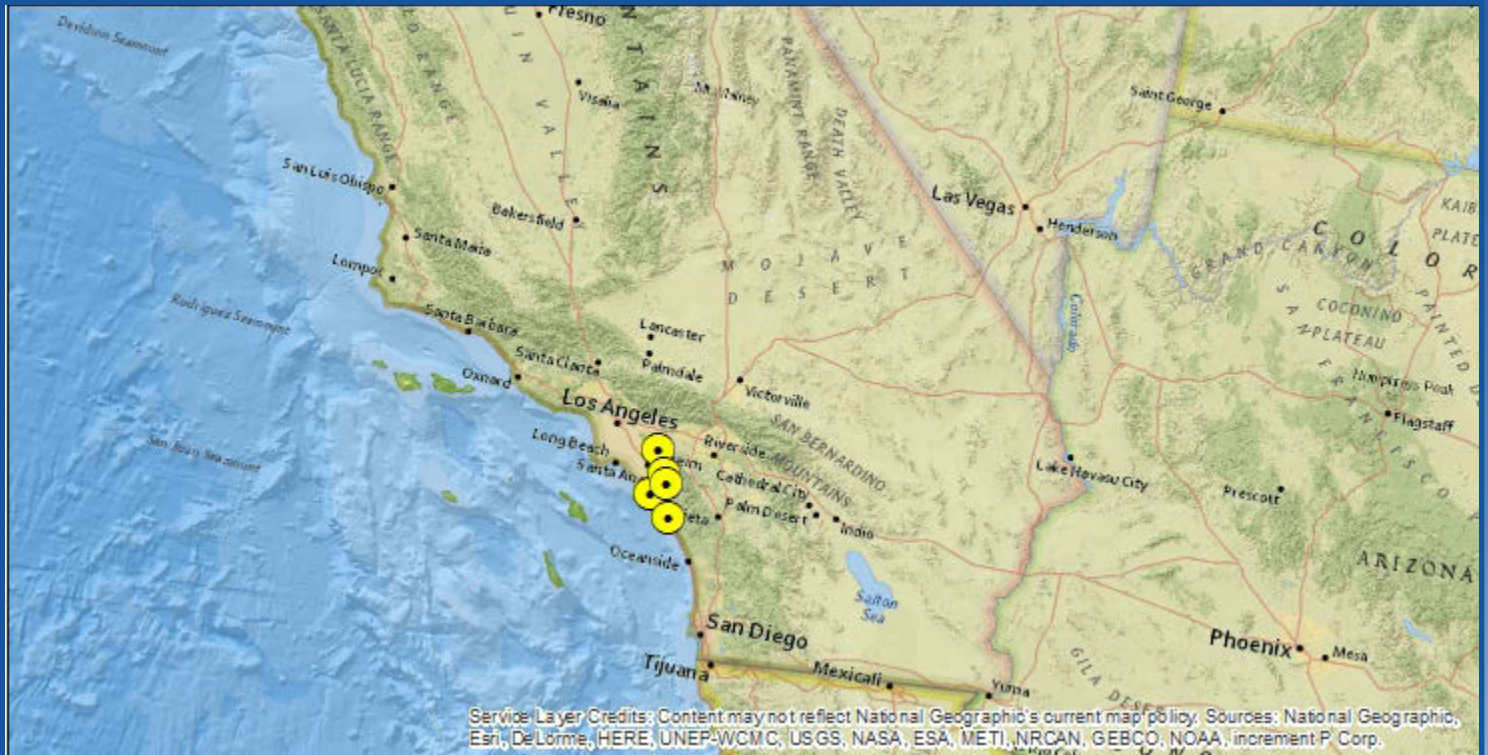
Project Type

-Electricity Generation

Project Size

48.4 MW ^b

Location of Records Verified and/or Projects Operating in 2018



- a. Partner verified 7 projects in 2018. The number of records verified may not equal the number of projects/landfills the Partner was affiliated with in 2018.
- b. Project sizes in MW and mmscfd may reflect a combination of verified and non-verified data. The MW values reflect either current generation when known or rated capacity otherwise.



DAIRYLAND POWER COOPERATIVE

LMOP Partner Since

2004

Partner Type

Energy

No. of Projects Operating in 2018 ^a

2 projects

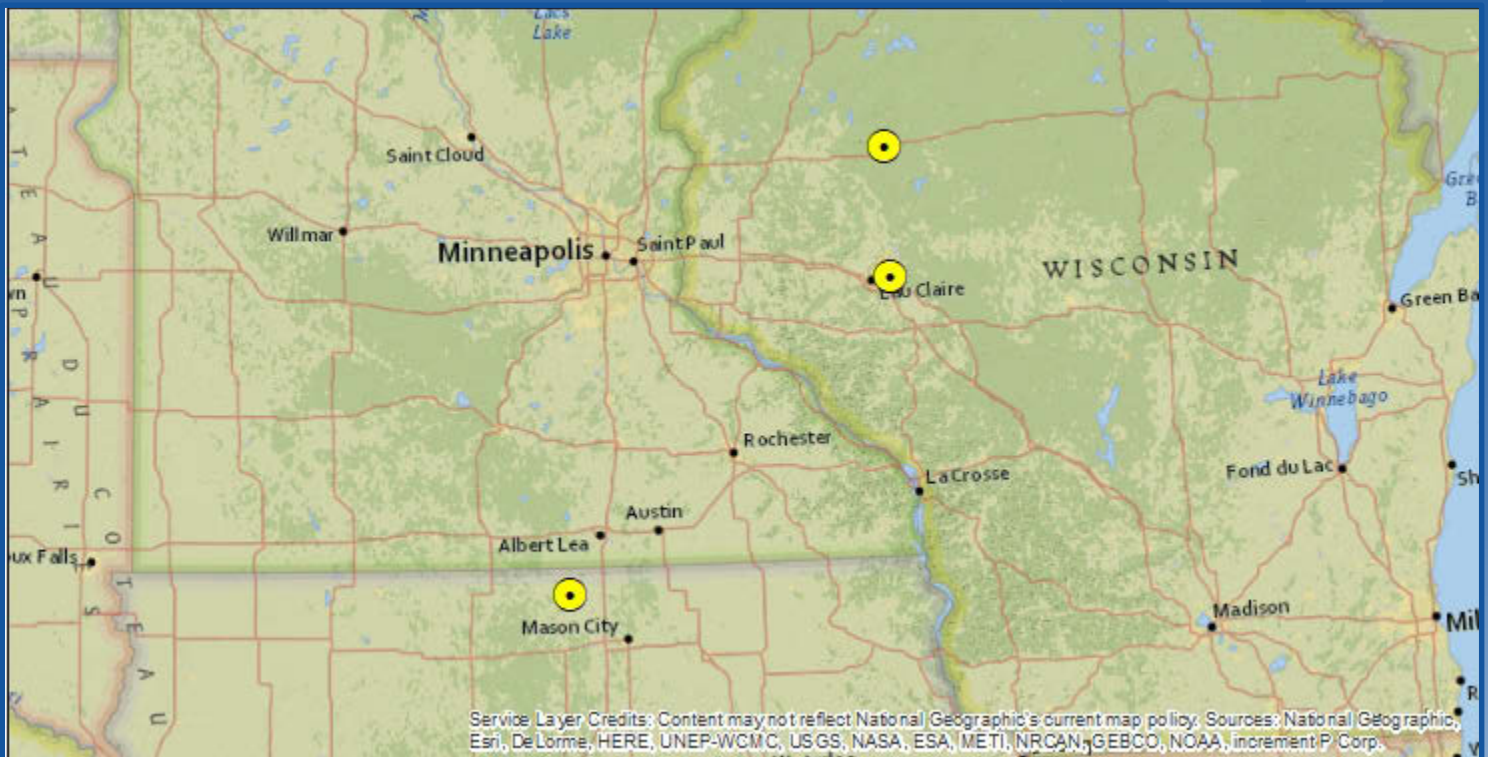
Project Type

Project Size

-Electricity Generation

5.8 MW ^b

Location of Records Verified and/or Projects Operating in 2018



- a. Partner verified 1 project in 2018. The number of records verified may not equal the number of projects/landfills the Partner was affiliated with in 2018.
- b. Project sizes in MW and mmscfd may reflect a combination of verified and non-verified data. The MW values reflect either current generation when known or rated capacity otherwise.



DALTON-WHITFIELD REGIONAL SWMA, GA

LMOP Partner Since

2007

Partner Type

Community

No. of Projects Operating in 2018 ^a

1 project

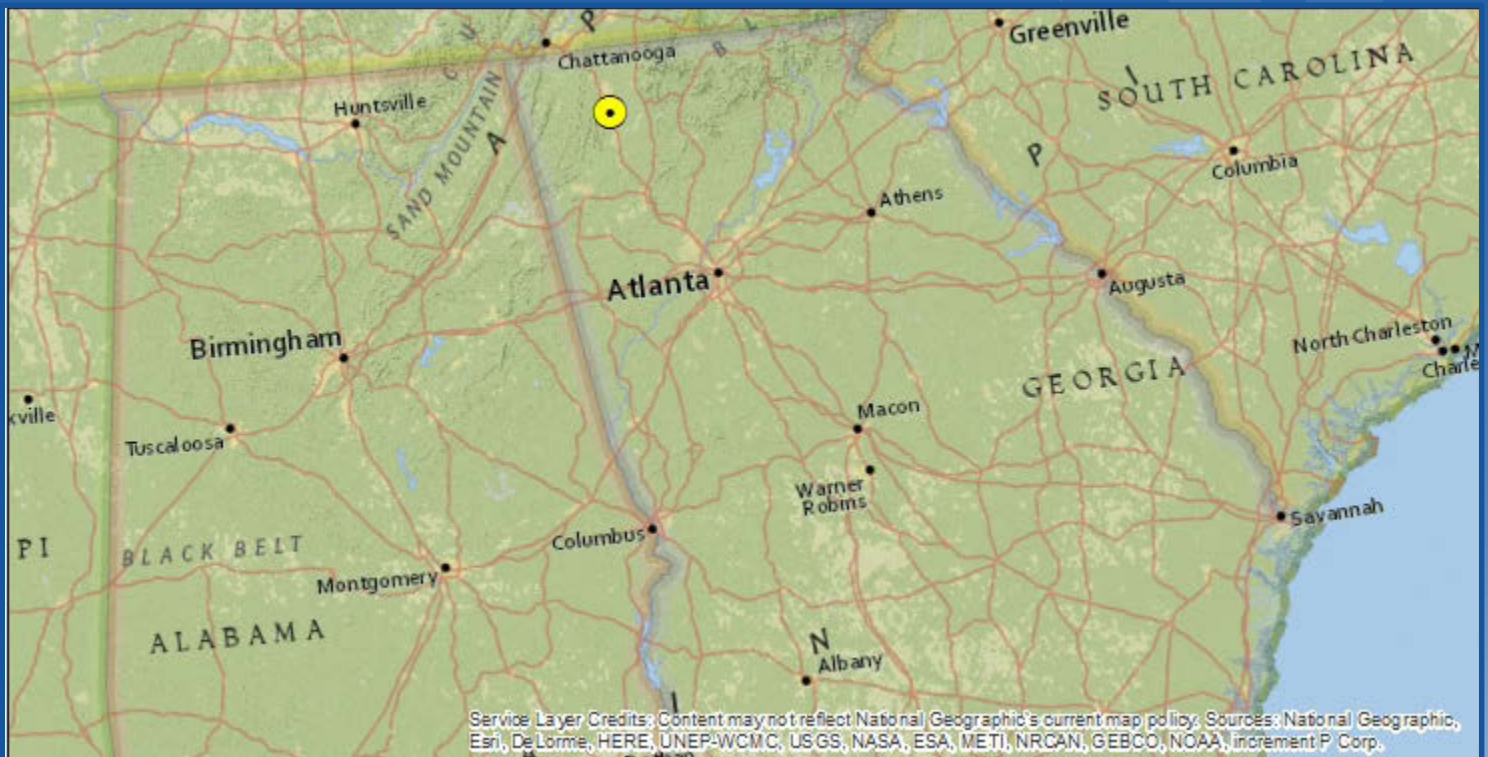
Project Type

Project Size

-Direct-Use (Medium-Btu)

0.86 mmscfd LFG ^b

Location of Records Verified and/or Projects Operating in 2018



Service Layer Credits: Content may not reflect National Geographic's current map policy. Sources: National Geographic, Esri, DeLorme, HERE, UNEP-WCMC, USGS, NASA, ESA, METI, NRCAN, GEBCO, NOAA, increment P Corp.

- a. Partner verified 1 project in 2018. The number of records verified may not equal the number of projects/landfills the Partner was affiliated with in 2018.
- b. Project sizes in MW and mmscfd may reflect a combination of verified and non-verified data. The MW values reflect either current generation when known or rated capacity otherwise.



DECATUR/MORGAN COUNTY REGIONAL LANDFILL, AL

LMOP Partner Since

1998

Partner Type

Community

No. of Projects Operating in 2018 ^a

1 project

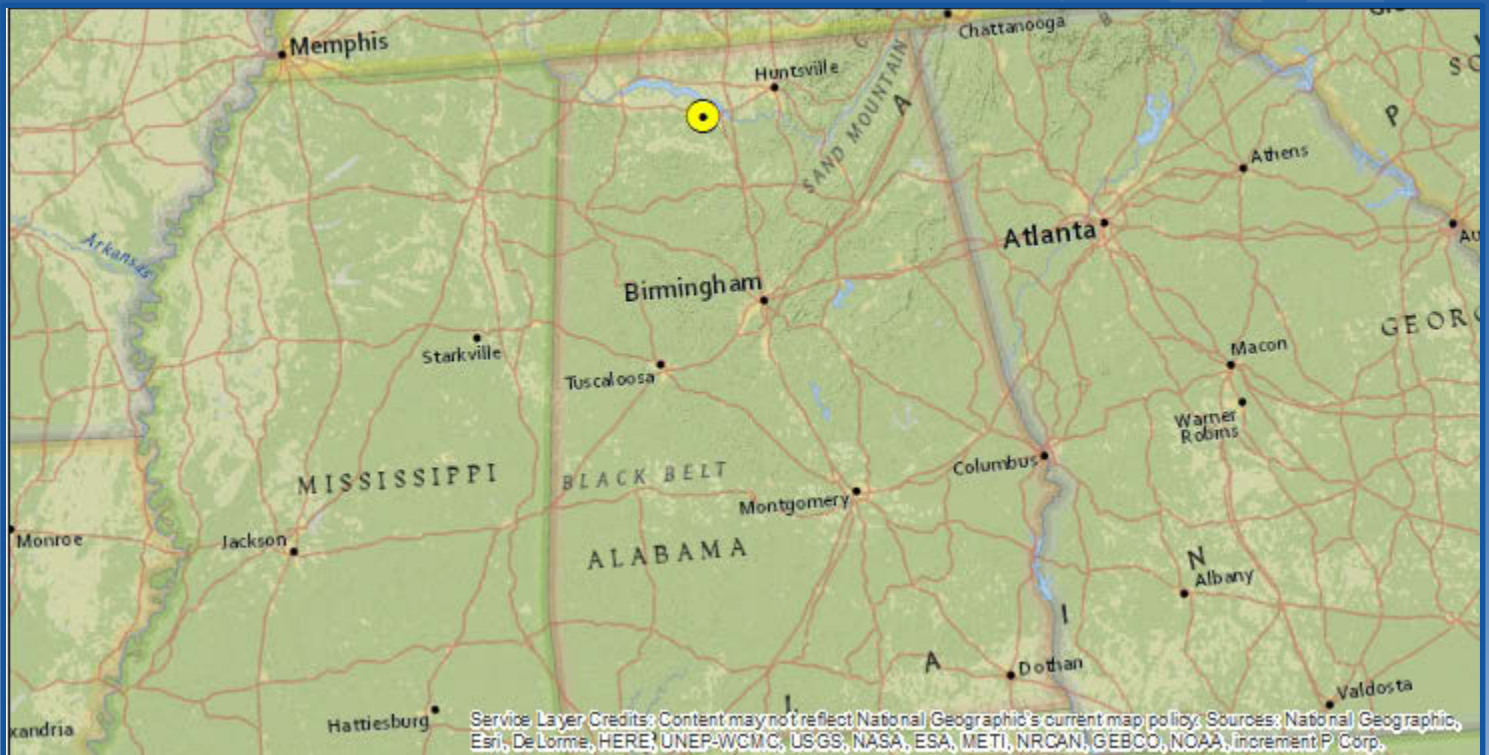
Project Type

Project Size

-Electricity Generation

1.6 MW ^b

Location of Records Verified and/or Projects Operating in 2018



Service Layer Credits: Content may not reflect National Geographic's current map policy. Sources: National Geographic, Esri, DeLorme, HERE, UNEP-WCMC, USGS, NASA, ESA, METI, NRCAN, GEBCO, NOAA, increment P Corp.

- a. Partner verified 1 project in 2018. The number of records verified may not equal the number of projects/landfills the Partner was affiliated with in 2018.
- b. Project sizes in MW and mmscfd may reflect a combination of verified and non-verified data. The MW values reflect either current generation when known or rated capacity otherwise.



DTE BIOMASS ENERGY

LMOP Partner Since 1995

Partner Type Industry

No. of Projects Operating in 2018 ^a 21 projects

Project Type

-Electricity Generation

-Direct-Use (Medium-Btu)

-Renewable Natural Gas

Project Size

90.5 MW ^b

3.2 mmscfd LFG ^b

19.7 mmscfd LFG ^b

Location of Records Verified and/or Projects Operating in 2018



- Partner verified 11 projects in 2018. The number of records verified may not equal the number of projects/landfills the Partner was affiliated with in 2018.
- Project sizes in MW and mmscfd may reflect a combination of verified and non-verified data. The MW values reflect either current generation when known or rated capacity otherwise.



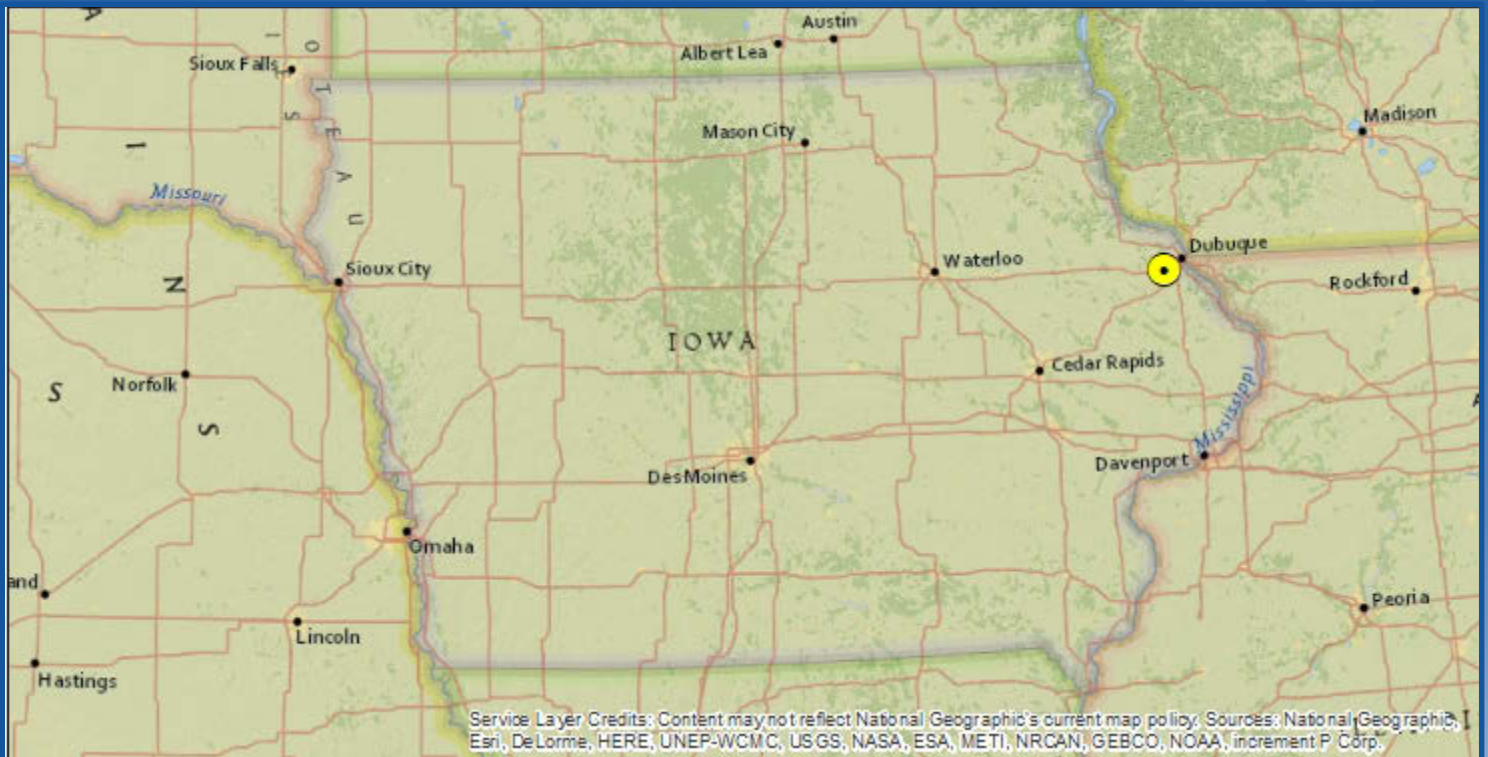
DUBUQUE METROPOLITAN AREA SWA, IA

LMOP Partner Since
Partner Type

1999
Community

Partner is not affiliated with a project that was operational during 2018 nor with a landfill that was flaring during 2018

Location of Records Verified and/or Projects Operating in 2018



- Partner verified 1 project in 2018. The number of records verified may not equal the number of projects/landfills the Partner was affiliated with in 2018.
- Project sizes in MW and mmscfd may reflect a combination of verified and non-verified data. The MW values reflect either current generation when known or rated capacity otherwise.



EMERALD PEOPLE'S UTILITY DISTRICT (PUD)

LMOP Partner Since

1994

Partner Type

Energy

No. of Projects Operating in 2018 ^a

1 project

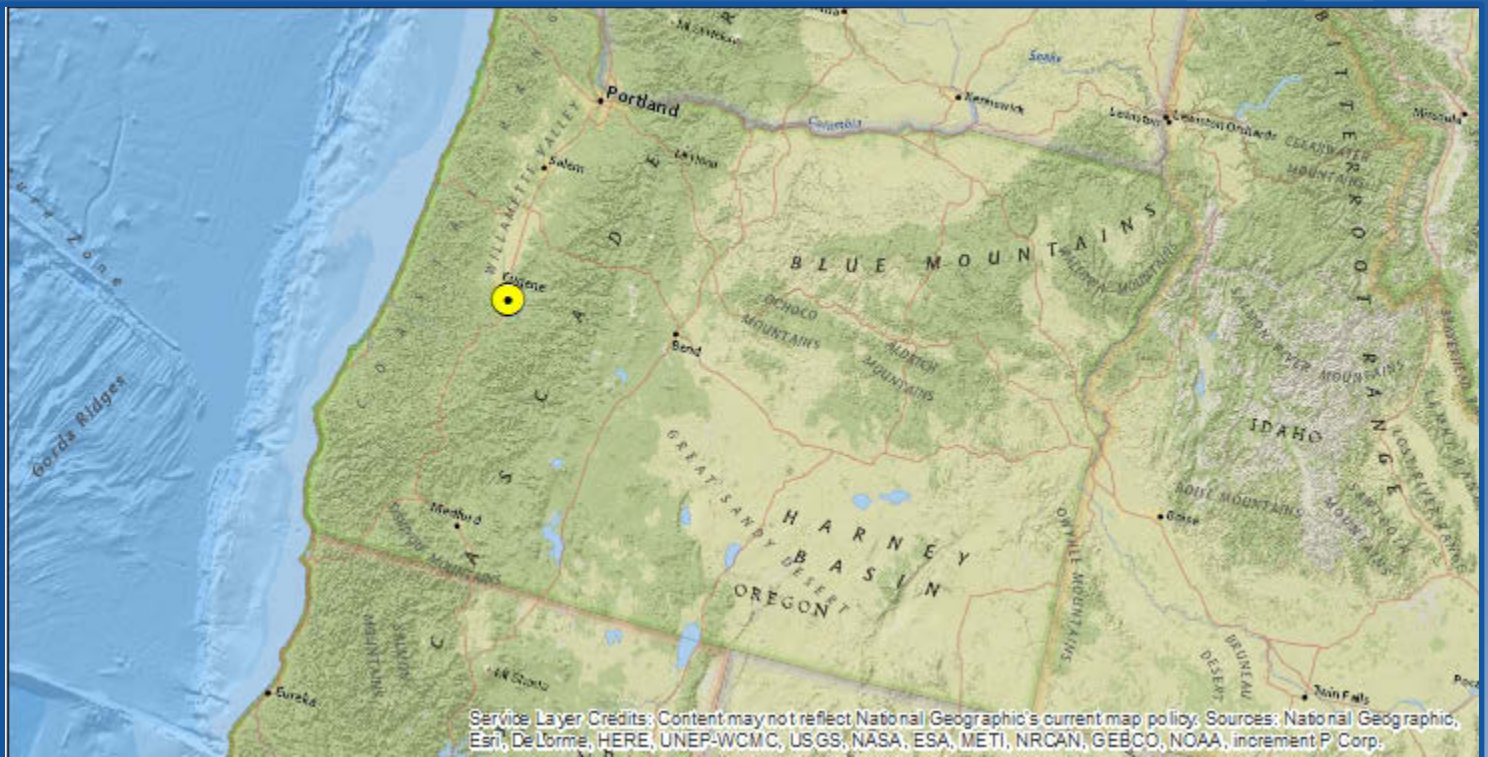
Project Type

Project Size

-Electricity Generation

2.0 MW ^b

Location of Records Verified and/or Projects Operating in 2018



- a. Partner verified 1 project in 2018. The number of records verified may not equal the number of projects/landfills the Partner was affiliated with in 2018.
- b. Project sizes in MW and mmscfd may reflect a combination of verified and non-verified data. The MW values reflect either current generation when known or rated capacity otherwise.



ENERDYNE POWER SYSTEMS, INC.

LMOP Partner Since

1997

Partner Type

Industry

No. of Projects Operating in 2018 ^a

5 projects

Project Type

-Electricity Generation

Project Size

4.8 MW ^b

-Direct-Use (Medium-Btu)

0.45 mmscfd LFG ^b

-Renewable Natural Gas

2.1 mmscfd LFG ^b

Location of Records Verified and/or Projects Operating in 2018



- a. Partner verified 5 projects in 2018. The number of records verified may not equal the number of projects/landfills the Partner was affiliated with in 2018.
- b. Project sizes in MW and mmscfd may reflect a combination of verified and non-verified data. The MW values reflect either current generation when known or rated capacity otherwise.



ERIE COUNTY, OH

LMOP Partner Since

2001

Partner Type

Community

No. of Projects Operating in 2018 ^a

1 project

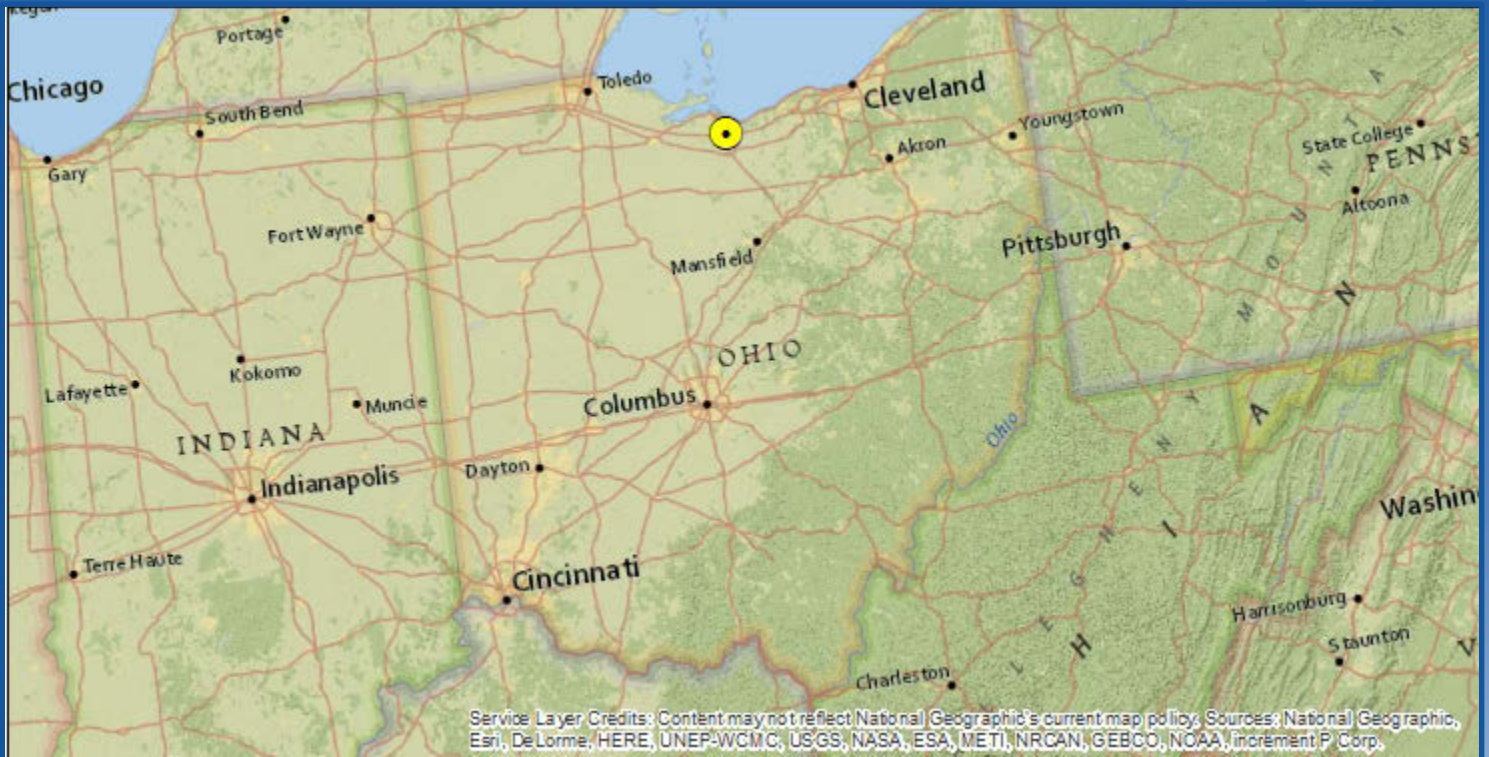
Project Type

Project Size

-Electricity Generation

2.15 MW ^b

Location of Records Verified and/or Projects Operating in 2018



- a. Partner verified 1 project in 2018. The number of records verified may not equal the number of projects/landfills the Partner was affiliated with in 2018.
- b. Project sizes in MW and mmscfd may reflect a combination of verified and non-verified data. The MW values reflect either current generation when known or rated capacity otherwise.



ESCAMBIA COUNTY, FL

LMOP Partner Since

2010

Partner Type

Community

No. of Projects Operating in 2018 ^a

1 project

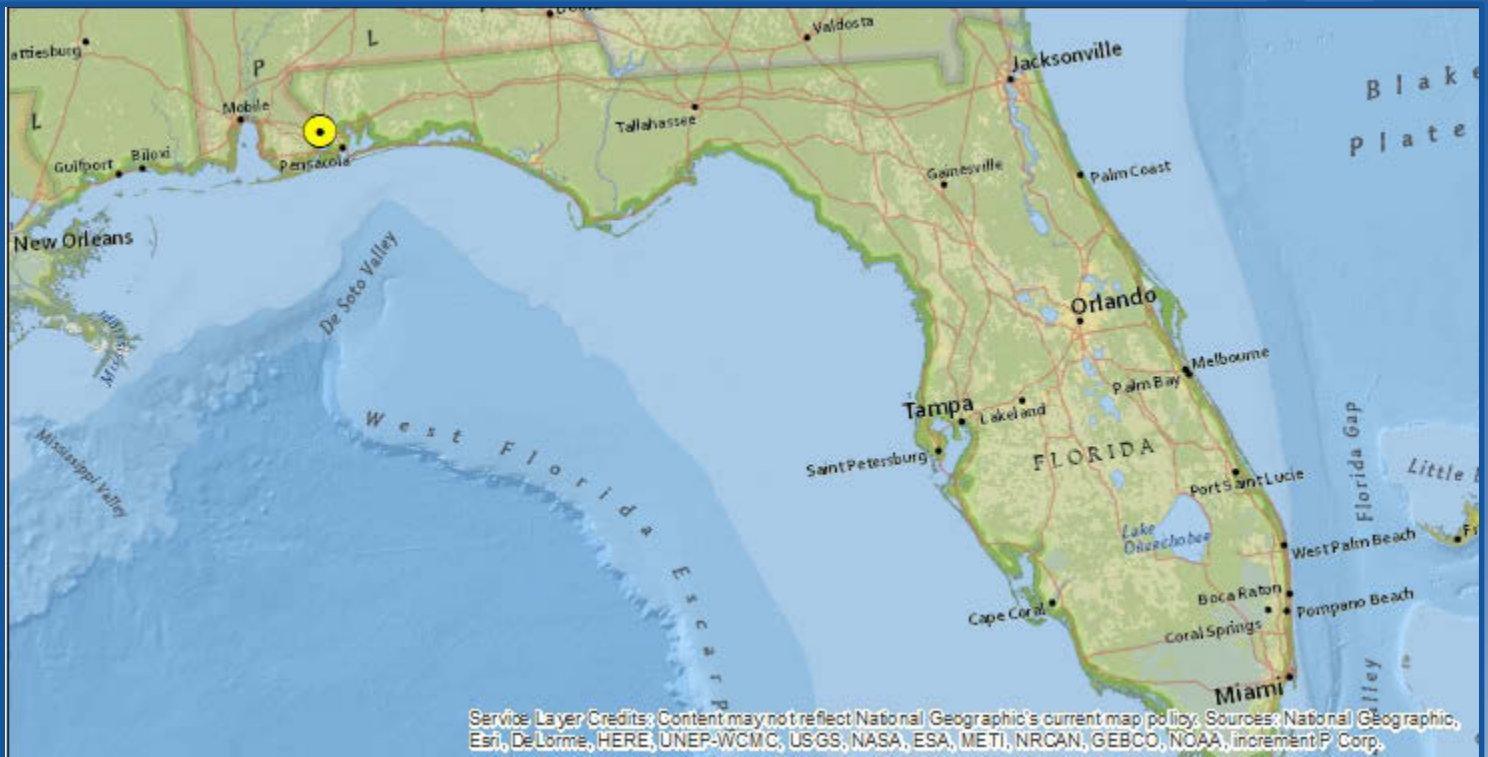
Project Type

Project Size

-Electricity Generation

3.2 MW ^b

Location of Records Verified and/or Projects Operating in 2018



- Partner verified 1 project in 2018. The number of records verified may not equal the number of projects/landfills the Partner was affiliated with in 2018.
- Project sizes in MW and mmscfd may reflect a combination of verified and non-verified data. The MW values reflect either current generation when known or rated capacity otherwise.



FAUQUIER COUNTY DEPT. OF ENV. SERVICES, VA

LMOP Partner Since

2004

Partner Type

Community

No. of Landfills Flaring in 2018 ^a

1 landfill

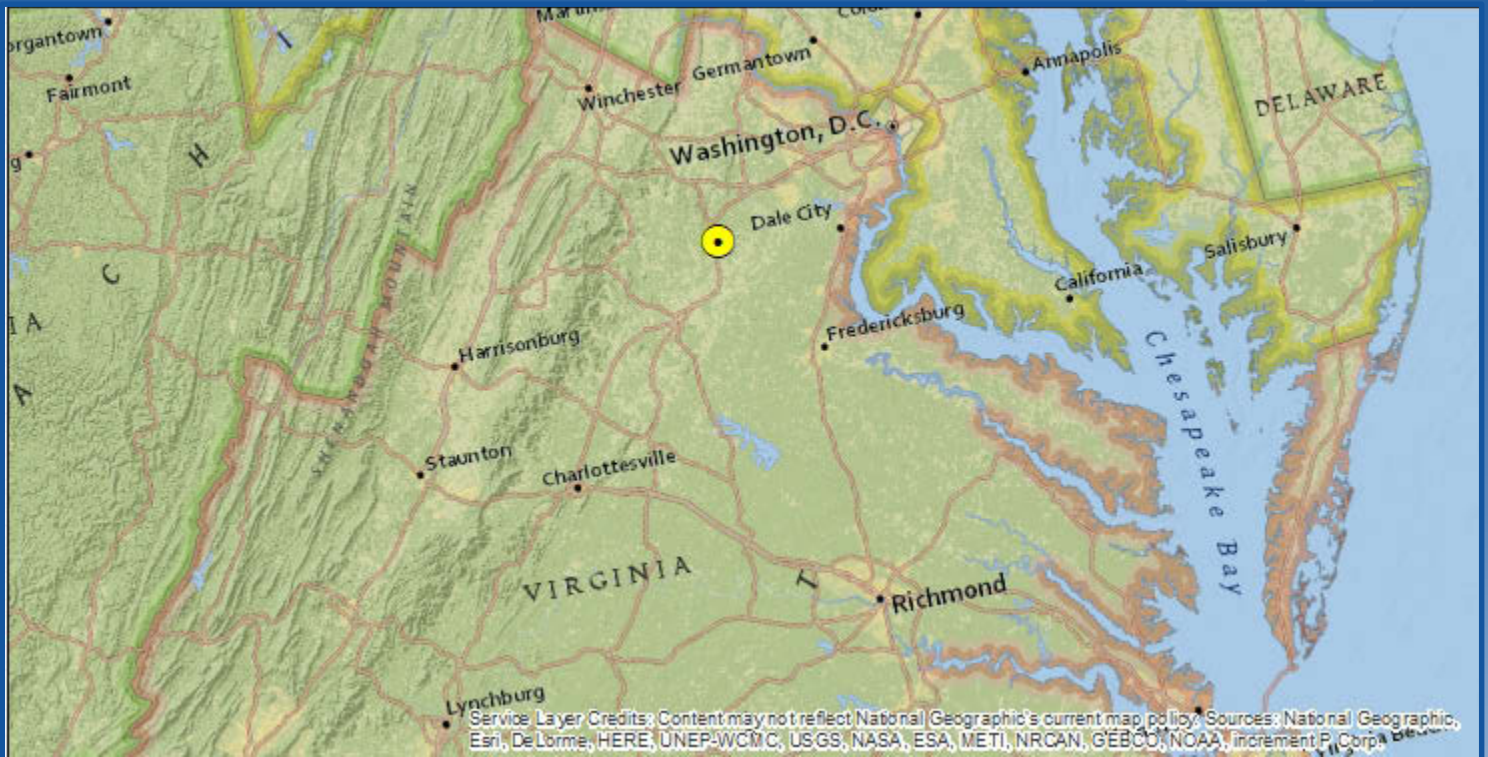
Project Type

Project Size

-LFG Flared

0.65 mmscfd ^b

Location of Records Verified and/or Projects Operating in 2018



- a. Partner verified 1 landfill in 2018. The number of records verified may not equal the number of projects/landfills the Partner was affiliated with in 2018.
- b. Project sizes in MW and mmscfd may reflect a combination of verified and non-verified data. The MW values reflect either current generation when known or rated capacity otherwise.



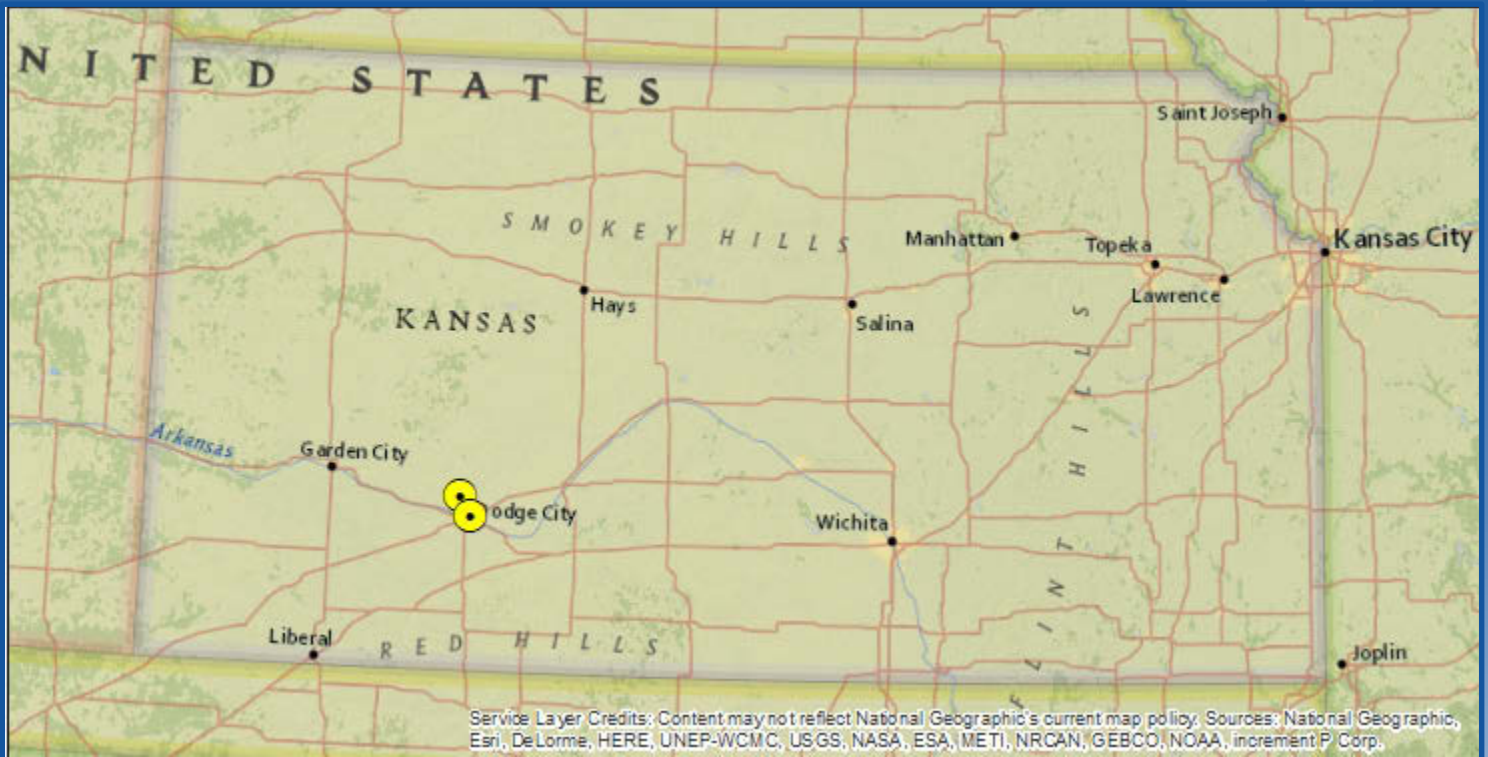
FORD COUNTY, KS

LMOP Partner Since
Partner Type

2009
Community

Partner is not affiliated with a project that was operational during 2018 nor with a landfill that was flaring during 2018

Location of Records Verified and/or Projects Operating in 2018



- Partner verified 2 landfills in 2018. The number of records verified may not equal the number of projects/landfills the Partner was affiliated with in 2018.
- Project sizes in MW and mmscfd may reflect a combination of verified and non-verified data. The MW values reflect either current generation when known or rated capacity otherwise.



G2 ENERGY, LLC

LMOP Partner Since

2005

Partner Type

Industry

No. of Projects Operating in 2018 ^a

3 projects

Project Type

Project Size

-Electricity Generation

9.15 MW ^b

Location of Records Verified and/or Projects Operating in 2018



- a. Partner verified 2 projects in 2018. The number of records verified may not equal the number of projects/landfills the Partner was affiliated with in 2018.
- b. Project sizes in MW and mmscfd may reflect a combination of verified and non-verified data. The MW values reflect either current generation when known or rated capacity otherwise.



GASTON COUNTY, NC

LMOP Partner Since

2006

Partner Type

Community

No. of Projects Operating in 2018 ^a

1 project

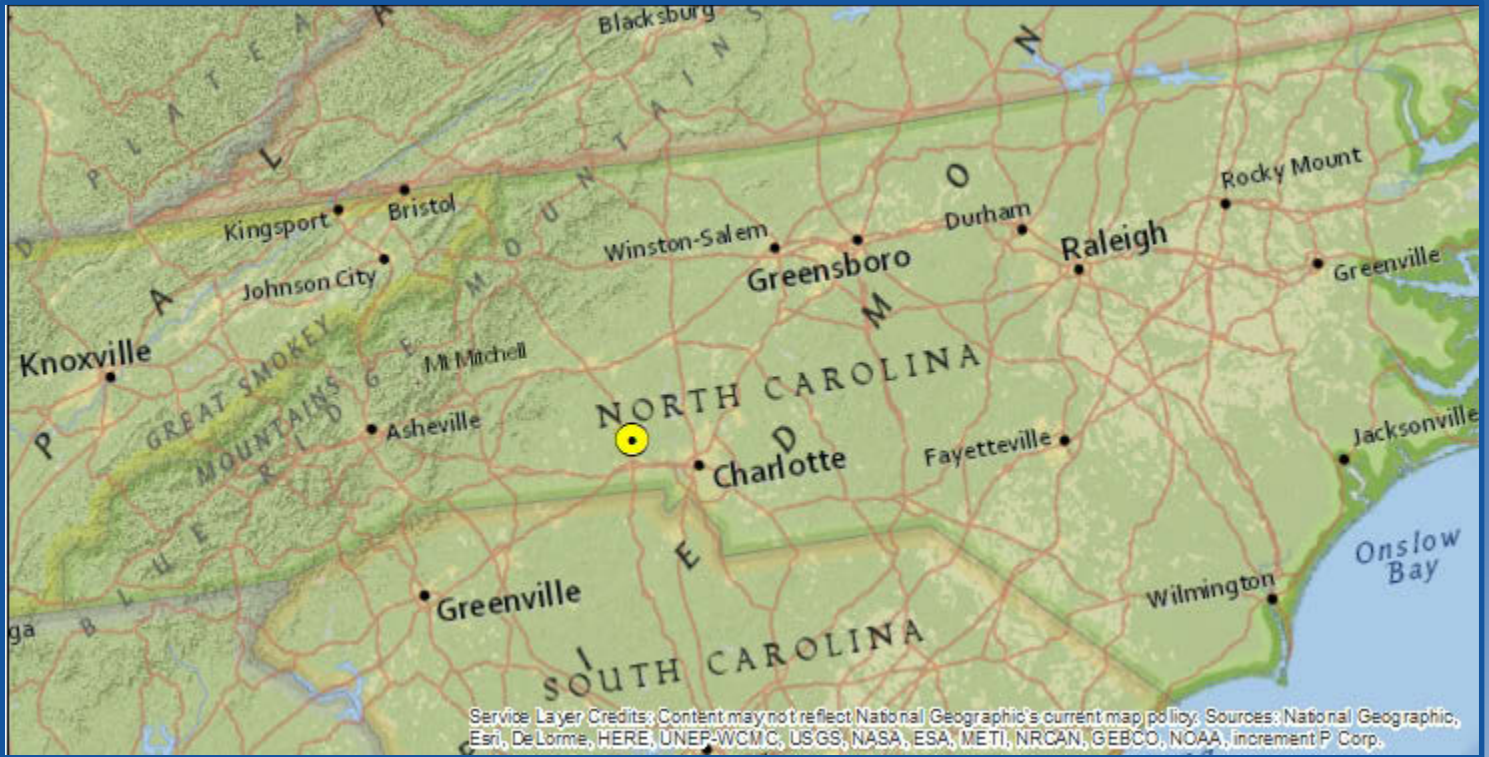
Project Type

Project Size

-Electricity Generation

4.2 MW ^b

Location of Records Verified and/or Projects Operating in 2018



- a. Partner verified 1 project in 2018. The number of records verified may not equal the number of projects/landfills the Partner was affiliated with in 2018.
- b. Project sizes in MW and mmscfd may reflect a combination of verified and non-verified data. The MW values reflect either current generation when known or rated capacity otherwise.



GOLDEN TRIANGLE RSWMA, MS

LMOP Partner Since

2001

Partner Type

Community

No. of Projects Operating in 2018 ^a

1 project

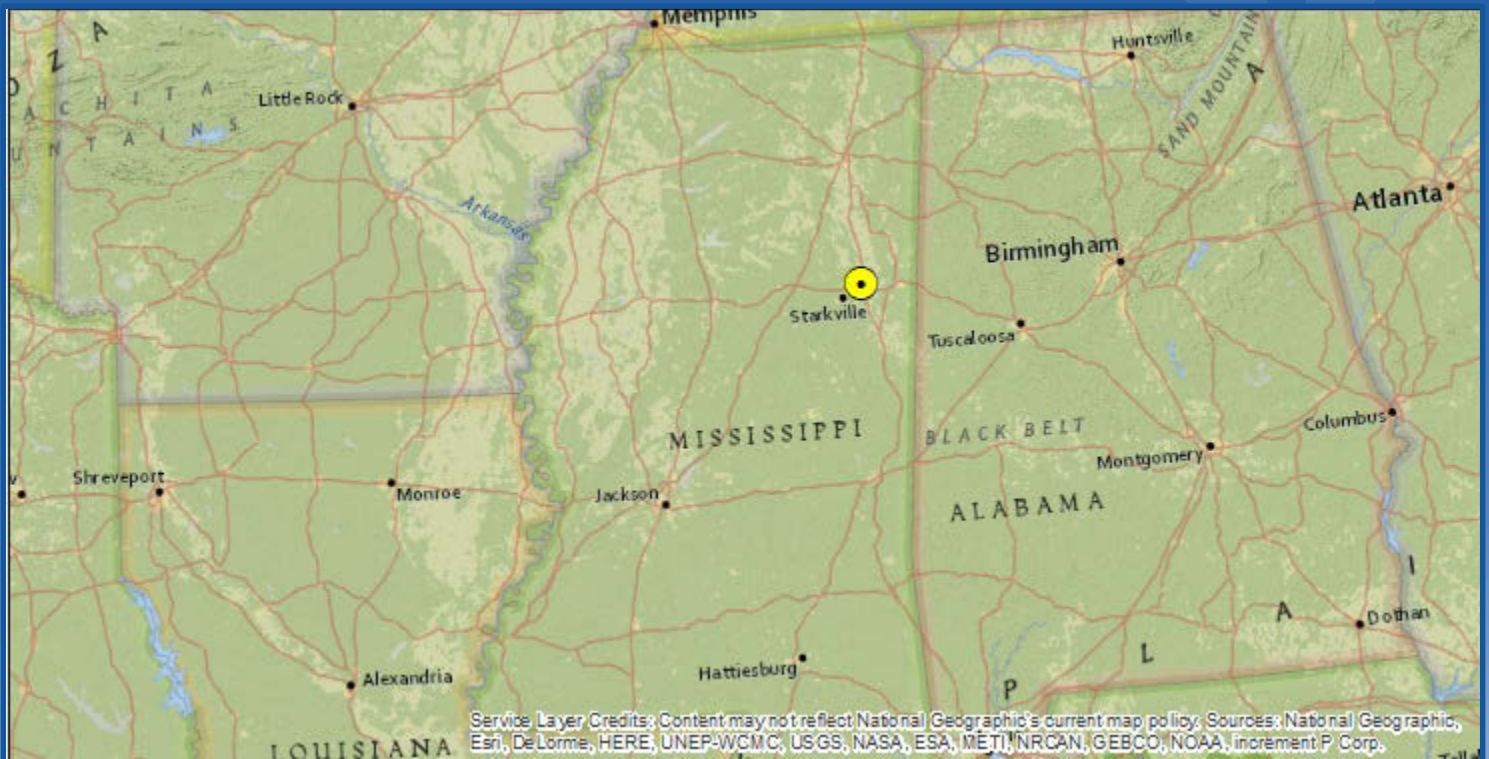
Project Type

Project Size

-Electricity Generation

0.99 MW ^b

Location of Records Verified and/or Projects Operating in 2018



- Partner verified 1 project in 2018. The number of records verified may not equal the number of projects/landfills the Partner was affiliated with in 2018.
- Project sizes in MW and mmscfd may reflect a combination of verified and non-verified data. The MW values reflect either current generation when known or rated capacity otherwise.



GREEN KW ENERGY, INC.

LMOP Partner Since

2009

Partner Type

Industry

No. of Projects Operating in 2018 ^a

1 project

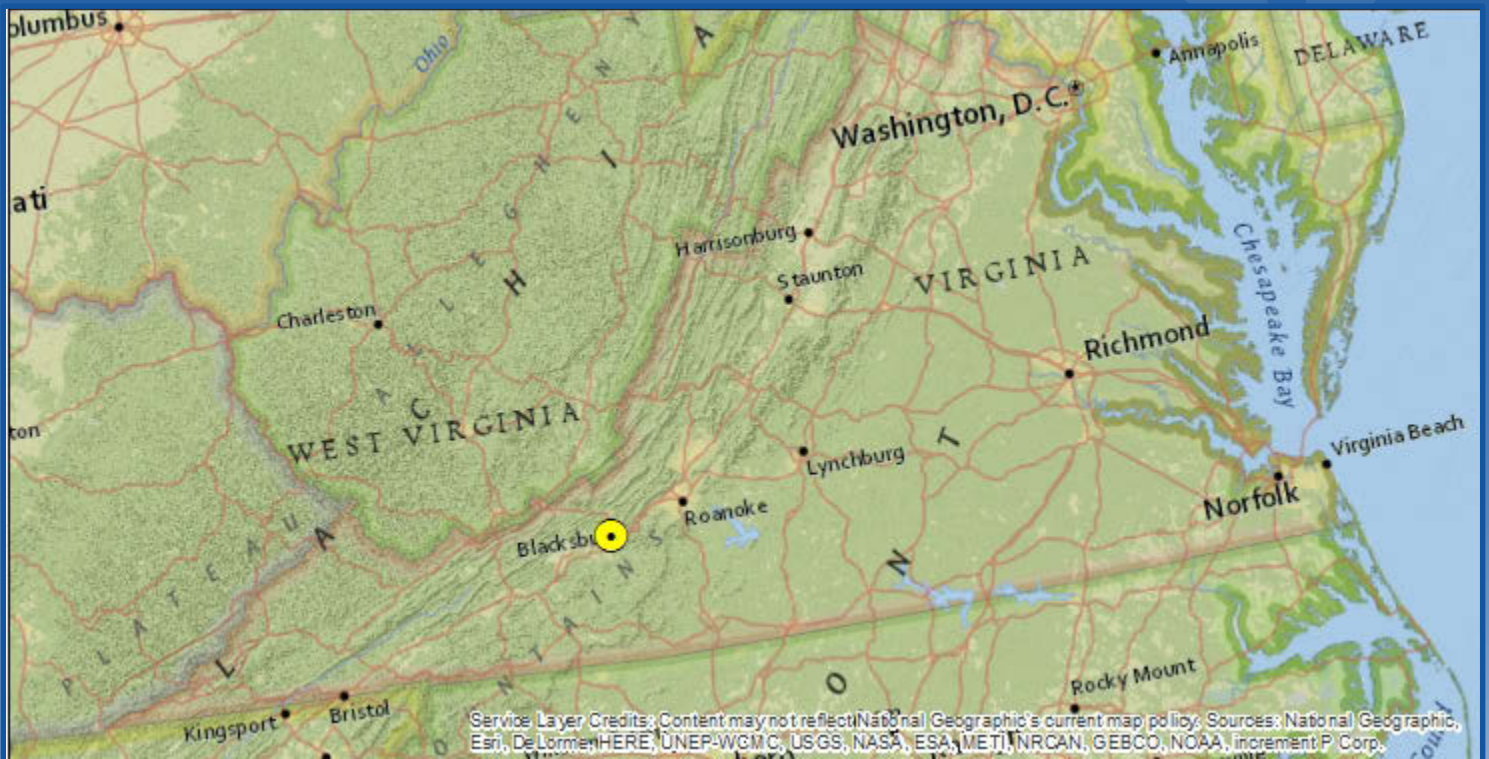
Project Type

Project Size

-Electricity Generation

0.25 MW ^b

Location of Records Verified and/or Projects Operating in 2018



- a. Partner verified 1 project in 2018. The number of records verified may not equal the number of projects/landfills the Partner was affiliated with in 2018.
- b. Project sizes in MW and mmscfd may reflect a combination of verified and non-verified data. The MW values reflect either current generation when known or rated capacity otherwise.



GREENFIELD ENERGY, LLC

LMOP Partner Since

2001

Partner Type

Industry

No. of Projects Operating in 2018 ^a

2 projects

Project Type

Project Size

-Electricity Generation

5.4 MW ^b

Location of Records Verified and/or Projects Operating in 2018



- Partner verified 1 project in 2018. The number of records verified may not equal the number of projects/landfills the Partner was affiliated with in 2018.
- Project sizes in MW and mmscfd may reflect a combination of verified and non-verified data. The MW values reflect either current generation when known or rated capacity otherwise.



GREENWOOD COUNTY PUBLIC WORKS, SC

LMOP Partner Since

2005

Partner Type

Community

No. of Projects Operating in 2018 ^a

1 project

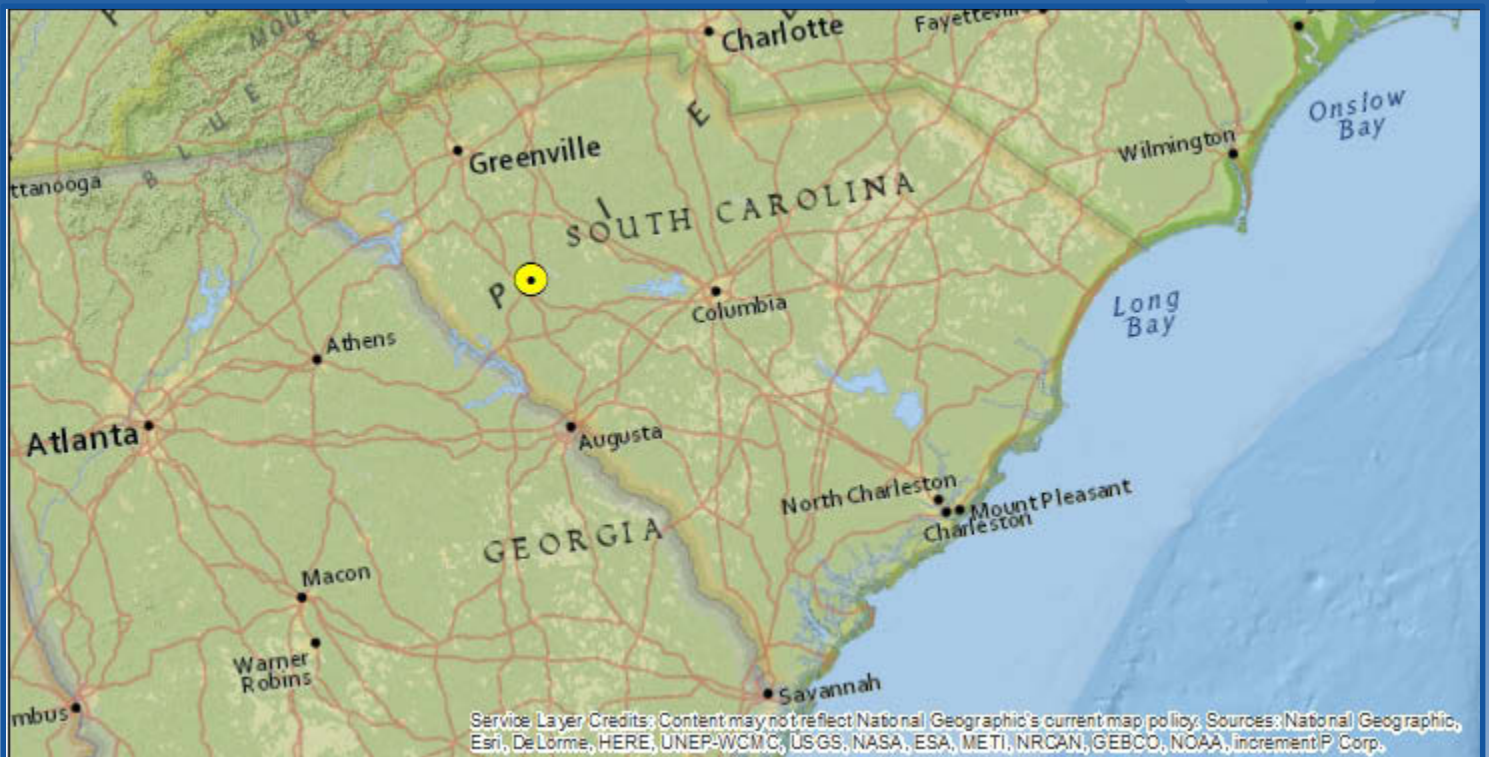
Project Type

Project Size

-Direct-Use (Medium-Btu)

0.43 mmscfd LFG ^b

Location of Records Verified and/or Projects Operating in 2018



- a. Partner verified 1 project in 2018. The number of records verified may not equal the number of projects/landfills the Partner was affiliated with in 2018.
- b. Project sizes in MW and mmscfd may reflect a combination of verified and non-verified data. The MW values reflect either current generation when known or rated capacity otherwise.



GUNDERSEN HEALTH SYSTEM

LMOP Partner Since 2012

Partner Type Energy

No. of Projects Operating in 2018 ^a 1 project

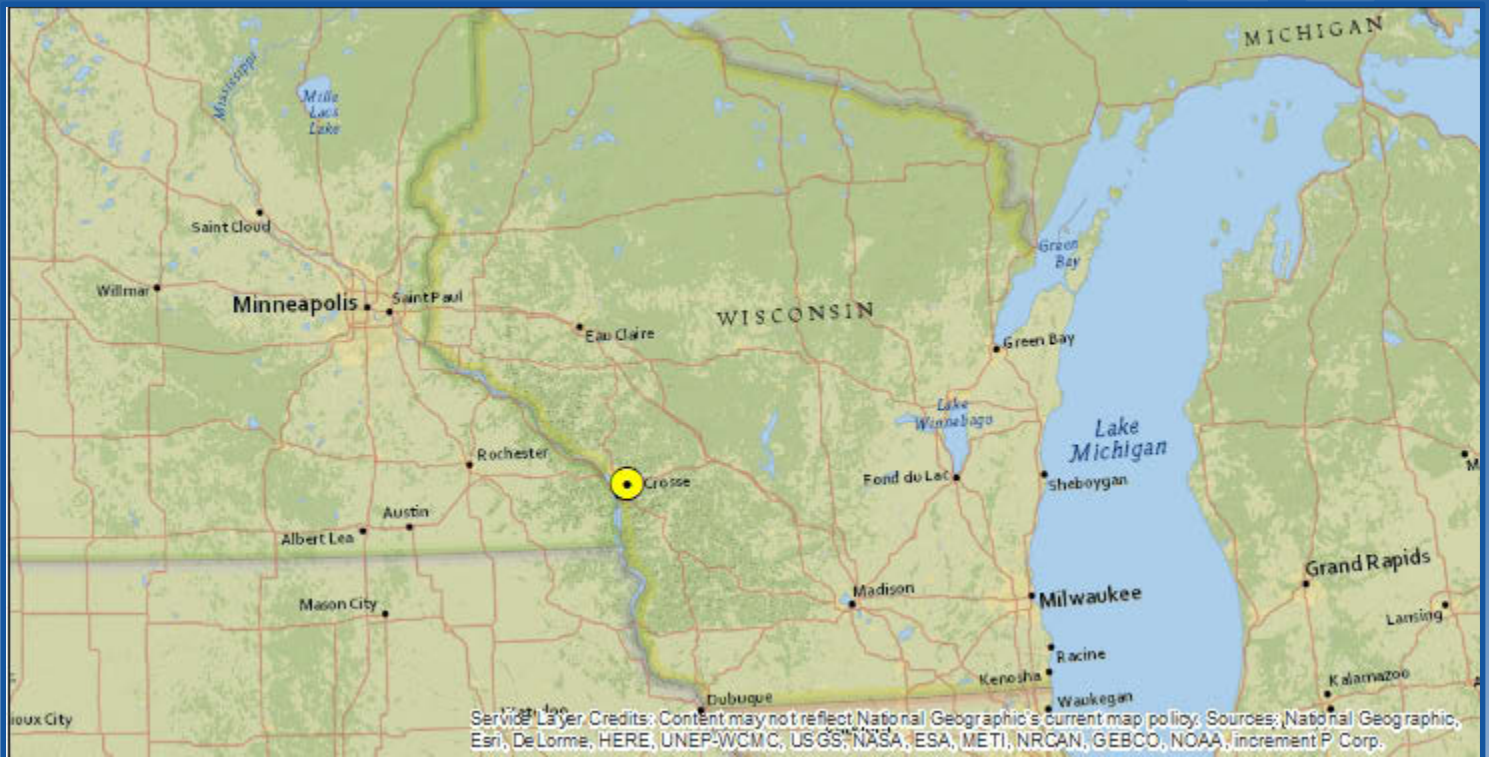
Project Type

-Electricity Generation

Project Size

0.67 MW ^b

Location of Records Verified and/or Projects Operating in 2018



- a. Partner verified 1 project in 2018. The number of records verified may not equal the number of projects/landfills the Partner was affiliated with in 2018.
- b. Project sizes in MW and mmscfd may reflect a combination of verified and non-verified data. The MW values reflect either current generation when known or rated capacity otherwise.



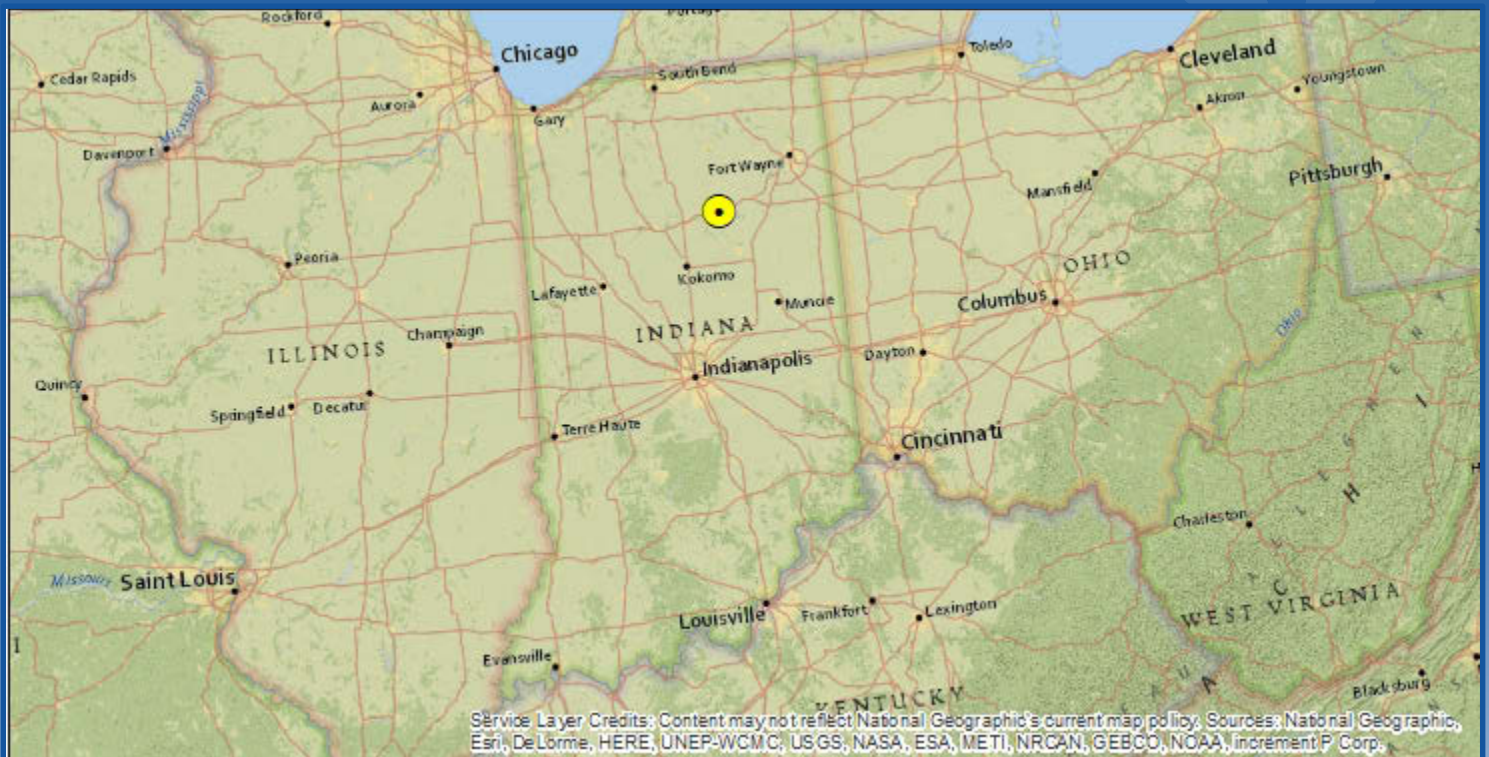
INDIANA DEPT. OF ENVIRONMENTAL MANAGEMENT (IDEM)

LMOP Partner Since
Partner Type

2008
State

Partner is not affiliated with a project that was operational during 2018 nor with a landfill that was flaring during 2018

Location of Records Verified and/or Projects Operating in 2018



- Partner verified 1 landfill in 2018. The number of records verified may not equal the number of projects/landfills the Partner was affiliated with in 2018.
- Project sizes in MW and mmscfd may reflect a combination of verified and non-verified data. The MW values reflect either current generation when known or rated capacity otherwise.



INGENCO

LMOP Partner Since

2001

Partner Type

Industry

No. of Projects Operating in 2018 ^a

16 projects

Project Type

Project Size

-Electricity Generation

55.7 MW ^b

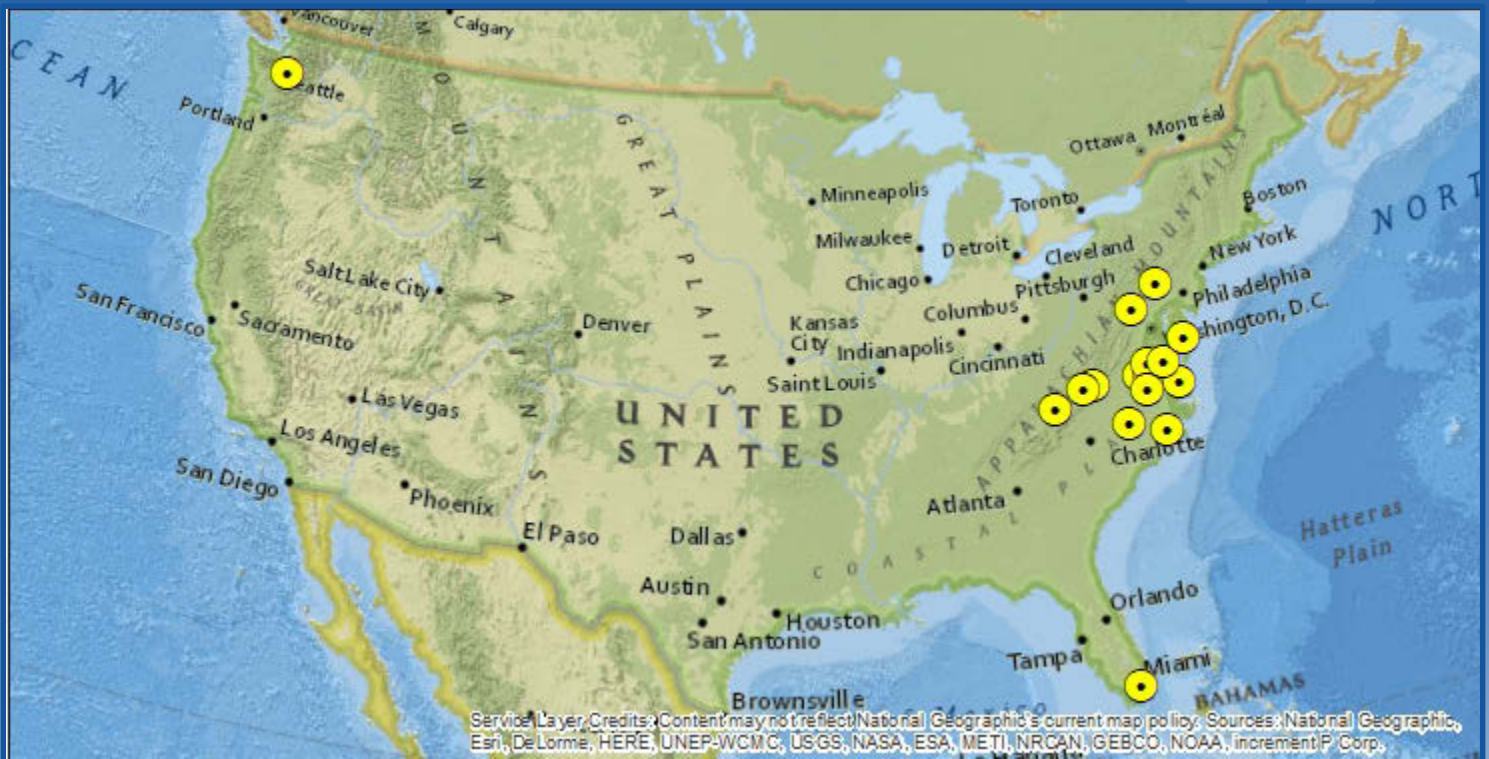
-Direct-Use (Medium-Btu)

0.7 mmscfd LFG ^b

-Renewable Natural Gas

12.0 mmscfd LFG ^b

Location of Records Verified and/or Projects Operating in 2018



- a. Partner verified 10 projects and 1 landfill in 2018. The number of records verified may not equal the number of projects/landfills the Partner was affiliated with in 2018.
- b. Project sizes in MW and mmscfd may reflect a combination of verified and non-verified data. The MW values reflect either current generation when known or rated capacity otherwise.



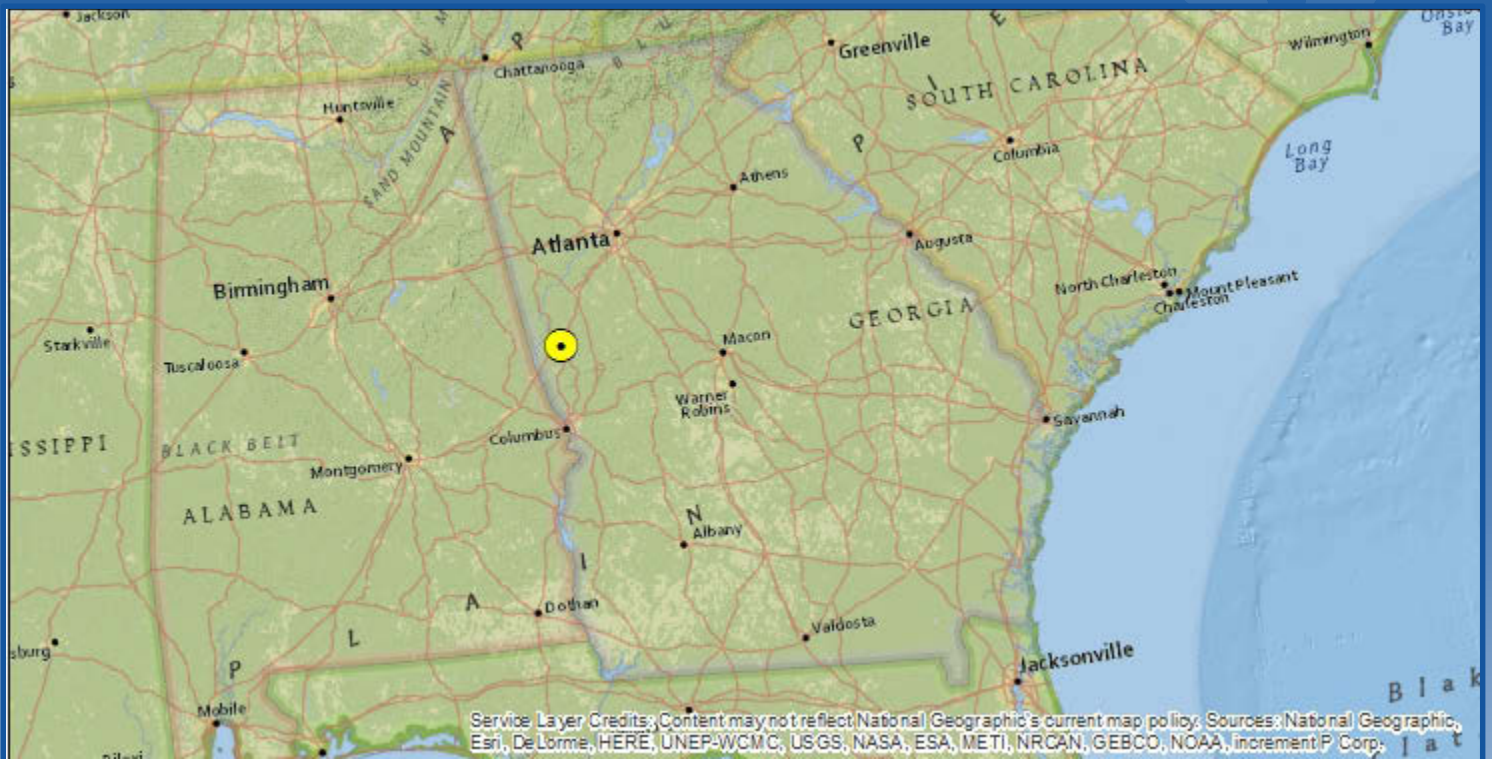
INTERFACE, INC.

LMOP Partner Since
Partner Type

2003
Energy

Partner is not affiliated with a project that was operational during 2018 nor with a landfill that was flaring during 2018

Location of Records Verified and/or Projects Operating in 2018



- Partner verified 1 project in 2018. The number of records verified may not equal the number of projects/landfills the Partner was affiliated with in 2018.
- Project sizes in MW and mmscf/d may reflect a combination of verified and non-verified data. The MW values reflect either current generation when known or rated capacity otherwise.



JACKSON COUNTY GREEN ENERGY PARK, NC

LMOP Partner Since

2006

Partner Type

Community

No. of Projects Operating in 2018 ^a

1 project

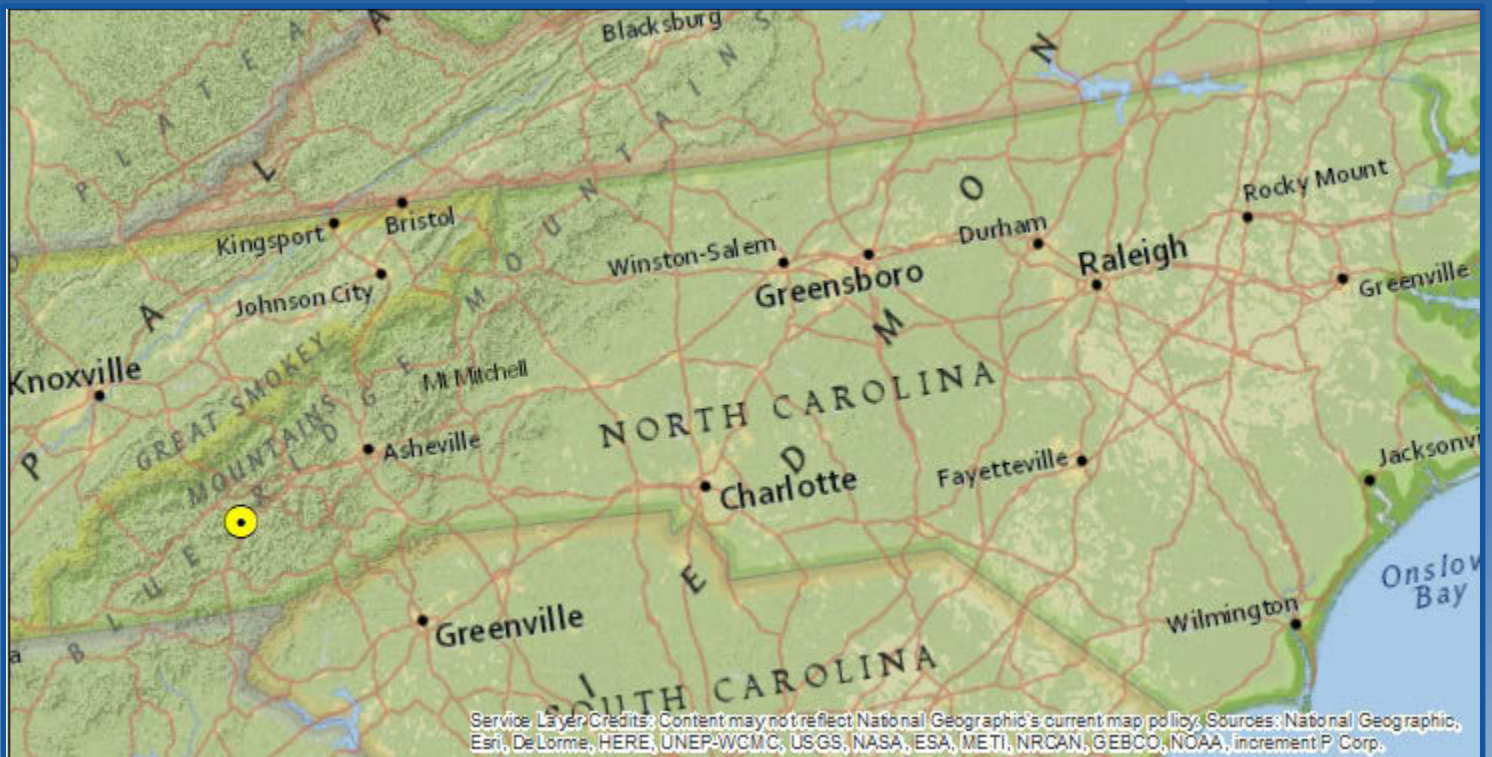
Project Type

Project Size

-Direct-Use (Medium-Btu)

0.06 mmscfd LFG ^b

Location of Records Verified and/or Projects Operating in 2018



- a. Partner verified 1 project in 2018. The number of records verified may not equal the number of projects/landfills the Partner was affiliated with in 2018.
- b. Project sizes in MW and mmscfd may reflect a combination of verified and non-verified data. The MW values reflect either current generation when known or rated capacity otherwise.



JEA

LMOP Partner Since

1994

Partner Type

Energy

No. of Projects Operating in 2018 ^a

2 projects

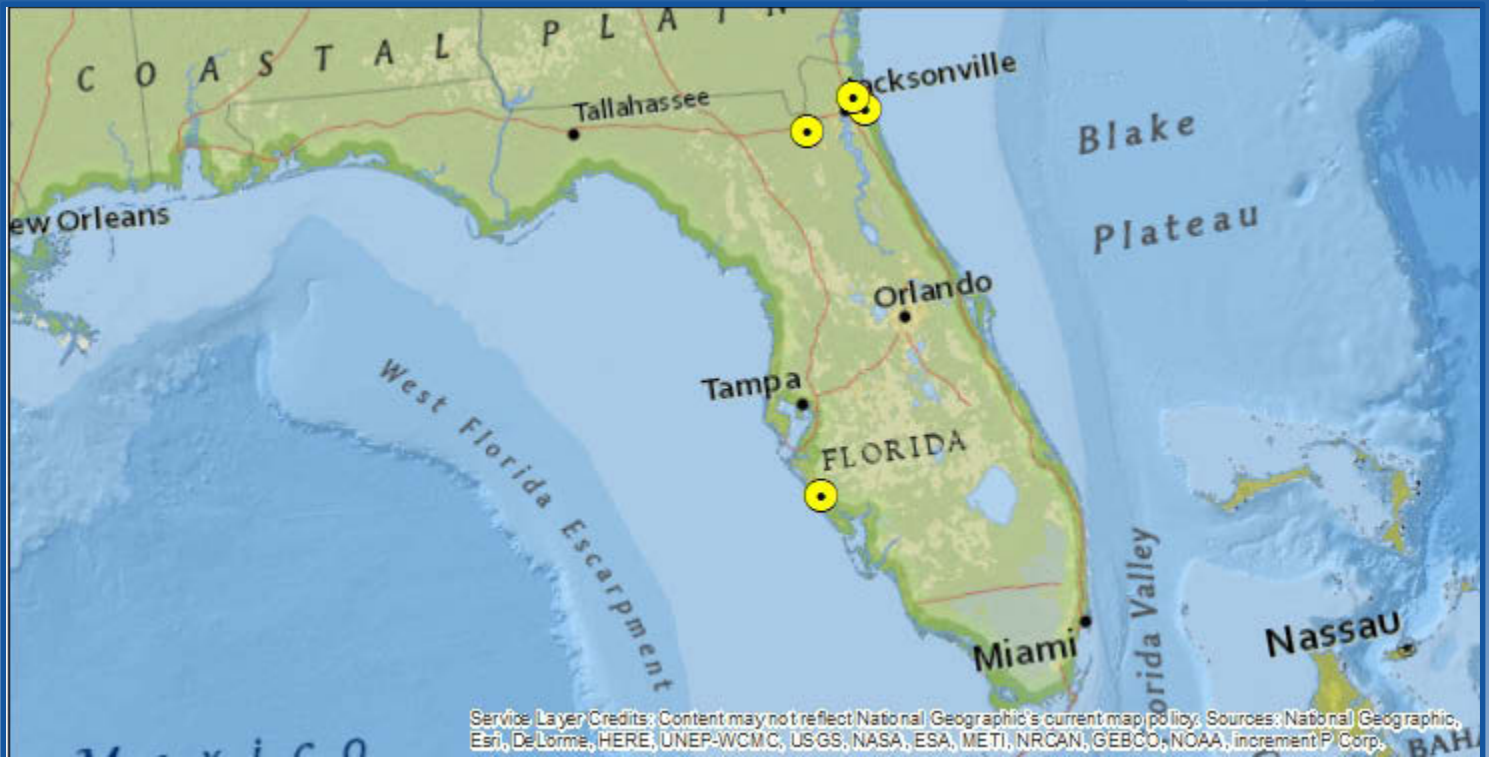
Project Type

Project Size

-Electricity Generation

13.6 MW ^b

Location of Records Verified and/or Projects Operating in 2018



- Partner verified 2 projects in 2018. The number of records verified may not equal the number of projects/landfills the Partner was affiliated with in 2018.
- Project sizes in MW and mmscfd may reflect a combination of verified and non-verified data. The MW values reflect either current generation when known or rated capacity otherwise.



JOHNSON CONTROLS, INC.

LMOP Partner Since

2006

Partner Type

Industry

No. of Projects Operating in 2018 ^a

1 project

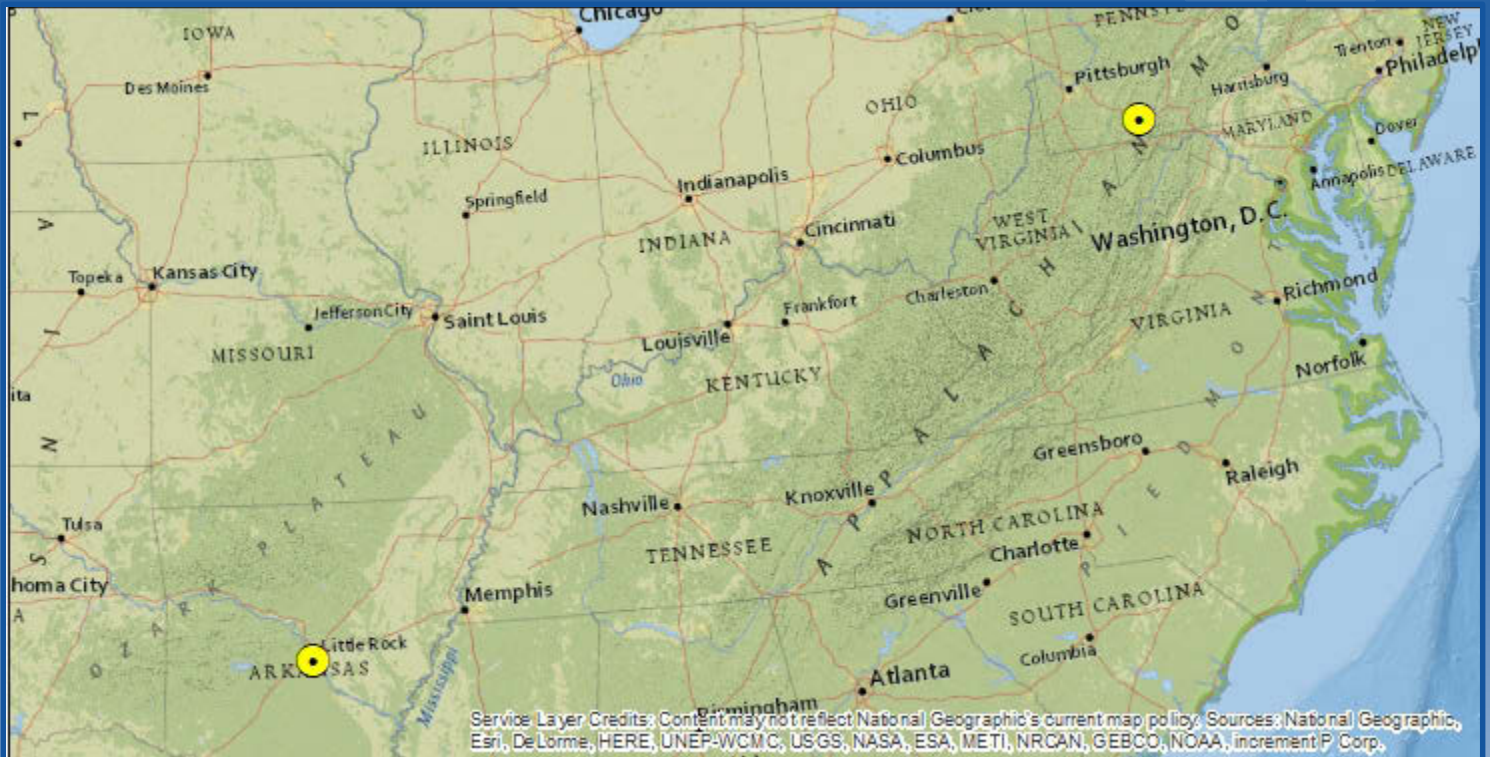
Project Type

Project Size

-Electricity Generation

3.5 MW ^b

Location of Records Verified and/or Projects Operating in 2018



- a. Partner verified 2 projects in 2018. The number of records verified may not equal the number of projects/landfills the Partner was affiliated with in 2018.
- b. Project sizes in MW and mmscfd may reflect a combination of verified and non-verified data. The MW values reflect either current generation when known or rated capacity otherwise.



JOYCE ENGINEERING, INC.

LMOP Partner Since

2002

Partner Type

Industry

No. of Projects Operating in 2018 ^a

5 projects

Project Type

Project Size

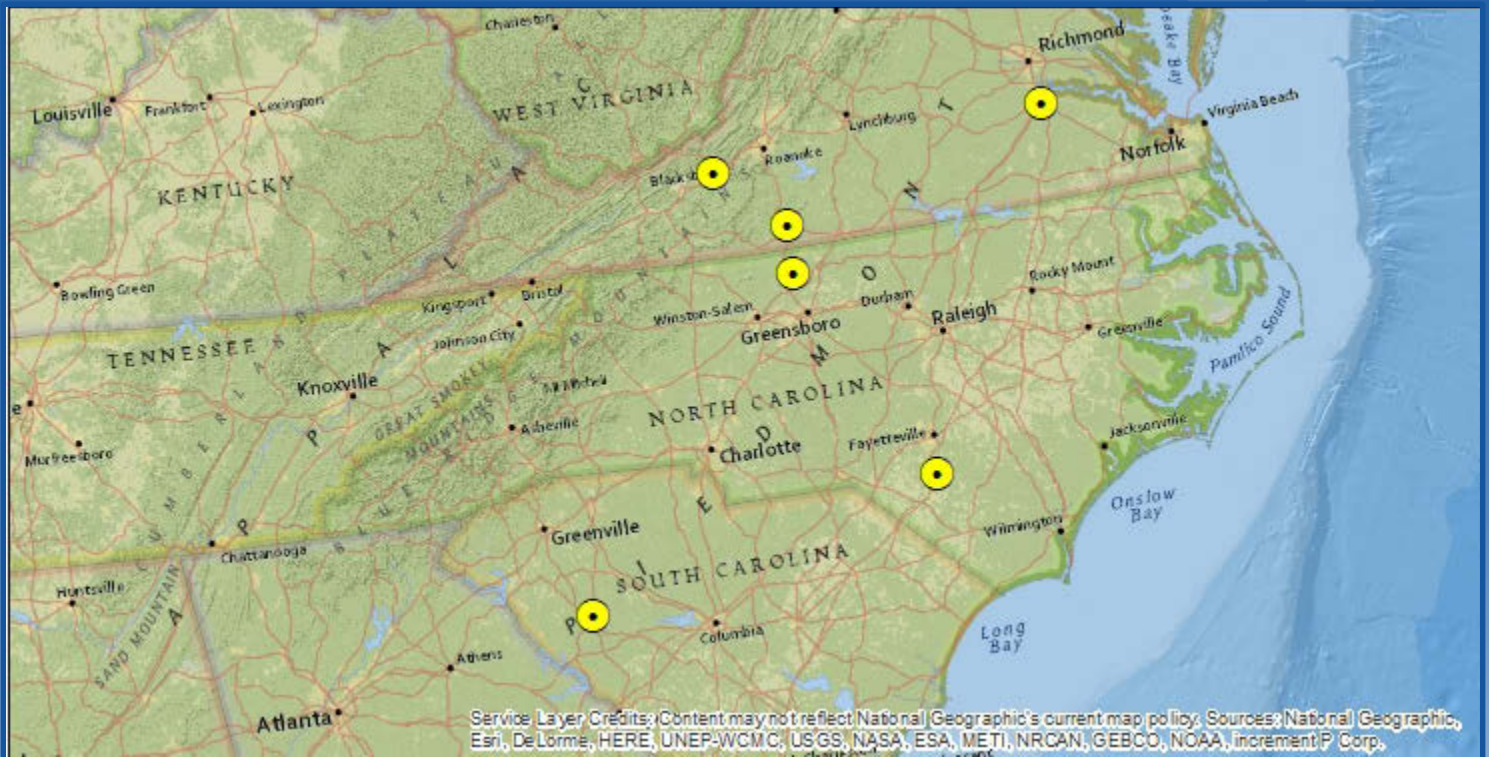
-Electricity Generation

3.9 MW ^b

-Direct-Use (Medium-Btu)

0.43 mmscfd LFG ^b

Location of Records Verified and/or Projects Operating in 2018



- a. Partner verified 1 project and 1 landfill in 2018. The number of records verified may not equal the number of projects/landfills the Partner was affiliated with in 2018.
- b. Project sizes in MW and mmscfd may reflect a combination of verified and non-verified data. The MW values reflect either current generation when known or rated capacity otherwise.



KIMBERLY-CLARK CORPORATION

LMOP Partner Since

2008

Partner Type

Energy

No. of Projects Operating in 2018 ^a

1 project

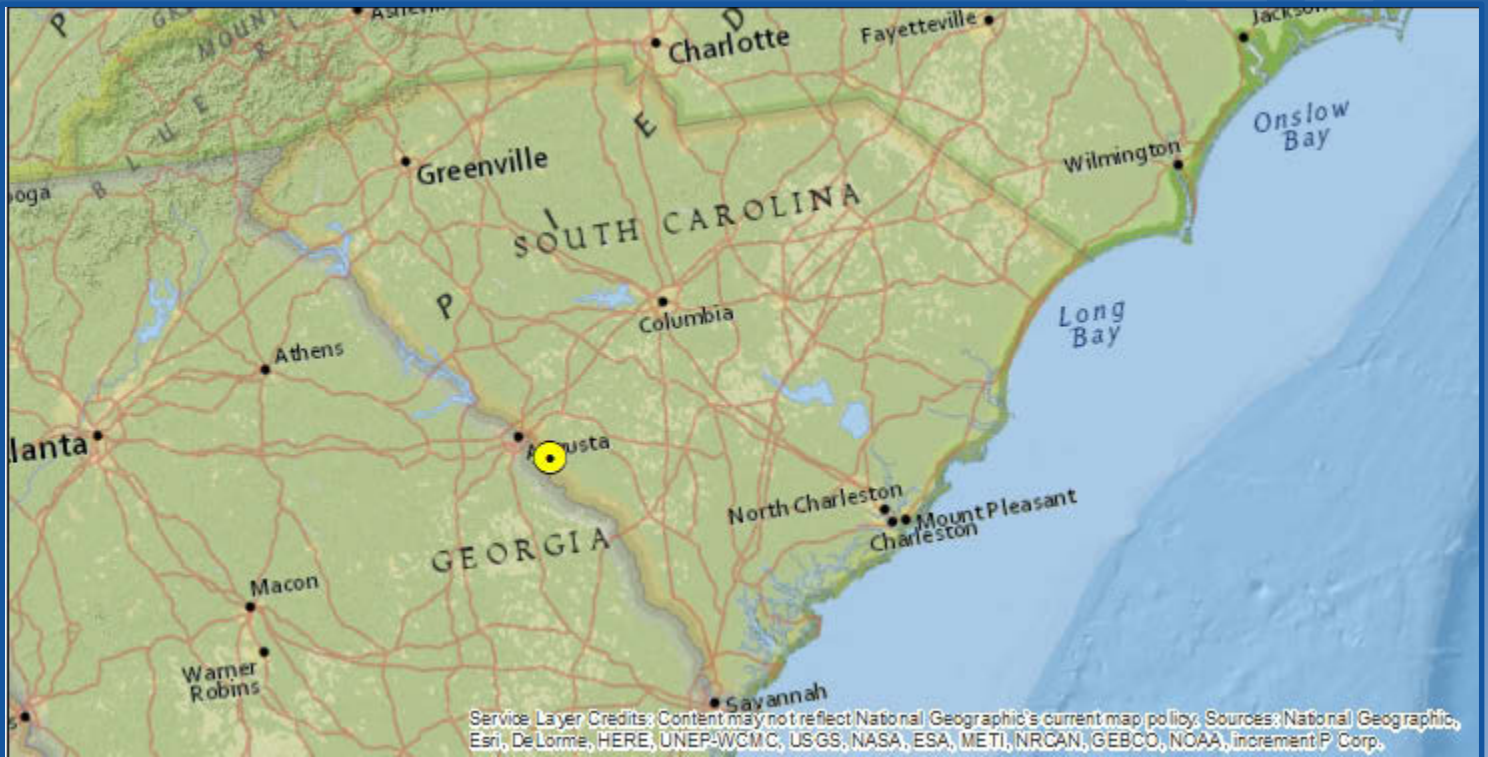
Project Type

Project Size

-Direct-Use (Medium-Btu)

1.95 mmscfd LFG ^b

Location of Records Verified and/or Projects Operating in 2018



- a. Partner verified 1 project in 2018. The number of records verified may not equal the number of projects/landfills the Partner was affiliated with in 2018.
- b. Project sizes in MW and mmscfd may reflect a combination of verified and non-verified data. The MW values reflect either current generation when known or rated capacity otherwise.



LANCASTER COUNTY SWMA, PA

LMOP Partner Since

2006

Partner Type

Community

No. of Projects Operating in 2018 ^a

1 project

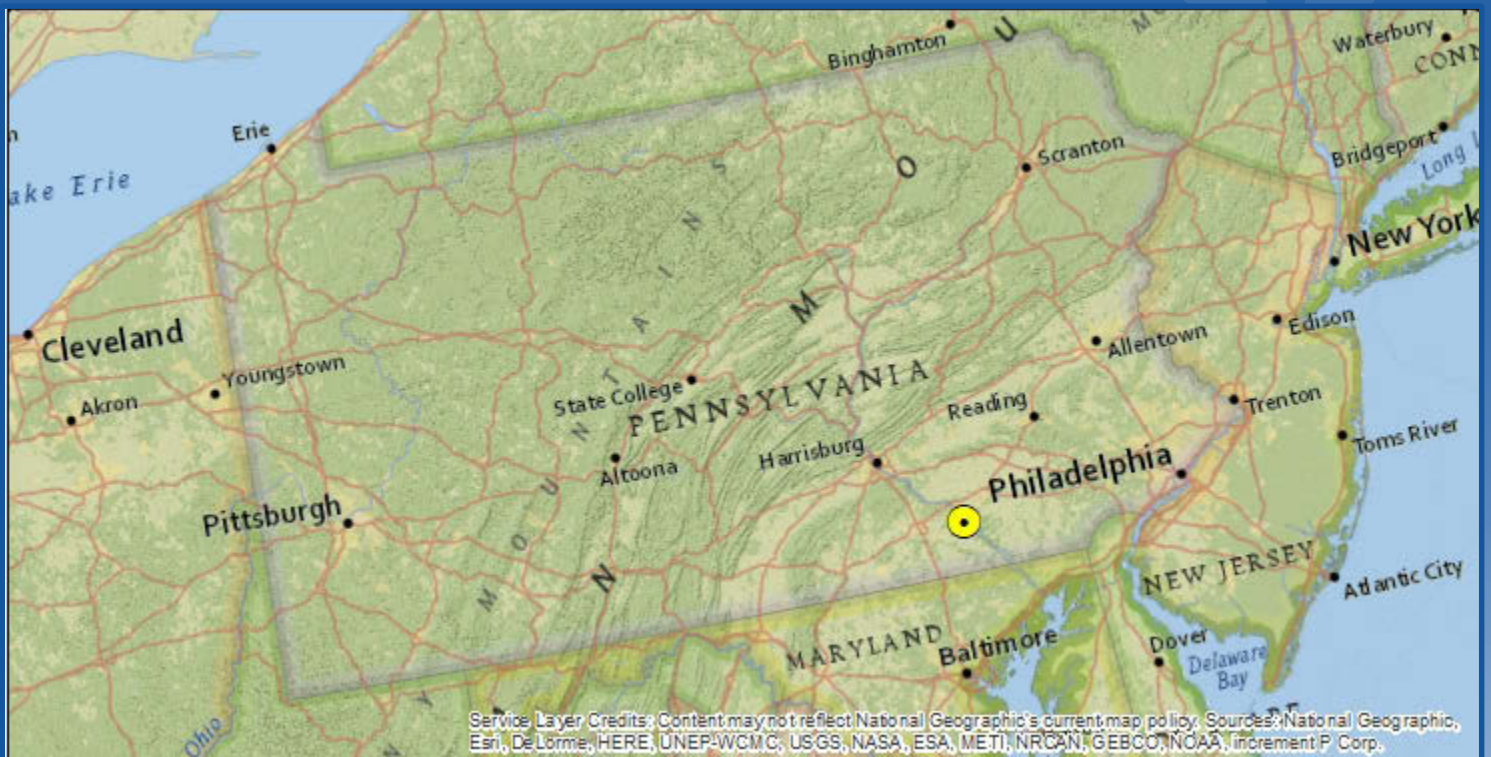
Project Type

Project Size

-Electricity Generation

1.6 MW ^b

Location of Records Verified and/or Projects Operating in 2018



- a. Partner verified 1 project in 2018. The number of records verified may not equal the number of projects/landfills the Partner was affiliated with in 2018.
- b. Project sizes in MW and mmscfd may reflect a combination of verified and non-verified data. The MW values reflect either current generation when known or rated capacity otherwise.



LANDFILL GAS TECHNOLOGIES

LMOP Partner Since	2011
Partner Type	Industry
No. of Projects Operating in 2018 ^a	2 projects
<i>Project Type</i>	<i>Project Size</i>
-Electricity Generation	2.47 MW ^b

Location of Records Verified and/or Projects Operating in 2018



- Partner verified 1 landfill in 2018. The number of records verified may not equal the number of projects/landfills the Partner was affiliated with in 2018.
- Project sizes in MW and mmscfd may reflect a combination of verified and non-verified data. The MW values reflect either current generation when known or rated capacity otherwise.



LEE COUNTY SOLID WASTE DIVISION, FL

LMOP Partner Since

2006

Partner Type

Community

No. of Landfills Flaring in 2018 ^a

3 landfills

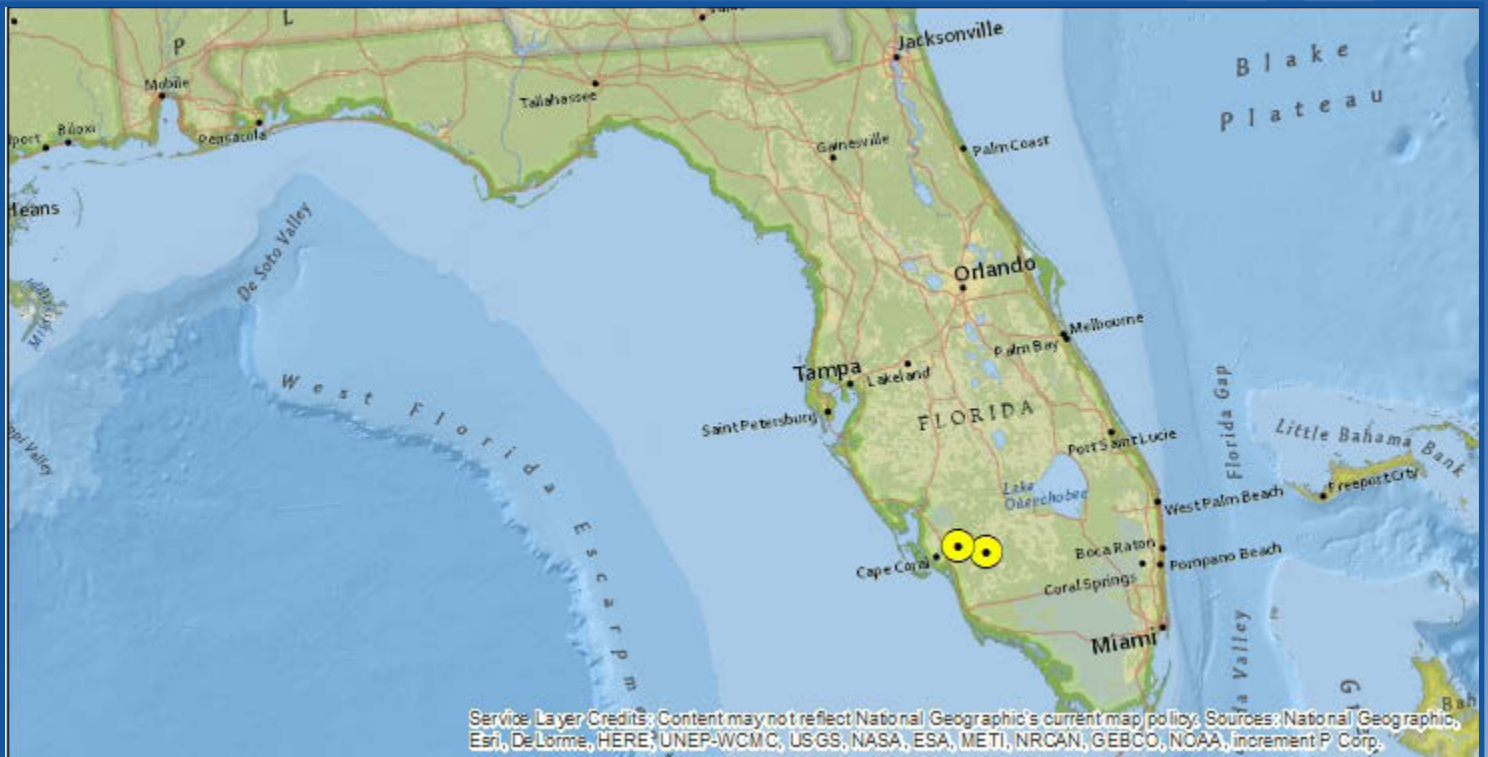
Project Type

Project Size

-LFG Flared

0.58 mmscfd ^b

Location of Records Verified and/or Projects Operating in 2018



- a. Partner verified 2 landfills in 2018. The number of records verified may not equal the number of projects/landfills the Partner was affiliated with in 2018.
- b. Project sizes in MW and mmscfd may reflect a combination of verified and non-verified data. The MW values reflect either current generation when known or rated capacity otherwise.



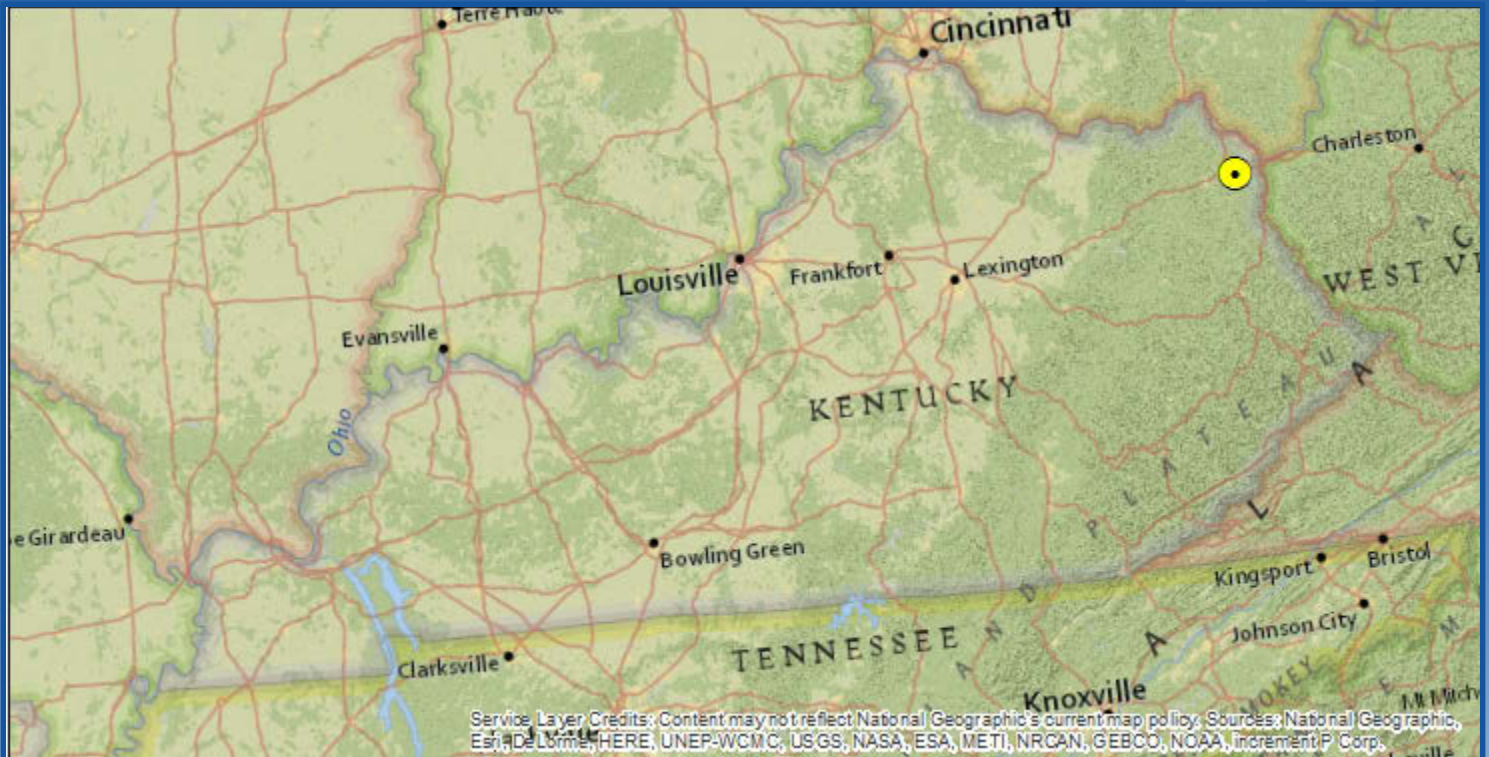
L'ORÉAL USA

LMOP Partner Since
Partner Type

2018
Energy

Partner is not affiliated with a project that was operational during 2018 nor with a landfill that was flaring during 2018

Location of Records Verified and/or Projects Operating in 2018



- a. Partner verified 1 project in 2018. The number of records verified may not equal the number of projects/landfills the Partner was affiliated with in 2018.
- b. Project sizes in MW and mmscfd may reflect a combination of verified and non-verified data. The MW values reflect either current generation when known or rated capacity otherwise.



MARION COUNTY, FL

LMOP Partner Since

1998

Partner Type

Community

No. of Projects Operating in 2018 ^a

1 project

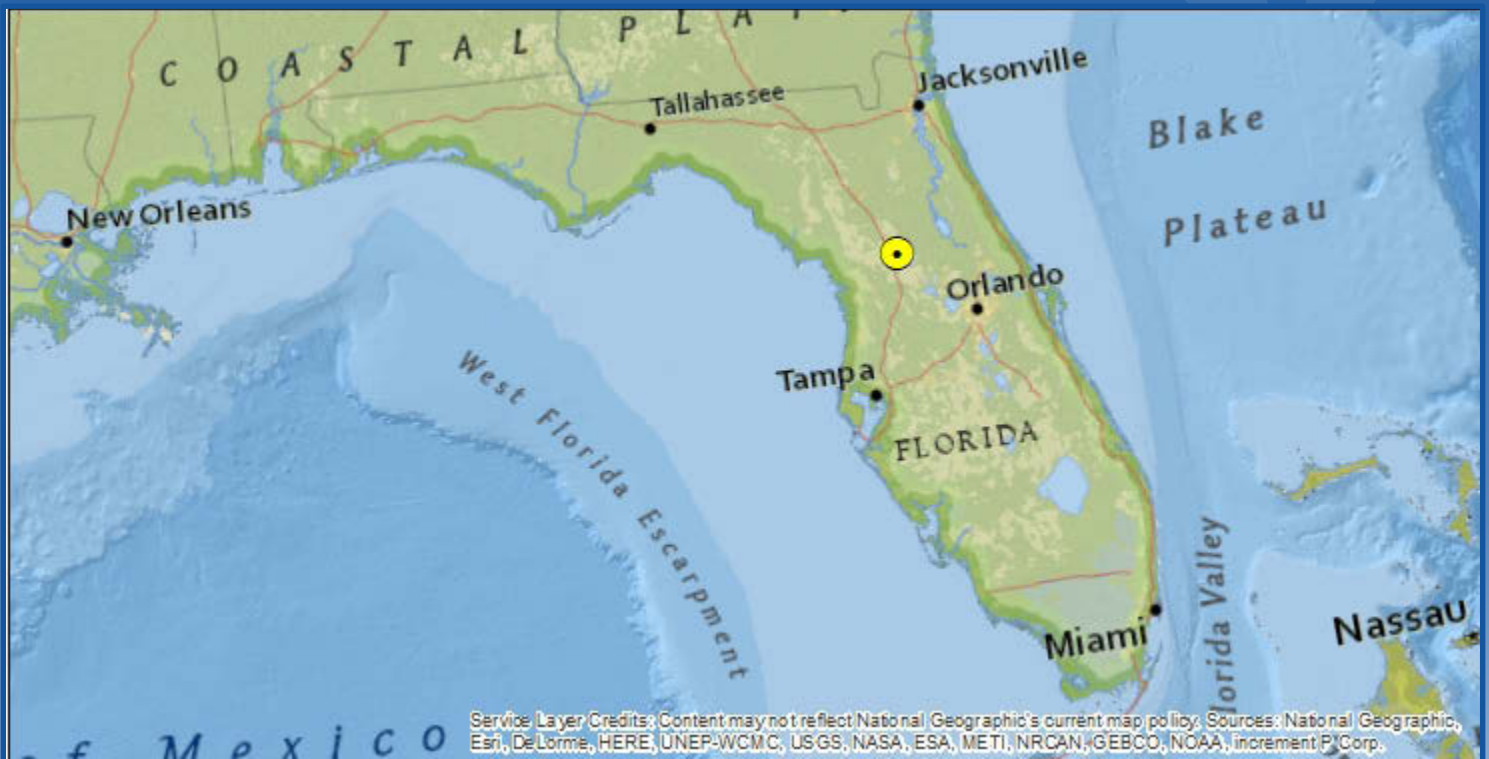
Project Type

Project Size

-Electricity Generation

4.0 MW ^b

Location of Records Verified and/or Projects Operating in 2018



- a. Partner verified 1 project in 2018. The number of records verified may not equal the number of projects/landfills the Partner was affiliated with in 2018.
- b. Project sizes in MW and mmscfd may reflect a combination of verified and non-verified data. The MW values reflect either current generation when known or rated capacity otherwise.



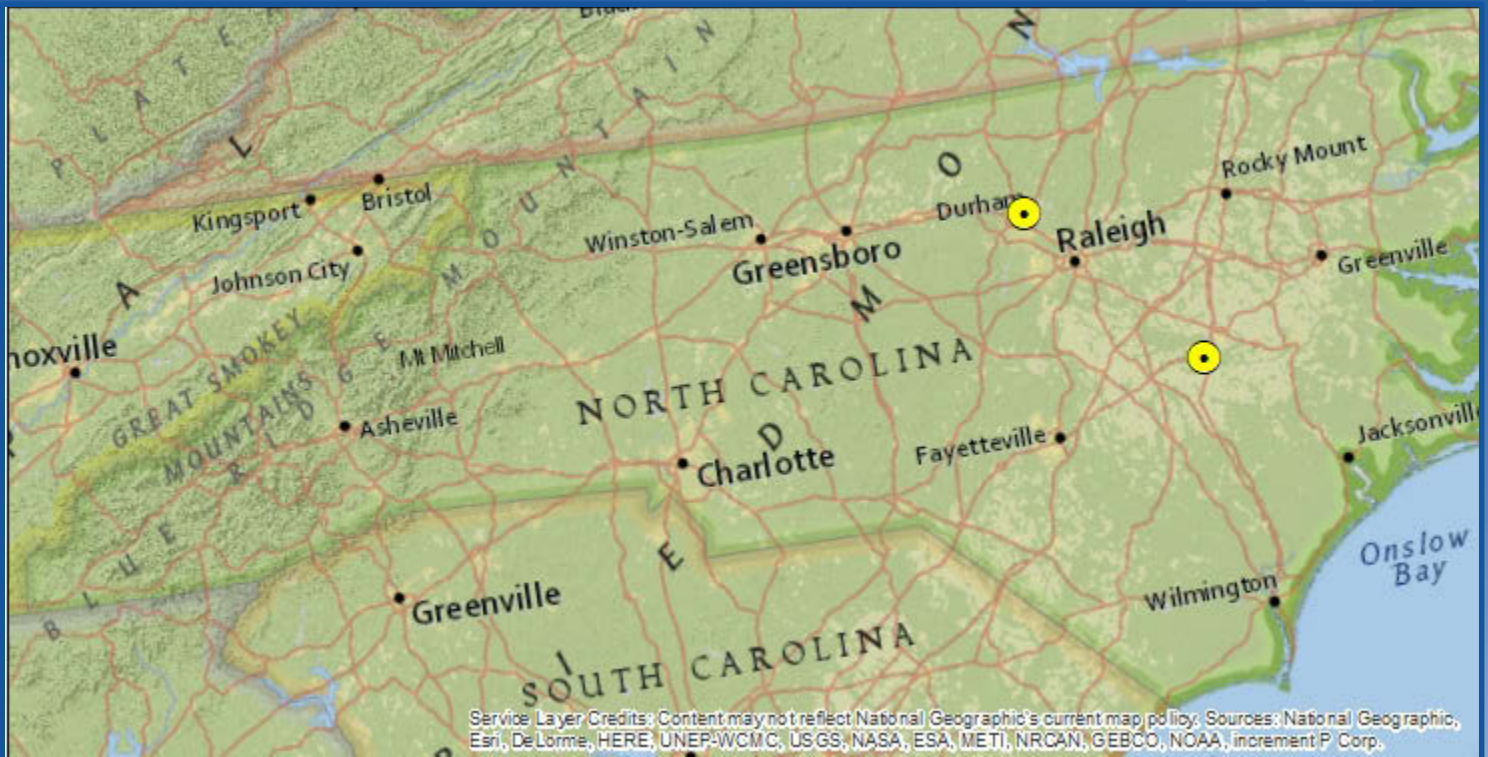
METHANE POWER, LLC

LMOP Partner Since
Partner Type

2005
Industry

Partner is not affiliated with a project that was operational during 2018 nor with a landfill that was flaring during 2018

Location of Records Verified and/or Projects Operating in 2018



- Partner verified 2 projects in 2018. The number of records verified may not equal the number of projects/landfills the Partner was affiliated with in 2018.
- Project sizes in MW and mmscfd may reflect a combination of verified and non-verified data. The MW values reflect either current generation when known or rated capacity otherwise.



MINNESOTA POLLUTION CONTROL AGENCY

LMOP Partner Since

1995

Partner Type

State

No. of Landfills Flaring in 2018 ^a

6 landfills

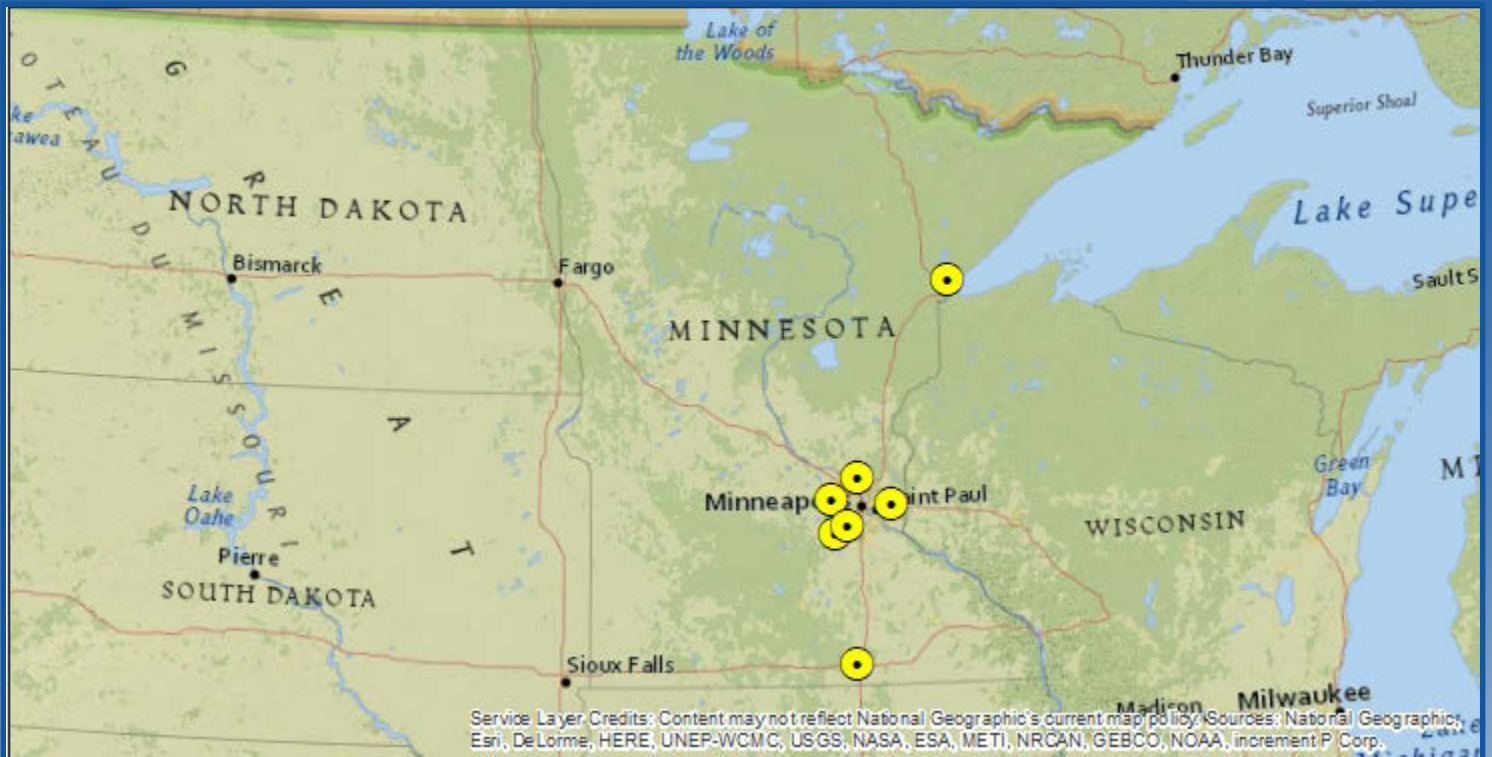
Project Type

Project Size

-LFG Flared

2.83 mmscfd ^b

Location of Records Verified and/or Projects Operating in 2018



- a. Partner verified 1 project and 6 landfills in 2018. The number of records verified may not equal the number of projects/landfills the Partner was affiliated with in 2018.
- b. Project sizes in MW and mmscfd may reflect a combination of verified and non-verified data. The MW values reflect either current generation when known or rated capacity otherwise.



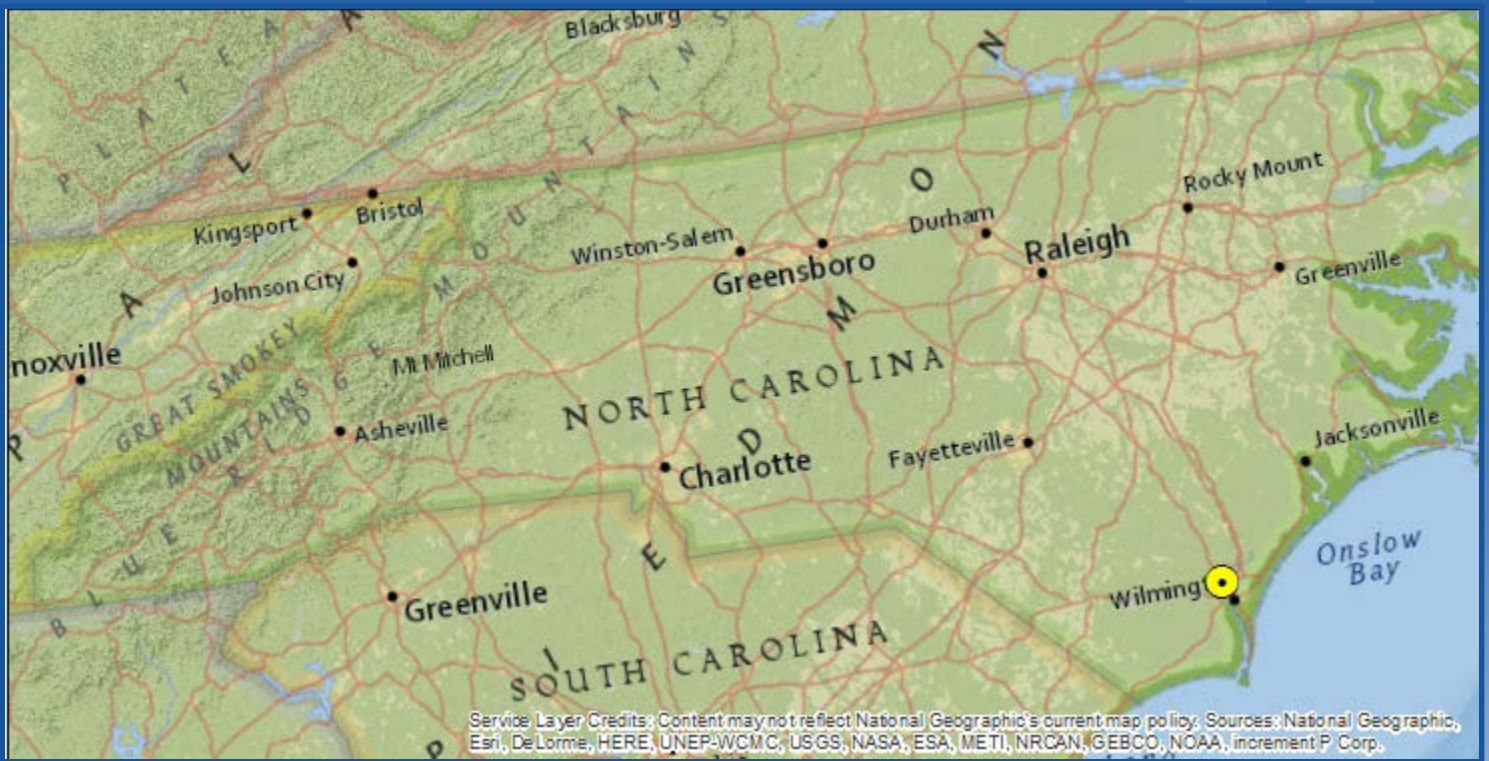
NEW HANOVER COUNTY DEPT. OF ENV. MGMT., NC

LMOP Partner Since
Partner Type

1999
Community

Partner is not affiliated with a project that was operational during 2018 nor with a landfill that was flaring during 2018

Location of Records Verified and/or Projects Operating in 2018



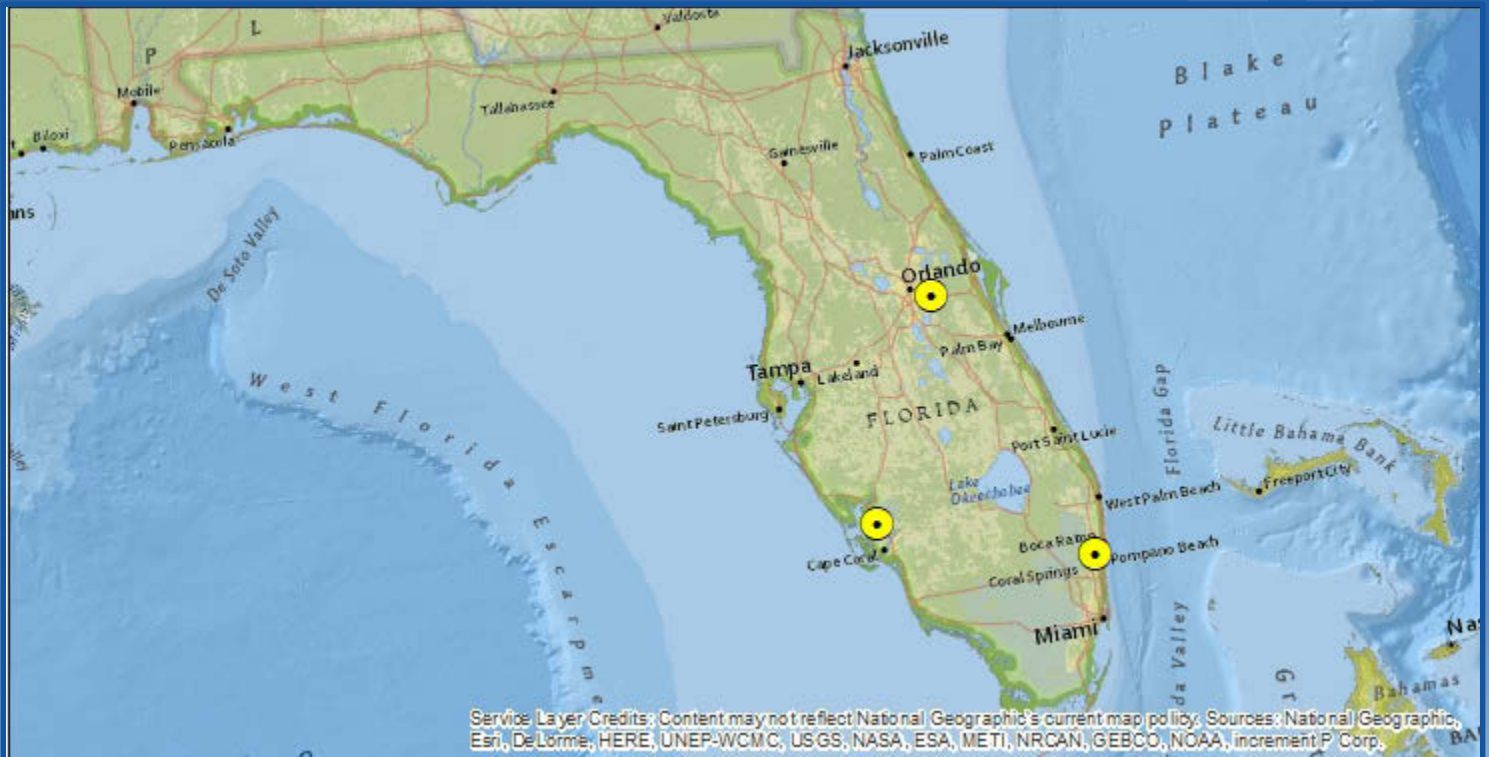
- a. Partner verified 1 project in 2018. The number of records verified may not equal the number of projects/landfills the Partner was affiliated with in 2018.
- b. Project sizes in MW and mmscfd may reflect a combination of verified and non-verified data. The MW values reflect either current generation when known or rated capacity otherwise.



ORLANDO UTILITIES COMMISSION (OUC)

LMOP Partner Since	1994
Partner Type	Energy
No. of Projects Operating in 2018 ^a	3 projects
<i>Project Type</i>	<i>Project Size</i>
<i>-Electricity Generation</i>	15.8 MW ^b

Location of Records Verified and/or Projects Operating in 2018



- a. Partner verified 1 project in 2018. The number of records verified may not equal the number of projects/landfills the Partner was affiliated with in 2018.
- b. Project sizes in MW and mmscfd may reflect a combination of verified and non-verified data. The MW values reflect either current generation when known or rated capacity otherwise.



PEI POWER

LMOP Partner Since

1997

Partner Type

Energy

No. of Projects Operating in 2018 ^a

2 projects

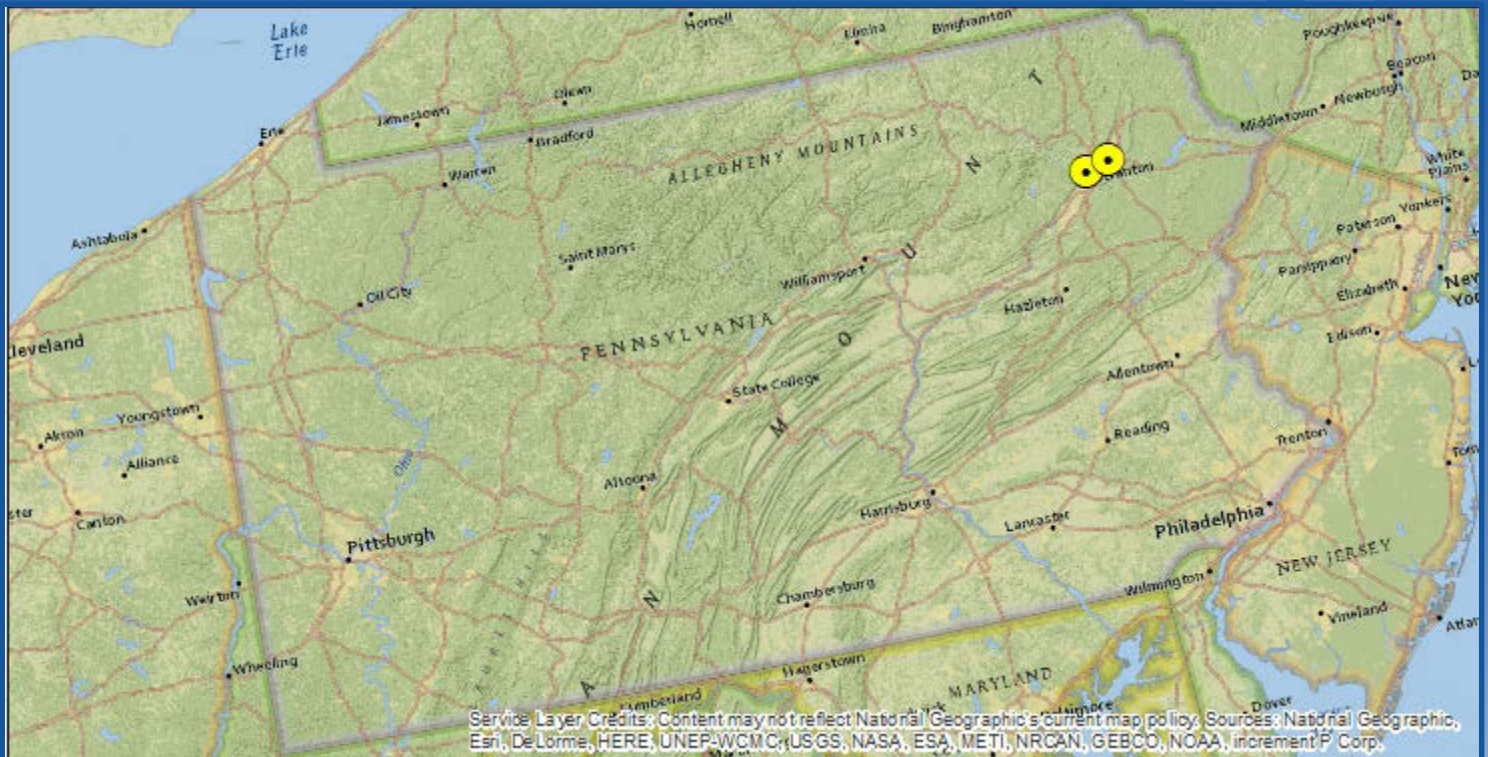
Project Type

Project Size

-Electricity Generation

16.2 MW ^b

Location of Records Verified and/or Projects Operating in 2018



- a. Partner verified 1 project in 2018. The number of records verified may not equal the number of projects/landfills the Partner was affiliated with in 2018.
- b. Project sizes in MW and mmscfd may reflect a combination of verified and non-verified data. The MW values reflect either current generation when known or rated capacity otherwise.



PEPSICO, INC.

LMOP Partner Since

2006

Partner Type

Energy

No. of Projects Operating in 2018 ^a

2 projects

Project Type

Project Size

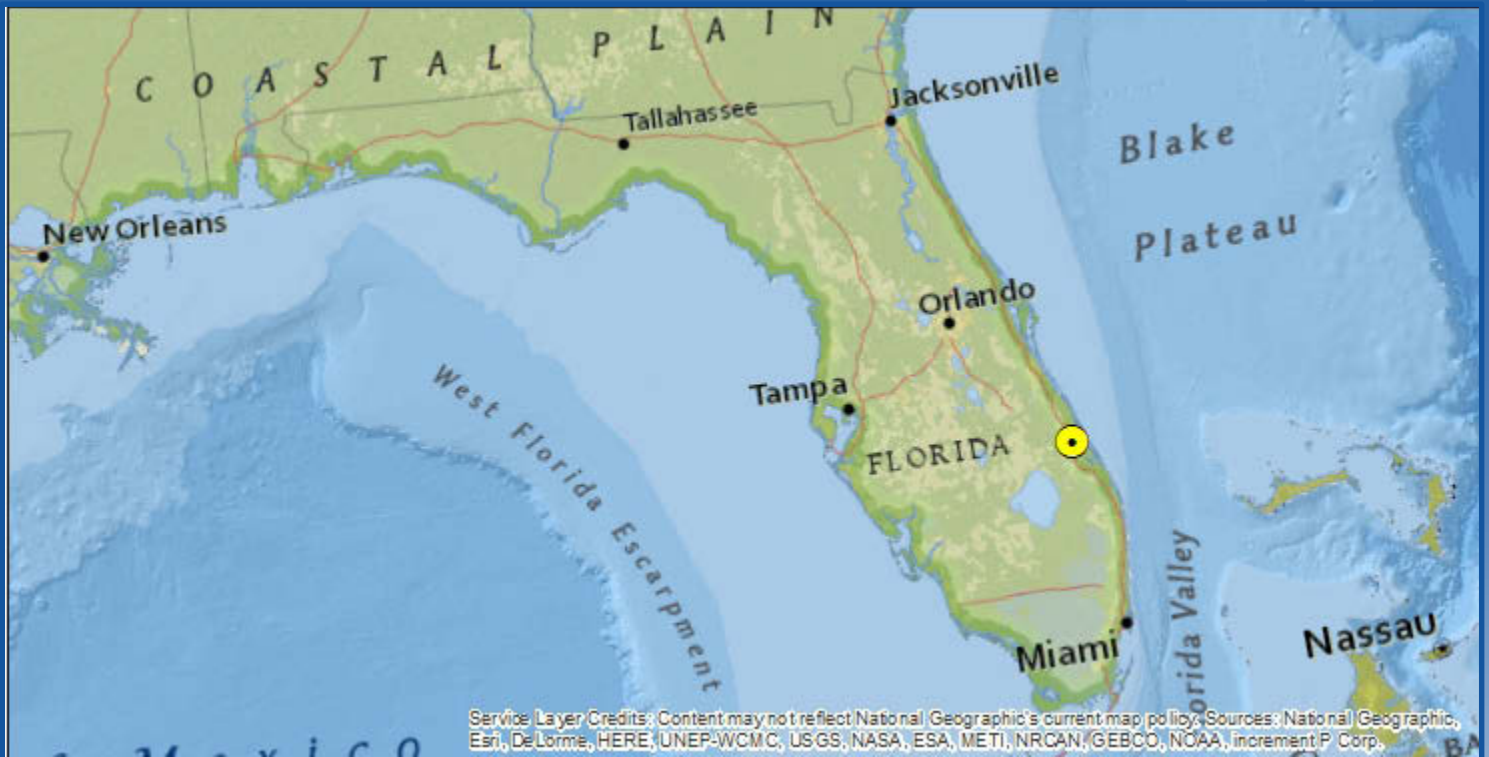
-Electricity Generation

1.0 MW ^b

-Direct-Use (Medium-Btu)

0.22 mmscfd LFG ^b

Location of Records Verified and/or Projects Operating in 2018



- a. Partner verified 2 projects in 2018. The number of records verified may not equal the number of projects/landfills the Partner was affiliated with in 2018.
- b. Project sizes in MW and mmscfd may reflect a combination of verified and non-verified data. The MW values reflect either current generation when known or rated capacity otherwise.



PRINCE GEORGE'S COUNTY, MD

LMOP Partner Since

1998

Partner Type

Community

No. of Projects Operating in 2018 ^a

3 projects

Project Type

Project Size

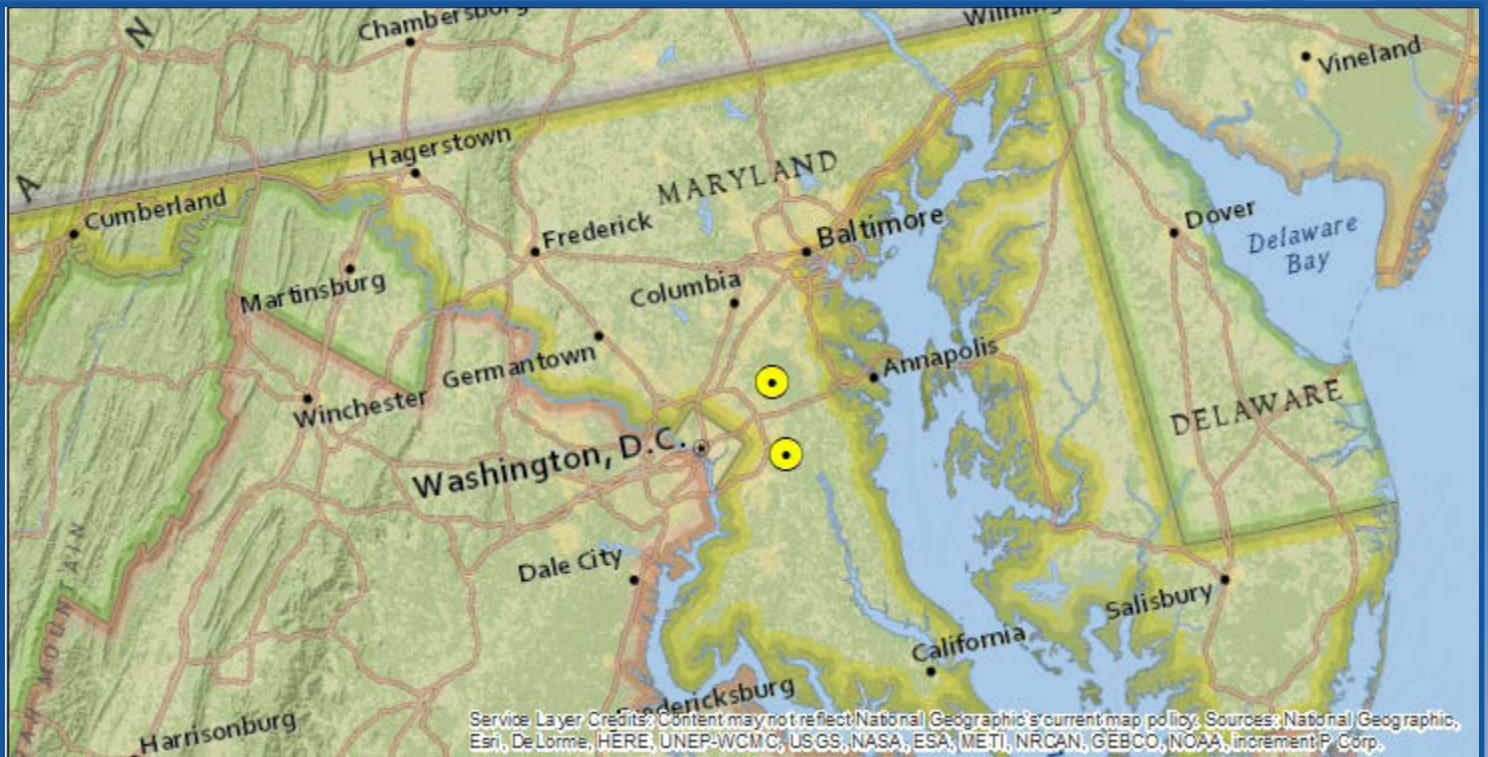
-Electricity Generation

3.5 MW ^b

-Direct-Use (Medium-Btu)

1.73 mmscfd LFG ^b

Location of Records Verified and/or Projects Operating in 2018



- Partner verified 2 projects in 2018. The number of records verified may not equal the number of projects/landfills the Partner was affiliated with in 2018.
- Project sizes in MW and mmscfd may reflect a combination of verified and non-verified data. The MW values reflect either current generation when known or rated capacity otherwise.



PRINCE WILLIAM COUNTY, VA

LMOP Partner Since

2006

Partner Type

Community

No. of Projects Operating in 2018 ^a

3 projects

Project Type

Project Size

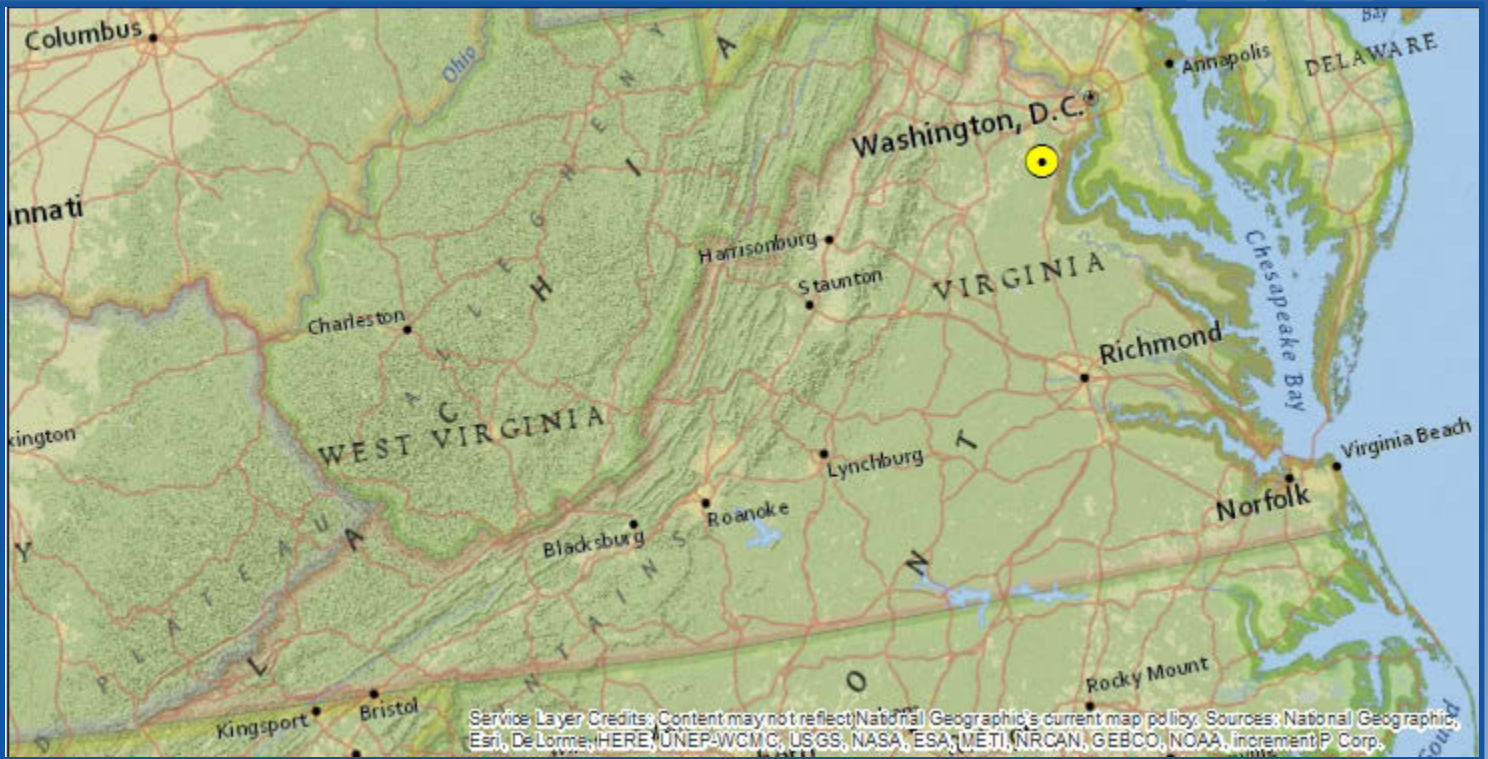
-Electricity Generation

6.7 MW ^b

-Direct-Use (Medium-Btu)

0.21 mmscfd LFG ^b

Location of Records Verified and/or Projects Operating in 2018



- a. Partner verified 3 projects in 2018. The number of records verified may not equal the number of projects/landfills the Partner was affiliated with in 2018.
- b. Project sizes in MW and mmscfd may reflect a combination of verified and non-verified data. The MW values reflect either current generation when known or rated capacity otherwise.



REPUBLIC SERVICES, INC.

LMOP Partner Since

2003

Partner Type

Industry

No. of Projects Operating in 2018 ^a

79 projects

Project Type

Project Size

-Electricity Generation

345.9 MW ^b

-Direct-Use (Medium-Btu)

35.6 mmscfd LFG ^b

-Renewable Natural Gas

49.8 mmscfd LFG ^b

Location of Records Verified and/or Projects Operating in 2018



- a. Partner verified 51 projects and 2 landfills in 2018. The number of records verified may not equal the number of projects/landfills the Partner was affiliated with in 2018.
- b. Project sizes in MW and mmscfd may reflect a combination of verified and non-verified data. The MW values reflect either current generation when known or rated capacity otherwise.



SALINAS VALLEY SOLID WASTE AUTHORITY, CA

LMOP Partner Since

2002

Partner Type

Community

No. of Projects Operating in 2018 ^a

1 project

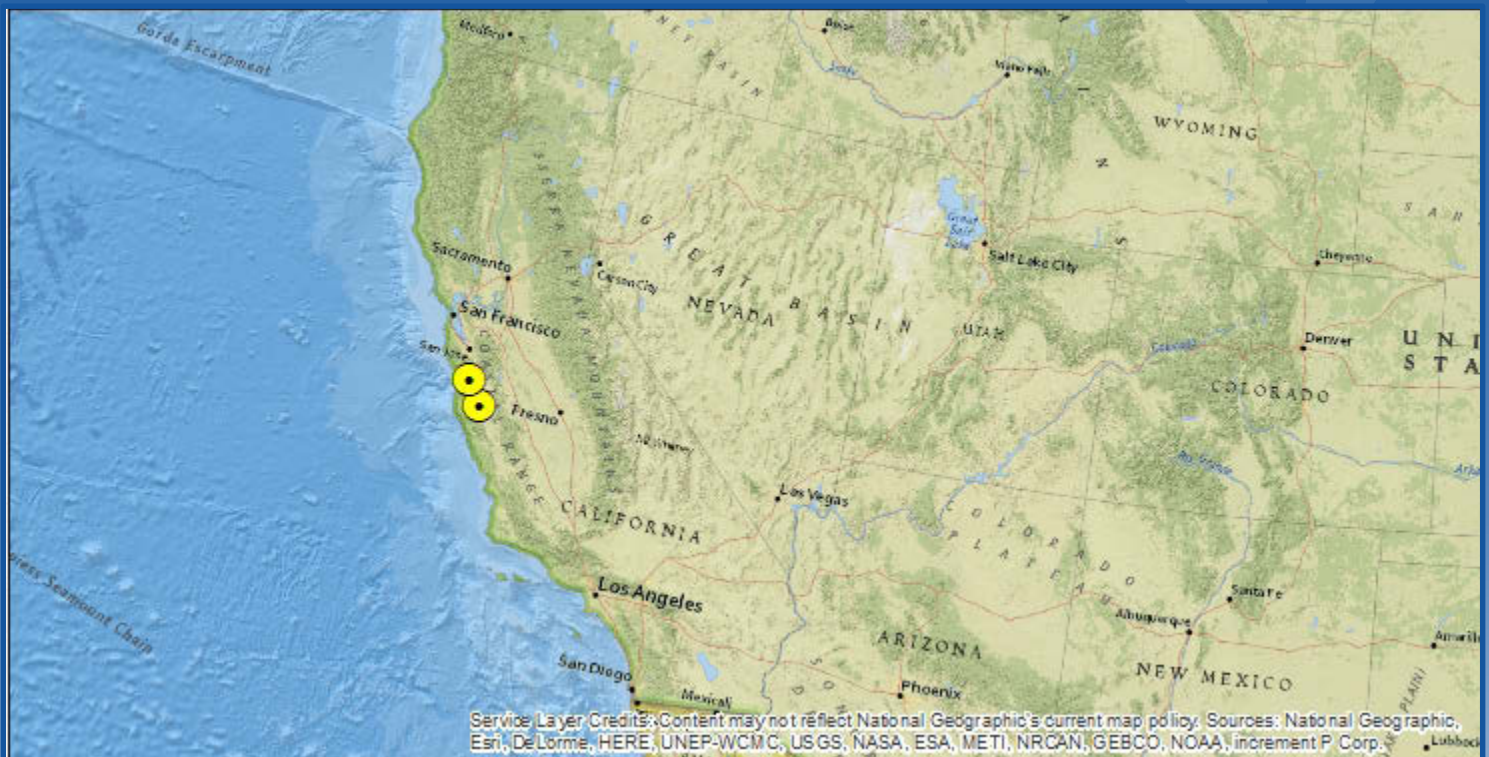
Project Type

Project Size

-Electricity Generation

1.4 MW ^b

Location of Records Verified and/or Projects Operating in 2018



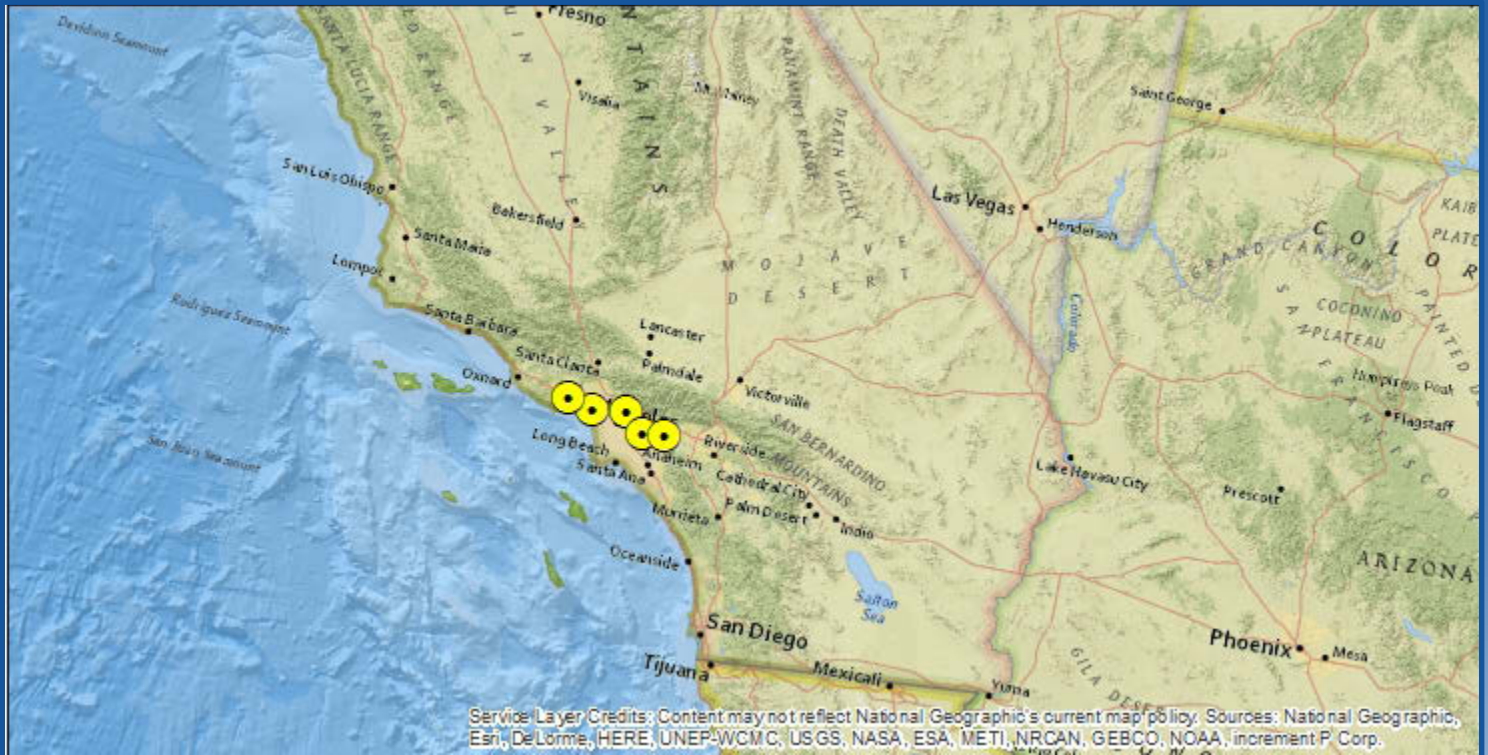
- a. Partner verified 1 project and 1 landfill in 2018. The number of records verified may not equal the number of projects/landfills the Partner was affiliated with in 2018.
- b. Project sizes in MW and mmscfd may reflect a combination of verified and non-verified data. The MW values reflect either current generation when known or rated capacity otherwise.



SANITATION DISTRICTS OF LOS ANGELES COUNTY, CA

LMOP Partner Since	1998
Partner Type	Community
No. of Projects Operating in 2018 ^a	3 projects
Project Type	Project Size
-Electricity Generation	37.8 MW ^b

Location of Records Verified and/or Projects Operating in 2018



- a. Partner verified 5 projects and 1 landfill in 2018. The number of records verified may not equal the number of projects/landfills the Partner was affiliated with in 2018.
- b. Project sizes in MW and mmscf/d may reflect a combination of verified and non-verified data. The MW values reflect either current generation when known or rated capacity otherwise.



SANTA CRUZ COUNTY, AZ

LMOP Partner Since

2007

Partner Type

Community

No. of Landfills Flaring in 2018 ^a

1 landfill

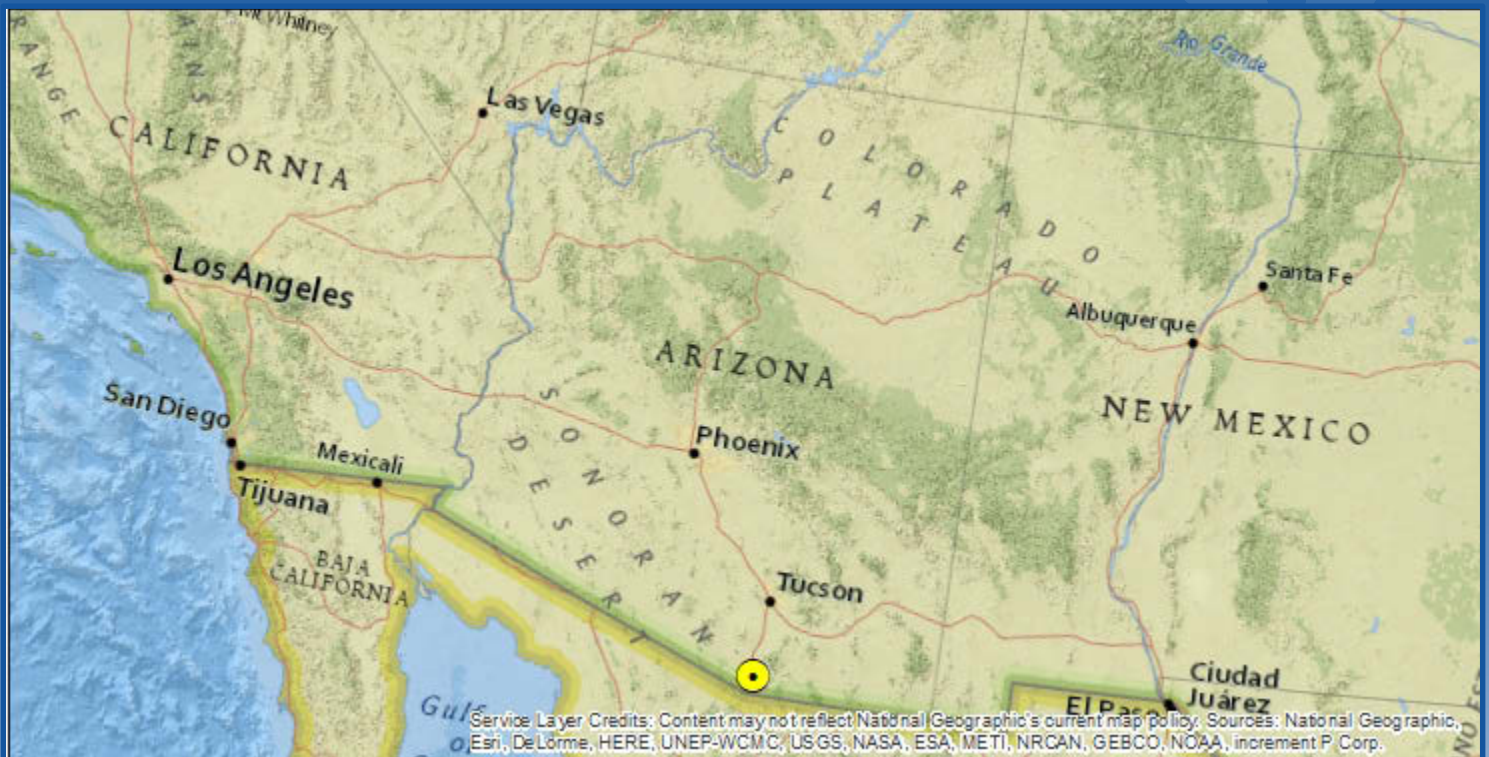
Project Type

Project Size

-LFG Flared

0.36 mmscfd ^b

Location of Records Verified and/or Projects Operating in 2018



- Partner verified 1 landfill in 2018. The number of records verified may not equal the number of projects/landfills the Partner was affiliated with in 2018.
- Project sizes in MW and mmscfd may reflect a combination of verified and non-verified data. The MW values reflect either current generation when known or rated capacity otherwise.



SANTEE COOPER

LMOP Partner Since

2002

Partner Type

Community

No. of Projects Operating in 2018 ^a

6 projects

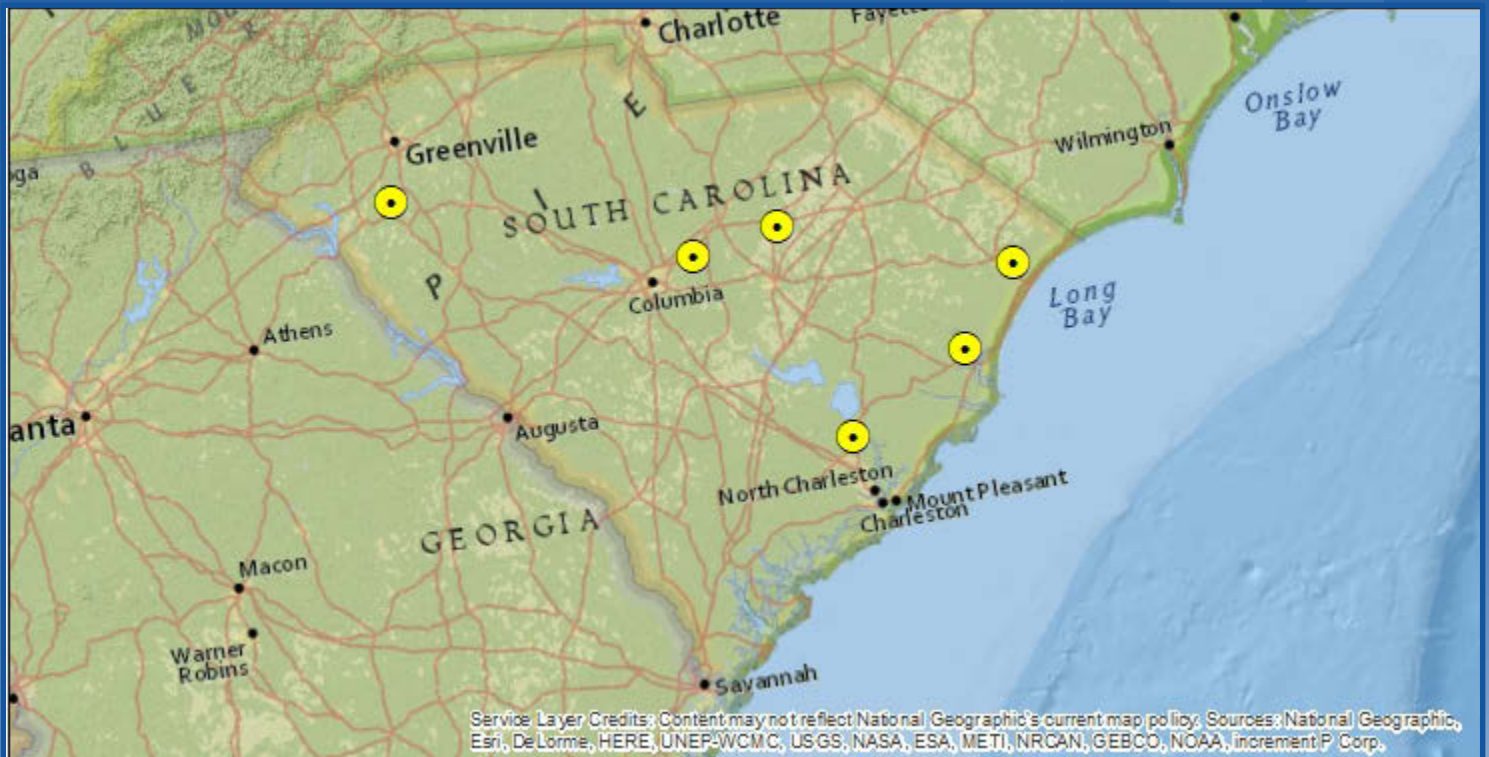
Project Type

Project Size

-Electricity Generation

13.8 MW ^b

Location of Records Verified and/or Projects Operating in 2018



- Partner verified 4 projects in 2018. The number of records verified may not equal the number of projects/landfills the Partner was affiliated with in 2018.
- Project sizes in MW and mmscfd may reflect a combination of verified and non-verified data. The MW values reflect either current generation when known or rated capacity otherwise.



SARASOTA COUNTY, FL

LMOP Partner Since

2005

Partner Type

Community

No. of Projects Operating in 2018 ^a

1 project

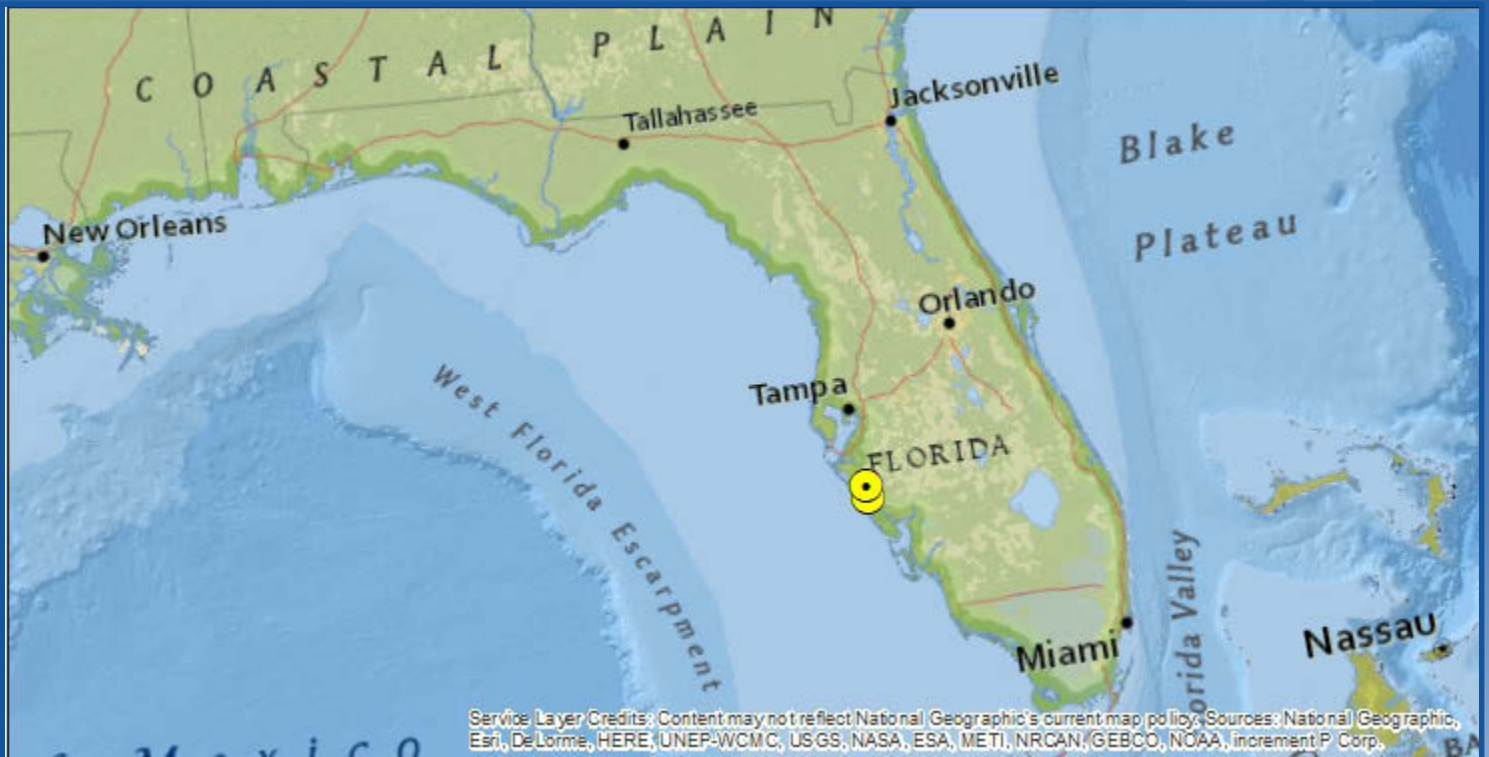
Project Type

Project Size

-Electricity Generation

4.0 MW ^b

Location of Records Verified and/or Projects Operating in 2018



Service Layer Credits: Content may not reflect National Geographic's current map policy. Sources: National Geographic, Esri, DeLorme, HERE, UNEP-WCMC, USGS, NASA, ESA, METI, NRCAN, GEBCO, NOAA, increment P Corp.

- a. Partner verified 1 project and 1 landfill in 2018. The number of records verified may not equal the number of projects/landfills the Partner was affiliated with in 2018.
- b. Project sizes in MW and mmscfd may reflect a combination of verified and non-verified data. The MW values reflect either current generation when known or rated capacity otherwise.



SARPY COUNTY, NE

LMOP Partner Since

2014

Partner Type

Community

No. of Projects Operating in 2018 ^a

1 project

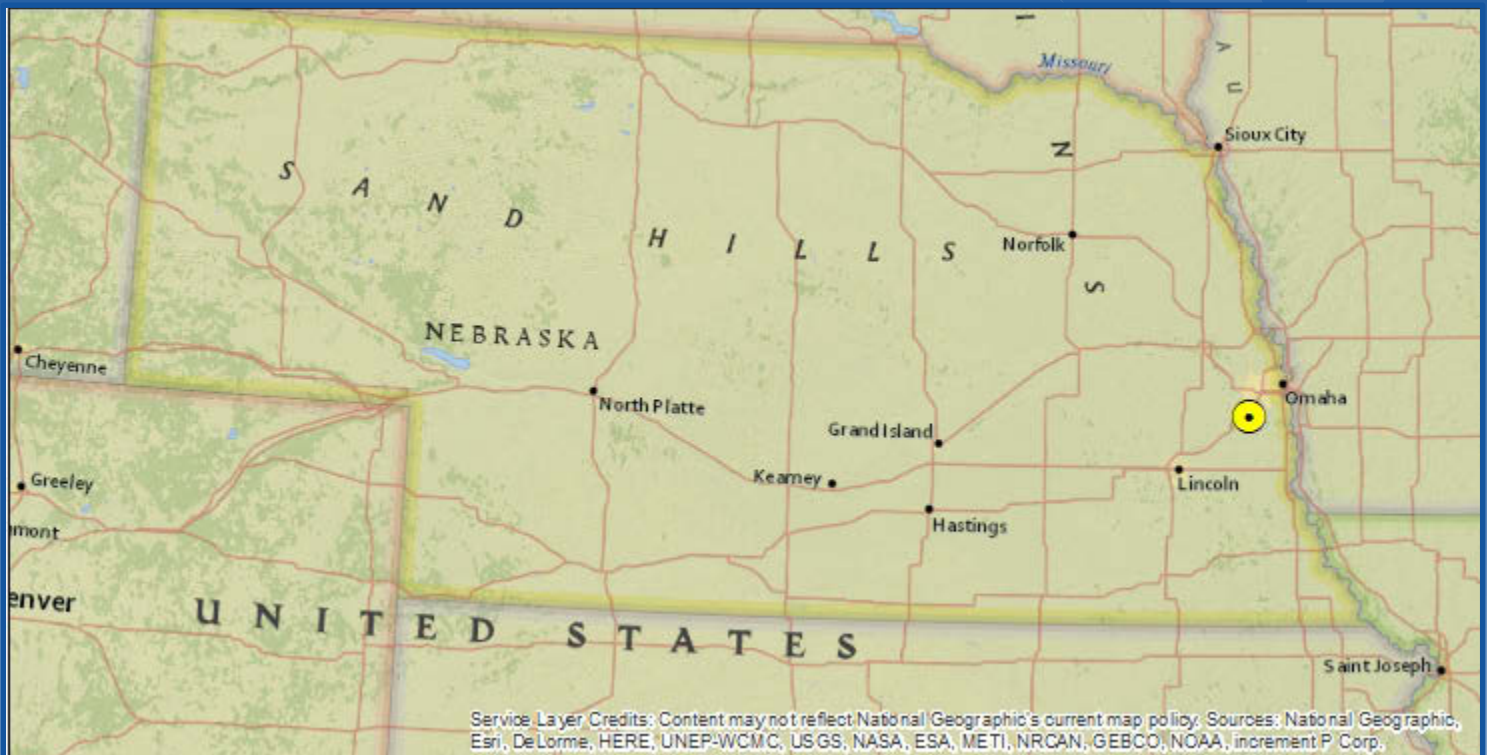
Project Type

Project Size

-Renewable Natural Gas

2.16 mmscfd LFG ^b

Location of Records Verified and/or Projects Operating in 2018



- a. Partner verified 1 project in 2018. The number of records verified may not equal the number of projects/landfills the Partner was affiliated with in 2018.
- b. Project sizes in MW and mmscfd may reflect a combination of verified and non-verified data. The MW values reflect either current generation when known or rated capacity otherwise.



SCS ENGINEERS

LMOP Partner Since

1995

Partner Type

Industry

No. of Projects Operating in 2018 ^a

57 projects

Project Type

Project Size

-Electricity Generation

163 MW ^b

-Direct-Use (Medium-Btu)

5.7 mmscfd LFG ^b

-Renewable Natural Gas

25.0 mmscfd LFG ^b

Location of Records Verified and/or Projects Operating in 2018



- Partner verified 7 projects in 2018. The number of records verified may not equal the number of projects/landfills the Partner was affiliated with in 2018.
- Project sizes in MW and mmscfd may reflect a combination of verified and non-verified data. The MW values reflect either current generation when known or rated capacity otherwise.



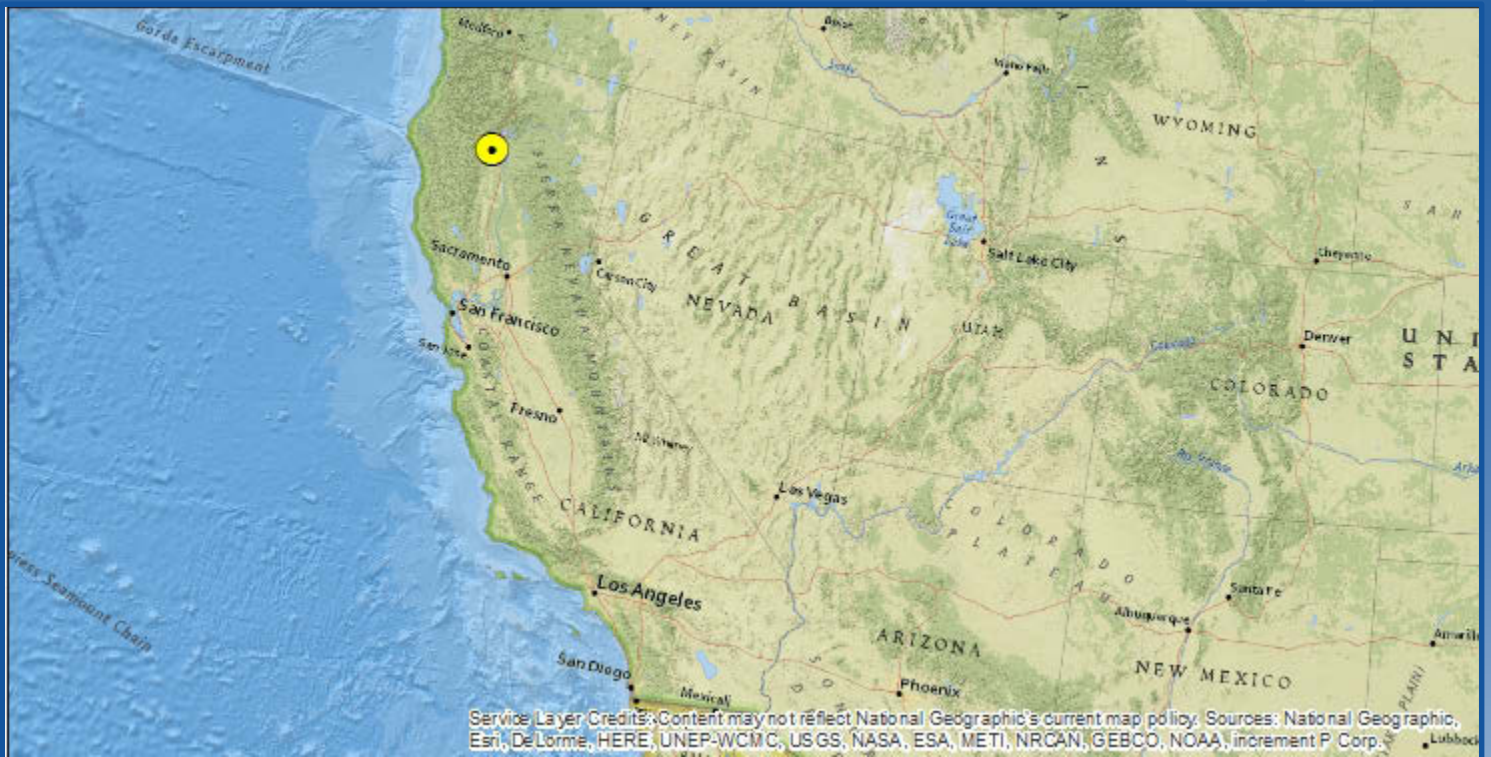
SHASTA COUNTY, CA

LMOP Partner Since
Partner Type

2009
Community

Partner is not affiliated with a project that was operational during 2018 nor with a landfill that was flaring during 2018

Location of Records Verified and/or Projects Operating in 2018



- Partner verified 1 project in 2018. The number of records verified may not equal the number of projects/landfills the Partner was affiliated with in 2018.
- Project sizes in MW and mmscfd may reflect a combination of verified and non-verified data. The MW values reflect either current generation when known or rated capacity otherwise.



SOLID WASTE AUTHORITY OF CENTRAL OHIO, OH

LMOP Partner Since 2015

Partner Type Community

No. of Projects Operating in 2018 ^a 1 project

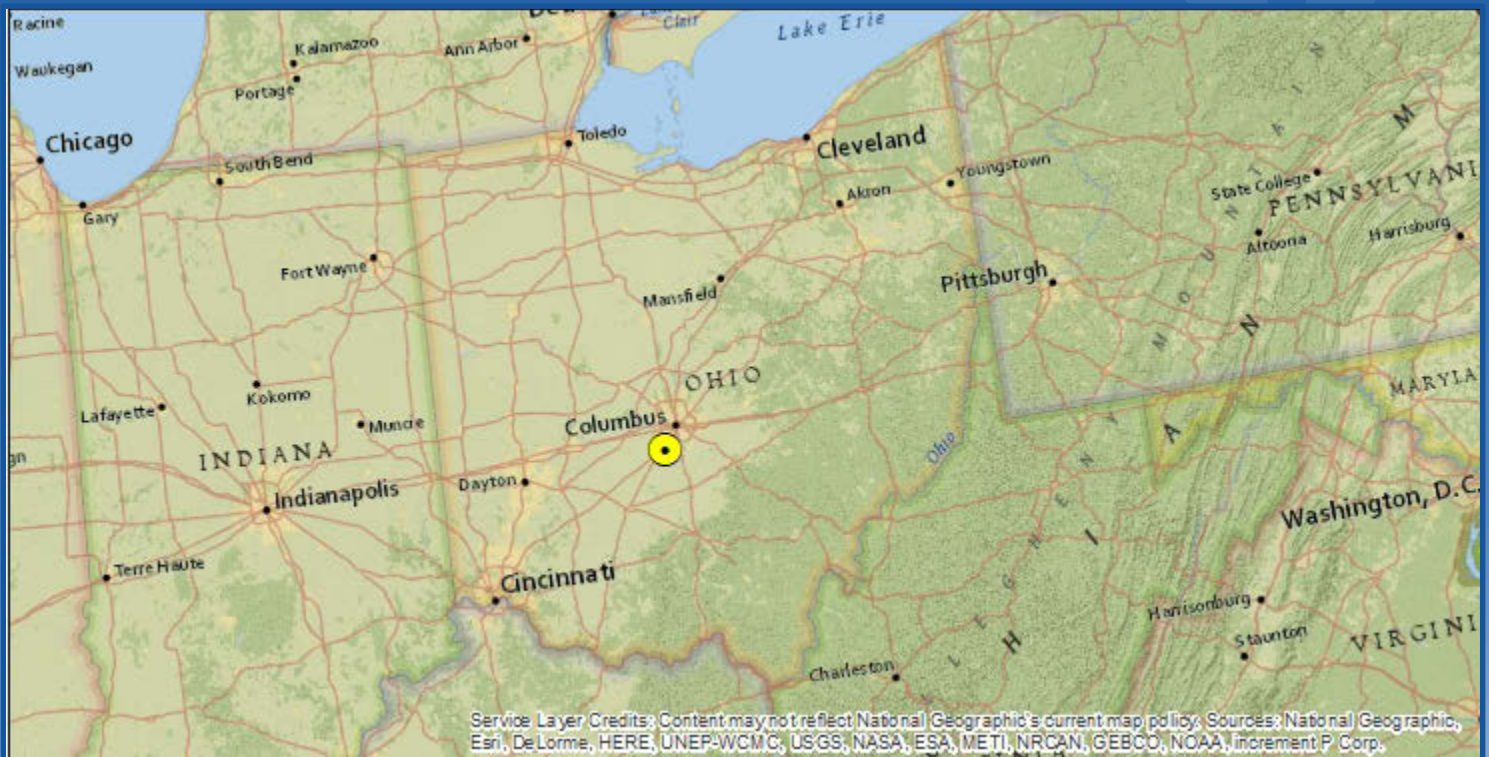
Project Type

-Renewable Natural Gas

Project Size

7.8 mmscfd LFG ^b

Location of Records Verified and/or Projects Operating in 2018



- Partner verified 1 project in 2018. The number of records verified may not equal the number of projects/landfills the Partner was affiliated with in 2018.
- Project sizes in MW and mmscfd may reflect a combination of verified and non-verified data. The MW values reflect either current generation when known or rated capacity otherwise.



SOUTHEAST BERRIEN COUNTY LANDFILL

LMOP Partner Since

2001

Partner Type

Community

No. of Projects Operating in 2018 ^a

1 project

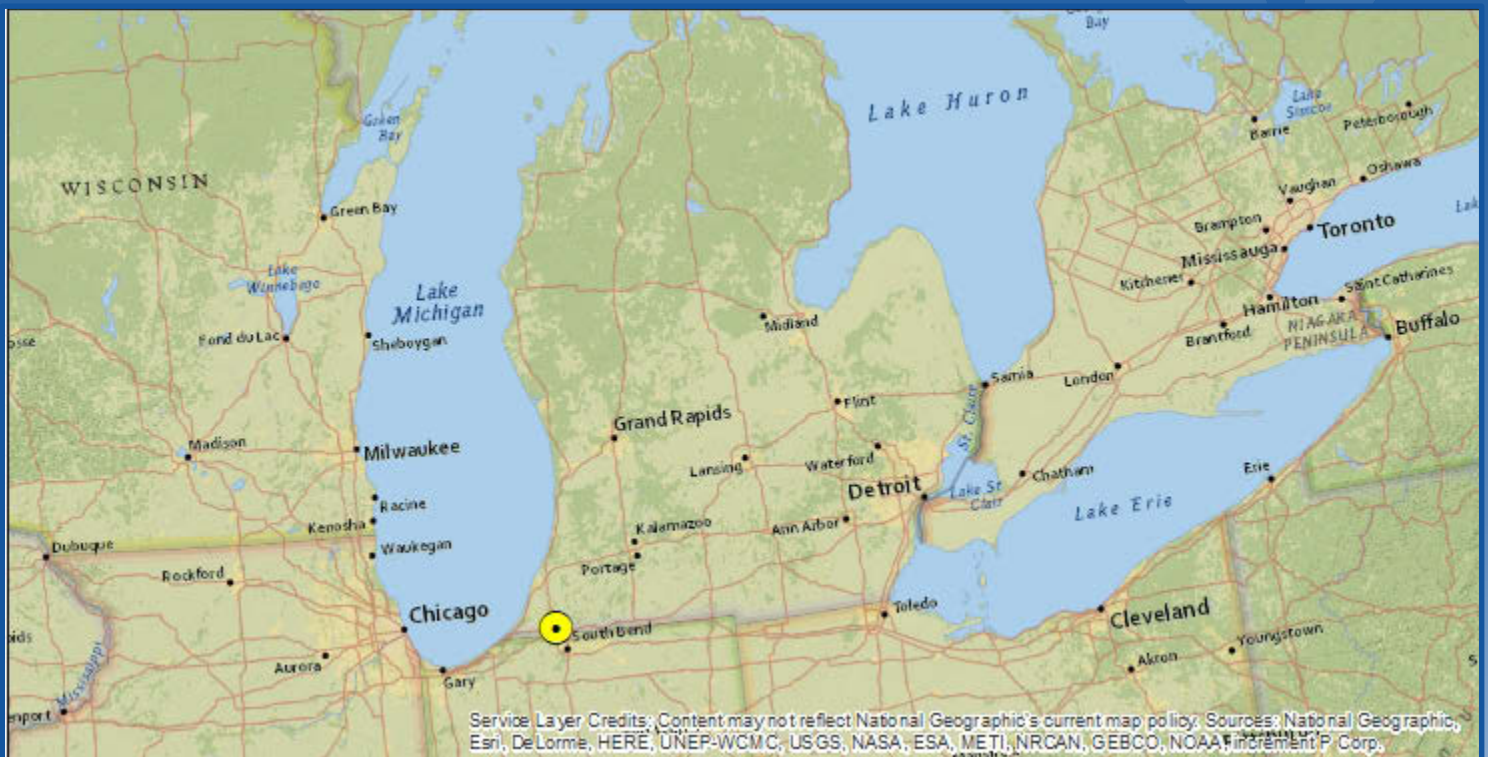
Project Type

Project Size

-Electricity Generation

3.0 MW ^b

Location of Records Verified and/or Projects Operating in 2018



- a. Partner verified 1 project in 2018. The number of records verified may not equal the number of projects/landfills the Partner was affiliated with in 2018.
- b. Project sizes in MW and mmscfd may reflect a combination of verified and non-verified data. The MW values reflect either current generation when known or rated capacity otherwise.



SOUTHEASTERN CHESTER CO. REFUSE AUTHORITY (SECCRA), PA

LMOP Partner Since

2007

Partner Type

Community

No. of Projects Operating in 2018 ^a

1 project

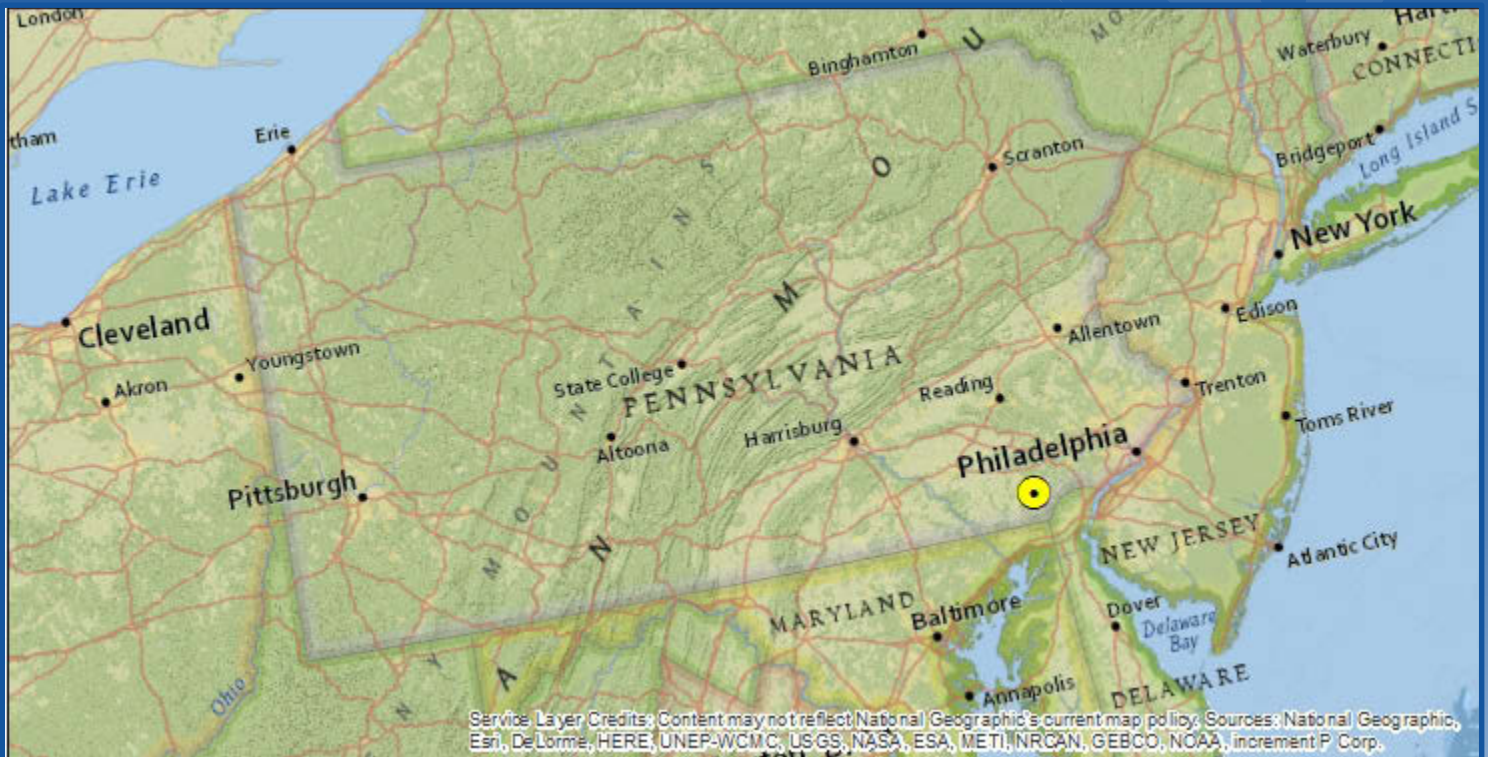
Project Type

Project Size

-Electricity Generation

1.2 MW ^b

Location of Records Verified and/or Projects Operating in 2018



- a. Partner verified 1 project in 2018. The number of records verified may not equal the number of projects/landfills the Partner was affiliated with in 2018.
- b. Project sizes in MW and mmscfd may reflect a combination of verified and non-verified data. The MW values reflect either current generation when known or rated capacity otherwise.



SOUTHERN OKLAHOMA REGIONAL DISPOSAL, INC., OK

LMOP Partner Since

2007

Partner Type

Community

No. of Projects Operating in 2018 ^a

1 project

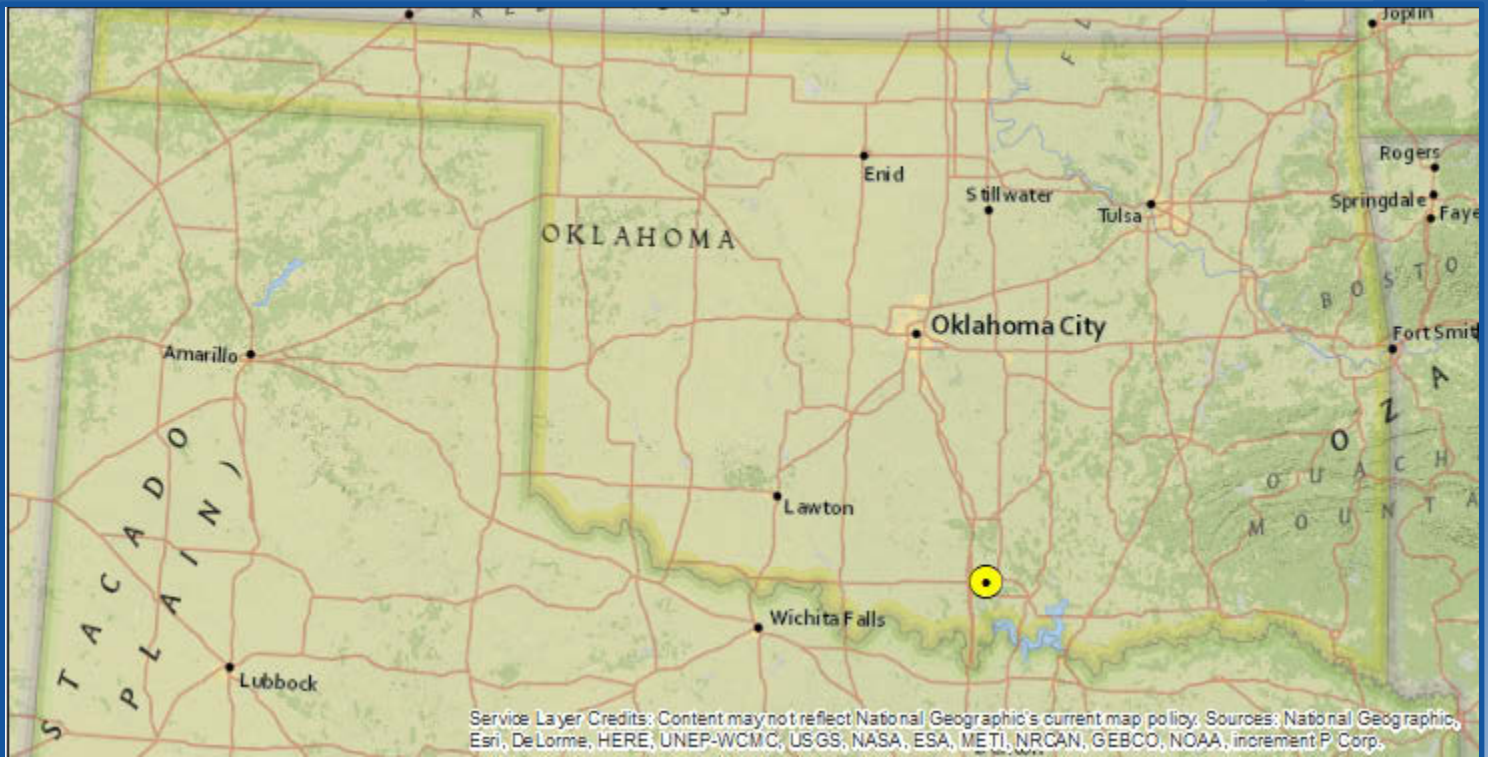
Project Type

Project Size

-Renewable Natural Gas

1.09 mmscfd LFG ^b

Location of Records Verified and/or Projects Operating in 2018



Service Layer Credits: Content may not reflect National Geographic's current map policy. Sources: National Geographic, Esri, DeLorme, HERE, UNEP-WCMC, USGS, NASA, ESA, METI, NRCAN, GEBCO, NOAA, increment P Corp.

- a. Partner verified 1 project in 2018. The number of records verified may not equal the number of projects/landfills the Partner was affiliated with in 2018.
- b. Project sizes in MW and mmscfd may reflect a combination of verified and non-verified data. The MW values reflect either current generation when known or rated capacity otherwise.



SPOTSYLVANIA COUNTY, VA

LMOP Partner Since

2010

Partner Type

Community

No. of Landfills Flaring in 2018 ^a

1 landfill

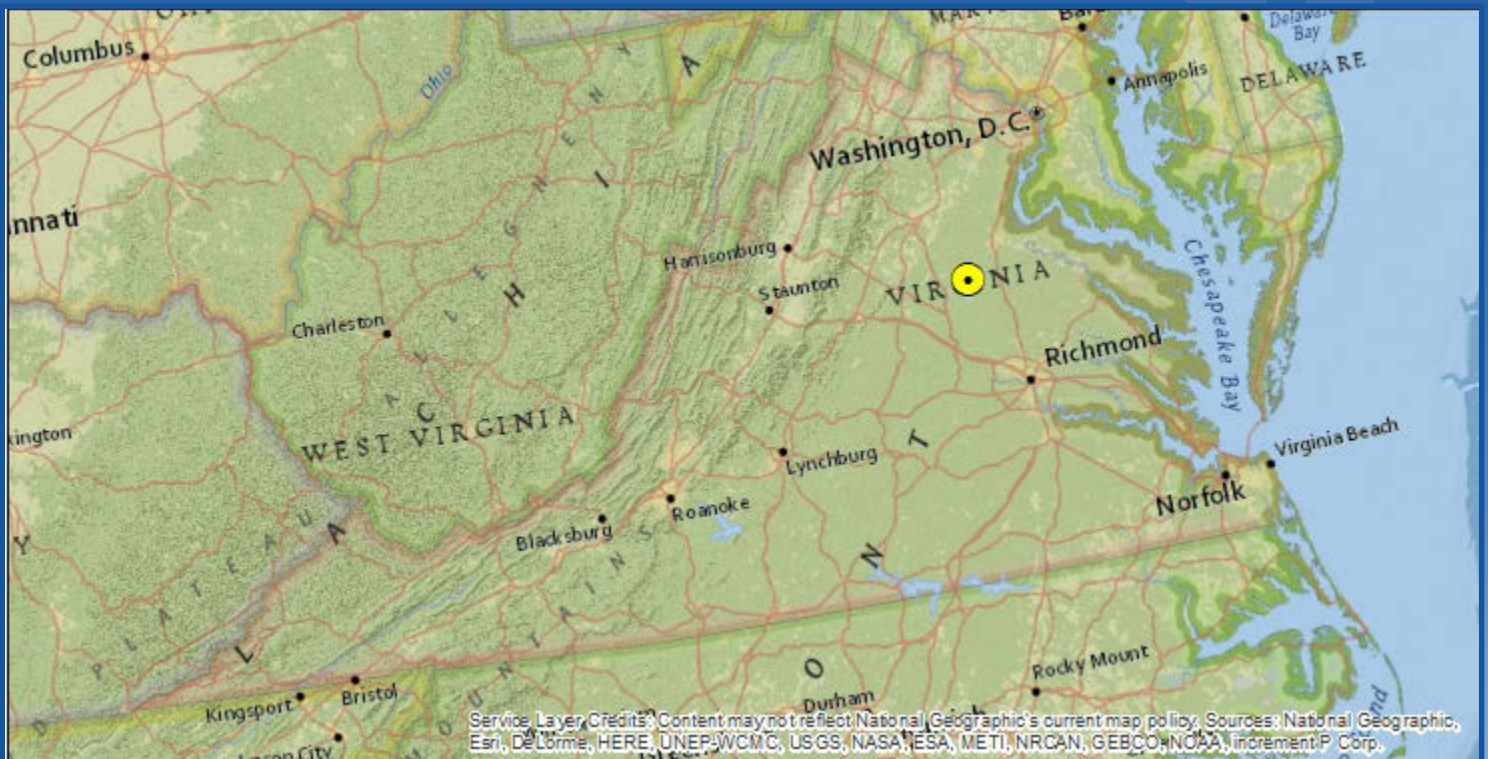
Project Type

Project Size

-LFG Flared

0.11 mmscfd ^b

Location of Records Verified and/or Projects Operating in 2018



- Partner verified 1 landfill in 2018. The number of records verified may not equal the number of projects/landfills the Partner was affiliated with in 2018.
- Project sizes in MW and mmscfd may reflect a combination of verified and non-verified data. The MW values reflect either current generation when known or rated capacity otherwise.



TENNESSEE VALLEY AUTHORITY (TVA)

LMOP Partner Since

1998

Partner Type

Energy

No. of Projects Operating in 2018 ^a

13 projects

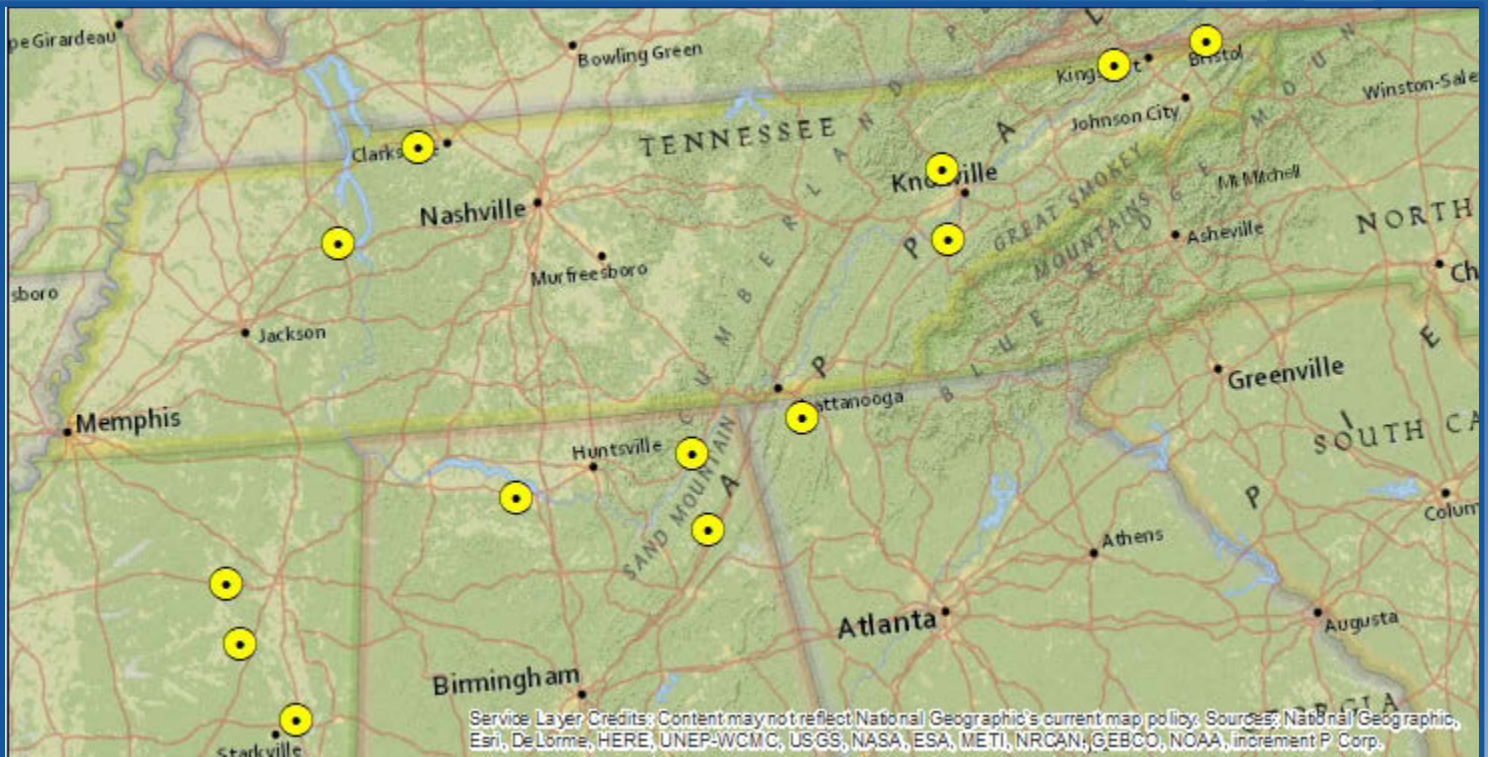
Project Type

Project Size

-Electricity Generation

24.8 MW ^b

Location of Records Verified and/or Projects Operating in 2018



- a. Partner verified 7 projects in 2018. The number of records verified may not equal the number of projects/landfills the Partner was affiliated with in 2018.
- b. Project sizes in MW and mmscfd may reflect a combination of verified and non-verified data. The MW values reflect either current generation when known or rated capacity otherwise.



TOWN OF WINDSOR, CT

LMOP Partner Since

Partner Type

No. of Landfills Flaring in 2018 ^a

Project Type

-LFG Flared

1998

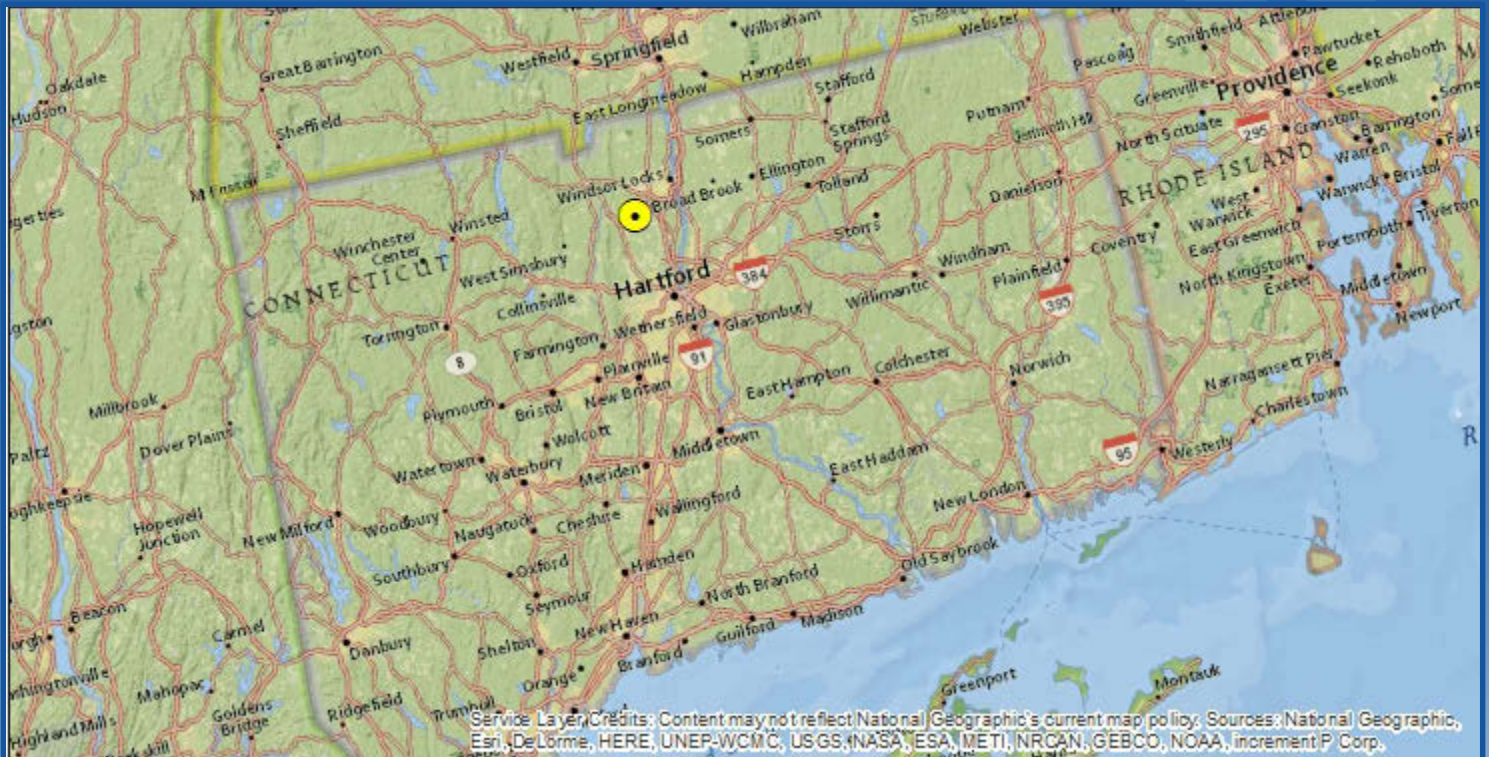
Community

1 landfill

Project Size

0.52 mmscfd ^b

Location of Records Verified and/or Projects Operating in 2018



- a. Partner verified 1 landfill in 2018. The number of records verified may not equal the number of projects/landfills the Partner was affiliated with in 2018.
- b. Project sizes in MW and mmscfd may reflect a combination of verified and non-verified data. The MW values reflect either current generation when known or rated capacity otherwise.



TRANS-JORDAN CITIES, UT

LMOP Partner Since

2003

Partner Type

Community

No. of Projects Operating in 2018 ^a

1 project

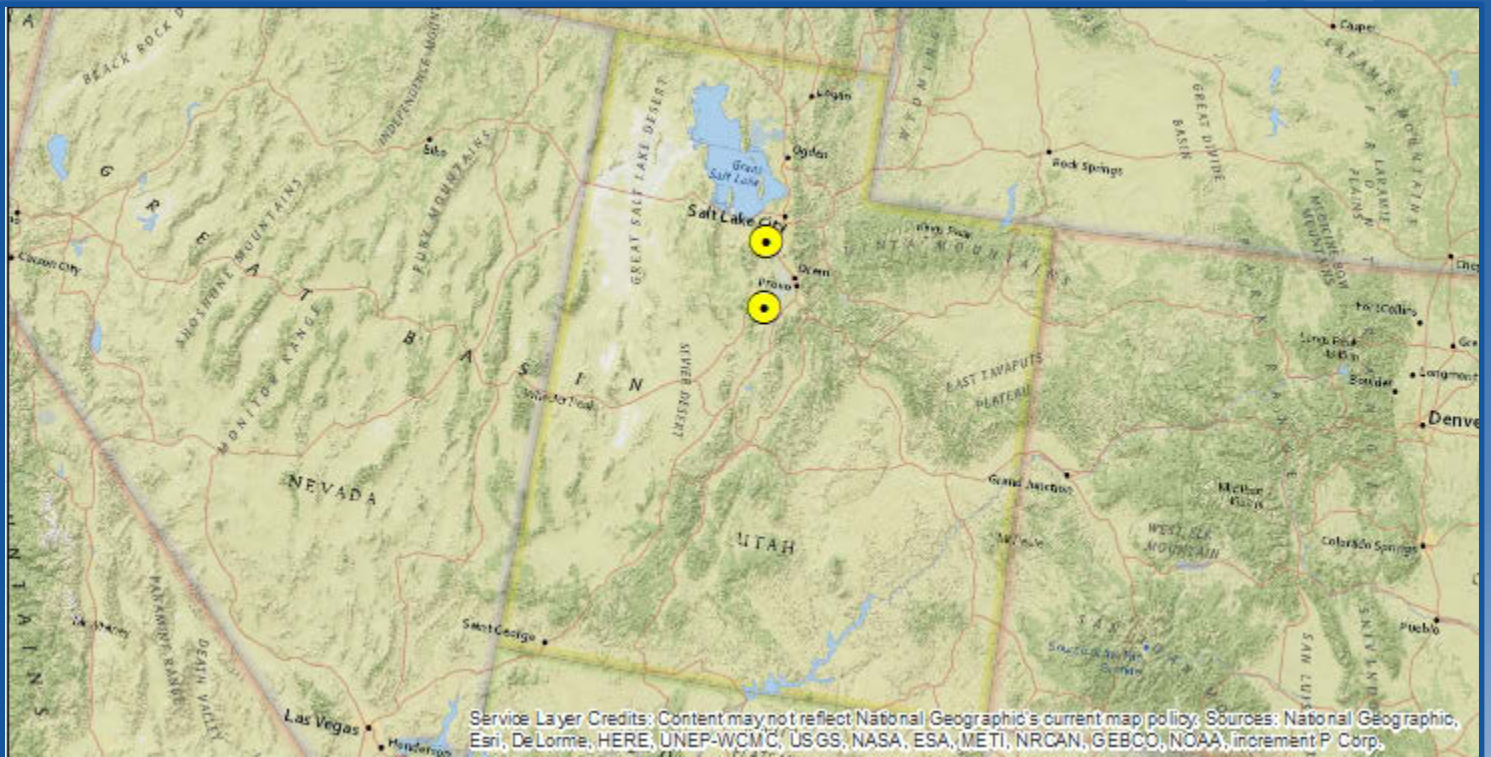
Project Type

Project Size

-Electricity Generation

4.8 MW ^b

Location of Records Verified and/or Projects Operating in 2018



- Partner verified 1 project in 2018. The number of records verified may not equal the number of projects/landfills the Partner was affiliated with in 2018.
- Project sizes in MW and mmscfd may reflect a combination of verified and non-verified data. The MW values reflect either current generation when known or rated capacity otherwise.



UNIVERSITY OF IOWA

LMOP Partner Since

2011

Partner Type

Energy

No. of Landfills Flaring in 2018 ^a

1 landfill

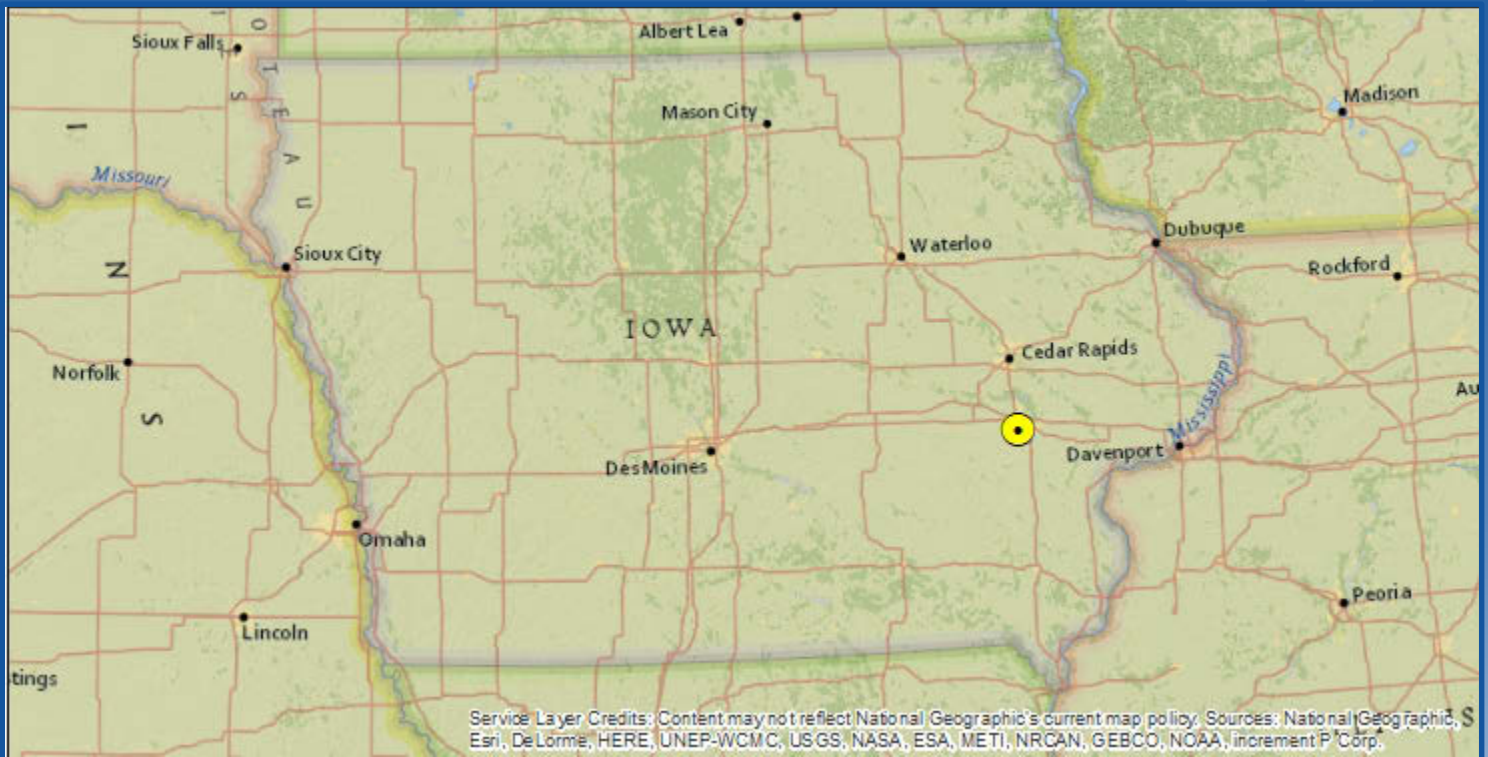
Project Type

Project Size

-LFG Flared

1.25 mmscfd ^b

Location of Records Verified and/or Projects Operating in 2018



- a. Partner verified 1 landfill in 2018. The number of records verified may not equal the number of projects/landfills the Partner was affiliated with in 2018.
- b. Project sizes in MW and mmscfd may reflect a combination of verified and non-verified data. The MW values reflect either current generation when known or rated capacity otherwise.



VOGEL DISPOSAL SERVICE, INC.

LMOP Partner Since 2012

Partner Type Industry

No. of Projects Operating in 2018 ^a 4 projects

Project Type

-Electricity Generation

-Direct-Use (Medium-Btu)

-Renewable Natural Gas

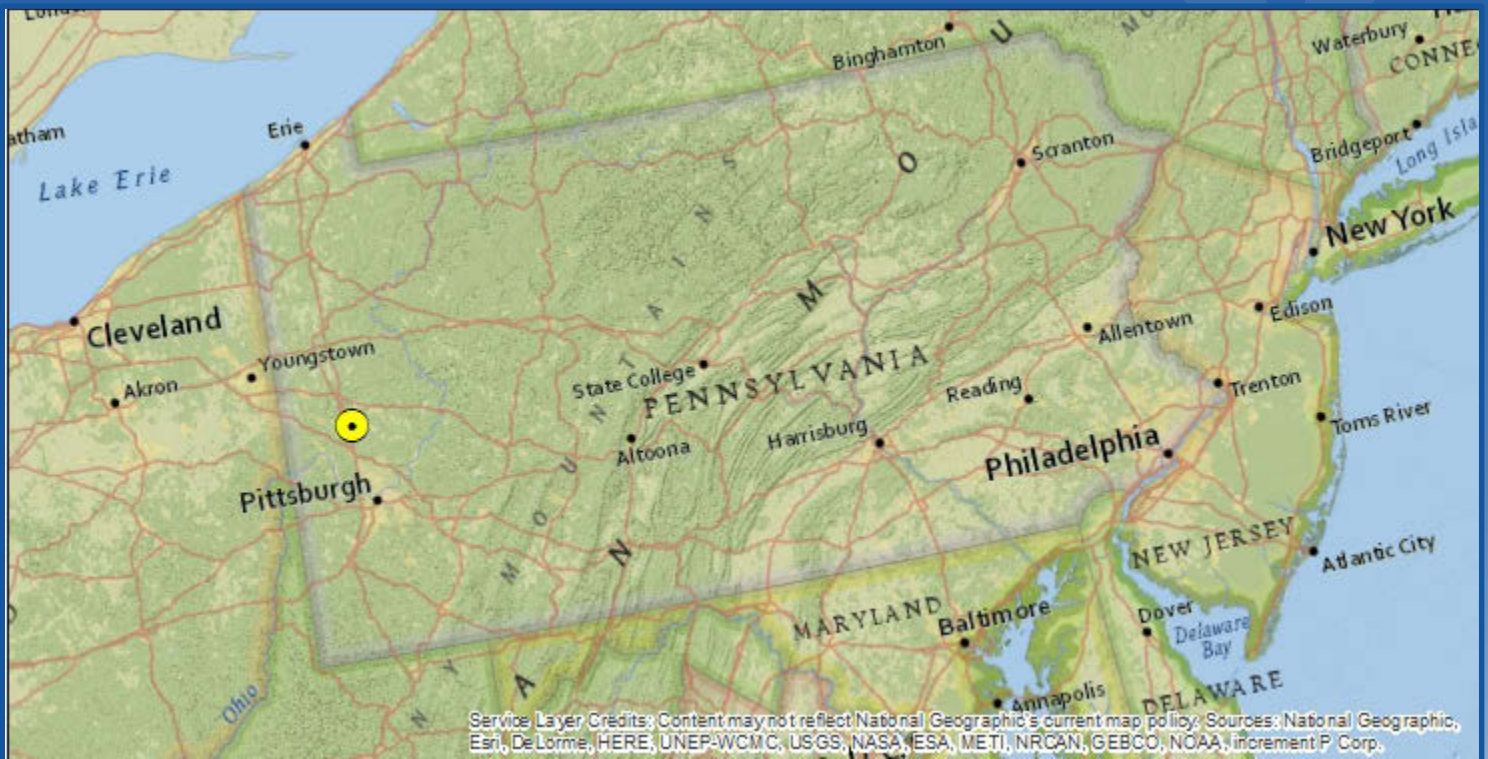
Project Size

0.33 MW ^b

0.02 mmscfd LFG ^b

2.97 mmscfd LFG ^b

Location of Records Verified and/or Projects Operating in 2018



Service Layer Credits: Content may not reflect National Geographic's current map policy. Sources: National Geographic, Esri, DeLorme, HERE, UNEP-WCMC, USGS, NASA, ESA, METI, NRCAN, GEBCO, NOAA, increment P Corp.

- a. Partner verified 3 projects in 2018. The number of records verified may not equal the number of projects/landfills the Partner was affiliated with in 2018.
- b. Project sizes in MW and mmscfd may reflect a combination of verified and non-verified data. The MW values reflect either current generation when known or rated capacity otherwise.



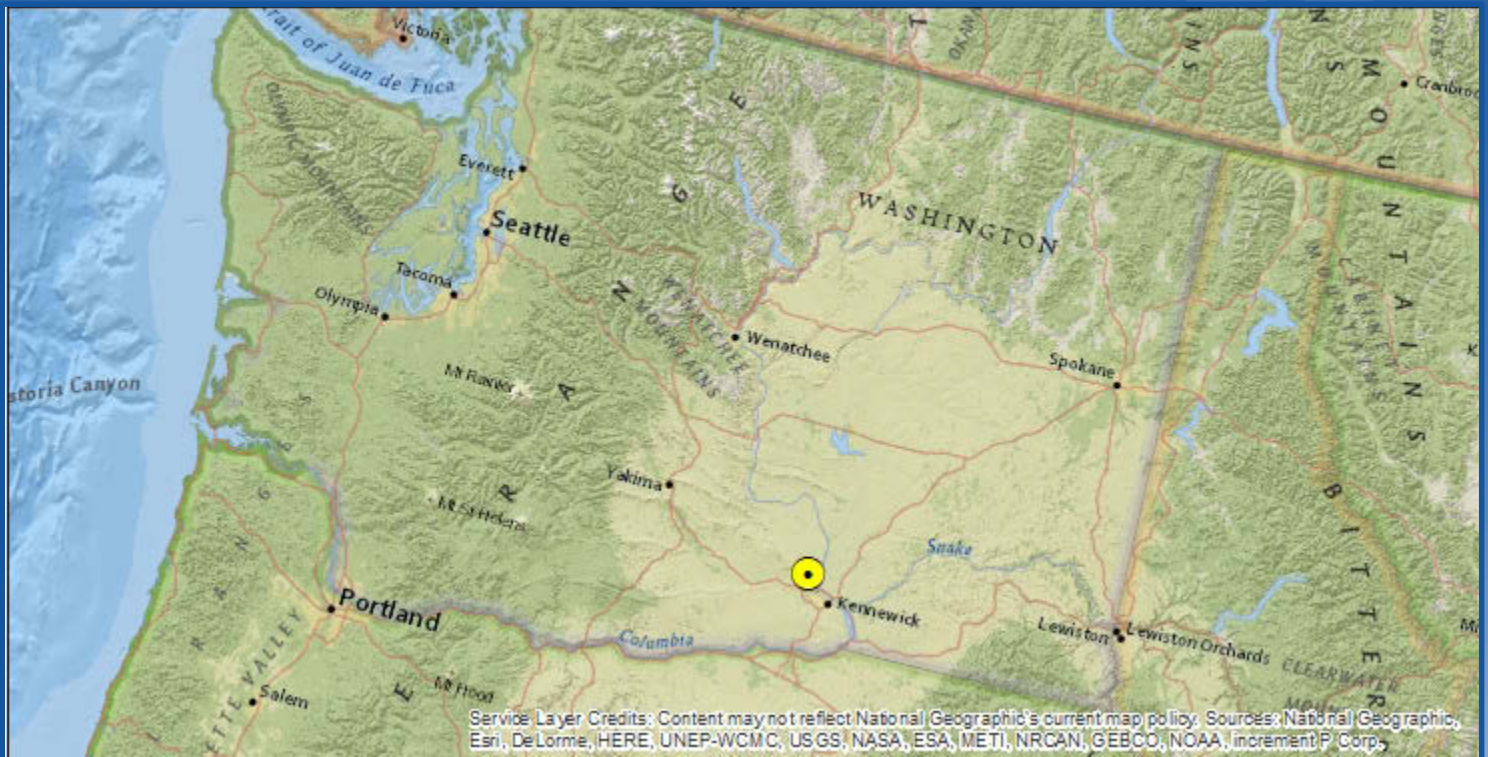
W. R. HENDERSON CONSTRUCTION, INC.

LMOP Partner Since
Partner Type

2013
Industry

Partner is not affiliated with a project that was operational during 2018 nor with a landfill that was flaring during 2018

Location of Records Verified and/or Projects Operating in 2018



- a. Partner verified 1 project in 2018. The number of records verified may not equal the number of projects/landfills the Partner was affiliated with in 2018.
- b. Project sizes in MW and mmscfd may reflect a combination of verified and non-verified data. The MW values reflect either current generation when known or rated capacity otherwise.



WASTE INDUSTRIES

LMOP Partner Since 2004

Partner Type Industry

No. of Projects Operating in 2018 ^a 3 projects

Project Type

-Electricity Generation

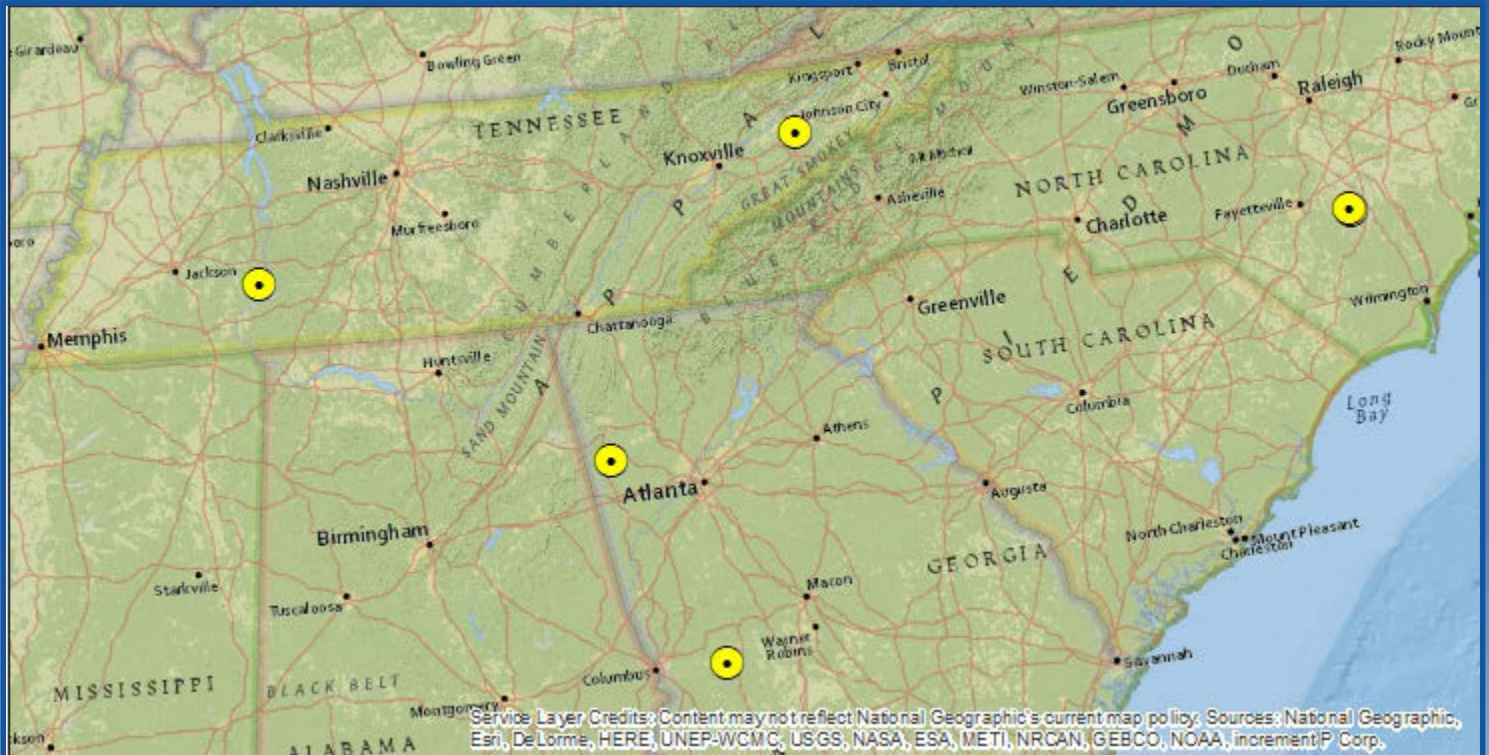
-Direct-Use (Medium-Btu)

Project Size

17.6 MW ^b

0.72 mmscfd LFG ^b

Location of Records Verified and/or Projects Operating in 2018



- a. Partner verified 2 projects and 3 landfills in 2018. The number of records verified may not equal the number of projects/landfills the Partner was affiliated with in 2018.
- b. Project sizes in MW and mmscfd may reflect a combination of verified and non-verified data. The MW values reflect either current generation when known or rated capacity otherwise.



WASTE MANAGEMENT, INC.

LMOP Partner Since

1995

Partner Type

Industry

No. of Projects Operating in 2018 ^a

138 projects

Project Type

Project Size

-Electricity Generation

449.7 MW ^b

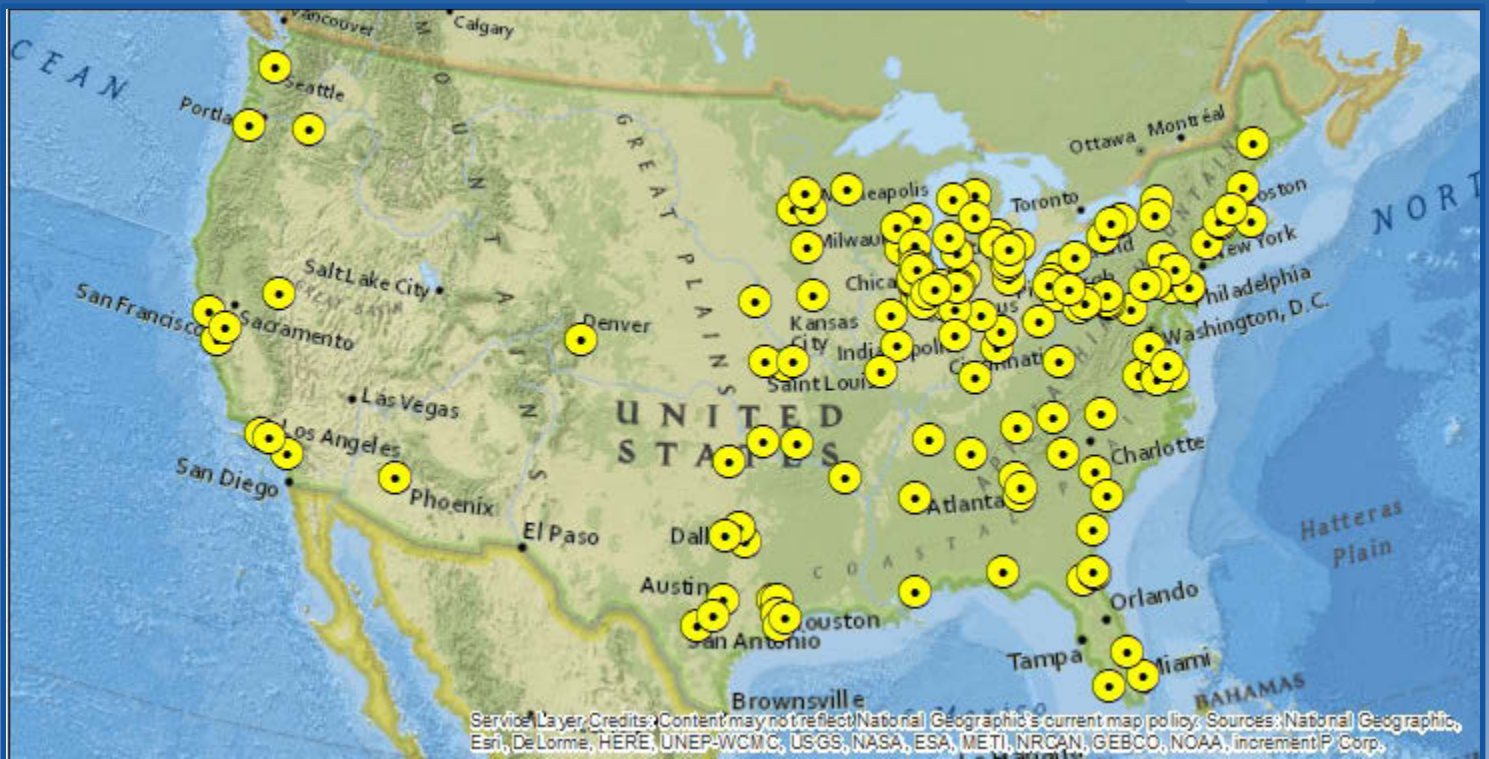
-Direct-Use (Medium-Btu)

14.5 mmscfd LFG ^b

-Renewable Natural Gas

55.2 mmscfd LFG ^b

Location of Records Verified and/or Projects Operating in 2018



- a. Partner verified 161 projects and 1 landfill in 2018. The number of records verified may not equal the number of projects/landfills the Partner was affiliated with in 2018.
- b. Project sizes in MW and mmscfd may reflect a combination of verified and non-verified data. The MW values reflect either current generation when known or rated capacity otherwise.



WILKES COUNTY, NC

LMOP Partner Since

1999

Partner Type

Community

No. of Projects Operating in 2018 ^a

1 project

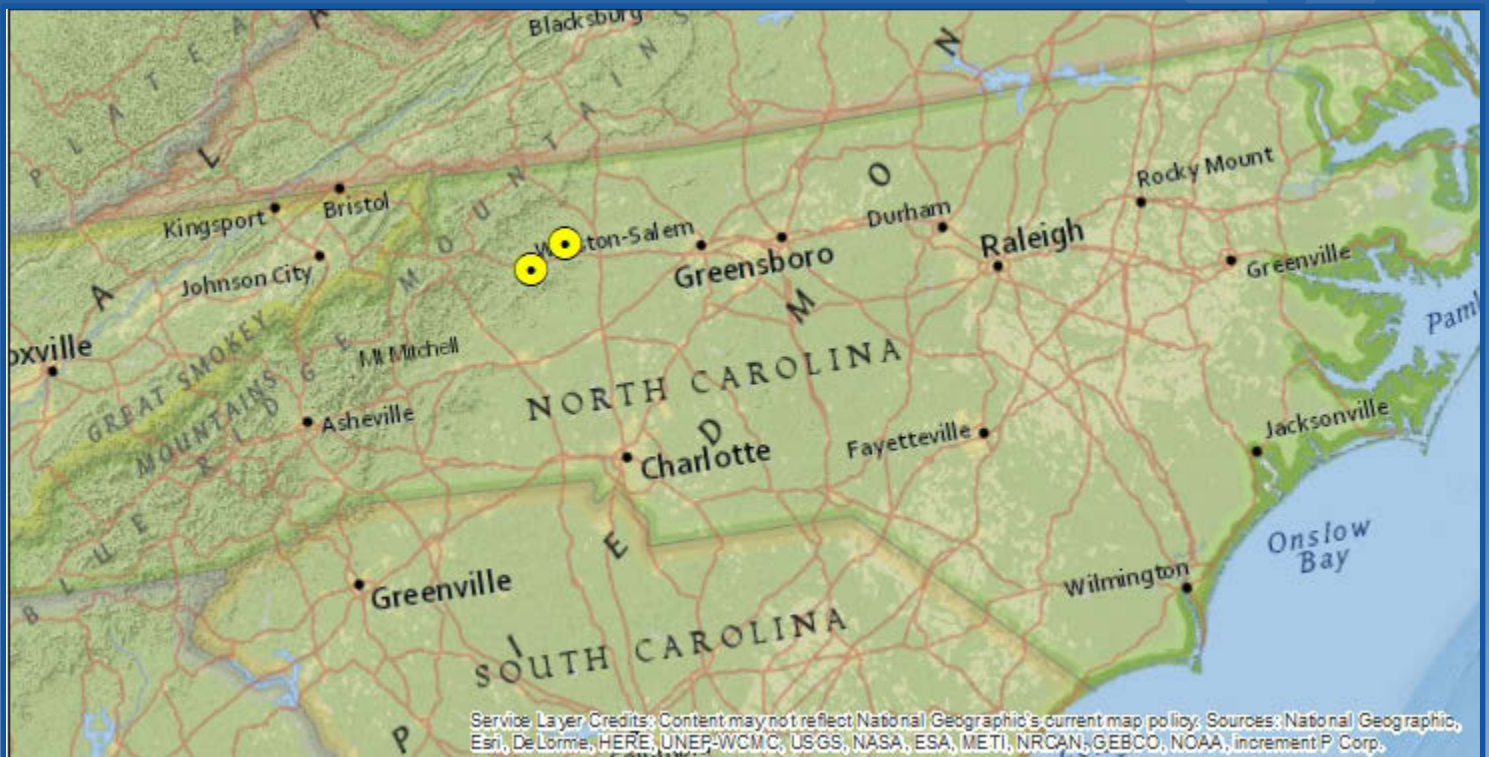
Project Type

Project Size

-Electricity Generation

0.07 MW ^b

Location of Records Verified and/or Projects Operating in 2018



- Partner verified 1 landfill in 2018. The number of records verified may not equal the number of projects/landfills the Partner was affiliated with in 2018.
- Project sizes in MW and mmscfd may reflect a combination of verified and non-verified data. The MW values reflect either current generation when known or rated capacity otherwise.



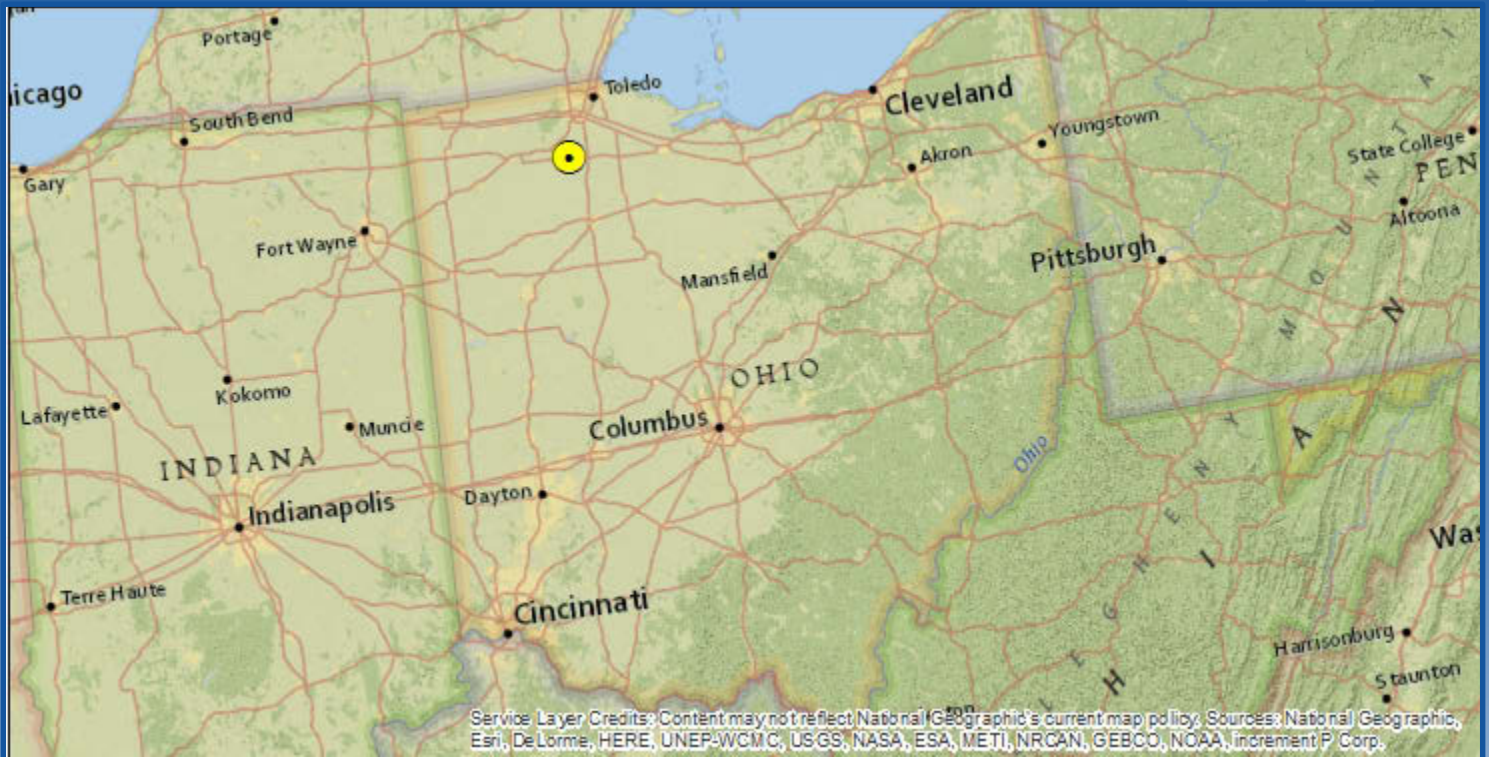
WOOD COUNTY SWM DISTRICT, OH

LMOP Partner Since
Partner Type

1998
Community

Partner is not affiliated with a project that was operational during 2018 nor with a landfill that was flaring during 2018

Location of Records Verified and/or Projects Operating in 2018



- Partner verified 1 landfill in 2018. The number of records verified may not equal the number of projects/landfills the Partner was affiliated with in 2018.
- Project sizes in MW and mmscfd may reflect a combination of verified and non-verified data. The MW values reflect either current generation when known or rated capacity otherwise.