




## Corrective Action Monitoring Report 2018 Second Semi-Annual Event

*Former Houston Wood Preserving Works*

*4910 Liberty Road Houston, Texas*



Submitted to:



**Mr. Kevin Peterburs**


Union Pacific Railroad Company  
4823 N 119th Street  
Milwaukee, WI 53225

Submitted by:

**Golder Associates Inc.**

2201 Double Creek Dr, Suite 4004  
Round Rock, Texas, USA 78664  
+1 512 671-3434

December 21, 2018



## Certification

I certify under penalty of law that this document and all attachments were prepared under my direction or supervision according to a system designed to assure that qualified personnel properly gather and evaluate the information submitted. Based on my inquiry of the person or persons who manage the system, or those persons directly responsible for gathering the information, the information submitted is, to the best of my knowledge and belief, true, accurate, and complete. I am aware that there are significant penalties for submitting false information, including the possibility of fine and imprisonment for knowing violations.

Clark Ponthier  
Signature

Dec 20 2018  
Date

Clark Ponthier  
Name

SVP, Supply Chain  
Title

# Table of Contents

<b>1.0</b>	<b>EXECUTIVE SUMMARY .....</b>	<b>1</b>
<b>2.0</b>	<b>INTRODUCTION.....</b>	<b>2</b>
<b>3.0</b>	<b>2018 SECOND SEMI-ANNUAL GROUNDWATER MONITORING EVENT.....</b>	<b>5</b>
3.1	Narrative Summary of Second Semi-Annual Monitoring Activities .....	5
3.1.1	Corrective Action Program .....	5
3.1.2	Groundwater Monitoring .....	5
3.2	Purge Water Management.....	6
3.3	Monitoring and Corrective Action System Wells.....	6
3.4	Analytical Results .....	6
3.5	Well Measurements .....	6
3.6	Potentiometric Surface Maps.....	7
3.7	Non-Aqueous Phase Liquids .....	7
3.8	Recovered Groundwater and NAPL .....	7
3.9	Contaminant Mass Recovered .....	7
3.10	Analytical Data Evaluation .....	7
3.11	Reported Concentration Maps.....	8
3.12	Extent of NAPL .....	8
3.13	Updated Compliance Schedule .....	8
3.14	Summary of Changes Made to Corrective Action Program.....	8
3.15	Modifications and Amendments to Compliance Plan .....	8
3.16	Corrective Measures Implementation (CMI) Report .....	9
3.17	Well Casing Elevations.....	9
3.18	Recommendation for Changes .....	9
3.19	Well Installation and/or Abandonment .....	9
3.20	Activity Within Area Subject to Institutional Control.....	9
3.21	Other Requested Items .....	9

## **TABLES**

- 1 Summary of Analytical Results for the A-Transmissive Zone (A-TZ)
- 2 Summary of Analytical Results for the B-Transmissive Zone (B-TZ)
- 3 Summary of Analytical Results for Quality Assurance/Quality Control Samples
- 4 Water Level Measurements
- 5 Compliance Status of Wells and Piezometers

## **FIGURES**

- 1 Site Location Map
- 2 Corrective Action Monitoring Well Network – TCEQ Permit Unit No. 1
- 3 A-TZ Potentiometric Surface Contour Map – July 2018
- 4 B-TZ Potentiometric Surface Contour Map – July 2018
- 5 A-TZ Reported Concentrations – 2018 2nd Semi Annual Monitoring Event
- 6 B-TZ Reported Concentrations – 2018 2nd Semi Annual Monitoring Event

## **APPENDICES**

### **APPENDIX A**

Compliance Plan Tables

### **APPENDIX B**

Field Parameters

### **APPENDIX C**

Laboratory Analytical Reports and Data Usability Summaries

### **APPENDIX D**

Waste Manifest

### **APPENDIX E**

POC Concentration vs. Time Graphs

### **APPENDIX F**

Updated Compliance Schedule

### **APPENDIX G**

Laboratory Data QA/QC Report Checklist

## 1.0 EXECUTIVE SUMMARY

This semi-annual report presents a summary and evaluation of the Corrective Action Groundwater Monitoring for July through December 2018 for the Closed Surface Impoundment (Solid Waste Management Unit (SWMU) 1) at the former Wood Preserving Works facility (the Site) located in Houston, Texas. The groundwater monitoring activities for this period were performed by Golder Associates Inc. (Golder) on behalf of Union Pacific Railroad (UPRR) in July 2018.

The two uppermost groundwater bearing units, the A-Transmissive Zone (A-TZ) and the B-Transmissive Zone (B-TZ), were monitored during this period. Groundwater elevation data collected during the July 2018 sampling event show groundwater flows to the northwest in the A-TZ with a hydraulic gradient across SWMU 1 of approximately 0.02 ft/ft. Groundwater flow during the previous event (2018 first semi-annual monitoring event) in the A-TZ was observed to have a similar hydraulic gradient across SWMU 1.

Groundwater elevation data collected in the B-TZ show groundwater flow to the northwest across SWMU 1 with a hydraulic gradient of approximately 0.004 ft/ft. Groundwater flow during the previous event (2018 first semi-annual monitoring event) was observed to have a hydraulic gradient of approximately 0.01 ft/ft across SWMU 1 to the southwest.

Analytical results from the July 2018 sampling event were compared to Texas Commission on Environmental Quality Texas Risk Reduction Program Protective Concentration Limits or Groundwater Protection Standards (GWPs), as designated in Section IV.D of the Compliance Plan, dated June 10, 2005. Constituent concentrations were below their respective PCLs for the 25th consecutive semi-annual monitoring event (12.5 years). Monitoring wells in both the A-TZ and B-TZ are considered to be compliant for this monitoring period.



## 2.0 INTRODUCTION

This semi-annual report presents a summary and evaluation of groundwater monitoring data collected during the 2018 second semi-annual monitoring period (July through December) at the Union Pacific Railroad (UPRR) former Houston Wood Preserving Works facility (the Site) located at 4910 Liberty Road in Houston, Texas (Figure 1). Semi-annual groundwater monitoring is required for the Site as a condition of the Texas Commission on Environmental Quality (TCEQ) Hazardous Waste Permit No. 50343 and associated Compliance Plan (CP) No. 50343, both renewed and issued on June 10, 2005. Groundwater monitoring at the Site is performed to monitor groundwater quality beneath the Closed Surface Impoundment Unit No. 001 (Solid Waste Management Unit (SWMU) 1).

On behalf of UPRR, Golder Associates Inc (Golder) conducted groundwater monitoring activities at SWMU 1 on July 18-19, 2018. Groundwater monitoring activities included sampling and gauging the background and point of compliance (POC) wells and piezometers associated with SWMU 1. The sampling event, analytical data, and data evaluation provided in this report fulfill the semi-annual corrective action reporting requirements for the second half of 2018 as described in the CP, Section VII.C.2. This section requires the following reporting elements:

<b>Semi-Annual Corrective Action Report Requirements</b>	<b>Report Section, Table(s) and/or Figure(s)</b>
A narrative summary of the evaluations made in accordance with CP Sections V, VI, and VII for the preceding six-month period. These periods shall be January 1 through June 30 and July 1 through December 31 (VII.C.2.a.)	3.0
Summary of Methods utilized for management of recovered/purged water (VII.C.2.b.)	3.2
An updated table and map of the monitoring and corrective action system wells (VII.C.2.c.)	Section 3.1.1 and Figure 2
The results of the chemical analyses, submitted in a tabulated format in a form acceptable to the Executive Director, which clearly indicates each parameter that exceeds the Groundwater Protection Standard (GWPS). Copies of the original laboratory report for chemical analyses showing detection limits and quality control and quality assurance data shall be provided if requested by the Executive Director (VII.C.2.d.)	Tables 1 & 2 Appendix C
Tabulation of the water level elevations (relative to mean sea level), depth to water measurements, and total depth of well measurements collected since the data that was submitted in the previous semiannual report (VII.C.2.e.)	Table 4
Potentiometric surface maps showing the elevation of the water table at the time of sampling and direction of groundwater flow gradients (VII.C.2.f.)	Figures 3 & 4

<b>Semi-Annual Corrective Action Report Requirements (cont'd)</b>	<b>Report Section, Table(s) and/or Figure(s)</b>
Quarterly tabulations of quantities of recovered groundwater and NAPLs, and graphs of monthly recorded flow rates versus time for the recovery wells during each period. A narrative summary describing and evaluating the NAPL recovery program shall also be included (VII.C.2.h.)	Not Applicable
Tabulation of the total contaminant mass recovered from each recovery system for each reporting period, if such a system is installed (VII.C.2.i.)	Not Applicable
Tabulation of the data evaluation results pursuant to Section VI.D and status of each well listed on CP Table V with regard to compliance with the corrective action objectives and compliance with the GWPSs (VII.C.2.j.)	Table 5
Maps of the contaminated area depicting concentrations of constituents listed in Table IV and any newly detected Table III constituents as isopleths contours or discrete concentrations if isopleths contours cannot be inferred (VII.C.2.k.)	Not Applicable
Maps indicating the extent and thickness of the LNAPLs and DNAPLs, if detected (VII.C.2.l.)	Not Detected
An updated schedule summary as required by Section X (VII.C.2.m.)	Appendix D
Summary of any changes made to the monitoring/corrective action program and a summary of recovery well inspections, repairs, and any operational difficulties (VII.C.2.n.)	None
A table of the modifications and amendments made to this Compliance Plan with their corresponding approval dates by the executive director or the Commission and a brief description of each action (VII.C.2.o.)	None
Corrective Measures Implementation (CMI) Report to be submitted in accordance with Section VIII.F, if necessary (VII.C.2.p.)	Not Applicable
Tabulation of well casing elevations in accordance with Attachment B No. 16 (VII.C.2.q.)	Table 4
Recommendation for any changes (VII.C.2.r.)	None
Certification and well installation diagram for any new well installation or replacement and certification for any well plugging and abandonment (VII.C.2.s.)	Not Applicable
A summary of any activity within an area subject to institutional control (VII.C.2.t.)	None
Any other items requested by the Executive Director (VII.C.2.u.)	None

As of December 2018, a recovery system had not been installed and is not necessary for the regulated unit. Therefore, Provisions 8, 9, and 10 that relate to recovery wells or recovery system, are not applicable for this reporting period.

Responses to each of the semi-annual report provisions required by CP Section VII.C.2 are provided in Section 3.0.



## 3.0 2018 SECOND SEMI-ANNUAL GROUNDWATER MONITORING EVENT

A discussion of each of the semi-annual report provisions required by CP Section VII.C.2 is presented below by reference number to the list of provisions in Section 2.0.

### 3.1 Narrative Summary of Second Semi-Annual Monitoring Activities

The CP requires an evaluation of the Corrective Action Program (Section V) and Groundwater Monitoring Program summarizing the overall effectiveness of the Corrective Action Program (Section VI). This narrative summary includes provisions for response and reporting requirements as detailed in the CP Section VII, as discussed below.

#### 3.1.1 Corrective Action Program

Groundwater samples were collected from the Background and POC wells (as detailed in CP Table V, which is provided in Appendix A) to assess potentially affected groundwater quality in the A-Transmissive Zone (A-TZ) and the B-Transmissive Zone (B-TZ). These water-bearing zones are defined as:

- A-TZ refers to the first sand unit encountered at approximately 13 feet below ground surface (bgs) and averages 7 feet in thickness; and
- B-TZ refers to the second sand unit encountered at approximately 30 feet bgs and averages 9 feet in thickness.

The definitions of the A-TZ and B-TZ are consistent with the Uppermost Transmissive Zone (UTZ) and Second Transmissive Zone (STZ), respectively, as defined in CP Provision I.A.

The following monitoring wells were sampled during this event (Figure 2):

- A-TZ POC wells: MW-01A, MW-02, MW-07, MW-10A, and MW-11A;
- A-TZ Background well: MW-08;
- B-TZ POC wells: MW-10B, MW-11B, and P-10; and
- B-TZ Background well: P-12.

#### 3.1.2 Groundwater Monitoring

Golder performed quarterly inspections of SWMU 1 in July and October 2018 and conducted semi-annual groundwater sampling activities on July 18-19, 2018. Groundwater sampling was performed using procedures outlined in a U.S. Environmental Protection Agency (EPA) document titled Low-Flow (Minimal Drawdown) Ground-Water Sampling Procedures (EPA/540/S-95/504) published in April 1996 and approved in the CP application. Groundwater samples were analyzed for the Detected Hazardous and Solid Waste Constituents listed in the CP, Table III (Appendix A).

Monitoring wells are equipped with dedicated polytetrafluoroethylene (PTFE) tubing for groundwater sampling. A peristaltic pump was used to purge and collect the groundwater samples. An approximate one-foot section of disposable silicon tubing was placed around the pump head and attached to the PTFE tubing for proper operation of the pump. Groundwater was pumped from the screened interval of each well at a flow rate of less than 0.5 L/min using a flow-through cell. Field parameters including temperature, pH, specific conductivity, dissolved oxygen, and turbidity were measured during purging and sampling activities. When field parameters had

stabilized to the EPA-specified criteria, a sample was then collected for analysis. The samples were also collected at a flow rate of less than 0.5 L/min. Recorded field parameters are summarized in Appendix B.

For each well, sample bottles were filled directly from the pumping apparatus described above, and were sealed and packed in coolers with sufficient ice to maintain a sample temperature of approximately 4°C. The sample coolers were delivered to ALS Environmental in Houston, Texas for laboratory analysis. Chain-of-Custody (COC) forms were completed and kept with their respective samples. Copies of the analytical data and COCs are included in Appendix C. Groundwater samples were then analyzed for the Detected Hazardous and Solid Waste Constituents listed in the CP, Table III (Appendix A).

## 3.2 Purge Water Management

Approximately six gallons of purge water were generated during the July 2018 low-flow groundwater sampling event. The purge water was containerized in a Department of Transportation (DOT) certified, 55-gallon steel drum and temporarily stored on site in a fenced and locked container storage area (NOR 007). Since the groundwater sampled and analyzed during this event did not contain hazardous constituents above the applicable health-based levels (i.e. PCLs discussed in Section 3.10), the purge water generated was not considered hazardous in accordance with the EPA “contained-in determination” detailed in the 1986 EPA memorandum “RCRA Regulatory Status of Contaminated Groundwater”. However, wastes generated during the 2018 second semi-annual monitoring event were transported from the Site by Stericycle Specialty Waste Solutions, Inc. to the Clean Harbors Deer Park, LLC facility, located in La Porte, Texas on September 27, 2018 under EPA waste code F034 and TCEQ Notice of Registration (NOR) waste code 0918219H (combined with recovered creosote not associated with SWMU No. 1). Waste manifest is provided in Appendix D.

## 3.3 Monitoring and Corrective Action System Wells

A summary of the current monitoring and corrective action groundwater wells is discussed in Section 3.1.1. Configuration of the current monitoring and corrective action well network is presented on Figure 2.

## 3.4 Analytical Results

The 2018 second semi-annual groundwater analytical results from the A-TZ and B-TZ are summarized in Tables 1 and 2, respectively and the laboratory analytical report is provided in Appendix C. The analytical results were compared to the Detected Hazardous and Solid Waste Constituent limits, which are taken from the current TCEQ Texas Risk Reduction Program (TRRP) Tier 1 Protective Concentration Levels (PCLs). TRRP PCLs serve as the Groundwater Protection Standard (GWPS), as detailed in Section IV.D and Table III of the CP. If any concentrations exceeded the concentration limits of this report, the concentration is bolded within the table.

Quality assurance/quality control (QA/QC) samples (matrix spike and matrix spike duplicate results) are summarized in Table 3.

## 3.5 Well Measurements

During the sampling event, the following information was recorded at each monitoring well:

### **Before Sampling:**

- The presence of light NAPLs was evaluated; and
- Depth to groundwater below the top of casing was measured to the nearest 0.01 foot.

### **After Sampling:**

- The presence of dense non-aqueous phase liquids (DNAPLs) were evaluated using visual observations and an oil-water interface probe; and
- Total well depths of the wells were measured.

Table 4 provides a summary of these measurements. None of the compliance wells had measurable amounts or any indication of LNAPL or DNAPL.

## **3.6 Potentiometric Surface Maps**

Groundwater elevation data recorded during the 2018 second semi-annual monitoring event were used to create potentiometric surface maps of the A-TZ and B-TZ, presented on Figures 3 and 4, respectively.

The two uppermost groundwater bearing units, the A-TZ and the B-TZ, were monitored during this period. Groundwater elevation data collected in the A-TZ during the July 2018 sampling event show a groundwater high in the southeast corner of the unit with a hydraulic gradient in a northwest direction of approximately 0.02 ft/ft. Groundwater flow during the previous event (2018 first semi-annual monitoring event) was observed to have a similar hydraulic gradient.

Groundwater elevation data collected in the B-TZ show groundwater flow to the northwest with a hydraulic gradient of approximately 0.004 ft/ft. Groundwater flow during the previous event (2018 first semi-annual monitoring event) was observed to have a southwest hydraulic gradient of approximately 0.01 ft/ft.

## **3.7 Non-Aqueous Phase Liquids**

Measurable amounts of LNAPL and/or DNAPL were not observed in any of the compliance wells.

## **3.8 Recovered Groundwater and NAPL**

To date, a recovery system has not been installed nor is necessary at the SWMU 1; therefore, this provision is not applicable.

## **3.9 Contaminant Mass Recovered**

With the groundwater analytical data for the POC wells in compliance and no groundwater recovery system installed, or necessary, this provision is not applicable for the Site.

## **3.10 Analytical Data Evaluation**

Section VI.D of the CP describes two methods which may be used to determine the compliance status of a given well:

- Analytical results may be either directly compared with PCLs (CP Table III; included in Appendix A), or
- Analytical results can be statistically compared with PCLs using the Confidence Interval Procedure for the mean concentration based on normal, log-normal, or non-parametric distribution, which the 95% confidence coefficient of the t-distribution will be used in construction of the confidence interval.

Direct comparison to PCLs was used to evaluate the analytical data. Tables 1 (A-TZ) and 2 (B-TZ) show the results of a direct comparison of data for this sampling event to the respective PCLs. Wells and piezometers are in compliance if each of the constituents listed in the CP Table III was reported at a concentration less than or

equal to the PCL. Based on the analytical results from the July 2018 monitoring event, the compliance wells completed in both transmissive zones are compliant with GWPSs. Compliance status for each of the monitoring wells is provided in Table 5.

Monitoring wells in A-TZ and B-TZ have not exceeded the established CP PCLs since July 2005, at which time dibenzofuran exceeded its respective PCL of 0.098 mg/L in MW-01A (0.11 mg/L). Including the 2018 second semi-annual analytical data, the SMWU 1 monitoring wells have been compliant for 25 consecutive semi-annual monitoring events (12.5 years). Concentration versus time graphs for COCs in the A-TZ (2-methylnaphthalene (Figure E-1), dibenzofuran (Figure E-2), and naphthalene (Figure E-3)) and the B-TZ (dibenzofuran (Figure E-4) and naphthalene (Figure E-5)) are provided in Appendix E. The graphs demonstrate that COC concentrations in the A-TZ and B-TZ POC wells have shown a steady decrease over time with sporadic detections. The POC wells are currently compliant with the TCEQ groundwater protection standards.

A QA/QC review and Data Usability Summary (DUS) were prepared for the July 2018 analytical data by GHD Services Inc. (Appendix C). The laboratory qualified analytes with concentrations above the sample detection limits (SDLs) but below the method quantitation limits (MQLs) as estimated on analytical tables (Tables 1 and 2). In addition to the laboratory qualifiers, GHD qualified the following results:

- FB-01 and FB-02- Both field blanks yielded low level detections for bis(2-ethylhexyl)phthalate and FB-02 yielded low detections for di-n-butylphthalate (DBP). One associated sample result was non-detect and was not impacted. No further qualification was necessary. The remaining associated sample results were reported with comparable concentrations to the field blanks were qualified as non-detect.

### 3.11 Reported Concentration Maps

Reported concentrations of each constituent analyzed for the 2018 second semi-annual monitoring event are presented on Figures 5 and 6 for the A-TZ and B-TZ compliance wells, respectively. In the event a constituent exceeded their respective PCL, the value would be highlighted on the figures. There were no verified exceedances of PCLs for any of the required constituents.

### 3.12 Extent of NAPL

No measurable amounts of LNAPL or DNAPL were detected in any of the compliance wells.

### 3.13 Updated Compliance Schedule

Section X of the CP requires that the Permittee submit a schedule summarizing the activities required by the Compliance Plan issued on June 10, 2005, which was originally submitted to the TCEQ on August 4, 2004. An updated compliance schedule is included as Appendix F of this report.

### 3.14 Summary of Changes Made to Corrective Action Program

No changes have been made to the corrective action program.

### 3.15 Modifications and Amendments to Compliance Plan

A compliance plan renewal application was submitted to TCEQ on December 23, 2003 consistent with the renewal requirements for the RCRA permit at the site. The RCRA permit and CP were issued June 10, 2005. There have been no modifications or amendments to the Compliance Plan since the last permit issued. However, a RCRA Part A and Part B Permit Renewal Application with a Major Modification to the Compliance Plan was submitted on December 10, 2014, with revisions dated December 7, 2015, July 29, 2016, and June 24, 2017.

The Permit Renewal Application is currently under TCEQ review. A Class 1 Permit Modification to update the facility contact information was submitted on February 28, 2018 and approved by the TCEQ in a letter dated March 20, 2018.

### **3.16 Corrective Measures Implementation (CMI) Report**

A Response Action Plan (RAP) was submitted within the Compliance Plan on December 10, 2014 with revisions on December 7, 2015 to the TCEQ. Additional revisions (Revision 3) to the RAP dated June 24, 2017 were submitted for TCEQ review.

### **3.17 Well Casing Elevations**

In accordance with the facility Groundwater Sampling and Analysis Plan (GWSAP) dated May 13, 2004 (Revision 1), which requires SWMU 1 monitoring well elevations to be resurveyed every five years, the six A-TZ and four B-TZ monitoring well elevations were most recently surveyed on December 23, 2015. The report for the resurveyed well casing elevations was submitted to the TCEQ on January 29, 2016 under a separate cover letter.

### **3.18 Recommendation for Changes**

Recommendations for changes to the post-closure care for SWMU 1 are included in the RCRA Part B Permit Renewal Application submitted on December 10, 2014, with revisions dated December 7, 2015, July 29, 2016, and June 24, 2017.

### **3.19 Well Installation and/or Abandonment**

No monitoring wells were installed or abandoned as part of the monitoring program or the Corrective Action Program during the reporting period.

### **3.20 Activity Within Area Subject to Institutional Control**

No areas are under institutional control; therefore, this provision does not apply.

### **3.21 Other Requested Items**

No other items have been requested by the executive director.

## TABLES



**Table 1**  
**Summary of Analytical Results for the A-Transmissive Zone (A-TZ)**  
**Semiannual Monitoring Report: 2018 Second Semi-Annual Event**

**Houston Wood Preserving Works**  
**Houston, Texas**

Analyte	PCL (mg/L)	Monitoring Well IDs (Concentrations mg/L)																				
		MW-01A			FD-01			MW-02			MW-07			MW-08			MW-10A			MW-11A		
		7/18/2018	LQ	VQ	7/18/2018	LQ	VQ	7/18/2018	LQ	VQ	7/19/2018	LQ	VQ	7/19/2018	LQ	VQ	7/18/2018	LQ	VQ	7/18/2018	LQ	VQ
Acenaphthene	1.5	0.088			0.12			0.0048			0.000027	U	U	0.00067			0.000027	U	U	0.0017		
Acenaphthylene	1.5	0.00078			0.00086			0.000015	U	U	0.000015	U	U	0.000015	U	U	0.000015	U	U	0.000015	U	U
Anthracene	7.3	0.0020			0.0023			0.00020			0.00036			0.000045	J	J	0.000014	U	U	0.00019		
bis(2-ethylhexyl)phthalate	0.006	0.000037	U	U	0.000037	U	U	0.000038	U	U	0.000037	U	U	0.000037	U	U	0.00010	J	U	0.00070		
Dibenzofuran	0.098	0.0100			0.015			0.0016			0.000020	U	U	0.00011			0.000020	U	U	0.00027		
Fluoranthene	0.98	0.0038			0.0043			0.00019			0.000010	U	U	0.000031	J	J	0.000010	U	U	0.00023		
Fluorene	0.98	0.040			0.050			0.0029			0.000030	U	U	0.00017			0.000030	U	U	0.00083		
2-Methylnaphthalene	0.098	0.00021			0.00014			0.00038			0.000019	U	U	0.000019	U	U	0.000019	U	U	0.000019	U	U
Naphthalene	0.49	0.00027			0.00042			0.00025			0.000020	U	U	0.000020	U	U	0.000020	U	U	0.00012		
Phenanthrene	0.73	0.0021			0.0024			0.00035			0.000021	U	U	0.000023	J	J	0.000021	U	U	0.000086	J	J
Pyrene	0.73	0.0019			0.0022			0.000082	J	J	0.000019	U	U	0.000019	U	U	0.000019	U	U	0.00022		

**Notes:**

PCL = Protective Concentration Level

The Compliance Plan Section IV.D defines the Groundwater Protection Standard (GWPS) as the PCL

FD-01 = Duplicate sample collected at MW-01A

**LQ - Lab Qualifier**

J = Estimated value between the SDL and the MQL

U = Value not detected greater than the MQL

**VQ - Validation Qualifier**

J = Estimated concentration

U = Non-detect due to low concentrations detected in the associated field blank

**Table 2**  
**Summary of Analytical Results for the B-Transmissive Zone (B-TZ)**  
**Semiannual Monitoring Report: 2018 Second Semi-Annual Event**

**Houston Wood Preserving Works**  
**Houston, Texas**

Analyte	PCL (mg/L)	Monitoring Well IDs (Concentrations mg/L)														
		MW-10B			MW-11B			P-10			FD-02			P-12		
		7/18/2018	LQ	VQ	7/18/2018	LQ	VQ	7/19/2018	LQ	VQ	7/19/2018	LQ	VQ	7/19/2018	LQ	VQ
Acenaphthene	1.5	0.056			0.074			0.041			0.043			0.000027	U	U
Acenaphthylene	1.5	0.00053			0.00063			0.00038			0.00032			0.000015	U	U
Anthracene	7.3	0.0024			0.0037			0.00058			0.00060			0.000014	U	U
bis(2-ethylhexyl)phthalate	0.006	0.000064	J	U	0.000037	U	U	0.00019	J	U	0.00022	U	U	0.000090	J	U
Dibenzofuran	0.098	0.021			0.032			0.0047			0.0042			0.000020	U	U
Di-n-butyl phthalate	2.4	0.000020	U	U	0.00002	U	U	0.00002	U	U	0.00002	U	U	0.000020	U	U
Fluoranthene	0.98	0.0022			0.0043			0.00099			0.00100			0.000010	U	U
Fluorene	0.98	0.031			0.048			0.0073			0.0070			0.000030	U	U
Naphthalene	0.49	0.00074			0.34			0.00014			0.000056	J	J	0.000020	U	U
Phenol	7.3	0.000035	U	U	0.000035	U	U	0.000035	U	U	0.000035	U	U	0.000035	U	U
Pyrene	0.73	0.00088			0.0023			0.00049			0.00048			0.000019	U	U

Notes:

PCL = Protective Concentration Level

The Compliance Plan Section IV.D defines the Groundwater Protection Standard (GWPS) as the PCL

FD-02 = Duplicate sample collected at P-10

LQ - Lab Qualifier

J = Estimated value between the SDL and the MDQ

U = Value not detected greater than the MQL

VQ - Validation Qualifier

J = Estimated concentration

U = Non-detect due to low concentrations detected in the associated field blank

**Table 3**  
**Summary of Analytical Results for Quality Assurance/Quality Control Samples**  
**Semiannual Monitoring Report: 2018 Second Semi-Annual Event**

**Houston Wood Preserving Works**  
**Houston, Texas**

Analyte	PCL (mg/L)	P-12(MS) <sup>(1)</sup>				P-12(MSD) <sup>(1)</sup>	
		Matrix Spike		Matrix Spike Duplicate			
Acenaphthene	1.5	0.002379			0.00239		
Acenaphthylene	1.5	0.002746			0.002725		
Anthracene	7.3	0.003127			0.003302		
bis(2-ethylhexyl)phthalate	0.006	0.004735			0.004763		
Dibenzofuran	0.098	0.002557			0.002516		
Fluoranthene	0.98	0.003786			0.003936		
Fluorene	0.98	0.002621			0.002576		
2-Methylnaphthalene	0.098	0.002599			0.002628		
Naphthalene	0.49	0.002644			0.002748		
Phenanthrene	0.73	0.003076			0.003217		
Pyrene	0.73	0.004106			0.004048		

**Notes:**

PCL = Protective Concentration Level

(1) = P-12(MS) and P-12(MSD) are matrix spike and matrix spike duplicate samples collected at P-12, respectively.

N = Relative percent difference of the MS and MSD exceeds the control limits.

**Table 4**  
**Water Level Measurements**  
**Semiannual Monitoring Report: 2018 Second Semi-Annual Event**

**Houston Wood Preserving Works**  
**Houston, Texas**

Well ID	Top of Casing Elevation (TOC) (ft MSL) <sup>*</sup>	Date Measured	Water Depth (ft. BTOC)	Depth to NAPL (ft. BTOC)	Total Well Depth as Completed (ft. BTOC)	Total Well Depth (ft. BTOC)	Potentiometric Elevation (ft. MSL)
<b>A-TZ Monitoring Locations</b>							
MW-01A	47.90	7/18/2018	5.88	ND	20.2	19.85	42.02
MW-02	47.89	7/18/2018	6.62	ND	20.3	24.10	41.27
MW-07	48.91	7/19/2018	6.93	ND	25.9	22.25	41.98
MW-08	49.33	7/19/2018	7.22	ND	26.8	25.05	42.11
MW-10A	49.83	7/18/2018	7.97	ND	25.9	20.20	41.86
MW-11A	50.16	7/18/2018	8.09	ND	24.4	24.05	42.07
<b>B-TZ Monitoring Locations</b>							
MW-10B	49.96	7/18/2018	8.04	ND	48.8	46.45	41.92
MW-11B	50.24	7/18/2018	8.24	ND	46.8	46.65	42.00
P-10	47.71	7/19/2018	5.77	ND	40.0	42.85	41.94
P-12	48.76	7/19/2018	6.31	ND	40.0	42.85	42.45

**Notes**

BTOC = feet below the top of the well casing

ft. MSL = feet above Mean Sea Level

NA = Not Available

\*TOC elevations based on December 2015 survey (see Section 3.17)

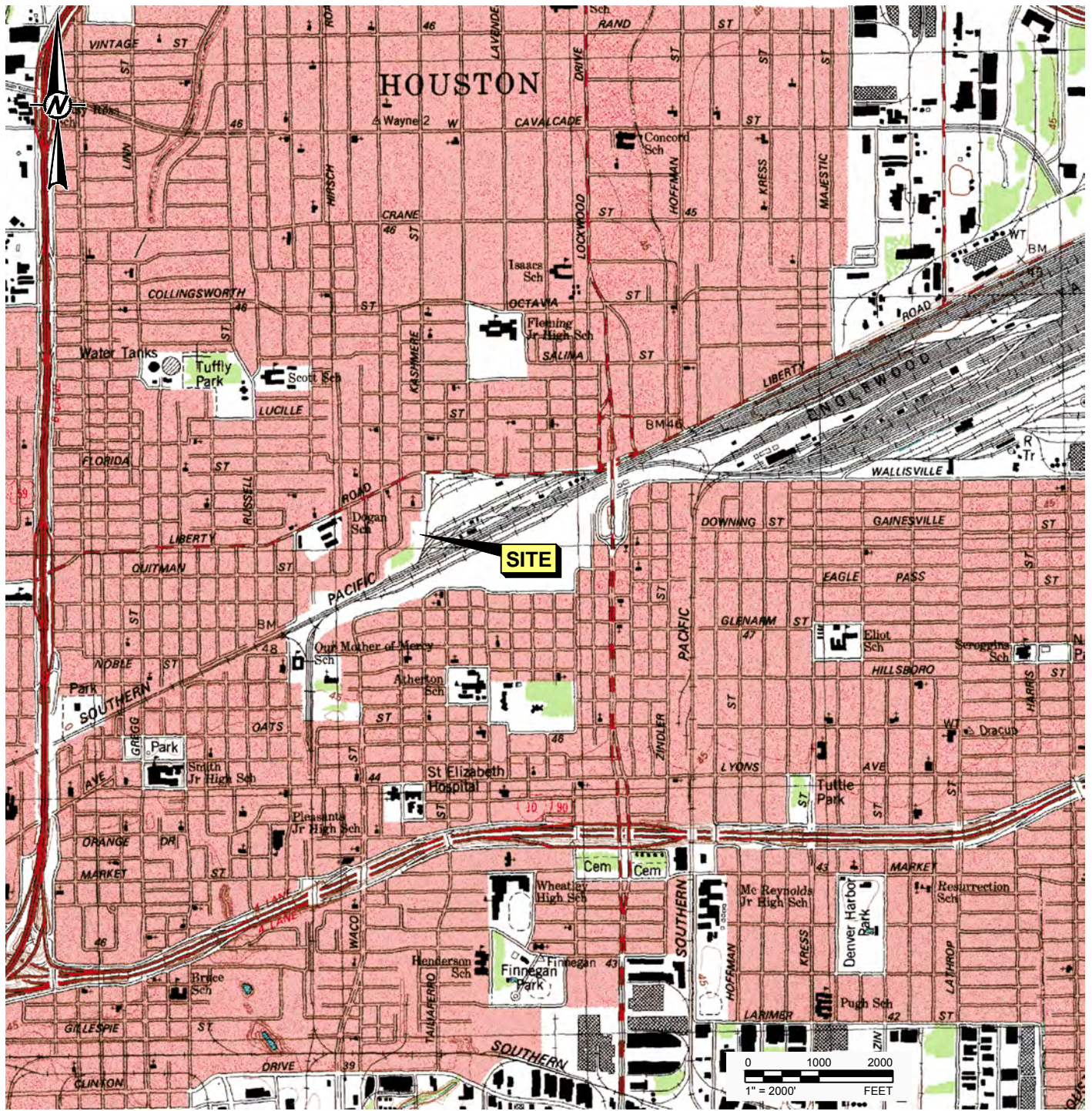
**Table 5**  
**Compliance Status of Wells and Piezometers**  
**Semiannual Monitoring Report: 2018 Second Semi-Annual Event**

**Houston Wood Preserving Works**  
**Houston, Texas**

Zone	Monitoring Well Location	Well Designation	Compliance Status
A-TZ Monitoring Location	MW-01A	Point of Compliance	Compliant
	MW-02	Point of Compliance	Compliant
	MW-07	Point of Compliance	Compliant
	MW-08	Background Well	Compliant
	MW-10A	Point of Compliance	Compliant
	MW-11A	Point of Compliance	Compliant
B-TZ Monitoring Location	MW-10B	Point of Compliance	Compliant
	MW-11B	Point of Compliance	Compliant
	P-10	Point of Compliance	Compliant
	P-12	Background Well	Compliant

## FIGURES





**REFERENCE(S)**

BASE MAP TAKEN FROM USGS 7.5 MINUTE QUADRANGLE, SETTEGAST, TEXAS, 1982.

**CLIENT**

UNION PACIFIC RAILROAD CO.

**PROJECT**

HOUSTON WOOD PRESERVING WORKS

**TITLE**

**SITE LOCATION MAP**

**CONSULTANT**



YYYY-MM-DD	2018-12-10
DESIGNED	AJD
PREPARED	AJD
REVIEWED	MH
APPROVED	ECM

PROJECT NO.  
30401358

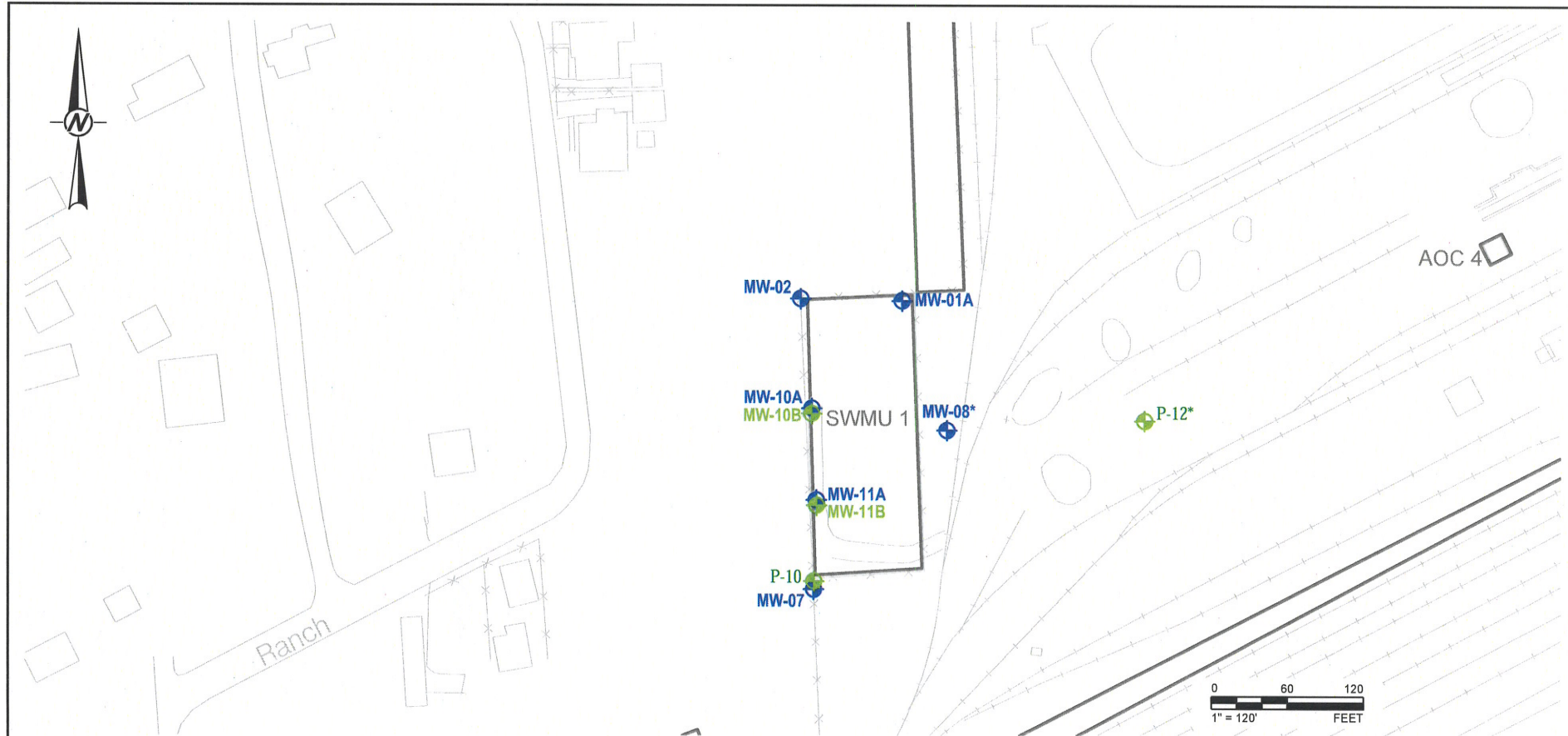
REV.  
0

FIGURE  
1



QUADRANGLE LOCATION





#### LEGEND

- ROAD, PARKING LOT, SIDEWALK
- FENCE
- RAILROAD
- A-TZ MONITORING WELL LOCATION
- B-TZ MONITORING WELL LOCATION

#### NOTE(S)

1. \* BACKGROUND WELL.

#### REFERENCE(S)

BASE MAP TAKEN FROM ERM-SOUTHWEST, INC 0014419A310.DWG, 6/19/2006.



Texas Geosciences Firm No. 50369

CLIENT  
UNION PACIFIC RAILROAD CO.

PROJECT  
HOUSTON WOOD PRESERVING WORKS

TITLE  
**CORRECTIVE ACTION MONITORING WELL NETWORK  
TCEQ PERMIT UNIT NO. 1**

CONSULTANT



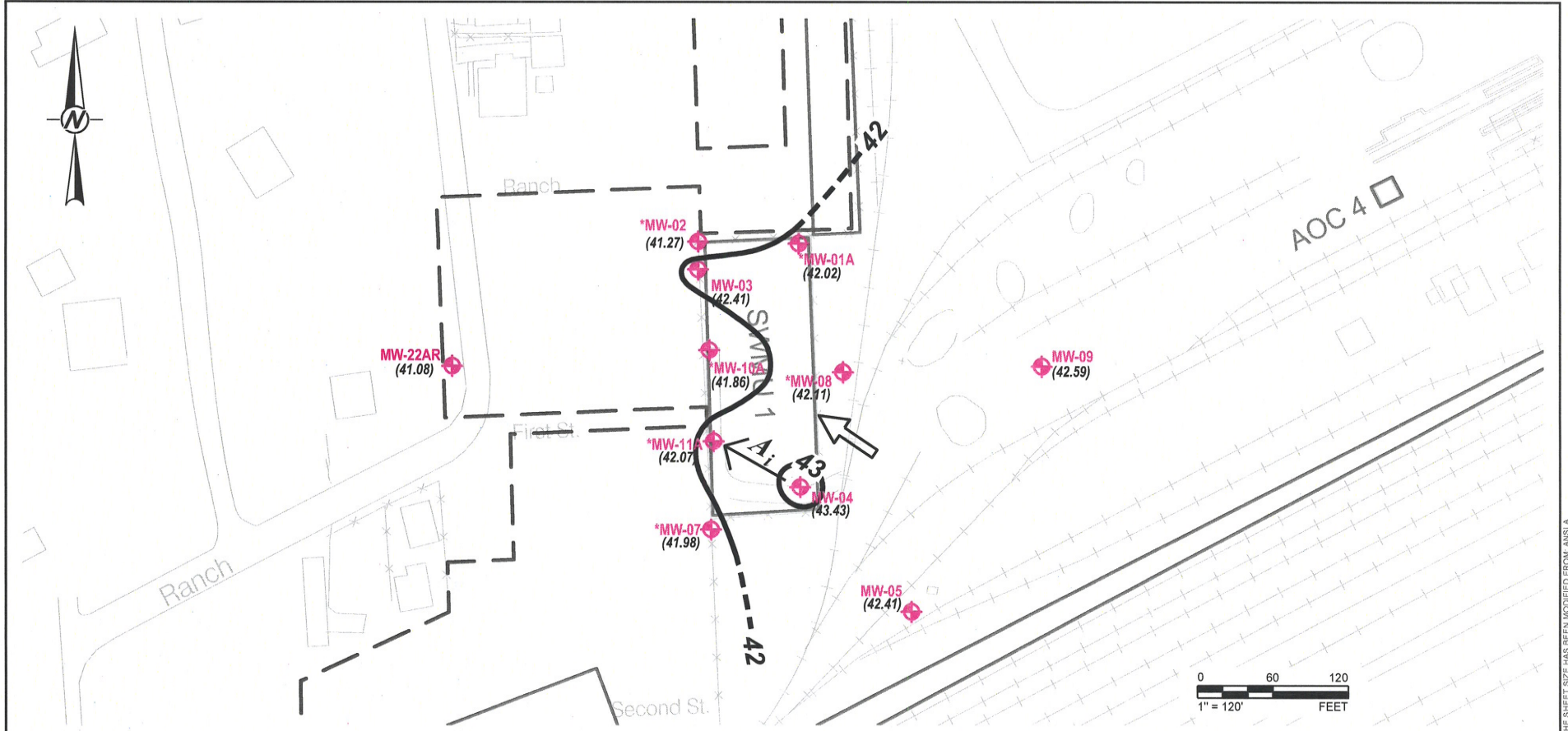
YYYY-MM-DD	2018-12-10
DESIGNED	AJD
PREPARED	AJD
REVIEWED	HM
APPROVED	ECM

PROJECT NO.  
30401358

REV.  
0

FIGURE  
2

IF THIS MEASUREMENT DOES NOT MATCH WHAT IS SHOWN, THE SHEET SIZE HAS BEEN COPIED FROM ANS/A



**LEGEND**

- PROPERTY BOUNDARY
- ROAD, PARKING LOT, SIDEWALK
- FENCE
- RAILROAD
- A-TZ MONITORING WELL LOCATION  
 (\* - COMPLIANCE WELL)  
 GROUNDWATER ELEVATION (FT, MSL)  
 (NM = NOT MEASURED)  
 GROUNDWATER ELEVATION CONTOUR (FT, MSL)  
 C.I. = 1 FT  
 (DASHED WHERE INFERRED)
- GENERAL GROUNDWATER FLOW DIRECTION

**ESTIMATED GRADIENT**

$$A_i \rightarrow A_i = \frac{1.36\text{ft}}{81.6\text{ft}} = 0.02 \text{ ft/ft}$$



Texas Geosciences Firm No. 50369

CLIENT  
 UNION PACIFIC RAILROAD CO.

PROJECT  
 HOUSTON WOOD PRESERVING WORKS

TITLE  
**A-TZ POTENTIOMETRIC SURFACE CONTOUR MAP  
 JULY 2018**

CONSULTANT	YYYY-MM-DD	2018-11-13
	DESIGNED	AJD
	PREPARED	AJD
	REVIEWED	SR
	APPROVED	ECM



PROJECT NO.  
 30401358

REV.  
 0

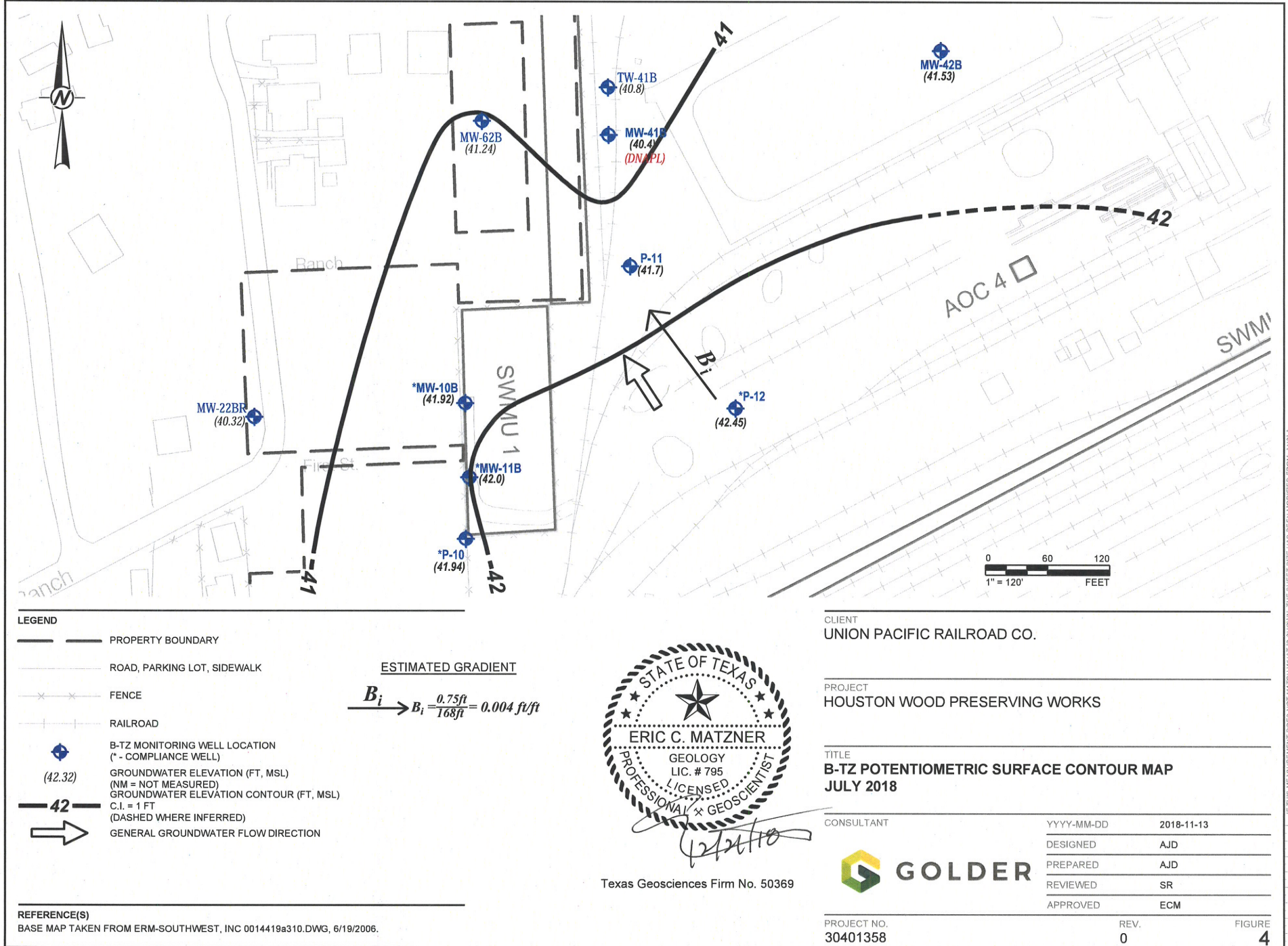
FIGURE  
 3

**REFERENCE(S)**

BASE MAP TAKEN FROM ERM-SOUTHWEST, INC 0014419a310.DWG, 6/19/2006.

IF THIS MEASUREMENT DOES NOT MATCH WHAT IS SHOWN, THE SHEET SIZE HAS BEEN MODIFIED FROM ANSI A









Ranch

Constituent	Conc. (mg/L)
Acenaphthene	0.0048
Acenaphthylene	0.00015U
Anthracene	0.0002
bis(2-ethylhexyl)phthalate	0.00038U
Dibenzofuran	0.0016
Fluoranthene	0.00019
Fluorene	0.0029
2-Methylnaphthalene	0.00038
Naphthalene	0.00025
Phenanthrene	0.00035
Pyrene	0.000082J

Constituent	Conc. (mg/L)	Conc. (mg/L)
Acenaphthene	0.088	0.12
Acenaphthylene	0.00078	0.00086
Anthracene	0.002	0.0023
bis(2-ethylhexyl)phthalate	0.000037U	0.000037U
Dibenzofuran	0.01	0.015
Fluoranthene	0.0038	0.0043
Fluorene	0.04	0.05
2-Methylnaphthalene	0.00021	0.00014
Naphthalene	0.00027	0.00042
Phenanthrene	0.0021	0.0024
Pyrene	0.0019	0.0022

Constituent	Conc. (mg/L)
Acenaphthene	0.000027U
Acenaphthylene	0.000015U
Anthracene	0.000014U
bis(2-ethylhexyl)phthalate	0.0001J
Dibenzofuran	0.00002U
Fluoranthene	0.00001U
Fluorene	0.00003U
2-Methylnaphthalene	0.000019U
Naphthalene	0.00002U
Phenanthrene	0.000021U
Pyrene	0.000019U

MW-02

MW-01A

MW-10A

SWMU 1

MW-08

Constituent	Conc. (mg/L)
Acenaphthene	0.0017
Acenaphthylene	0.000015U
Anthracene	0.00019
bis(2-ethylhexyl)phthalate	0.00070
Dibenzofuran	0.00027
Fluoranthene	0.00023
Fluorene	0.00083
2-Methylnaphthalene	0.000019U
Naphthalene	0.00012
Phenanthrene	0.000086J
Pyrene	0.00022

MW-07

Constituent	Conc. (mg/L)
Acenaphthene	0.00067
Acenaphthylene	0.000015U
Anthracene	0.000045J
bis(2-ethylhexyl)phthalate	0.000037U
Dibenzofuran	0.00011
Fluoranthene	0.000031J
Fluorene	0.00017
2-Methylnaphthalene	0.000019U
Naphthalene	0.00002U
Phenanthrene	0.000023J
Pyrene	0.000019U

Indicator Parameters

Constituent	PCL (mg/L)
Acenaphthene	1.5
Acenaphthylene	1.5
Anthracene	7.3
bis(2-ethylhexyl)phthalate	0.006
Dibenzofuran	0.098
Fluoranthene	0.98
Fluorene	0.98
2-Methylnaphthalene	0.098
Naphthalene	0.49
Phenanthrene	0.73
Pyrene	0.73

Constituent	Conc. (mg/L)
Acenaphthene	0.000027U
Acenaphthylene	0.000015U
Anthracene	0.000360
bis(2-ethylhexyl)phthalate	0.000037U
Dibenzofuran	0.00002U
Fluoranthene	0.00001U
Fluorene	0.00003U
2-Methylnaphthalene	0.000019U
Naphthalene	0.00002U
Phenanthrene	0.000021U
Pyrene	0.000019U



#### LEGEND

- FENCE
- RAILROAD
- A-TZ MONITORING WELL LOCATION

#### NOTE(S)

1. SAMPLES COLLECTED ON JULY 19, 2018.
2. J = ESTIMATED VALUE BETWEEN SQL AND MDL.
3. U = VALUE NOT DETECTED GREATER THAN MDL.
4. \* FIELD DUPLICATE



Texas Geosciences Firm No. 50369

#### CLIENT

UNION PACIFIC RAILROAD CO.

#### PROJECT

HOUSTON WOOD PRESERVING WORKS

#### TITLE

A-TZ REPORTED CONCENTRATIONS  
2018 2ND SEMI ANNUAL MONITORING EVENT

#### CONSULTANT



PROJECT NO.  
30401358

YYYY-MM-DD

2018-11-13

DESIGNED

AJD

PREPARED

AJD

REVIEWED

SR

APPROVED

ECM

#### REFERENCE(S)

BASE MAP TAKEN FROM ERM-SOUTHWEST, INC 0014419a310.DWG, 6/19/2006.

REV.  
0

FIGURE  
5





Constituent	Conc. (mg/L)
Acenaphthene	0.056
Acenaphthylene	0.00053
Anthracene	0.0024
bis(2-ethylhexyl)phthalate	0.000064U
Dibenzofuran	0.021
Di-n-butyl Phthalate	0.00002U
Fluoranthene	0.0022
Fluorene	0.031
Naphthalene	0.00074
Phenol	0.000035U
Pyrene	0.00088

MW-10B

SWMU 1

Constituent	Conc. (mg/L)
Acenaphthene	0.074
Acenaphthylene	0.00063
Anthracene	0.0037
bis(2-ethylhexyl)phthalate	0.000037U
Dibenzofuran	0.032
Di-n-butyl Phthalate	0.00002U
Fluoranthene	0.0043
Fluorene	0.048
Naphthalene	0.34
Phenol	0.000035U
Pyrene	0.0023

MW-11B

P-10

Constituent	Conc. (mg/L)	Conc.* (mg/L)
Acenaphthene	0.041	0.043
Acenaphthylene	0.00038	0.00032
Anthracene	0.00058	0.0006
bis(2-ethylhexyl)phthalate	0.00019U	0.00022U
Dibenzofuran	0.0047	0.0042
Di-n-butyl Phthalate	0.00002U	0.00002U
Fluoranthene	0.00099	0.001
Fluorene	0.0073	0.007
Naphthalene	0.00014	0.000056J
Phenol	0.000035U	0.000035U
Pyrene	0.00049	0.00048

Constituent	Conc. (mg/L)
Acenaphthene	0.000027U
Acenaphthylene	0.000015U
Anthracene	0.000014U
bis(2-ethylhexyl)phthalate	0.00009U
Dibenzofuran	0.00002U
Di-n-butyl Phthalate	0.00002U
Fluoranthene	0.00001U
Fluorene	0.00003U
Naphthalene	0.00002U
Phenol	0.000035U
Pyrene	0.000019U

P-12

Indicator Parameters

Constituent	PCL (mg/L)
Acenaphthene	1.5
Acenaphthylene	1.5
Anthracene	7.3
bis(2-ethylhexyl)phthalate	0.006
Dibenzofuran	0.098
Di-n-butyl Phthalate	2.4
Fluoranthene	0.98
Fluorene	0.98
Naphthalene	0.49
Phenol	7.3
Pyrene	0.73



LEGEND

- FENCE
- RAILROAD
- B-TZ MONITORING WELL LOCATION
- PIEZOMETER LOCATION

NOTE(S)

1. SAMPLES COLLECTED ON JULY 19, 2018.
2. J = ESTIMATED VALUE BETWEEN SQL AND MDL.
3. U = VALUE NOT DETECTED GREATER THAN MDL.
4. JL = ESTIMATED CONCENTRATION; BIASED LOW.
5. HIGHLIGHTED VALUE EXCEEDS PCL.
6. \* FIELD DUPLICATE



Texas Geosciences Firm No. 50369

CLIENT  
UNION PACIFIC RAILROAD CO.

PROJECT  
HOUSTON WOOD PRESERVING WORKS

TITLE  
B-TZ REPORTED CONCENTRATIONS  
2018 2ND SEMI ANNUAL MONITORING EVENT

CONSULTANT



YYYY-MM-DD 2018-12-07

DESIGNED AJD

PREPARED AJD

REVIEWED SR

APPROVED ECM

REFERENCE(S)

BASE MAP TAKEN FROM ERM-SOUTHWEST, INC 0014419a310.DWG, 6/19/2006.

PROJECT NO.  
30401358

REV.  
0

FIGURE  
6



**APPENDIX A**

# Compliance Plan Tables

**TABLE III - CORRECTIVE ACTION PROGRAM**  
Table of Detected Hazardous and Solid Waste Constituents and  
Concentration Limits for the Ground-Water Protection Standard

**Closed Surface Impoundment (NOR Unit No. 001, SWMU No. 01)**

<u>A-Transmissive Zone</u>		<u>B-Transmissive Zone</u>	
COLUMN A Hazardous Constituents	COLUMN B Concentration Limits (mg/l)	COLUMN A Hazardous Constituents	COLUMN B Concentration Limits (mg/l)
Acenaphthene	1.5 <sup>PCL</sup>	Acenaphthene	1.5 <sup>PCL</sup>
Acenaphthylene	1.5 <sup>PCL</sup>	Acenaphthylene	1.5 <sup>PCL</sup>
Anthracene	7.3 <sup>PCL</sup>	Anthracene	7.3 <sup>PCL</sup>
Dibenzofuran	0.098 <sup>PCL</sup>	Dibenzofuran	0.098 <sup>PCL</sup>
Bis(2-ethylhexyl)phthalate	0.006 <sup>PCL</sup>	Bis(2-ethylhexyl)phthalate	0.006 <sup>PCL</sup>
Fluoranthene	0.98 <sup>PCL</sup>	Fluoranthene	0.98 <sup>PCL</sup>
Fluorene	0.98 <sup>PCL</sup>	Fluorene	0.98 <sup>PCL</sup>
2-Methylnaphthalene	0.098 <sup>PCL</sup>	Di-n-butyl phthalate	2.4 <sup>PCL</sup>
Naphthalene	0.49 <sup>PCL</sup>	Naphthalene	0.49 <sup>PCL</sup>
Phenanthrene	0.73 <sup>PCL</sup>	Phenol	7.3 <sup>PCL</sup>
Pyrene	0.73 <sup>PCL</sup>	Pyrene	0.73 <sup>PCL</sup>

PCL Alternate Concentration Limit pursuant to 30 TAC §335.160(b) based upon the Protective Concentration Level determined under 30 TAC Chapter 350 for Residential Land Use. The PCL value, Column B, will change as updates to the rule are promulgated. Changes to the rule automatically change the concentration value established in Column B in this table.

TABLE V  
Designation of Wells by Function

POINT OF COMPLIANCE WELLS

1. Closed Surface Impoundment (NOR Unit No. 001, SWMU No. 01)  
A-Transmissive Zone: MW-01A, MW-02, MW-07, MW-10A, and MW-11A  
B-Transmissive Zone: MW-10B, MW-11B, and P-10

POINT OF EXPOSURE WELLS

1. Closed Surface Impoundment (NOR Unit No. 001, SWMU No. 01)  
None

BACKGROUND WELLS

1. Closed Surface Impoundment (NOR Unit No. 001, SWMU No. 01)  
A-Transmissive Zone: MW-8  
B-Transmissive Zone: P-12

Note: Wells and piezometers identified on Attachment A maps that are not listed in this table are subject to change, upon approval by the executive director, without modification to the Compliance Plan. The wells and piezometers for the Closed Surface Impoundment are depicted on Attachment A, Sheets 3 and 4.

**APPENDIX B**

## Field Parameters

**Table B-1**  
**Groundwater Sampling Field Parameters**  
**Semiannual Monitoring Report: 2018 Second Semi-Annual Event**

**Houston Wood Preserving Works**  
**Houston, Texas**

Field Parameter	Monitoring Well IDs									
	A-Transmissive Zone						B-Transmissive Zone			
	MW-01A	MW-02	MW-07	MW-08	MW-10A	MW-11A	MW-10B	MW-11B	P-10	P-12
	7/18/2018	7/18/2018	7/19/2018	7/19/2018	7/18/2018	7/18/2018	7/18/2018	7/18/2018	7/19/2018	7/19/2018
Time Sampled (hrs CST)	18:55	17:55	11:00	8:50	16:15	14:35	17:00	15:25	10:05	7:50
Temperature (°C)	22.7	23.2	23.6	22.6	23.4	22.6	24.1	23.9	24.1	22.9
pH (Standard Units)	6.79	6.63	6.86	6.92	6.74	6.97	6.71	6.64	6.77	6.87
Specific Conductivity (mmhos/cm)	1620	1510	1370	1720	1410	1690	1260	1430	1570	1830
Dissolved Oxygen (mg/L)	0.47	1.12	0.71	0.62	0.57	0.86	0.72	0.7	0.42	0.81
Turbidity (NTU)	6.7	2.3	9.2	5.8	4.7	4.7	8.1	6.2	7.9	6.1

**APPENDIX C**

# Laboratory Analytical Reports and Data Usability Summaries





# Memorandum

August 15, 2018

---

To: Eric Matzner Ref. No.: 085706A-1620

From: <sup>CK</sup> Chris G. Knight/eew/387-NF Tel: 512-506-8803

CC: Jesse Orth; Jonathan Lang; Julie Lidstone

**Subject: Data Usability Summary  
HWPW - Semiannual Monitoring Event  
Union Pacific Railroad (UPRR) / Houston TX-Wood Preserving Works  
Houston, Texas  
July 2018**

---

## 1. Scope of Data Usability Study

This document details a Data Usability Summary (DUS) of analytical results for groundwater samples collected in support of the HWPW - Semiannual Monitoring Event at the Houston TX-Wood Preserving Works site during July 2018. The samples were submitted to ALS Environmental, located in Houston, Texas and are reported in data package HS18070990. The intended use of the data is to support the HWPW-Semiannual Monitoring Event at the site by providing current concentrations of chemicals of concern (COCs).

Data were reviewed and validated by Chris G. Knight of GHD Services Inc. (GHD), in accordance with Title 30 of the Texas Administrative Code Section 350.54 (30 TAC 350.54) as described in the Texas Commission on Environmental Quality (TCEQ) Regulatory Guidance document entitled "Review and Reporting of COC Concentration Data under TRRP", (RG-366/TRRP-13), revised May 2010, herein referred to as "TRRP-13 Guidance". Evaluation of the data was based on information obtained from the chain of custody forms, finished report forms, method blank data, recovery data from surrogate spikes/laboratory control samples (LCS)/matrix spikes (MS), field quality assurance/quality control (QA/QC) samples, the laboratory review checklist (LRC), and the laboratory exception report (ER).

A sample collection and analysis summary is presented in Table 1. This summary provides a cross-reference of field sample identification numbers and location identification. Each sample is assigned a unique field identification number.

The validated sample results are presented in Table 2. A summary of the analytical methodology is presented in Table 3.



## 2. Laboratory Qualifications

The Laboratory's quality assurance program is consistent with the quality standards outlined in the National Environmental Laboratory Accreditation Program (NELAP). This laboratory was accredited under Texas Certification number # T104704231 at the time the analysis was performed and the certificate is included in Attachment A.

## 3. Project Objectives

### 3.1 Sampling/Analytical QA/QC Objectives

The QA/QC program was designed to identify contamination resulting from the sampling, sample transport and analytical process through the analysis of field blank samples, field duplicate sample sets, and method blanks. The QA/QC program was designed to evaluate the quality of the resulting data with respect to bias and precision through analysis of laboratory control samples (LCS) and matrix spike/matrix spike duplicate (MS/MSD) analyses.

## 4. Data Review/Validation Results

### 4.1 Sample Holding Time and Preservation

All samples were shipped with chains of custody and the paper work was filled out properly. The samples were delivered on ice and stored by the laboratory at the required temperature (0-6°C).

Sample chain of custody documents and the analytical report were used to determine sample holding times. All samples were prepared and analyzed within the required holding times.

### 4.2 Sample Containers

Sample containers used were certified pre-cleaned glass containers provided by the laboratory. These containers meet or exceed analyte specifications established in the United States Environmental Protection Agency (USEPA) *Specifications and Guidance for Contaminant-free Sample Containers*.

### 4.3 Calibrations

According to the LRC, initial calibration and continuing calibration data met the criteria for the selected methods.

### 4.4 Laboratory Method Blank Analyses

Method blanks are prepared from a purified matrix and analyzed with the investigative sample to determine the existence and magnitude of sample contamination introduced during the analytical procedures. As these were not discrete samples handled in the field, these blanks are not listed on the sample identification cross-reference list found in the data package.



For this study, laboratory method blanks were analyzed at a minimum frequency of one per twenty investigative samples and/or one per analytical batch and results are reported in the laboratory data package.

All method blank results were non-detect or below the method quantitation limit (MQL), indicating that laboratory contamination was not a factor for this investigation.

#### **4.5 Internal Standard and Surrogate Spike Recoveries**

Recoveries of internal standards are addressed in the LRC of the data package. All internal standard recoveries associated with the compounds of interest were acceptable per the LRC.

In accordance with the method employed, all samples, blanks, and QC samples analyzed for semi-volatile organic compounds (SVOCs) are spiked with surrogate compounds prior to sample extraction and analysis. Surrogate recoveries provide a means to evaluate the effects of laboratory performance on individual sample matrices. Each individual surrogate compound is expected to meet the laboratory control limits. According to the TRRP-13 Guidelines, one outlying surrogate is acceptable for methods with multiple surrogate spike compounds as long as the recovery is at least ten percent.

Surrogate recoveries were assessed against laboratory control limits and/or the guidance in TRRP-13. All surrogate recoveries met the above criteria. Samples analyzed at elevated dilution factors were not assessed.

#### **4.6 Laboratory Control Sample Analyses**

Laboratory control samples (LCS) are prepared and analyzed as samples to assess the analytical efficiencies of the methods employed, independent of sample matrix effects.

For this study, LCS were analyzed at a minimum frequency of one per twenty investigative samples and/or one per analytical batch.

The LCS contained all compounds of interest. All LCS recoveries were within the laboratory control limits, demonstrating acceptable analytical accuracy.

#### **4.7 Matrix Spike /Matrix Spike Duplicate Analyses**

To evaluate the effects of sample matrices on the preparation process, measurement procedures, and accuracy of a particular analysis, samples are spiked with known concentration of the compounds of concern and analyzed as MS/MSD samples. The RPD between the MS and MSD is used to assess analytical precision.

The MS/MSD analysis was performed as specified in Table 1. The recovery ranges established by the laboratory are adopted as the acceptance criteria for the project.

The MS/MSD samples were spiked with all compounds of interest. All percent recoveries and RPD values were within the laboratory control limits, demonstrating acceptable analytical accuracy and precision.



#### **4.8 Field QA/QC Samples**

The field QA/QC consisted of two field blank samples and two field duplicate sample sets.

##### ***Field Blank Sample Analysis***

To assess ambient conditions at the site, two field blank samples were submitted for analysis, as identified in Table 1. All results were non-detect for the compounds of interest with the following exception (see Table 4):

- i) WG-1620-FB01-20180718 yielded a low level detection for bis(2-ethylhexyl)phthalate (DEHP). Associated sample results that were either significantly greater than the equipment blank detections or were non-detect were not affected. No further action was required. The remaining associated sample results were reported with comparable concentrations to the field blank and were qualified as non-detect.
- ii) WG-1620-FB02-20180719 yielded low level detections for bis(2-ethylhexyl)phthalate (DEHP) and di-n-butylphthalate (DBP). Associated non-detect sample results were not impacted. No further qualification was necessary. The remaining associated sample results were reported with comparable concentrations to the field blank and were qualified as non-detect.

##### ***Field Duplicate Sample Analysis***

To assess the analytical and sampling protocol precision, two field duplicate sample sets were collected and submitted "blind" to the laboratory, as specified in Table 1. The RPDs associated with these duplicate samples must be less than thirty percent for water samples. The RPDs are only used when sample concentrations are above the estimated regions of detection.

Field duplicate summary data are presented in Table 2. All field duplicate results were within acceptable agreement, demonstrating acceptable sampling and analytical precision.

#### **4.9 Field Procedures**

Golder Associates Inc. collected groundwater samples in accordance with their Standard Operating Procedures (SOP) for sample collection.

#### **4.10 Analyte Reporting**

The laboratory reported detected results for each analyte down to the sample detection limit (SDL), which is defined as the method detection limit (MDL) with sample-specific adjustments for dilutions, aliquot size, volumes, etc. Positive analyte detections less than the method quantitation limit (MQL) but greater than the SDL were qualified as estimated (J) in Table 2 unless qualified otherwise in this memorandum.



## 5. Conclusion

Based on the assessment detailed in the foregoing, the data summarized in Table 2 are usable for the purpose of supporting the HWPW-Semiannual Monitoring Event at the site by providing current concentrations of chemicals of concern in groundwater samples with the qualifications noted herein.

Table 1

**Sample Collection and Analysis Summary**  
**HWPW - Semiannual Monitoring Event**  
**Union Pacific Railroad (UPRR)/ Houston TX-Wood Preserving Works**  
**Houston, Texas**  
**July 2018**

Sample Identification	Location	Matrix	Collection Date (mm/dd/yyyy)	Collection Time (hr:min)	<u>Analysis/Parameters</u>	
					SVOCs	Comments
WG-1620-MW11A-20180718	MW-11A	Water	07/18/2018	14:35	X	
WG-1620-MW11B-20180718	MW-11B	Water	07/18/2018	15:25	X	
WG-1620-MW10A-20180718	MW-10A	Water	07/18/2018	16:15	X	
WG-1620-MW10B-20180718	MW-10B	Water	07/18/2018	17:00	X	
WG-1620-MW02-20180718	MW-02	Water	07/18/2018	17:55	X	
WG-1620-MW01A-20180718	MW-01A	Water	07/18/2018	18:55	X	
WG-1620-FD01-20180718	MW-01A	Water	07/18/2018	18:55	X	Field duplicate of MW-01A
WG-1620-FB01-20180718	-	Water	07/18/2018	19:15	X	Field Blank
WG-1620-P12-20180719	P-12	Water	07/19/2018	07:50	X	MS/MSD
WG-1620-MW08-20180719	MW-08	Water	07/19/2018	08:50	X	
WG-1620-P10-20180719	P-10	Water	07/19/2018	10:05	X	
WG-1620-FD02-20180719	P-10	Water	07/19/2018	10:05	X	Field duplicate of P-10
WG-1620-MW07-20180719	MW-07	Water	07/19/2018	11:00	X	
WG-1620-FB02-20180719	-	Water	07/19/2018	11:20	X	Field Blank

## Notes:

- SVOCs      - Semi-volatile Organic Compounds  
MS/MSD    - Matrix Spike/ Matrix Spike Duplicate  
"- "        - Not Applicable

Table 2

**Analytical Results Summary**  
**HWPW - Semiannual Monitoring Event**  
**Union Pacific Railroad (UPRR)/ Houston TX-Wood Preserving Works**  
**Houston, Texas**  
**July 2018**

Location ID: Sample Name: Sample Date:		MW-01A WG-1620-MW01A-20180718 07/18/2018	MW-01A WG-1620-FD01-20180718 07/18/2018 Duplicate	MW-02 WG-1620-MW02-20180718 07/18/2018	MW-07 WG-1620-MW07-20180719 07/19/2018	MW-08 WG-1620-MW08-20180719 07/19/2018
Parameters	Unit					
<b>Semivolatile Organic Compounds</b>						
2-Methylnaphthalene	mg/L	0.00021	0.00014	0.00038	<0.000019	<0.000019
Acenaphthene	mg/L	0.088	0.12	0.0048	<0.000027	0.00067
Acenaphthylene	mg/L	0.00078	0.00086	<0.000015	<0.000015	<0.000015
Anthracene	mg/L	0.0020	0.0023	0.00020	0.00036	0.000045 J
bis(2-Ethylhexyl)phthalate (DEHP)	mg/L	<0.000037	<0.000037	<0.000038	<0.000037	<0.000037
Di-n-butylphthalate (DBP)	mg/L	--	--	--	--	--
Dibenzofuran	mg/L	0.0100	0.015	0.0016	<0.000020	0.00011
Fluoranthene	mg/L	0.0038	0.0043	0.00019	<0.000010	0.000031 J
Fluorene	mg/L	0.040	0.050	0.0029	<0.000030	0.00017
Naphthalene	mg/L	0.00027	0.00042	0.00025	<0.000020	<0.000020
Phenanthrene	mg/L	0.0021	0.0024	0.00035	<0.000021	0.000023 J
Phenol	mg/L	--	--	--	--	--
Pyrene	mg/L	0.0019	0.0022	0.000082 J	<0.000019	<0.000019

Table 2

**Analytical Results Summary**  
**HWPW - Semiannual Monitoring Event**  
**Union Pacific Railroad (UPRR)/ Houston TX-Wood Preserving Works**  
**Houston, Texas**  
**July 2018**

Location ID:		MW-10A	MW-10B	MW-11A	MW-11B	P-10
Sample Name:		WG-1620-MW10A-20180718	WG-1620-MW10B-20180718	WG-1620-MW11A-20180718	WG-1620-MW11B-20180718	WG-1620-P10-20180719
Sample Date:		07/18/2018	07/18/2018	07/18/2018	07/18/2018	07/19/2018
Parameters	Unit					
<b>Semivolatile Organic Compounds</b>						
2-Methylnaphthalene	mg/L	<0.000019	--	<0.000019	--	--
Acenaphthene	mg/L	<0.000027	0.056	0.0017	0.074	0.041
Acenaphthylene	mg/L	<0.000015	0.00053	<0.000015	0.00063	0.00038
Anthracene	mg/L	<0.000014	0.0024	0.00019	0.0037	0.00058
bis(2-Ethylhexyl)phthalate (DEHP)	mg/L	<0.00010	<0.000064	0.00070	<0.000037	<0.00019
Di-n-butylphthalate (DBP)	mg/L	--	<0.000020	--	<0.000020	<0.000020
Dibenzofuran	mg/L	<0.000020	0.021	0.00027	0.032	0.0047
Fluoranthene	mg/L	<0.000010	0.0022	0.00023	0.0043	0.00099
Fluorene	mg/L	<0.000030	0.031	0.00083	0.048	0.0073
Naphthalene	mg/L	<0.000020	0.00074	0.00012	0.34	0.00014
Phenanthrene	mg/L	<0.000021	--	0.000086 J	--	--
Phenol	mg/L	--	<0.000035	--	<0.000035	<0.000035
Pyrene	mg/L	<0.000019	0.00088	0.00022	0.0023	0.00049



Table 2

**Analytical Results Summary**  
**HWPW - Semiannual Monitoring Event**  
**Union Pacific Railroad (UPRR)/ Houston TX-Wood Preserving Works**  
**Houston, Texas**  
**July 2018**

Location ID: Sample Name: Sample Date:		P-10 WG-1620-FD02-20180719 07/19/2018 Duplicate	P-12 WG-1620-P12-20180719 07/19/2018	Field Blank WG-1620-FB01-20180718 07/18/2018	Field Blank WG-1620-FB02-20180719 07/19/2018
Parameters	Unit				
<b>Semivolatile Organic Compounds</b>					
2-Methylnaphthalene	mg/L	--	--	<0.000019	--
Acenaphthene	mg/L	0.043	<0.000027	<0.000027	<0.000027
Acenaphthylene	mg/L	0.00032	<0.000015	<0.000015	<0.000015
Anthracene	mg/L	0.00060	<0.000014	<0.000014	<0.000014
bis(2-Ethylhexyl)phthalate (DEHP)	mg/L	<0.00022	<0.000090	0.000078 J	0.000066 J
Di-n-butylphthalate (DBP)	mg/L	<0.000020	<0.000020	--	0.000024 J
Dibenzofuran	mg/L	0.0042	<0.000020	<0.000020	<0.000020
Fluoranthene	mg/L	0.0010	<0.000010	<0.000010	<0.000010
Fluorene	mg/L	0.0070	<0.000030	<0.000030	<0.000030
Naphthalene	mg/L	0.000056 J	<0.000020	<0.000020	<0.000020
Phenanthrene	mg/L	--	--	<0.000021	--
Phenol	mg/L	<0.000035	<0.000035	--	<0.000035
Pyrene	mg/L	0.00048	<0.000019	<0.000019	<0.000019

## Notes:

&lt; - Not detected at the associated reporting limit

J - Estimated concentration

"--" - Not Applicable

**Table 3**

**Analytical Methods**  
**HWPW - Semiannual Monitoring Event**  
**Union Pacific Railroad (UPRR)/ Houston TX-Wood Preserving Works**  
**Houston, Texas**  
**July 2018**

Parameter	Method	Matrix	Holding Time	
			Collection to Extraction (Days)	Collection or Extraction to Analysis (Days)
SVOCs	SW-846 8270	Water	7	40

## Notes:

SVOCs - Semi-volatile Organic Compounds

## Method References:

SW-846 - "Test Methods for Evaluating Solid Waste, Physical/Chemical Methods", SW-846,  
Third Edition, 1986, with subsequent revisions

Table 4

**Qualified Sample Data Due to Analyte Concentrations in the Field Blanks**  
**HWPW - Semiannual Monitoring Event**  
**Union Pacific Railroad (UPRR)/ Houston TX-Wood Preserving Works**  
**Houston, Texas**  
**July 2018**

Parameter	Field Blank ID	Blank Date mm/dd/yyyy	Analyte	Blank Result	Associated Sample ID	Original Result	Qualified Result	Units
SVOCs	WG-1620-FB01-20180718	07/18/2018	bis(2-Ethylhexyl)phthalate (DEHP)	0.000078 J	WG-1620-MW10A-20180718	0.00010 J	<0.00010	mg/L
					WG-1620-MW10B-20180718	0.000064 J	<0.000064	mg/L
SVOCs	WG-1620-FB02-20180719	7/19/2018	bis(2-Ethylhexyl)phthalate (DEHP)	0.000066 J	WG-1620-FD02-20180719	0.00022	<0.00022	mg/L
					WG-1620-P10-20180719	0.00019 J	<0.00019	
					WG-1620-P12-20180719	0.000090 J	<0.000090	mg/L

## Notes:

SVOCs - Semi-volatile Organic Compounds

J - Estimated concentration

&lt; - Not detected at the associated reporting limit

# Attachment A

## Laboratory NELAP Certificate



## Texas Commission on Environmental Quality

NELAP-Recognized Laboratory Accreditation is hereby awarded to



### ALS Laboratory Group, Environmental Services Division (Houston, Texas)

10450 Stancliff Road, Suite 210  
Houston, TX 77099-4338

in accordance with Texas Water Code Chapter 5, Subchapter R, Title 30 Texas Administrative Code Chapter 25, and the National Environmental Laboratory Accreditation Program.

The laboratory's scope of accreditation includes the fields of accreditation that accompany this certificate. Continued accreditation depends upon successful ongoing participation in the program. The Texas Commission on Environmental Quality urges customers to verify the laboratory's current location(s) and accreditation status for particular methods and analyses ([www.tceq.texas.gov/goto/lab](http://www.tceq.texas.gov/goto/lab)). Accreditation does not imply that a product, process, system or person is approved by the Texas Commission on Environmental Quality.

Certificate Number: T104704231-18-21

Effective Date: 5/1/2018

Expiration Date: 4/30/2019

A handwritten signature in black ink, reading "Stephanie Bergman Pluh". The signature is written in a cursive style and is positioned above a horizontal line.

Executive Director Texas Commission on  
Environmental Quality



# Texas Commission on Environmental Quality

## NELAP - Recognized Laboratory Fields of Accreditation



ALS Laboratory Group, Environmental Services Division (Houston,  
Texas)

10450 Stancliff Road, Suite 210  
Houston, TX 77099-4338

Certificate: T104704231-18-21  
Expiration Date: 4/30/2019  
Issue Date: 5/1/2018

These fields of accreditation supercede all previous fields. The Texas Commission on Environmental Quality urges customers to verify the laboratory's current accreditation status for particular methods and analyses.

Matrix: *Drinking Water*

Method EPA 200.8

Analyte	AB	Analyte ID	Method ID
Copper	TX	1055	10014605
Lead	TX	1075	10014605



# Texas Commission on Environmental Quality

## NELAP - Recognized Laboratory Fields of Accreditation



ALS Laboratory Group, Environmental Services Division (Houston, Texas)

10450 Stancliff Road, Suite 210  
Houston, TX 77099-4338

Certificate: T104704231-18-21  
Expiration Date: 4/30/2019  
Issue Date: 5/1/2018

These fields of accreditation supercede all previous fields. The Texas Commission on Environmental Quality urges customers to verify the laboratory's current accreditation status for particular methods and analyses.

### Matrix: *Non-Potable Water*

#### Method EPA 1010

Analyte	AB	Analyte ID	Method ID
Ignitability	TX	1780	10116606

#### Method EPA 110.1

Analyte	AB	Analyte ID	Method ID
Color	TX	1605	10005206

#### Method EPA 120.1

Analyte	AB	Analyte ID	Method ID
Conductivity	TX	1610	10006403

#### Method EPA 1311

Analyte	AB	Analyte ID	Method ID
TCLP	TX	849	10118806

#### Method EPA 1312

Analyte	AB	Analyte ID	Method ID
SPLP	TX	850	10119003

#### Method EPA 150.1

Analyte	AB	Analyte ID	Method ID
pH	TX	1900	10008409

#### Method EPA 160.1

Analyte	AB	Analyte ID	Method ID
Residue-filterable (TDS)	TX	1955	10009208

#### Method EPA 160.2

Analyte	AB	Analyte ID	Method ID
Residue-nonfilterable (TSS)	TX	1960	10009606

#### Method EPA 160.3

Analyte	AB	Analyte ID	Method ID
Residue-total (total solids)	TX	1950	10010001

#### Method EPA 160.4

Analyte	AB	Analyte ID	Method ID
Residue-volatile	TX	1970	10010409

#### Method EPA 1613

Analyte	AB	Analyte ID	Method ID
---------	----	------------	-----------



# Texas Commission on Environmental Quality

## NELAP - Recognized Laboratory Fields of Accreditation



ALS Laboratory Group, Environmental Services Division (Houston, Texas)

10450 Stancliff Road, Suite 210  
Houston, TX 77099-4338

Certificate: T104704231-18-21  
Expiration Date: 4/30/2019  
Issue Date: 5/1/2018

These fields of accreditation supercede all previous fields. The Texas Commission on Environmental Quality urges customers to verify the laboratory's current accreditation status for particular methods and analyses.

### Matrix: Non-Potable Water

1,2,3,4,6,7,8,9-Octachlorodibenzofuran (OCDF)	TX	9516	10120408
1,2,3,4,6,7,8,9-Octachlorodibenzo-p-dioxin (OCDD)	TX	9519	10120408
1,2,3,4,6,7,8-Heptachlorodibenzofuran (1,2,3,4,6,7,8-HpCDF)	TX	9420	10120408
1,2,3,4,6,7,8-Heptachlorodibenzo-p-dioxin (1,2,3,4,6,7,8-HpCDD)	TX	9426	10120408
1,2,3,4,7,8,9-Heptachlorodibenzofuran (1,2,3,4,7,8,9-HpCDF)	TX	9423	10120408
1,2,3,4,7,8-Hexachlorodibenzofuran (1,2,3,4,7,8-HxCDF)	TX	9471	10120408
1,2,3,4,7,8-Hexachlorodibenzo-p-dioxin (1,2,3,4,7,8-HxCDD)	TX	9453	10120408
1,2,3,6,7,8-Hexachlorodibenzofuran (1,2,3,6,7,8-HxCDF)	TX	9474	10120408
1,2,3,6,7,8-Hexachlorodibenzo-p-dioxin(1,2,3,6,7,8-HxCDD)	TX	9456	10120408
1,2,3,7,8,9-Hexachlorodibenzofuran (1,2,3,7,8,9-HxCDF)	TX	9477	10120408
1,2,3,7,8,9-Hexachlorodibenzo-p-dioxin (1,2,3,7,8,9-HxCDD)	TX	9459	10120408
1,2,3,7,8-Pentachlorodibenzofuran (1,2,3,7,8-PeCDF)	TX	9543	10120408
1,2,3,7,8-Pentachlorodibenzo-p-dioxin (1,2,3,7,8-PeCDD)	TX	9540	10120408
2,3,4,6,7,8-Hexachlorodibenzofuran (2,3,4,6,7,8-HxCDF)	TX	9480	10120408
2,3,4,7,8-Pentachlorodibenzofuran (2,3,4,7,8-PeCDF)	TX	9549	10120408
2,3,7,8-Tetrachlorodibenzofuran (2,3,7,8-TCDF)	TX	9612	10120408
2,3,7,8-Tetrachlorodibenzo-p-dioxin (2,3,7,8-TCDD)	TX	9618	10120408
Total Heptachlorodibenzofuran (Total HpCDF)	TX	9444	10120408
Total Heptachlorodibenzo-p-dioxin (Total HpCDD)	TX	9438	10120408
Total Hexachlorodibenzofuran (Total HxCDF)	TX	9483	10120408
Total Hexachlorodibenzo-p-dioxin (Total HxCDD)	TX	9468	10120408
Total Pentachlorodibenzofuran (Total PeCDF)	TX	9552	10120408
Total Pentachlorodibenzo-p-dioxin (Total PeCDD)	TX	9555	10120408
Total Tetrachlorodibenzofuran (Total TCDF)	TX	9615	10120408
Total Tetrachlorodibenzo-p-dioxin (Total TCDD)	TX	9609	10120408

### Method EPA 1664

Analyte	AB	Analyte ID	Method ID
n-Hexane Extractable Material (HEM) (O&G)	TX	1803	10127807

### Method EPA 180.1

Analyte	AB	Analyte ID	Method ID
Turbidity	TX	2055	10011606





# Texas Commission on Environmental Quality

## NELAP - Recognized Laboratory Fields of Accreditation



ALS Laboratory Group, Environmental Services Division (Houston, Texas)

10450 Stancliff Road, Suite 210  
Houston, TX 77099-4338

Certificate: T104704231-18-21  
Expiration Date: 4/30/2019  
Issue Date: 5/1/2018

These fields of accreditation supercede all previous fields. The Texas Commission on Environmental Quality urges customers to verify the laboratory's current accreditation status for particular methods and analyses.

Matrix: *Non-Potable Water*

Method EPA 200.8

Analyte	AB	Analyte ID	Method ID
Aluminum	TX	1000	10014605
Antimony	TX	1005	10014605
Arsenic	TX	1010	10014605
Barium	TX	1015	10014605
Beryllium	TX	1020	10014605
Boron	TX	1025	10014605
Cadmium	TX	1030	10014605
Calcium	TX	1035	10014605
Chromium	TX	1040	10014605
Cobalt	TX	1050	10014605
Copper	TX	1055	10014605
Iron	TX	1070	10014605
Lead	TX	1075	10014605
Magnesium	TX	1085	10014605
Manganese	TX	1090	10014605
Molybdenum	TX	1100	10014605
Nickel	TX	1105	10014605
Potassium	TX	1125	10014605
Selenium	TX	1140	10014605
Silver	TX	1150	10014605
Sodium	TX	1155	10014605
Strontium	TX	1160	10014605
Thallium	TX	1165	10014605
Tin	TX	1175	10014605
Titanium	TX	1180	10014605
Uranium	TX	3035	10014605
Vanadium	TX	1185	10014605
Zinc	TX	1190	10014605



# Texas Commission on Environmental Quality

## NELAP - Recognized Laboratory Fields of Accreditation



ALS Laboratory Group, Environmental Services Division (Houston, Texas)

10450 Stancliff Road, Suite 210  
Houston, TX 77099-4338

Certificate: T104704231-18-21  
Expiration Date: 4/30/2019  
Issue Date: 5/1/2018

These fields of accreditation supercede all previous fields. The Texas Commission on Environmental Quality urges customers to verify the laboratory's current accreditation status for particular methods and analyses.

### Matrix: *Non-Potable Water*

#### Method EPA 245.1

Analyte	AB	Analyte ID	Method ID
Mercury	TX	1095	10036609

#### Method EPA 300.0

Analyte	AB	Analyte ID	Method ID
Bromide	TX	1540	10053200
Chloride	TX	1575	10053200
Fluoride	TX	1730	10053200
Nitrate as N	TX	1810	10053200
Nitrate-nitrite	TX	1820	10053200
Nitrite as N	TX	1840	10053200
Orthophosphate as P	TX	1870	10053200
Sulfate	TX	2000	10053200

#### Method EPA 305.1

Analyte	AB	Analyte ID	Method ID
Acidity, as CaCO <sub>3</sub>	TX	1500	10276207

#### Method EPA 310.1

Analyte	AB	Analyte ID	Method ID
Alkalinity as CaCO <sub>3</sub>	TX	1505	10054805

#### Method EPA 325.1

Analyte	AB	Analyte ID	Method ID
Chloride	TX	1575	10056801

#### Method EPA 335.1

Analyte	AB	Analyte ID	Method ID
Amenable cyanide	TX	1510	10060001

#### Method EPA 335.2

Analyte	AB	Analyte ID	Method ID
Total cyanide	TX	1645	10278203

#### Method EPA 335.3

Analyte	AB	Analyte ID	Method ID
Total cyanide	TX	1645	10061004



# Texas Commission on Environmental Quality

## NELAP - Recognized Laboratory Fields of Accreditation



ALS Laboratory Group, Environmental Services Division (Houston, Texas)

10450 Stancliff Road, Suite 210  
Houston, TX 77099-4338

Certificate: T104704231-18-21  
Expiration Date: 4/30/2019  
Issue Date: 5/1/2018

These fields of accreditation supercede all previous fields. The Texas Commission on Environmental Quality urges customers to verify the laboratory's current accreditation status for particular methods and analyses.

### Matrix: *Non-Potable Water*

#### Method EPA 335.4

Analyte	AB	Analyte ID	Method ID
Total cyanide	TX	1645	10061402

#### Method EPA 350.3

Analyte	AB	Analyte ID	Method ID
Ammonia as N	TX	1515	10064401

#### Method EPA 351.3

Analyte	AB	Analyte ID	Method ID
Kjeldahl Nitrogen (Total Kjeldahl Nitrogen-TKN)	TX	1790	10065802

#### Method EPA 360.1

Analyte	AB	Analyte ID	Method ID
Oxygen, dissolved	TX	1880	10069008

#### Method EPA 365.3

Analyte	AB	Analyte ID	Method ID
Orthophosphate as P	TX	1870	10070801
Phosphorus	TX	1910	10070801

#### Method EPA 375.4

Analyte	AB	Analyte ID	Method ID
Sulfate	TX	2000	10073800

#### Method EPA 376.1

Analyte	AB	Analyte ID	Method ID
Sulfide	TX	2005	10074201

#### Method EPA 405.1

Analyte	AB	Analyte ID	Method ID
Biochemical oxygen demand (BOD)	TX	1530	10075602
Carbonaceous BOD, CBOD	TX	1555	10075602

#### Method EPA 410.4

Analyte	AB	Analyte ID	Method ID
Chemical oxygen demand (COD)	TX	1565	10077404

#### Method EPA 415.1

Analyte	AB	Analyte ID	Method ID
Total Organic Carbon (TOC)	TX	2040	10078407



# Texas Commission on Environmental Quality

## NELAP - Recognized Laboratory Fields of Accreditation



ALS Laboratory Group, Environmental Services Division (Houston, Texas)

10450 Stancliff Road, Suite 210  
Houston, TX 77099-4338

Certificate: T104704231-18-21  
Expiration Date: 4/30/2019

Issue Date: 5/1/2018

These fields of accreditation supercede all previous fields. The Texas Commission on Environmental Quality urges customers to verify the laboratory's current accreditation status for particular methods and analyses.

### Matrix: *Non-Potable Water*

#### Method EPA 420.1

Analyte	AB	Analyte ID	Method ID
Total phenolics	TX	1905	10079400

#### Method EPA 420.4

Analyte	AB	Analyte ID	Method ID
Total phenolics	TX	1905	10080203

#### Method EPA 425.1

Analyte	AB	Analyte ID	Method ID
Surfactants - MBAS	TX	2025	10080601

#### Method EPA 602

Analyte	AB	Analyte ID	Method ID
Benzene	TX	4375	10102202
Ethylbenzene	TX	4765	10102202
m+p-xylene	TX	5240	10102202
Methyl tert-butyl ether (MTBE)	TX	5000	10102202
o-Xylene	TX	5250	10102202
Toluene	TX	5140	10102202
Xylene (total)	TX	5260	10102202

#### Method EPA 6020

Analyte	AB	Analyte ID	Method ID
Aluminum	TX	1000	10156419
Antimony	TX	1005	10156419
Arsenic	TX	1010	10156419
Barium	TX	1015	10156419
Beryllium	TX	1020	10156419
Boron	TX	1025	10156419
Cadmium	TX	1030	10156419
Calcium	TX	1035	10156419
Chromium	TX	1040	10156419
Cobalt	TX	1050	10156419
Copper	TX	1055	10156419



# Texas Commission on Environmental Quality

## NELAP - Recognized Laboratory Fields of Accreditation



ALS Laboratory Group, Environmental Services Division (Houston, Texas)

10450 Stancliff Road, Suite 210  
Houston, TX 77099-4338

Certificate: T104704231-18-21  
Expiration Date: 4/30/2019

Issue Date: 5/1/2018

These fields of accreditation supercede all previous fields. The Texas Commission on Environmental Quality urges customers to verify the laboratory's current accreditation status for particular methods and analyses.

### Matrix: *Non-Potable Water*

Iron	TX	1070	10156419
Lead	TX	1075	10156419
Lithium	TX	1080	10156419
Magnesium	TX	1085	10156419
Manganese	TX	1090	10156419
Molybdenum	TX	1100	10156419
Nickel	TX	1105	10156419
Potassium	TX	1125	10156419
Selenium	TX	1140	10156419
Silver	TX	1150	10156419
Sodium	TX	1155	10156419
Strontium	TX	1160	10156419
Thallium	TX	1165	10156419
Tin	TX	1175	10156419
Titanium	TX	1180	10156419
Vanadium	TX	1185	10156419
Zinc	TX	1190	10156419

### Method EPA 608

Analyte	AB	Analyte ID	Method ID
4,4'-DDD	TX	7355	10103603
4,4'-DDE	TX	7360	10103603
4,4'-DDT	TX	7365	10103603
Aldrin	TX	7025	10103603
alpha-BHC (alpha-Hexachlorocyclohexane)	TX	7110	10103603
alpha-Chlordane	TX	7240	10103603
Aroclor-1016 (PCB-1016)	TX	8880	10103603
Aroclor-1221 (PCB-1221)	TX	8885	10103603
Aroclor-1232 (PCB-1232)	TX	8890	10103603
Aroclor-1242 (PCB-1242)	TX	8895	10103603
Aroclor-1248 (PCB-1248)	TX	8900	10103603



# Texas Commission on Environmental Quality

## NELAP - Recognized Laboratory Fields of Accreditation



ALS Laboratory Group, Environmental Services Division (Houston, Texas)

10450 Stancliff Road, Suite 210  
Houston, TX 77099-4338

Certificate: T104704231-18-21  
Expiration Date: 4/30/2019  
Issue Date: 5/1/2018

These fields of accreditation supercede all previous fields. The Texas Commission on Environmental Quality urges customers to verify the laboratory's current accreditation status for particular methods and analyses.

### Matrix: *Non-Potable Water*

Aroclor-1254 (PCB-1254)	TX	8905	10103603
Aroclor-1260 (PCB-1260)	TX	8910	10103603
beta-BHC (beta-Hexachlorocyclohexane)	TX	7115	10103603
Chlordane (tech.)	TX	7250	10103603
delta-BHC (delta-Hexachlorocyclohexane)	TX	7105	10103603
Dieldrin	TX	7470	10103603
Endosulfan I	TX	7510	10103603
Endosulfan II	TX	7515	10103603
Endosulfan sulfate	TX	7520	10103603
Endrin	TX	7540	10103603
Endrin aldehyde	TX	7530	10103603
Endrin ketone	TX	7535	10103603
gamma-BHC (Lindane, gamma-Hexachlorocyclohexane)	TX	7120	10103603
gamma-Chlordane	TX	7245	10103603
Heptachlor	TX	7685	10103603
Heptachlor epoxide	TX	7690	10103603
Methoxychlor	TX	7810	10103603
Toxaphene (Chlorinated camphene)	TX	8250	10103603

### Method EPA 624

Analyte	AB	Analyte ID	Method ID
1,1,1-Trichloroethane	TX	5160	10107207
1,1,2,2-Tetrachloroethane	TX	5110	10107207
1,1,2-Trichloroethane	TX	5165	10107207
1,1-Dichloroethane	TX	4630	10107207
1,1-Dichloroethylene	TX	4640	10107207
1,2-Dibromoethane (EDB, Ethylene dibromide)	TX	4585	10107207
1,2-Dichlorobenzene	TX	4610	10107207
1,2-Dichloroethane (Ethylene dichloride)	TX	4635	10107207
1,2-Dichloropropane	TX	4655	10107207
1,3-Dichlorobenzene	TX	4615	10107207





# Texas Commission on Environmental Quality

## NELAP - Recognized Laboratory Fields of Accreditation



ALS Laboratory Group, Environmental Services Division (Houston,  
Texas)

10450 Stancliff Road, Suite 210  
Houston, TX 77099-4338

Certificate: T104704231-18-21  
Expiration Date: 4/30/2019  
Issue Date: 5/1/2018

These fields of accreditation supercede all previous fields. The Texas Commission on Environmental Quality urges customers to verify the laboratory's current accreditation status for particular methods and analyses.

### Matrix: *Non-Potable Water*

1,4-Dichlorobenzene	TX	4620	10107207
2-Butanone (Methyl ethyl ketone, MEK)	TX	4410	10107207
2-Chloroethyl vinyl ether	TX	4500	10107207
Acetone (2-Propanone)	TX	4315	10107207
Acrolein (Propenal)	TX	4325	10107207
Acrylonitrile	TX	4340	10107207
Benzene	TX	4375	10107207
Bromodichloromethane	TX	4395	10107207
Bromoform	TX	4400	10107207
Carbon tetrachloride	TX	4455	10107207
Chlorobenzene	TX	4475	10107207
Chlorodibromomethane	TX	4575	10107207
Chloroethane (Ethyl chloride)	TX	4485	10107207
Chloroform	TX	4505	10107207
cis-1,2-Dichloroethylene	TX	4645	10107207
cis-1,3-Dichloropropene	TX	4680	10107207
Ethylbenzene	TX	4765	10107207
m+p-xylene	TX	5240	10107207
Methyl bromide (Bromomethane)	TX	4950	10107207
Methyl chloride (Chloromethane)	TX	4960	10107207
Methyl tert-butyl ether (MTBE)	TX	5000	10107207
Methylene chloride (Dichloromethane)	TX	4975	10107207
Naphthalene	TX	5005	10107207
o-Xylene	TX	5250	10107207
Tetrachloroethylene (Perchloroethylene)	TX	5115	10107207
Toluene	TX	5140	10107207
trans-1,2-Dichloroethylene	TX	4700	10107207
trans-1,3-Dichloropropylene	TX	4685	10107207
Trichloroethene (Trichloroethylene)	TX	5170	10107207
Trichlorofluoromethane (Fluorotrichloromethane, Freon 11)	TX	5175	10107207



# Texas Commission on Environmental Quality

## NELAP - Recognized Laboratory Fields of Accreditation



ALS Laboratory Group, Environmental Services Division (Houston, Texas)

10450 Stancliff Road, Suite 210  
Houston, TX 77099-4338

Certificate: T104704231-18-21  
Expiration Date: 4/30/2019

Issue Date: 5/1/2018

These fields of accreditation supercede all previous fields. The Texas Commission on Environmental Quality urges customers to verify the laboratory's current accreditation status for particular methods and analyses.

### Matrix: *Non-Potable Water*

Vinyl chloride	TX	5235	10107207
Xylene (total)	TX	5260	10107207
<b>Method EPA 625</b>			
<b>Analyte</b>	<b>AB</b>	<b>Analyte ID</b>	<b>Method ID</b>
1,2,4,5-Tetrachlorobenzene	TX	6715	10107401
1,2,4-Trichlorobenzene	TX	5155	10107401
1,2-Dichlorobenzene	TX	4610	10107401
1,2-Diphenylhydrazine	TX	6220	10107401
1,3-Dichlorobenzene	TX	4615	10107401
1,4-Dichlorobenzene	TX	4620	10107401
2,2'-Oxybis(1-chloropropane) (bis(2-Chloro-1-methylethyl)ether)	TX	4659	10107401
2,4,5-Trichlorophenol	TX	6835	10107401
2,4,6-Trichlorophenol	TX	6840	10107401
2,4-Dichlorophenol	TX	6000	10107401
2,4-Dimethylphenol	TX	6130	10107401
2,4-Dinitrophenol	TX	6175	10107401
2,4-Dinitrotoluene (2,4-DNT)	TX	6185	10107401
2,6-Dinitrotoluene (2,6-DNT)	TX	6190	10107401
2-Chloronaphthalene	TX	5795	10107401
2-Chlorophenol	TX	5800	10107401
2-Methyl-4,6-dinitrophenol (4,6-Dinitro-2-methylphenol)	TX	6360	10107401
2-Methylphenol (o-Cresol)	TX	6400	10107401
2-Nitrophenol	TX	6490	10107401
3,3'-Dichlorobenzidine	TX	5945	10107401
4-Bromophenyl phenyl ether (BDE-3)	TX	5660	10107401
4-Chloro-3-methylphenol	TX	5700	10107401
4-Chlorophenyl phenylether	TX	5825	10107401
4-Methylphenol (p-Cresol)	TX	6410	10107401
4-Nitrophenol	TX	6500	10107401
Acenaphthene	TX	5500	10107401





# Texas Commission on Environmental Quality

## NELAP - Recognized Laboratory Fields of Accreditation



ALS Laboratory Group, Environmental Services Division (Houston, Texas)

10450 Stancliff Road, Suite 210  
Houston, TX 77099-4338

Certificate: T104704231-18-21  
Expiration Date: 4/30/2019

Issue Date: 5/1/2018

These fields of accreditation supercede all previous fields. The Texas Commission on Environmental Quality urges customers to verify the laboratory's current accreditation status for particular methods and analyses.

### Matrix: *Non-Potable Water*

Acenaphthylene	TX	5505	10107401
Anthracene	TX	5555	10107401
Benzidine	TX	5595	10107401
Benzo(a)anthracene	TX	5575	10107401
Benzo(a)pyrene	TX	5580	10107401
Benzo(b)fluoranthene	TX	5585	10107401
Benzo(g,h,i)perylene	TX	5590	10107401
Benzo(k)fluoranthene	TX	5600	10107401
bis(2-Chloroethoxy)methane	TX	5760	10107401
bis(2-Chloroethyl) ether	TX	5765	10107401
bis(2-Ethylhexyl) phthalate (Di(2-Ethylhexyl) phthalate, DEHP)	TX	6065	10107401
Butyl benzyl phthalate	TX	5670	10107401
Chrysene	TX	5855	10107401
Dibenz(a,h) anthracene	TX	5895	10107401
Diethyl phthalate	TX	6070	10107401
Dimethyl phthalate	TX	6135	10107401
Di-n-butyl phthalate	TX	5925	10107401
Di-n-octyl phthalate	TX	6200	10107401
Fluoranthene	TX	6265	10107401
Fluorene	TX	6270	10107401
Hexachlorobenzene	TX	6275	10107401
Hexachlorobutadiene	TX	4835	10107401
Hexachlorocyclopentadiene	TX	6285	10107401
Hexachloroethane	TX	4840	10107401
Indeno(1,2,3-cd) pyrene	TX	6315	10107401
Isophorone	TX	6320	10107401
Naphthalene	TX	5005	10107401
Nitrobenzene	TX	5015	10107401
n-Nitrosodiethylamine	TX	6525	10107401
n-Nitrosodimethylamine	TX	6530	10107401



# Texas Commission on Environmental Quality

## NELAP - Recognized Laboratory Fields of Accreditation



ALS Laboratory Group, Environmental Services Division (Houston, Texas)

10450 Stancliff Road, Suite 210  
Houston, TX 77099-4338

Certificate: T104704231-18-21  
Expiration Date: 4/30/2019  
Issue Date: 5/1/2018

These fields of accreditation supercede all previous fields. The Texas Commission on Environmental Quality urges customers to verify the laboratory's current accreditation status for particular methods and analyses.

### Matrix: *Non-Potable Water*

n-Nitrosodi-n-butylamine	TX	5025	10107401
n-Nitrosodi-n-propylamine	TX	6545	10107401
n-Nitrosodiphenylamine	TX	6535	10107401
Pentachlorobenzene	TX	6590	10107401
Pentachlorophenol	TX	6605	10107401
Phenanthrene	TX	6615	10107401
Phenol	TX	6625	10107401
Pyrene	TX	6665	10107401
Pyridine	TX	5095	10107401
<b>Method EPA 7196</b>			
<b>Analyte</b>	<b>AB</b>	<b>Analyte ID</b>	<b>Method ID</b>
Chromium (VI)	TX	1045	10162206
<b>Method EPA 7470</b>			
<b>Analyte</b>	<b>AB</b>	<b>Analyte ID</b>	<b>Method ID</b>
Mercury	TX	1095	10165603
<b>Method EPA 8011</b>			
<b>Analyte</b>	<b>AB</b>	<b>Analyte ID</b>	<b>Method ID</b>
1,2,3-Trichloropropane	TX	5180	10173009
1,2-Dibromo-3-chloropropane (DBCP)	TX	4570	10173009
1,2-Dibromoethane (EDB, Ethylene dibromide)	TX	4585	10173009
<b>Method EPA 8015</b>			
<b>Analyte</b>	<b>AB</b>	<b>Analyte ID</b>	<b>Method ID</b>
Diesel range organics (DRO)	TX	9369	10173203
Ethanol	TX	4750	10173203
Ethylene glycol	TX	4785	10173203
Gasoline range organics (GRO)	TX	9408	10173203
Isobutyl alcohol (2-Methyl-1-propanol)	TX	4875	10173203
Isopropyl alcohol (2-Propanol, Isopropanol)	TX	4895	10173203
Methanol	TX	4930	10173203
n-Butyl alcohol (1-Butanol, n-Butanol)	TX	4425	10173203
n-Propanol (1-Propanol)	TX	5055	10173203



# Texas Commission on Environmental Quality

## NELAP - Recognized Laboratory Fields of Accreditation



ALS Laboratory Group, Environmental Services Division (Houston, Texas)

10450 Stancliff Road, Suite 210  
Houston, TX 77099-4338

Certificate: T104704231-18-21  
Expiration Date: 4/30/2019

Issue Date: 5/1/2018

These fields of accreditation supercede all previous fields. The Texas Commission on Environmental Quality urges customers to verify the laboratory's current accreditation status for particular methods and analyses.

### Matrix: *Non-Potable Water*

Propylene Glycol	TX	6657	10173203
tert-Butyl alcohol	TX	4420	10173203

#### Method EPA 8021

Analyte	AB	Analyte ID	Method ID
Benzene	TX	4375	10174400
Ethylbenzene	TX	4765	10174400
m+p-xylene	TX	5240	10174400
Methyl tert-butyl ether (MTBE)	TX	5000	10174400
o-Xylene	TX	5250	10174400
Toluene	TX	5140	10174400
Xylene (total)	TX	5260	10174400

#### Method EPA 8081

Analyte	AB	Analyte ID	Method ID
4,4'-DDD	TX	7355	10178402
4,4'-DDE	TX	7360	10178402
4,4'-DDT	TX	7365	10178402
Aldrin	TX	7025	10178402
alpha-BHC (alpha-Hexachlorocyclohexane)	TX	7110	10178402
alpha-Chlordane	TX	7240	10178402
beta-BHC (beta-Hexachlorocyclohexane)	TX	7115	10178402
Chlordane (tech.)	TX	7250	10178402
delta-BHC (delta-Hexachlorocyclohexane)	TX	7105	10178402
Dieldrin	TX	7470	10178402
Endosulfan I	TX	7510	10178402
Endosulfan II	TX	7515	10178402
Endosulfan sulfate	TX	7520	10178402
Endrin	TX	7540	10178402
Endrin aldehyde	TX	7530	10178402
Endrin ketone	TX	7535	10178402
gamma-BHC (Lindane, gamma-Hexachlorocyclohexane)	TX	7120	10178402
gamma-Chlordane	TX	7245	10178402



# Texas Commission on Environmental Quality

## NELAP - Recognized Laboratory Fields of Accreditation



ALS Laboratory Group, Environmental Services Division (Houston, Texas)

10450 Stancliff Road, Suite 210  
Houston, TX 77099-4338

Certificate: T104704231-18-21  
Expiration Date: 4/30/2019

Issue Date: 5/1/2018

These fields of accreditation supercede all previous fields. The Texas Commission on Environmental Quality urges customers to verify the laboratory's current accreditation status for particular methods and analyses.

### Matrix: *Non-Potable Water*

Heptachlor	TX	7685	10178402
Heptachlor epoxide	TX	7690	10178402
Hexachlorobenzene	TX	6275	10178402
Methoxychlor	TX	7810	10178402
Mirex	TX	7870	10178402
Toxaphene (Chlorinated camphene)	TX	8250	10178402

### Method EPA 8082

Analyte	AB	Analyte ID	Method ID
Aroclor-1016 (PCB-1016)	TX	8880	10179201
Aroclor-1221 (PCB-1221)	TX	8885	10179201
Aroclor-1232 (PCB-1232)	TX	8890	10179201
Aroclor-1242 (PCB-1242)	TX	8895	10179201
Aroclor-1248 (PCB-1248)	TX	8900	10179201
Aroclor-1254 (PCB-1254)	TX	8905	10179201
Aroclor-1260 (PCB-1260)	TX	8910	10179201
PCBs (total)	TX	8870	10179201

### Method EPA 8151

Analyte	AB	Analyte ID	Method ID
2,4,5-T	TX	8655	10183003
2,4-D	TX	8545	10183003
2,4-DB	TX	8560	10183003
Dalapon	TX	8555	10183003
Dicamba	TX	8595	10183003
Dichloroprop (Dichloroprop, Weedone)	TX	8605	10183003
Dinoseb (2-sec-butyl-4,6-dinitrophenol, DNBP)	TX	8620	10183003
MCPA	TX	7775	10183003
MCPP	TX	7780	10183003
Silvex (2,4,5-TP)	TX	8650	10183003

### Method EPA 8260

Analyte	AB	Analyte ID	Method ID
1,1,1,2-Tetrachloroethane	TX	5105	10184404



# Texas Commission on Environmental Quality

## NELAP - Recognized Laboratory Fields of Accreditation



ALS Laboratory Group, Environmental Services Division (Houston, Texas)

10450 Stancliff Road, Suite 210  
Houston, TX 77099-4338

Certificate: T104704231-18-21  
Expiration Date: 4/30/2019

Issue Date: 5/1/2018

These fields of accreditation supercede all previous fields. The Texas Commission on Environmental Quality urges customers to verify the laboratory's current accreditation status for particular methods and analyses.

### Matrix: *Non-Potable Water*

1,1,1-Trichloroethane	TX	5160	10184404
1,1,2,2-Tetrachloroethane	TX	5110	10184404
1,1,2-Trichloro-1,2,2-trifluoroethane (Freon 113)	TX	5195	10184404
1,1,2-Trichloroethane	TX	5165	10184404
1,1-Dichloroethane	TX	4630	10184404
1,1-Dichloroethylene	TX	4640	10184404
1,1-Dichloropropene	TX	4670	10184404
1,2,3-Trichlorobenzene	TX	5150	10184404
1,2,3-Trichloropropane	TX	5180	10184404
1,2,4-Trichlorobenzene	TX	5155	10184404
1,2,4-Trimethylbenzene	TX	5210	10184404
1,2-Dibromo-3-chloropropane (DBCP)	TX	4570	10184404
1,2-Dibromoethane (EDB, Ethylene dibromide)	TX	4585	10184404
1,2-Dichlorobenzene	TX	4610	10184404
1,2-Dichloroethane (Ethylene dichloride)	TX	4635	10184404
1,2-Dichloropropane	TX	4655	10184404
1,3,5-Trimethylbenzene	TX	5215	10184404
1,3-Dichlorobenzene	TX	4615	10184404
1,3-Dichloropropane	TX	4660	10184404
1,4-Dichlorobenzene	TX	4620	10184404
1,4-Dioxane (1,4-Diethyleneoxide)	TX	4735	10184404
1-Chlorohexane	TX	4510	10184404
1-Propanol	TX	5060	10184404
2,2-Dichloropropane	TX	4665	10184404
2-Butanone (Methyl ethyl ketone, MEK)	TX	4410	10184404
2-Chloroethyl vinyl ether	TX	4500	10184404
2-Chlorotoluene	TX	4535	10184404
2-Hexanone (MBK)	TX	4860	10184404
2-Pentanone	TX	5045	10184404
4-Chlorotoluene	TX	4540	10184404



# Texas Commission on Environmental Quality

## NELAP - Recognized Laboratory Fields of Accreditation



ALS Laboratory Group, Environmental Services Division (Houston,  
Texas)

10450 Stancliff Road, Suite 210  
Houston, TX 77099-4338

Certificate: T104704231-18-21  
Expiration Date: 4/30/2019

Issue Date: 5/1/2018

These fields of accreditation supercede all previous fields. The Texas Commission on Environmental Quality urges customers to verify the laboratory's current accreditation status for particular methods and analyses.

### Matrix: *Non-Potable Water*

4-Isopropyltoluene (p-Cymene)	TX	4915	10184404
4-Methyl-2-pentanone (MIBK)	TX	4995	10184404
Acetone (2-Propanone)	TX	4315	10184404
Acetonitrile	TX	4320	10184404
Acrolein (Propenal)	TX	4325	10184404
Acrylonitrile	TX	4340	10184404
Allyl alcohol	TX	4350	10184404
Allyl chloride (3-Chloropropene)	TX	4355	10184404
Benzene	TX	4375	10184404
Benzyl chloride	TX	5635	10184404
Bromobenzene	TX	4385	10184404
Bromochloromethane	TX	4390	10184404
Bromodichloromethane	TX	4395	10184404
Bromoform	TX	4400	10184404
Carbon disulfide	TX	4450	10184404
Carbon tetrachloride	TX	4455	10184404
Chlorobenzene	TX	4475	10184404
Chlorodibromomethane	TX	4575	10184404
Chloroethane (Ethyl chloride)	TX	4485	10184404
Chloroform	TX	4505	10184404
Chloroprene (2-Chloro-1,3-butadiene)	TX	4525	10184404
cis-1,2-Dichloroethylene	TX	4645	10184404
cis-1,3-Dichloropropene	TX	4680	10184404
Dibromofluoromethane	TX	4590	10184404
Dibromomethane (Methylene bromide)	TX	4595	10184404
Dichlorodifluoromethane (Freon-12)	TX	4625	10184404
Diethyl ether	TX	4725	10184404
Di-isopropylether (DIPE)	TX	9375	10184404
Epichlorohydrin (1-Chloro-2,3-epoxypropane)	TX	4745	10184404
Ethanol	TX	4750	10184404





# Texas Commission on Environmental Quality

## NELAP - Recognized Laboratory Fields of Accreditation



ALS Laboratory Group, Environmental Services Division (Houston, Texas)

10450 Stancliff Road, Suite 210  
Houston, TX 77099-4338

Certificate: T104704231-18-21  
Expiration Date: 4/30/2019  
Issue Date: 5/1/2018

These fields of accreditation supercede all previous fields. The Texas Commission on Environmental Quality urges customers to verify the laboratory's current accreditation status for particular methods and analyses.

### Matrix: *Non-Potable Water*

Ethyl acetate	TX	4755	10184404
Ethyl methacrylate	TX	4810	10184404
Ethylbenzene	TX	4765	10184404
Ethylene oxide	TX	4795	10184404
Ethyl-t-butylether (ETBE) (2-Ethoxy-2-methylpropane)	TX	4770	10184404
Hexachlorobutadiene	TX	4835	10184404
Iodomethane (Methyl iodide)	TX	4870	10184404
Isobutyl alcohol (2-Methyl-1-propanol)	TX	4875	10184404
Isopropyl alcohol (2-Propanol, Isopropanol)	TX	4895	10184404
Isopropylbenzene (Cumene)	TX	4900	10184404
m+p-xylene	TX	5240	10184404
Methacrylonitrile	TX	4925	10184404
Methyl acetate	TX	4940	10184404
Methyl acrylate	TX	4945	10184404
Methyl bromide (Bromomethane)	TX	4950	10184404
Methyl chloride (Chloromethane)	TX	4960	10184404
Methyl methacrylate	TX	4990	10184404
Methyl tert-butyl ether (MTBE)	TX	5000	10184404
Methylcyclohexane	TX	4965	10184404
Methylene chloride (Dichloromethane)	TX	4975	10184404
Naphthalene	TX	5005	10184404
n-Butyl alcohol (1-Butanol, n-Butanol)	TX	4425	10184404
n-Butylbenzene	TX	4435	10184404
n-Propylbenzene	TX	5090	10184404
o-Xylene	TX	5250	10184404
Pentachloroethane	TX	5035	10184404
Propionitrile (Ethyl cyanide)	TX	5080	10184404
Pyridine	TX	5095	10184404
sec-Butylbenzene	TX	4440	10184404
Styrene	TX	5100	10184404



# Texas Commission on Environmental Quality

## NELAP - Recognized Laboratory Fields of Accreditation



ALS Laboratory Group, Environmental Services Division (Houston, Texas)

10450 Stancliff Road, Suite 210  
Houston, TX 77099-4338

Certificate: T104704231-18-21  
Expiration Date: 4/30/2019  
Issue Date: 5/1/2018

These fields of accreditation supercede all previous fields. The Texas Commission on Environmental Quality urges customers to verify the laboratory's current accreditation status for particular methods and analyses.

### Matrix: *Non-Potable Water*

T-amylmethylether (TAME)	TX	4370	10184404
tert-Butyl alcohol	TX	4420	10184404
tert-Butylbenzene	TX	4445	10184404
Tetrachloroethylene (Perchloroethylene)	TX	5115	10184404
Toluene	TX	5140	10184404
trans-1,2-Dichloroethylene	TX	4700	10184404
trans-1,3-Dichloropropylene	TX	4685	10184404
trans-1,4-Dichloro-2-butene	TX	4605	10184404
Trichloroethene (Trichloroethylene)	TX	5170	10184404
Trichlorofluoromethane (Fluorotrichloromethane, Freon 11)	TX	5175	10184404
Vinyl acetate	TX	5225	10184404
Vinyl chloride	TX	5235	10184404
Xylene (total)	TX	5260	10184404

### Method EPA 8270

Analyte	AB	Analyte ID	Method ID
1,2,4,5-Tetrachlorobenzene	TX	6715	10185203
1,2,4-Trichlorobenzene	TX	5155	10185203
1,2-Dibromo-3-chloropropane (DBCP)	TX	4570	10185203
1,2-Dichlorobenzene	TX	4610	10185203
1,2-Dinitrobenzene	TX	6155	10185203
1,2-Diphenylhydrazine	TX	6220	10185203
1,3,5-Trinitrobenzene (1,3,5-TNB)	TX	6885	10185203
1,3-Dichlorobenzene	TX	4615	10185203
1,3-Dinitrobenzene (1,3-DNB)	TX	6160	10185203
1,4-Dichlorobenzene	TX	4620	10185203
1,4-Dinitrobenzene	TX	6165	10185203
1,4-Naphthoquinone	TX	6420	10185203
1,4-Phenylenediamine	TX	6630	10185203
1-Chloronaphthalene	TX	5790	10185203
1-Naphthylamine	TX	6425	10185203





# Texas Commission on Environmental Quality

## NELAP - Recognized Laboratory Fields of Accreditation



ALS Laboratory Group, Environmental Services Division (Houston, Texas)

10450 Stancliff Road, Suite 210  
Houston, TX 77099-4338

Certificate: T104704231-18-21  
Expiration Date: 4/30/2019  
Issue Date: 5/1/2018

These fields of accreditation supercede all previous fields. The Texas Commission on Environmental Quality urges customers to verify the laboratory's current accreditation status for particular methods and analyses.

### Matrix: *Non-Potable Water*

2,2'-Oxybis(1-chloropropane) (bis(2-Chloro-1-methylethyl)ether)	TX	4659	10185203
2,3,4,6-Tetrachlorophenol	TX	6735	10185203
2,4,5-Trichlorophenol	TX	6835	10185203
2,4,5-Trimethylaniline	TX	6880	10185203
2,4,6-Trichlorophenol	TX	6840	10185203
2,4-Diaminotoluene	TX	5880	10185203
2,4-Dichlorophenol	TX	6000	10185203
2,4-Dimethylphenol	TX	6130	10185203
2,4-Dinitrophenol	TX	6175	10185203
2,4-Dinitrotoluene (2,4-DNT)	TX	6185	10185203
2,6-Dichlorophenol	TX	6005	10185203
2,6-Dinitrotoluene (2,6-DNT)	TX	6190	10185203
2-Acetylaminofluorene	TX	5515	10185203
2-Chloronaphthalene	TX	5795	10185203
2-Chlorophenol	TX	5800	10185203
2-Methyl-4,6-dinitrophenol (4,6-Dinitro-2-methylphenol)	TX	6360	10185203
2-Methylaniline (o-Toluidine)	TX	5145	10185203
2-Methylnaphthalene	TX	6385	10185203
2-Methylphenol (o-Cresol)	TX	6400	10185203
2-Naphthylamine	TX	6430	10185203
2-Nitroaniline	TX	6460	10185203
2-Nitrophenol	TX	6490	10185203
2-Picoline (2-Methylpyridine)	TX	5050	10185203
3,3'-Dichlorobenzidine	TX	5945	10185203
3,3'-Dimethylbenzidine	TX	6120	10185203
3-Methylcholanthrene	TX	6355	10185203
3-Methylphenol (m-Cresol)	TX	6405	10185203
3-Nitroaniline	TX	6465	10185203
4-Aminobiphenyl	TX	5540	10185203
4-Bromophenyl phenyl ether (BDE-3)	TX	5660	10185203



# Texas Commission on Environmental Quality

## NELAP - Recognized Laboratory Fields of Accreditation



ALS Laboratory Group, Environmental Services Division (Houston,  
Texas)

10450 Stancliff Road, Suite 210  
Houston, TX 77099-4338

Certificate: T104704231-18-21  
Expiration Date: 4/30/2019  
Issue Date: 5/1/2018

These fields of accreditation supercede all previous fields. The Texas Commission on Environmental Quality urges customers to verify the laboratory's current accreditation status for particular methods and analyses.

### Matrix: *Non-Potable Water*

4-Chloro-3-methylphenol	TX	5700	10185203
4-Chloroaniline	TX	5745	10185203
4-Chlorophenyl phenylether	TX	5825	10185203
4-Dimethyl aminoazobenzene	TX	6105	10185203
4-Methylphenol (p-Cresol)	TX	6410	10185203
4-Nitroaniline	TX	6470	10185203
4-Nitrobiphenyl	TX	6480	10185203
4-Nitrophenol	TX	6500	10185203
4-Nitroquinoline-1-oxide	TX	6510	10185203
5-Chloro-2-methylaniline	TX	5695	10185203
5-Nitro-o-toluidine	TX	6570	10185203
7,12-Dimethylbenz(a) anthracene	TX	6115	10185203
a-a-Dimethylphenethylamine	TX	6125	10185203
Acenaphthene	TX	5500	10185203
Acenaphthylene	TX	5505	10185203
Acetophenone	TX	5510	10185203
Aniline	TX	5545	10185203
Anthracene	TX	5555	10185203
Aramite	TX	5560	10185203
Atrazine	TX	7065	10185203
Azinphos-methyl (Guthion)	TX	7075	10185203
Azobenzene	TX	5562	10185203
Benzenethiol (Thiophenol)	TX	6750	10185203
Benzidine	TX	5595	10185203
Benzo(a)anthracene	TX	5575	10185203
Benzo(a)pyrene	TX	5580	10185203
Benzo(b)fluoranthene	TX	5585	10185203
Benzo(e)pyrene	TX	5605	10185203
Benzo(g,h,i)perylene	TX	5590	10185203
Benzo(k)fluoranthene	TX	5600	10185203



# Texas Commission on Environmental Quality

## NELAP - Recognized Laboratory Fields of Accreditation



ALS Laboratory Group, Environmental Services Division (Houston, Texas)

10450 Stancliff Road, Suite 210  
Houston, TX 77099-4338

Certificate: T104704231-18-21  
Expiration Date: 4/30/2019

Issue Date: 5/1/2018

These fields of accreditation supercede all previous fields. The Texas Commission on Environmental Quality urges customers to verify the laboratory's current accreditation status for particular methods and analyses.

### Matrix: *Non-Potable Water*

Benzoic acid	TX	5610	10185203
Benzyl alcohol	TX	5630	10185203
Biphenyl	TX	5640	10185203
bis(2-Chloroethoxy)methane	TX	5760	10185203
bis(2-Chloroethyl) ether	TX	5765	10185203
bis(2-Ethylhexyl) phthalate (Di(2-Ethylhexyl) phthalate, DEHP)	TX	6065	10185203
Butyl benzyl phthalate	TX	5670	10185203
Caprolactam	TX	7180	10185203
Captan	TX	7190	10185203
Carbaryl (Sevin)	TX	7195	10185203
Carbazole	TX	5680	10185203
Carbophenothion	TX	7220	10185203
Chlorobenzilate	TX	7260	10185203
Chrysene	TX	5855	10185203
Coumaphos	TX	7315	10185203
Demeton	TX	7390	10185203
Demeton	TX	7390	10185203
Demeton-o	TX	7395	10185203
Demeton-s	TX	7385	10185203
Diallate	TX	7405	10185203
Dibenz(a,h) anthracene	TX	5895	10185203
Dibenz(a,j) acridine	TX	5900	10185203
Dibenzofuran	TX	5905	10185203
Dichlorvos (DDVP, Dichlorvos)	TX	8610	10185203
Diethyl phthalate	TX	6070	10185203
Dimethoate	TX	7475	10185203
Dimethoate	TX	7475	10185203
Dimethyl phthalate	TX	6135	10185203
Di-n-butyl phthalate	TX	5925	10185203
Di-n-octyl phthalate	TX	6200	10185203



# Texas Commission on Environmental Quality

## NELAP - Recognized Laboratory Fields of Accreditation



ALS Laboratory Group, Environmental Services Division (Houston,  
Texas)

10450 Stancliff Road, Suite 210  
Houston, TX 77099-4338

Certificate: T104704231-18-21  
Expiration Date: 4/30/2019  
Issue Date: 5/1/2018

These fields of accreditation supercede all previous fields. The Texas Commission on Environmental Quality urges customers to verify the laboratory's current accreditation status for particular methods and analyses.

### Matrix: *Non-Potable Water*

Dinoseb (2-sec-butyl-4,6-dinitrophenol, DNBP)	TX	8620	10185203
Dioxathion	TX	7495	10185203
Diphenylamine	TX	6205	10185203
Disulfoton	TX	8625	10185203
Ethion	TX	7565	10185203
Ethyl methanesulfonate	TX	6260	10185203
Famphur	TX	7580	10185203
Fluoranthene	TX	6265	10185203
Fluorene	TX	6270	10185203
Hexachlorobenzene	TX	6275	10185203
Hexachlorobutadiene	TX	4835	10185203
Hexachlorocyclopentadiene	TX	6285	10185203
Hexachloroethane	TX	4840	10185203
Hexachlorophene	TX	6290	10185203
Hexachloropropene	TX	6295	10185203
Indeno(1,2,3-cd) pyrene	TX	6315	10185203
Isodrin	TX	7725	10185203
Isophorone	TX	6320	10185203
Isosafrole	TX	6325	10185203
Kepone	TX	7740	10185203
Maleic anhydride	TX	6335	10185203
Methapyrilene	TX	6345	10185203
Methyl methanesulfonate	TX	6375	10185203
Methyl parathion (Parathion, methyl)	TX	7825	10185203
Mevinphos	TX	7850	10185203
Naled	TX	7905	10185203
Naphthalene	TX	5005	10185203
Nitrobenzene	TX	5015	10185203
n-Nitrosodiethylamine	TX	6525	10185203
n-Nitrosodimethylamine	TX	6530	10185203



# Texas Commission on Environmental Quality

## NELAP - Recognized Laboratory Fields of Accreditation



ALS Laboratory Group, Environmental Services Division (Houston, Texas)

10450 Stancliff Road, Suite 210  
Houston, TX 77099-4338

Certificate: T104704231-18-21  
Expiration Date: 4/30/2019

Issue Date: 5/1/2018

These fields of accreditation supercede all previous fields. The Texas Commission on Environmental Quality urges customers to verify the laboratory's current accreditation status for particular methods and analyses.

### Matrix: *Non-Potable Water*

n-Nitrosodi-n-butylamine	TX	5025	10185203
n-Nitrosodi-n-propylamine	TX	6545	10185203
n-Nitrosodiphenylamine	TX	6535	10185203
n-Nitrosomethylethylamine	TX	6550	10185203
n-Nitrosomorpholine	TX	6555	10185203
n-Nitrosopiperidine	TX	6560	10185203
n-Nitrosopyrrolidine	TX	6565	10185203
o,o,o-Triethyl phosphorothioate	TX	8290	10185203
o-Anisidine	TX	5550	10185203
Parathion, ethyl	TX	7955	10185203
p-Cresidine	TX	5860	10185203
Pentachlorobenzene	TX	6590	10185203
Pentachloronitrobenzene (PCNB)	TX	6600	10185203
Pentachlorophenol	TX	6605	10185203
Phenacetin	TX	6610	10185203
Phenanthrene	TX	6615	10185203
Phenol	TX	6625	10185203
Phorate	TX	7985	10185203
Phosmet (Imidan)	TX	8000	10185203
Phthalic anhydride	TX	6640	10185203
Pronamide (Kerb)	TX	6650	10185203
Pyrene	TX	6665	10185203
Pyridine	TX	5095	10185203
Quinoline	TX	6670	10185203
Resorcinol	TX	6680	10185203
Safrole	TX	6685	10185203
Sulfotepp	TX	8155	10185203
Terbufos	TX	8185	10185203
Tetrachlorvinphos (Stirophos, Gardona)	TX	8197	10185203
Thionazin (Zinophos)	TX	8235	10185203



# Texas Commission on Environmental Quality

## NELAP - Recognized Laboratory Fields of Accreditation



ALS Laboratory Group, Environmental Services Division (Houston, Texas)

10450 Stancliff Road, Suite 210  
Houston, TX 77099-4338

Certificate: T104704231-18-21  
Expiration Date: 4/30/2019

Issue Date: 5/1/2018

These fields of accreditation supercede all previous fields. The Texas Commission on Environmental Quality urges customers to verify the laboratory's current accreditation status for particular methods and analyses.

### Matrix: *Non-Potable Water*

Toluene diisocyanate	TX	6775	10185203
Trifluralin (Treflan)	TX	8295	10185203
<b>Method EPA 8280</b>			
<b>Analyte</b>	<b>AB</b>	<b>Analyte ID</b>	<b>Method ID</b>
1,2,3,4,6,7,8,9-Octachlorodibenzofuran (OCDF)	TX	9516	10186808
1,2,3,4,6,7,8,9-Octachlorodibenzo-p-dioxin (OCDD)	TX	9519	10186808
1,2,3,4,6,7,8-Heptachlorodibenzofuran (1,2,3,4,6,7,8-HpCDF)	TX	9420	10186808
1,2,3,4,6,7,8-Heptachlorodibenzo-p-dioxin (1,2,3,4,6,7,8-HpCDD)	TX	9426	10186808
1,2,3,4,7,8,9-Heptachlorodibenzofuran (1,2,3,4,7,8,9-HpCDF)	TX	9423	10186808
1,2,3,4,7,8-Hexachlorodibenzofuran (1,2,3,4,7,8-HxCDF)	TX	9471	10186808
1,2,3,4,7,8-Hexachlorodibenzo-p-dioxin (1,2,3,4,7,8-HxCDD)	TX	9453	10186808
1,2,3,6,7,8-Hexachlorodibenzofuran (1,2,3,6,7,8-HxCDF)	TX	9474	10186808
1,2,3,6,7,8-Hexachlorodibenzo-p-dioxin (1,2,3,6,7,8-HxCDD)	TX	9456	10186808
1,2,3,7,8,9-Hexachlorodibenzofuran (1,2,3,7,8,9-HxCDF)	TX	9477	10186808
1,2,3,7,8,9-Hexachlorodibenzo-p-dioxin (1,2,3,7,8,9-HxCDD)	TX	9459	10186808
1,2,3,7,8-Pentachlorodibenzofuran (1,2,3,7,8-PeCDF)	TX	9543	10186808
1,2,3,7,8-Pentachlorodibenzo-p-dioxin (1,2,3,7,8-PeCDD)	TX	9540	10186808
2,3,4,6,7,8-Hexachlorodibenzofuran (2,3,4,6,7,8-HxCDF)	TX	9480	10186808
2,3,4,7,8-Pentachlorodibenzofuran (2,3,4,7,8-PeCDF)	TX	9549	10186808
2,3,7,8-Tetrachlorodibenzofuran (2,3,7,8-TCDF)	TX	9612	10186808
2,3,7,8-Tetrachlorodibenzo-p-dioxin (2,3,7,8-TCDD)	TX	9618	10186808
Total Heptachlorodibenzofuran (Total HpCDF)	TX	9444	10186808
Total Heptachlorodibenzo-p-dioxin (Total HpCDD)	TX	9438	10186808
Total Hexachlorodibenzofuran (Total HxCDF)	TX	9483	10186808
Total Hexachlorodibenzo-p-dioxin (Total HxCDD)	TX	9468	10186808
Total Pentachlorodibenzofuran (Total PeCDF)	TX	9552	10186808
Total Pentachlorodibenzo-p-dioxin (Total PeCDD)	TX	9555	10186808
Total Tetrachlorodibenzofuran (Total TCDF)	TX	9615	10186808
Total Tetrachlorodibenzo-p-dioxin (Total TCDD)	TX	9609	10186808

### Method EPA 8290

<b>Analyte</b>	<b>AB</b>	<b>Analyte ID</b>	<b>Method ID</b>
----------------	-----------	-------------------	------------------





# Texas Commission on Environmental Quality

## NELAP - Recognized Laboratory Fields of Accreditation



ALS Laboratory Group, Environmental Services Division (Houston, Texas)

10450 Stancliff Road, Suite 210  
Houston, TX 77099-4338

Certificate: T104704231-18-21  
Expiration Date: 4/30/2019

Issue Date: 5/1/2018

These fields of accreditation supercede all previous fields. The Texas Commission on Environmental Quality urges customers to verify the laboratory's current accreditation status for particular methods and analyses.

### Matrix: *Non-Potable Water*

1,2,3,4,6,7,8,9-Octachlorodibenzofuran (OCDF)	TX	9516	10187209
1,2,3,4,6,7,8,9-Octachlorodibenzo-p-dioxin (OCDD)	TX	9519	10187209
1,2,3,4,6,7,8-Heptachlorodibenzofuran (1,2,3,4,6,7,8-HpCDF)	TX	9420	10187209
1,2,3,4,6,7,8-Heptachlorodibenzo-p-dioxin (1,2,3,4,6,7,8-HpCDD)	TX	9426	10187209
1,2,3,4,7,8,9-Heptachlorodibenzofuran (1,2,3,4,7,8,9-HpCDF)	TX	9423	10187209
1,2,3,4,7,8-Hexachlorodibenzofuran (1,2,3,4,7,8-HxCDF)	TX	9471	10187209
1,2,3,4,7,8-Hexachlorodibenzo-p-dioxin (1,2,3,4,7,8-HxCDD)	TX	9453	10187209
1,2,3,6,7,8-Hexachlorodibenzofuran (1,2,3,6,7,8-HxCDF)	TX	9474	10187209
1,2,3,6,7,8-Hexachlorodibenzo-p-dioxin (1,2,3,6,7,8-HxCDD)	TX	9456	10187209
1,2,3,7,8,9-Hexachlorodibenzofuran (1,2,3,7,8,9-HxCDF)	TX	9477	10187209
1,2,3,7,8,9-Hexachlorodibenzo-p-dioxin (1,2,3,7,8,9-HxCDD)	TX	9459	10187209
1,2,3,7,8-Pentachlorodibenzofuran (1,2,3,7,8-PeCDF)	TX	9543	10187209
1,2,3,7,8-Pentachlorodibenzo-p-dioxin (1,2,3,7,8-PeCDD)	TX	9540	10187209
2,3,4,6,7,8-Hexachlorodibenzofuran (2,3,4,6,7,8-HxCDF)	TX	9480	10187209
2,3,4,7,8-Pentachlorodibenzofuran (2,3,4,7,8-PeCDF)	TX	9549	10187209
2,3,7,8-Tetrachlorodibenzofuran (2,3,7,8-TCDF)	TX	9612	10187209
2,3,7,8-Tetrachlorodibenzo-p-dioxin (2,3,7,8-TCDD)	TX	9618	10187209
Total Heptachlorodibenzofuran (Total HpCDF)	TX	9444	10187209
Total Heptachlorodibenzo-p-dioxin (Total HpCDD)	TX	9438	10187209
Total Hexachlorodibenzofuran (Total HxCDF)	TX	9483	10187209
Total Hexachlorodibenzo-p-dioxin (Total HxCDD)	TX	9468	10187209
Total Pentachlorodibenzofuran (Total PeCDF)	TX	9552	10187209
Total Pentachlorodibenzo-p-dioxin (Total PeCDD)	TX	9555	10187209
Total Tetrachlorodibenzofuran (Total TCDF)	TX	9615	10187209
Total Tetrachlorodibenzo-p-dioxin (Total TCDD)	TX	9609	10187209

### Method EPA 8315

Analyte	AB	Analyte ID	Method ID
Formaldehyde	TX	4815	10187801

### Method EPA 8316

Analyte	AB	Analyte ID	Method ID
Acrylamide	TX	4330	10188202



# Texas Commission on Environmental Quality

## NELAP - Recognized Laboratory Fields of Accreditation



ALS Laboratory Group, Environmental Services Division (Houston, Texas)

10450 Stancliff Road, Suite 210  
Houston, TX 77099-4338

Certificate: T104704231-18-21  
Expiration Date: 4/30/2019

Issue Date: 5/1/2018

These fields of accreditation supercede all previous fields. The Texas Commission on Environmental Quality urges customers to verify the laboratory's current accreditation status for particular methods and analyses.

### Matrix: *Non-Potable Water*

#### Method EPA 8330

Analyte	AB	Analyte ID	Method ID
1,3,5-Trinitrobenzene (1,3,5-TNB)	TX	6885	10189807
1,3-Dinitrobenzene (1,3-DNB)	TX	6160	10189807
2,4,6-Trinitrotoluene (2,4,6-TNT)	TX	9651	10189807
2,4-Dinitrotoluene (2,4-DNT)	TX	6185	10189807
2,6-Dinitrotoluene (2,6-DNT)	TX	6190	10189807
2-Amino-4,6-dinitrotoluene (2-am-dnt)	TX	9303	10189807
2-Nitrotoluene	TX	9507	10189807
3-Nitrotoluene	TX	9510	10189807
4-Amino-2,6-dinitrotoluene (4-am-dnt)	TX	9306	10189807
4-Nitrotoluene	TX	9513	10189807
Methyl-2,4,6-trinitrophenylnitramine (tetryl)	TX	6415	10189807
Nitrobenzene	TX	5015	10189807
Octahydro-1,3,5,7-tetranitro-1,3,5,7-tetrazocine (HMX)	TX	9522	10189807
RDX (hexahydro-1,3,5-trinitro-1,3,5-triazine)	TX	9432	10189807

#### Method EPA 9012

Analyte	AB	Analyte ID	Method ID
Amenable cyanide	TX	1510	10243206
Total cyanide	TX	1645	10243206

#### Method EPA 9014

Analyte	AB	Analyte ID	Method ID
Amenable cyanide	TX	1510	10193803
Total cyanide	TX	1645	10193803

#### Method EPA 9038

Analyte	AB	Analyte ID	Method ID
Sulfate	TX	2000	10196608

#### Method EPA 9040

Analyte	AB	Analyte ID	Method ID
pH	TX	1900	10196802





# Texas Commission on Environmental Quality

## NELAP - Recognized Laboratory Fields of Accreditation



ALS Laboratory Group, Environmental Services Division (Houston, Texas)

10450 Stancliff Road, Suite 210  
Houston, TX 77099-4338

Certificate: T104704231-18-21  
Expiration Date: 4/30/2019

Issue Date: 5/1/2018

These fields of accreditation supercede all previous fields. The Texas Commission on Environmental Quality urges customers to verify the laboratory's current accreditation status for particular methods and analyses.

### Matrix: *Non-Potable Water*

#### Method EPA 9050

Analyte	AB	Analyte ID	Method ID
Conductivity	TX	1610	10198604

#### Method EPA 9056

Analyte	AB	Analyte ID	Method ID
Bromide	TX	1540	10199209
Chloride	TX	1575	10199209
Fluoride	TX	1730	10199209
Nitrate as N	TX	1810	10199209
Nitrate-nitrite	TX	1820	10199209
Nitrite as N	TX	1840	10199209
Orthophosphate as P	TX	1870	10199209
Sulfate	TX	2000	10199209

#### Method EPA 9060

Analyte	AB	Analyte ID	Method ID
Total Organic Carbon (TOC)	TX	2040	10200201

#### Method EPA 9065

Analyte	AB	Analyte ID	Method ID
Total phenolics	TX	1905	10200405

#### Method EPA 9066

Analyte	AB	Analyte ID	Method ID
Total phenolics	TX	1905	10200609

#### Method EPA 9250

Analyte	AB	Analyte ID	Method ID
Chloride	TX	1575	10207202

#### Method EPA RSK 175

Analyte	AB	Analyte ID	Method ID
2-methylpropane (Isobutane)	TX	4942	10212905
Ethane	TX	4747	10212905
Ethene	TX	4752	10212905
Methane	TX	4926	10212905



# Texas Commission on Environmental Quality

## NELAP - Recognized Laboratory Fields of Accreditation



ALS Laboratory Group, Environmental Services Division (Houston, Texas)

10450 Stancliff Road, Suite 210  
Houston, TX 77099-4338

Certificate: T104704231-18-21  
Expiration Date: 4/30/2019

Issue Date: 5/1/2018

These fields of accreditation supercede all previous fields. The Texas Commission on Environmental Quality urges customers to verify the laboratory's current accreditation status for particular methods and analyses.

### Matrix: *Non-Potable Water*

n-Butane	TX	5007	10212905
n-Propane	TX	5029	10212905
<b>Method</b> HACH 8000			
<b>Analyte</b>	<b>AB</b>	<b>Analyte ID</b>	<b>Method ID</b>
Chemical oxygen demand (COD)	TX	1565	60003001
<b>Method</b> SM 2120 B			
<b>Analyte</b>	<b>AB</b>	<b>Analyte ID</b>	<b>Method ID</b>
Color	TX	1605	20223807
<b>Method</b> SM 2310 B (4a)			
<b>Analyte</b>	<b>AB</b>	<b>Analyte ID</b>	<b>Method ID</b>
Acidity, as CaCO <sub>3</sub>	TX	1500	20002806
<b>Method</b> SM 2320 B			
<b>Analyte</b>	<b>AB</b>	<b>Analyte ID</b>	<b>Method ID</b>
Alkalinity as CaCO <sub>3</sub>	TX	1505	20045005
<b>Method</b> SM 2340 B			
<b>Analyte</b>	<b>AB</b>	<b>Analyte ID</b>	<b>Method ID</b>
Total hardness as CaCO <sub>3</sub>	TX	1755	20046008
<b>Method</b> SM 2510 B			
<b>Analyte</b>	<b>AB</b>	<b>Analyte ID</b>	<b>Method ID</b>
Conductivity	TX	1610	20048004
<b>Method</b> SM 2540 B			
<b>Analyte</b>	<b>AB</b>	<b>Analyte ID</b>	<b>Method ID</b>
Residue-total (total solids)	TX	1950	20004608
<b>Method</b> SM 2540 C			
<b>Analyte</b>	<b>AB</b>	<b>Analyte ID</b>	<b>Method ID</b>
Residue-filterable (TDS)	TX	1955	20049803
<b>Method</b> SM 2540 D			
<b>Analyte</b>	<b>AB</b>	<b>Analyte ID</b>	<b>Method ID</b>
Residue-nonfilterable (TSS)	TX	1960	20004802
<b>Method</b> SM 3500-Cr B			
<b>Analyte</b>	<b>AB</b>	<b>Analyte ID</b>	<b>Method ID</b>
Chromium (VI)	TX	1045	20065809



# Texas Commission on Environmental Quality

## NELAP - Recognized Laboratory Fields of Accreditation



ALS Laboratory Group, Environmental Services Division (Houston, Texas)

10450 Stancliff Road, Suite 210  
Houston, TX 77099-4338

Certificate: T104704231-18-21  
Expiration Date: 4/30/2019

Issue Date: 5/1/2018

These fields of accreditation supercede all previous fields. The Texas Commission on Environmental Quality urges customers to verify the laboratory's current accreditation status for particular methods and analyses.

### Matrix: *Non-Potable Water*

#### Method SM 4500-Cl<sup>-</sup> F

Analyte	AB	Analyte ID	Method ID
Total residual chlorine	TX	1940	20080482

#### Method SM 4500-Cl<sup>-</sup> E

Analyte	AB	Analyte ID	Method ID
Chloride	TX	1575	20019209

#### Method SM 4500-CN<sup>-</sup> C

Analyte	AB	Analyte ID	Method ID
Total cyanide	TX	1645	20020808

#### Method SM 4500-CN<sup>-</sup> E

Analyte	AB	Analyte ID	Method ID
Total cyanide	TX	1645	20021209

#### Method SM 4500-CN<sup>-</sup> G

Analyte	AB	Analyte ID	Method ID
Amenable cyanide	TX	1510	20021607

#### Method SM 4500-H<sup>+</sup> B

Analyte	AB	Analyte ID	Method ID
pH	TX	1900	20104603

#### Method SM 4500-NH<sub>3</sub> D

Analyte	AB	Analyte ID	Method ID
Ammonia as N	TX	1515	20108809
Kjeldahl Nitrogen (Total Kjeldahl Nitrogen-TKN)	TX	1790	20108809

#### Method SM 4500-NH<sub>3</sub> F

Analyte	AB	Analyte ID	Method ID
Ammonia as N	TX	1515	20023001

#### Method SM 4500-O G

Analyte	AB	Analyte ID	Method ID
Oxygen, dissolved	TX	1880	20025405

#### Method SM 4500-P E

Analyte	AB	Analyte ID	Method ID
Orthophosphate as P	TX	1870	20025803
Phosphorus	TX	1910	20025803



# Texas Commission on Environmental Quality

## NELAP - Recognized Laboratory Fields of Accreditation



ALS Laboratory Group, Environmental Services Division (Houston, Texas)

10450 Stancliff Road, Suite 210  
Houston, TX 77099-4338

Certificate: T104704231-18-21  
Expiration Date: 4/30/2019  
Issue Date: 5/1/2018

These fields of accreditation supercede all previous fields. The Texas Commission on Environmental Quality urges customers to verify the laboratory's current accreditation status for particular methods and analyses.

### Matrix: *Non-Potable Water*

#### Method SM 4500-S2<sup>-</sup> F

Analyte	AB	Analyte ID	Method ID
Sulfide	TX	2005	20126209

#### Method SM 4500-SiO<sub>2</sub> D

Analyte	AB	Analyte ID	Method ID
Silica as SiO <sub>2</sub>	TX	1990	20127202

#### Method SM 4500-SO<sub>3</sub><sup>-</sup> B

Analyte	AB	Analyte ID	Method ID
Sulfite	TX	2015	20026806

#### Method SM 5210 B

Analyte	AB	Analyte ID	Method ID
Biochemical oxygen demand (BOD)	TX	1530	20027401
Carbonaceous BOD, CBOD	TX	1555	20027401

#### Method SM 5310 B

Analyte	AB	Analyte ID	Method ID
Total Organic Carbon (TOC)	TX	2040	20137206

#### Method SM 5310 C

Analyte	AB	Analyte ID	Method ID
Total Organic Carbon (TOC)	TX	2040	20138209

#### Method SM 5540 C

Analyte	AB	Analyte ID	Method ID
Surfactants - MBAS	TX	2025	20144405

#### Method TCEQ 1005

Analyte	AB	Analyte ID	Method ID
Total Petroleum Hydrocarbons (TPH)	TX	2050	90019208



# Texas Commission on Environmental Quality

## NELAP - Recognized Laboratory Fields of Accreditation



ALS Laboratory Group, Environmental Services Division (Houston, Texas)

10450 Stancliff Road, Suite 210  
Houston, TX 77099-4338

Certificate: T104704231-18-21  
Expiration Date: 4/30/2019

Issue Date: 5/1/2018

These fields of accreditation supercede all previous fields. The Texas Commission on Environmental Quality urges customers to verify the laboratory's current accreditation status for particular methods and analyses.

### Matrix: *Solid & Chemical Materials*

#### Method ASTM D2216

Analyte	AB	Analyte ID	Method ID
Moisture	TX	10337	ASTM D2216-05

#### Method EPA 1010

Analyte	AB	Analyte ID	Method ID
Ignitability	TX	1780	10116606

#### Method EPA 1030

Analyte	AB	Analyte ID	Method ID
Ignitability	TX	1780	10117201

#### Method EPA 1311

Analyte	AB	Analyte ID	Method ID
TCLP	TX	849	10118806

#### Method EPA 1312

Analyte	AB	Analyte ID	Method ID
SPLP	TX	850	10119003

#### Method EPA 1668

Analyte	AB	Analyte ID	Method ID
Decachlorobiphenyls	TX	10332	10262007
Dichlorobiphenyls	TX	464	10262007
Heptachlorobiphenyls	TX	486	10262007
Hexachlorobiphenyls	TX	487	10262007
Monochlorobiphenyls	TX	501	10262007
Nonachlorobiphenyls	TX	507	10262007
Octachlorobiphenyls	TX	508	10262007
Pentachlorobiphenyls	TX	515	10262007
Tetrachlorobiphenyls	TX	528	10262007
Trichlorobiphenyls	TX	541	10262007

#### Method EPA 200.8

Analyte	AB	Analyte ID	Method ID
Uranium	TX	3035	10014605



# Texas Commission on Environmental Quality

## NELAP - Recognized Laboratory Fields of Accreditation



ALS Laboratory Group, Environmental Services Division (Houston, Texas)

10450 Stancliff Road, Suite 210  
Houston, TX 77099-4338

Certificate: T104704231-18-21  
Expiration Date: 4/30/2019  
Issue Date: 5/1/2018

These fields of accreditation supercede all previous fields. The Texas Commission on Environmental Quality urges customers to verify the laboratory's current accreditation status for particular methods and analyses.

Matrix: **Solid & Chemical Materials**

### Method EPA 300.0

Analyte	AB	Analyte ID	Method ID
Bromide	TX	1540	10053200
Chloride	TX	1575	10053200
Fluoride	TX	1730	10053200
Nitrate as N	TX	1810	10053200
Nitrate-nitrite	TX	1820	10053200
Nitrite as N	TX	1840	10053200
Orthophosphate as P	TX	1870	10053200
Sulfate	TX	2000	10053200

### Method EPA 310.1

Analyte	AB	Analyte ID	Method ID
Alkalinity as CaCO <sub>3</sub>	TX	1505	10054805

### Method EPA 350.3

Analyte	AB	Analyte ID	Method ID
Ammonia as N	TX	1515	10064401

### Method EPA 365.3

Analyte	AB	Analyte ID	Method ID
Orthophosphate as P	TX	1870	10070801
Phosphorus	TX	1910	10070801

### Method EPA 6020

Analyte	AB	Analyte ID	Method ID
Aluminum	TX	1000	10156204
Antimony	TX	1005	10156204
Arsenic	TX	1010	10156204
Barium	TX	1015	10156204
Beryllium	TX	1020	10156204
Boron	TX	1025	10156204
Cadmium	TX	1030	10156204
Calcium	TX	1035	10156204
Chromium	TX	1040	10156204





# Texas Commission on Environmental Quality

## NELAP - Recognized Laboratory Fields of Accreditation



ALS Laboratory Group, Environmental Services Division (Houston, Texas)

10450 Stancliff Road, Suite 210  
Houston, TX 77099-4338

Certificate: T104704231-18-21  
Expiration Date: 4/30/2019

Issue Date: 5/1/2018

These fields of accreditation supercede all previous fields. The Texas Commission on Environmental Quality urges customers to verify the laboratory's current accreditation status for particular methods and analyses.

### Matrix: *Solid & Chemical Materials*

Cobalt	TX	1050	10156204
Copper	TX	1055	10156204
Iron	TX	1070	10156204
Lead	TX	1075	10156204
Lithium	TX	1080	10156204
Magnesium	TX	1085	10156204
Manganese	TX	1090	10156204
Molybdenum	TX	1100	10156204
Nickel	TX	1105	10156204
Potassium	TX	1125	10156204
Selenium	TX	1140	10156204
Silver	TX	1150	10156204
Sodium	TX	1155	10156204
Strontium	TX	1160	10156204
Thallium	TX	1165	10156204
Tin	TX	1175	10156204
Titanium	TX	1180	10156204
Vanadium	TX	1185	10156204
Zinc	TX	1190	10156204

### Method EPA 7196

Analyte	AB	Analyte ID	Method ID
Chromium (VI)	TX	1045	10162206

### Method EPA 7470

Analyte	AB	Analyte ID	Method ID
Mercury	TX	1095	10165603

### Method EPA 7471

Analyte	AB	Analyte ID	Method ID
Mercury	TX	1095	10166004

### Method EPA 8015

Analyte	AB	Analyte ID	Method ID
Diesel range organics (DRO)	TX	9369	10173203



# Texas Commission on Environmental Quality

## NELAP - Recognized Laboratory Fields of Accreditation



ALS Laboratory Group, Environmental Services Division (Houston, Texas)

10450 Stancliff Road, Suite 210  
Houston, TX 77099-4338

Certificate: T104704231-18-21  
Expiration Date: 4/30/2019  
Issue Date: 5/1/2018

These fields of accreditation supercede all previous fields. The Texas Commission on Environmental Quality urges customers to verify the laboratory's current accreditation status for particular methods and analyses.

### Matrix: *Solid & Chemical Materials*

Ethanol	TX	4750	10173203
Ethylene glycol	TX	4785	10173203
Gasoline range organics (GRO)	TX	9408	10173203
Isobutyl alcohol (2-Methyl-1-propanol)	TX	4875	10173203
Isopropyl alcohol (2-Propanol, Isopropanol)	TX	4895	10173203
Methanol	TX	4930	10173203
n-Butyl alcohol (1-Butanol, n-Butanol)	TX	4425	10173203
n-Propanol (1-Propanol)	TX	5055	10173203
Propylene Glycol	TX	6657	10173203
tert-Butyl alcohol	TX	4420	10173203

### Method EPA 8021

Analyte	AB	Analyte ID	Method ID
Benzene	TX	4375	10174400
Ethylbenzene	TX	4765	10174400
m+p-xylene	TX	5240	10174400
Methyl tert-butyl ether (MTBE)	TX	5000	10174400
o-Xylene	TX	5250	10174400
Toluene	TX	5140	10174400
Xylene (total)	TX	5260	10174400

### Method EPA 8081

Analyte	AB	Analyte ID	Method ID
4,4'-DDD	TX	7355	10178402
4,4'-DDE	TX	7360	10178402
4,4'-DDT	TX	7365	10178402
Aldrin	TX	7025	10178402
alpha-BHC (alpha-Hexachlorocyclohexane)	TX	7110	10178402
alpha-Chlordane	TX	7240	10178402
beta-BHC (beta-Hexachlorocyclohexane)	TX	7115	10178402
Chlordane (tech.)	TX	7250	10178402
delta-BHC (delta-Hexachlorocyclohexane)	TX	7105	10178402
Dieldrin	TX	7470	10178402



# Texas Commission on Environmental Quality

## NELAP - Recognized Laboratory Fields of Accreditation



ALS Laboratory Group, Environmental Services Division (Houston, Texas)

10450 Stancliff Road, Suite 210  
Houston, TX 77099-4338

Certificate: T104704231-18-21  
Expiration Date: 4/30/2019  
Issue Date: 5/1/2018

These fields of accreditation supercede all previous fields. The Texas Commission on Environmental Quality urges customers to verify the laboratory's current accreditation status for particular methods and analyses.

### Matrix: *Solid & Chemical Materials*

Endosulfan I	TX	7510	10178402
Endosulfan II	TX	7515	10178402
Endosulfan sulfate	TX	7520	10178402
Endrin	TX	7540	10178402
Endrin aldehyde	TX	7530	10178402
Endrin ketone	TX	7535	10178402
gamma-BHC (Lindane, gamma-Hexachlorocyclohexane)	TX	7120	10178402
gamma-Chlordane	TX	7245	10178402
Heptachlor	TX	7685	10178402
Heptachlor epoxide	TX	7690	10178402
Methoxychlor	TX	7810	10178402
Mirex	TX	7870	10178402
Toxaphene (Chlorinated camphene)	TX	8250	10178402

### Method EPA 8082

Analyte	AB	Analyte ID	Method ID
Aroclor-1016 (PCB-1016)	TX	8880	10179201
Aroclor-1221 (PCB-1221)	TX	8885	10179201
Aroclor-1232 (PCB-1232)	TX	8890	10179201
Aroclor-1242 (PCB-1242)	TX	8895	10179201
Aroclor-1248 (PCB-1248)	TX	8900	10179201
Aroclor-1254 (PCB-1254)	TX	8905	10179201
Aroclor-1260 (PCB-1260)	TX	8910	10179201
PCBs (total)	TX	8870	10179201

### Method EPA 8151

Analyte	AB	Analyte ID	Method ID
2,4,5-T	TX	8655	10183003
2,4-D	TX	8545	10183003
2,4-DB	TX	8560	10183003
Dalapon	TX	8555	10183003
Dicamba	TX	8595	10183003
Dichloroprop (Dichloroprop, Weedone)	TX	8605	10183003



# Texas Commission on Environmental Quality

## NELAP - Recognized Laboratory Fields of Accreditation



ALS Laboratory Group, Environmental Services Division (Houston, Texas)

10450 Stancliff Road, Suite 210  
Houston, TX 77099-4338

Certificate: T104704231-18-21  
Expiration Date: 4/30/2019

Issue Date: 5/1/2018

These fields of accreditation supercede all previous fields. The Texas Commission on Environmental Quality urges customers to verify the laboratory's current accreditation status for particular methods and analyses.

### Matrix: *Solid & Chemical Materials*

MCPA	TX	7775	10183003
MCPP	TX	7780	10183003
Silvex (2,4,5-TP)	TX	8650	10183003
<b>Method EPA 8260</b>			
<b>Analyte</b>	<b>AB</b>	<b>Analyte ID</b>	<b>Method ID</b>
1,1,1,2-Tetrachloroethane	TX	5105	10184404
1,1,1-Trichloroethane	TX	5160	10184404
1,1,2,2-Tetrachloroethane	TX	5110	10184404
1,1,2-Trichloro-1,2,2-trifluoroethane (Freon 113)	TX	5195	10184404
1,1,2-Trichloroethane	TX	5165	10184404
1,1-Dichloroethane	TX	4630	10184404
1,1-Dichloroethylene	TX	4640	10184404
1,1-Dichloropropene	TX	4670	10184404
1,2,3-Trichlorobenzene	TX	5150	10184404
1,2,3-Trichloropropane	TX	5180	10184404
1,2,4-Trichlorobenzene	TX	5155	10184404
1,2,4-Trimethylbenzene	TX	5210	10184404
1,2-Dibromo-3-chloropropane (DBCP)	TX	4570	10184404
1,2-Dibromoethane (EDB, Ethylene dibromide)	TX	4585	10184404
1,2-Dichlorobenzene	TX	4610	10184404
1,2-Dichloroethane (Ethylene dichloride)	TX	4635	10184404
1,2-Dichloropropane	TX	4655	10184404
1,3,5-Trimethylbenzene	TX	5215	10184404
1,3-Dichlorobenzene	TX	4615	10184404
1,3-Dichloropropane	TX	4660	10184404
1,4-Dichlorobenzene	TX	4620	10184404
1,4-Dioxane (1,4-Diethyleneoxide)	TX	4735	10184404
1-Chlorohexane	TX	4510	10184404
1-Propanol	TX	5060	10184404
2,2-Dichloropropane	TX	4665	10184404



# Texas Commission on Environmental Quality

## NELAP - Recognized Laboratory Fields of Accreditation



ALS Laboratory Group, Environmental Services Division (Houston, Texas)

10450 Stancliff Road, Suite 210  
Houston, TX 77099-4338

Certificate: T104704231-18-21  
Expiration Date: 4/30/2019  
Issue Date: 5/1/2018

These fields of accreditation supercede all previous fields. The Texas Commission on Environmental Quality urges customers to verify the laboratory's current accreditation status for particular methods and analyses.

### Matrix: *Solid & Chemical Materials*

2-Butanone (Methyl ethyl ketone, MEK)	TX	4410	10184404
2-Chloroethyl vinyl ether	TX	4500	10184404
2-Chlorotoluene	TX	4535	10184404
2-Hexanone (MBK)	TX	4860	10184404
4-Chlorotoluene	TX	4540	10184404
4-Isopropyltoluene (p-Cymene)	TX	4915	10184404
4-Methyl-2-pentanone (MIBK)	TX	4995	10184404
Acetone (2-Propanone)	TX	4315	10184404
Acetonitrile	TX	4320	10184404
Acrolein (Propenal)	TX	4325	10184404
Acrylonitrile	TX	4340	10184404
Allyl chloride (3-Chloropropene)	TX	4355	10184404
Benzene	TX	4375	10184404
Benzyl chloride	TX	5635	10184404
Bromobenzene	TX	4385	10184404
Bromochloromethane	TX	4390	10184404
Bromodichloromethane	TX	4395	10184404
Bromoform	TX	4400	10184404
Carbon disulfide	TX	4450	10184404
Carbon tetrachloride	TX	4455	10184404
Chlorobenzene	TX	4475	10184404
Chlorodibromomethane	TX	4575	10184404
Chloroethane (Ethyl chloride)	TX	4485	10184404
Chloroform	TX	4505	10184404
Chloroprene (2-Chloro-1,3-butadiene)	TX	4525	10184404
cis-1,2-Dichloroethylene	TX	4645	10184404
cis-1,3-Dichloropropene	TX	4680	10184404
Dibromofluoromethane	TX	4590	10184404
Dibromomethane (Methylene bromide)	TX	4595	10184404
Dichlorodifluoromethane (Freon-12)	TX	4625	10184404



# Texas Commission on Environmental Quality

## NELAP - Recognized Laboratory Fields of Accreditation



ALS Laboratory Group, Environmental Services Division (Houston,  
Texas)

10450 Stancliff Road, Suite 210  
Houston, TX 77099-4338

Certificate: T104704231-18-21  
Expiration Date: 4/30/2019  
Issue Date: 5/1/2018

These fields of accreditation supercede all previous fields. The Texas Commission on Environmental Quality urges customers to verify the laboratory's current accreditation status for particular methods and analyses.

### Matrix: *Solid & Chemical Materials*

Diethyl ether	TX	4725	10184404
Epichlorohydrin (1-Chloro-2,3-epoxypropane)	TX	4745	10184404
Ethanol	TX	4750	10184404
Ethyl acetate	TX	4755	10184404
Ethyl methacrylate	TX	4810	10184404
Ethylbenzene	TX	4765	10184404
Ethylene oxide	TX	4795	10184404
Hexachlorobutadiene	TX	4835	10184404
Iodomethane (Methyl iodide)	TX	4870	10184404
Isobutyl alcohol (2-Methyl-1-propanol)	TX	4875	10184404
Isopropyl alcohol (2-Propanol, Isopropanol)	TX	4895	10184404
Isopropylbenzene (Cumene)	TX	4900	10184404
m+p-xylene	TX	5240	10184404
Methacrylonitrile	TX	4925	10184404
Methyl acetate	TX	4940	10184404
Methyl acrylate	TX	4945	10184404
Methyl bromide (Bromomethane)	TX	4950	10184404
Methyl chloride (Chloromethane)	TX	4960	10184404
Methyl methacrylate	TX	4990	10184404
Methyl tert-butyl ether (MTBE)	TX	5000	10184404
Methylcyclohexane	TX	4965	10184404
Methylene chloride (Dichloromethane)	TX	4975	10184404
Naphthalene	TX	5005	10184404
n-Butyl alcohol (1-Butanol, n-Butanol)	TX	4425	10184404
n-Butylbenzene	TX	4435	10184404
n-Propylbenzene	TX	5090	10184404
o-Xylene	TX	5250	10184404
Pentachloroethane	TX	5035	10184404
Propionitrile (Ethyl cyanide)	TX	5080	10184404
Pyridine	TX	5095	10184404





# Texas Commission on Environmental Quality

## NELAP - Recognized Laboratory Fields of Accreditation



ALS Laboratory Group, Environmental Services Division (Houston, Texas)

10450 Stancliff Road, Suite 210  
Houston, TX 77099-4338

Certificate: T104704231-18-21  
Expiration Date: 4/30/2019  
Issue Date: 5/1/2018

These fields of accreditation supercede all previous fields. The Texas Commission on Environmental Quality urges customers to verify the laboratory's current accreditation status for particular methods and analyses.

### Matrix: Solid & Chemical Materials

sec-Butylbenzene	TX	4440	10184404
Styrene	TX	5100	10184404
tert-Butyl alcohol	TX	4420	10184404
tert-Butylbenzene	TX	4445	10184404
Tetrachloroethylene (Perchloroethylene)	TX	5115	10184404
Toluene	TX	5140	10184404
trans-1,2-Dichloroethylene	TX	4700	10184404
trans-1,3-Dichloropropylene	TX	4685	10184404
trans-1,4-Dichloro-2-butene	TX	4605	10184404
Trichloroethene (Trichloroethylene)	TX	5170	10184404
Trichlorofluoromethane (Fluorotrichloromethane, Freon 11)	TX	5175	10184404
Vinyl acetate	TX	5225	10184404
Vinyl chloride	TX	5235	10184404
Xylene (total)	TX	5260	10184404

### Method EPA 8270

Analyte	AB	Analyte ID	Method ID
1,2,4,5-Tetrachlorobenzene	TX	6715	10185203
1,2,4-Trichlorobenzene	TX	5155	10185203
1,2-Dibromo-3-chloropropane (DBCP)	TX	4570	10185203
1,2-Dichlorobenzene	TX	4610	10185203
1,2-Dinitrobenzene	TX	6155	10185203
1,2-Diphenylhydrazine	TX	6220	10185203
1,3,5-Trinitrobenzene (1,3,5-TNB)	TX	6885	10185203
1,3-Dichlorobenzene	TX	4615	10185203
1,3-Dinitrobenzene (1,3-DNB)	TX	6160	10185203
1,4-Dichlorobenzene	TX	4620	10185203
1,4-Dinitrobenzene	TX	6165	10185203
1,4-Naphthoquinone	TX	6420	10185203
1,4-Phenylenediamine	TX	6630	10185203
1-Chloronaphthalene	TX	5790	10185203



# Texas Commission on Environmental Quality

## NELAP - Recognized Laboratory Fields of Accreditation



ALS Laboratory Group, Environmental Services Division (Houston, Texas)

10450 Stancliff Road, Suite 210  
Houston, TX 77099-4338

Certificate: T104704231-18-21  
Expiration Date: 4/30/2019  
Issue Date: 5/1/2018

These fields of accreditation supercede all previous fields. The Texas Commission on Environmental Quality urges customers to verify the laboratory's current accreditation status for particular methods and analyses.

### Matrix: *Solid & Chemical Materials*

1-Naphthylamine	TX	6425	10185203
2,2'-Oxybis(1-chloropropane) (bis(2-Chloro-1-methylethyl)ether)	TX	4659	10185203
2,3,4,6-Tetrachlorophenol	TX	6735	10185203
2,4,5-Trichlorophenol	TX	6835	10185203
2,4,5-Trimethylaniline	TX	6880	10185203
2,4,6-Trichlorophenol	TX	6840	10185203
2,4-Diaminotoluene	TX	5880	10185203
2,4-Dichlorophenol	TX	6000	10185203
2,4-Dimethylphenol	TX	6130	10185203
2,4-Dinitrophenol	TX	6175	10185203
2,4-Dinitrotoluene (2,4-DNT)	TX	6185	10185203
2,6-Dichlorophenol	TX	6005	10185203
2,6-Dinitrotoluene (2,6-DNT)	TX	6190	10185203
2-Acetylaminofluorene	TX	5515	10185203
2-Chloronaphthalene	TX	5795	10185203
2-Chlorophenol	TX	5800	10185203
2-Methyl-4,6-dinitrophenol (4,6-Dinitro-2-methylphenol)	TX	6360	10185203
2-Methylaniline (o-Toluidine)	TX	5145	10185203
2-Methylnaphthalene	TX	6385	10185203
2-Methylphenol (o-Cresol)	TX	6400	10185203
2-Naphthylamine	TX	6430	10185203
2-Nitroaniline	TX	6460	10185203
2-Nitrophenol	TX	6490	10185203
2-Picoline (2-Methylpyridine)	TX	5050	10185203
3,3'-Dichlorobenzidine	TX	5945	10185203
3,3'-Dimethylbenzidine	TX	6120	10185203
3-Methylcholanthrene	TX	6355	10185203
3-Methylphenol (m-Cresol)	TX	6405	10185203
3-Nitroaniline	TX	6465	10185203
4-Aminobiphenyl	TX	5540	10185203



# Texas Commission on Environmental Quality

## NELAP - Recognized Laboratory Fields of Accreditation



ALS Laboratory Group, Environmental Services Division (Houston, Texas)

10450 Stancliff Road, Suite 210  
Houston, TX 77099-4338

Certificate: T104704231-18-21  
Expiration Date: 4/30/2019  
Issue Date: 5/1/2018

These fields of accreditation supercede all previous fields. The Texas Commission on Environmental Quality urges customers to verify the laboratory's current accreditation status for particular methods and analyses.

### Matrix: *Solid & Chemical Materials*

4-Bromophenyl phenyl ether (BDE-3)	TX	5660	10185203
4-Chloro-3-methylphenol	TX	5700	10185203
4-Chloroaniline	TX	5745	10185203
4-Chlorophenyl phenylether	TX	5825	10185203
4-Methylphenol (p-Cresol)	TX	6410	10185203
4-Nitroaniline	TX	6470	10185203
4-Nitrophenol	TX	6500	10185203
4-Nitroquinoline-1-oxide	TX	6510	10185203
5-Nitro-o-toluidine	TX	6570	10185203
7,12-Dimethylbenz(a) anthracene	TX	6115	10185203
a-a-Dimethylphenethylamine	TX	6125	10185203
Acenaphthene	TX	5500	10185203
Acenaphthylene	TX	5505	10185203
Acetophenone	TX	5510	10185203
Aniline	TX	5545	10185203
Anthracene	TX	5555	10185203
Aramite	TX	5560	10185203
Atrazine	TX	7065	10185203
Azinphos-methyl (Guthion)	TX	7075	10185203
Azobenzene	TX	5562	10185203
Benzenethiol (Thiophenol)	TX	6750	10185203
Benzidine	TX	5595	10185203
Benzo(a)anthracene	TX	5575	10185203
Benzo(a)pyrene	TX	5580	10185203
Benzo(b)fluoranthene	TX	5585	10185203
Benzo(e)pyrene	TX	5605	10185203
Benzo(g,h,i)perylene	TX	5590	10185203
Benzo(k)fluoranthene	TX	5600	10185203
Benzoic acid	TX	5610	10185203
Benzyl alcohol	TX	5630	10185203



# Texas Commission on Environmental Quality

## NELAP - Recognized Laboratory Fields of Accreditation



ALS Laboratory Group, Environmental Services Division (Houston,  
Texas)

10450 Stancliff Road, Suite 210  
Houston, TX 77099-4338

Certificate: T104704231-18-21  
Expiration Date: 4/30/2019

Issue Date: 5/1/2018

These fields of accreditation supercede all previous fields. The Texas Commission on Environmental Quality urges customers to verify the laboratory's current accreditation status for particular methods and analyses.

### Matrix: *Solid & Chemical Materials*

Biphenyl	TX	5640	10185203
bis(2-Chloroethoxy)methane	TX	5760	10185203
bis(2-Chloroethyl) ether	TX	5765	10185203
bis(2-Ethylhexyl) phthalate (Di(2-Ethylhexyl) phthalate, DEHP)	TX	6065	10185203
Butyl benzyl phthalate	TX	5670	10185203
Caprolactam	TX	7180	10185203
Carbaryl (Sevin)	TX	7195	10185203
Carbazole	TX	5680	10185203
Carbophenothion	TX	7220	10185203
Chlorobenzilate	TX	7260	10185203
Chrysene	TX	5855	10185203
Demeton	TX	7390	10185203
Demeton-o	TX	7395	10185203
Demeton-s	TX	7385	10185203
Diallate	TX	7405	10185203
Dibenz(a,h) anthracene	TX	5895	10185203
Dibenz(a,j) acridine	TX	5900	10185203
Dibenzo(a,e) pyrene	TX	5890	10185203
Dibenzofuran	TX	5905	10185203
Dichlorovos (DDVP, Dichlorvos)	TX	8610	10185203
Diethyl phthalate	TX	6070	10185203
Dimethoate	TX	7475	10185203
Dimethyl phthalate	TX	6135	10185203
Di-n-butyl phthalate	TX	5925	10185203
Di-n-octyl phthalate	TX	6200	10185203
Dinoseb (2-sec-butyl-4,6-dinitrophenol, DNBP)	TX	8620	10185203
Diphenylamine	TX	6205	10185203
Disulfoton	TX	8625	10185203
Ethyl methanesulfonate	TX	6260	10185203
Fluoranthene	TX	6265	10185203



# Texas Commission on Environmental Quality

## NELAP - Recognized Laboratory Fields of Accreditation



ALS Laboratory Group, Environmental Services Division (Houston, Texas)

10450 Stancliff Road, Suite 210  
Houston, TX 77099-4338

Certificate: T104704231-18-21  
Expiration Date: 4/30/2019

Issue Date: 5/1/2018

These fields of accreditation supercede all previous fields. The Texas Commission on Environmental Quality urges customers to verify the laboratory's current accreditation status for particular methods and analyses.

### Matrix: *Solid & Chemical Materials*

Fluorene	TX	6270	10185203
Hexachlorobenzene	TX	6275	10185203
Hexachlorobutadiene	TX	4835	10185203
Hexachlorocyclopentadiene	TX	6285	10185203
Hexachloroethane	TX	4840	10185203
Hexachlorophene	TX	6290	10185203
Hexachloropropene	TX	6295	10185203
Indeno(1,2,3-cd) pyrene	TX	6315	10185203
Isodrin	TX	7725	10185203
Isophorone	TX	6320	10185203
Isosafrole	TX	6325	10185203
Kepone	TX	7740	10185203
Malathion	TX	7770	10185203
Methapyrilene	TX	6345	10185203
Methyl methanesulfonate	TX	6375	10185203
Methyl parathion (Parathion, methyl)	TX	7825	10185203
Mevinphos	TX	7850	10185203
Naphthalene	TX	5005	10185203
Nitrobenzene	TX	5015	10185203
n-Nitrosodiethylamine	TX	6525	10185203
n-Nitrosodimethylamine	TX	6530	10185203
n-Nitrosodi-n-butylamine	TX	5025	10185203
n-Nitrosodi-n-propylamine	TX	6545	10185203
n-Nitrosodiphenylamine	TX	6535	10185203
n-Nitrosomethylethylamine	TX	6550	10185203
n-Nitrosomorpholine	TX	6555	10185203
n-Nitrosopiperidine	TX	6560	10185203
n-Nitrosopyrrolidine	TX	6565	10185203
o,o,o-Triethyl phosphorothioate	TX	8290	10185203
o-Anisidine	TX	5550	10185203



# Texas Commission on Environmental Quality

## NELAP - Recognized Laboratory Fields of Accreditation



ALS Laboratory Group, Environmental Services Division (Houston, Texas)

10450 Stancliff Road, Suite 210  
Houston, TX 77099-4338

Certificate: T104704231-18-21  
Expiration Date: 4/30/2019  
Issue Date: 5/1/2018

These fields of accreditation supercede all previous fields. The Texas Commission on Environmental Quality urges customers to verify the laboratory's current accreditation status for particular methods and analyses.

### Matrix: *Solid & Chemical Materials*

Parathion, ethyl	TX	7955	10185203
p-Cresidine	TX	5860	10185203
Pentachlorobenzene	TX	6590	10185203
Pentachloronitrobenzene (PCNB)	TX	6600	10185203
Pentachlorophenol	TX	6605	10185203
Phenacetin	TX	6610	10185203
Phenanthrene	TX	6615	10185203
Phenol	TX	6625	10185203
Phorate	TX	7985	10185203
Pronamide (Kerb)	TX	6650	10185203
Pyrene	TX	6665	10185203
Pyridine	TX	5095	10185203
Quinoline	TX	6670	10185203
Safrole	TX	6685	10185203
Sulfotepp	TX	8155	10185203
Terbufos	TX	8185	10185203
Tetrachlorvinphos (Stirophos, Gardona)	TX	8197	10185203
Thionazin (Zinophos)	TX	8235	10185203
Toluene diisocyanate	TX	6775	10185203

### Method EPA 8280

Analyte	AB	Analyte ID	Method ID
1,2,3,4,6,7,8,9-Octachlorodibenzofuran (OCDF)	TX	9516	10186808
1,2,3,4,6,7,8,9-Octachlorodibenzo-p-dioxin (OCDD)	TX	9519	10186808
1,2,3,4,6,7,8-Heptachlorodibenzofuran (1,2,3,4,6,7,8-HpCDF)	TX	9420	10186808
1,2,3,4,6,7,8-Heptachlorodibenzo-p-dioxin (1,2,3,4,6,7,8-HpCDD)	TX	9426	10186808
1,2,3,4,7,8,9-Heptachlorodibenzofuran (1,2,3,4,7,8,9-HpCDF)	TX	9423	10186808
1,2,3,4,7,8-Hexachlorodibenzofuran (1,2,3,4,7,8-HxCDF)	TX	9471	10186808
1,2,3,4,7,8-Hexachlorodibenzo-p-dioxin (1,2,3,4,7,8-HxCDD)	TX	9453	10186808
1,2,3,6,7,8-Hexachlorodibenzofuran (1,2,3,6,7,8-HxCDF)	TX	9474	10186808
1,2,3,6,7,8-Hexachlorodibenzo-p-dioxin(1,2,3,6,7,8-HxCDD)	TX	9456	10186808





# Texas Commission on Environmental Quality

## NELAP - Recognized Laboratory Fields of Accreditation



ALS Laboratory Group, Environmental Services Division (Houston, Texas)

10450 Stancliff Road, Suite 210  
Houston, TX 77099-4338

Certificate: T104704231-18-21  
Expiration Date: 4/30/2019  
Issue Date: 5/1/2018

These fields of accreditation supercede all previous fields. The Texas Commission on Environmental Quality urges customers to verify the laboratory's current accreditation status for particular methods and analyses.

### Matrix: *Solid & Chemical Materials*

1,2,3,7,8,9-Hexachlorodibenzofuran (1,2,3,7,8,9-HxCDF)	TX	9477	10186808
1,2,3,7,8,9-Hexachlorodibenzo-p-dioxin (1,2,3,7,8,9-HxCDD)	TX	9459	10186808
1,2,3,7,8-Pentachlorodibenzofuran (1,2,3,7,8-PeCDF)	TX	9543	10186808
1,2,3,7,8-Pentachlorodibenzo-p-dioxin (1,2,3,7,8-PeCDD)	TX	9540	10186808
2,3,4,6,7,8-Hexachlorodibenzofuran (2,3,4,6,7,8-HxCDF)	TX	9480	10186808
2,3,4,7,8-Pentachlorodibenzofuran (2,3,4,7,8-PeCDF)	TX	9549	10186808
2,3,7,8-Tetrachlorodibenzofuran (2,3,7,8-TCDF)	TX	9612	10186808
2,3,7,8-Tetrachlorodibenzo-p-dioxin (2,3,7,8-TCDD)	TX	9618	10186808
Total Heptachlorodibenzofuran (Total HpCDF)	TX	9444	10186808
Total Heptachlorodibenzo-p-dioxin (Total HpCDD)	TX	9438	10186808
Total Hexachlorodibenzofuran (Total HxCDF)	TX	9483	10186808
Total Hexachlorodibenzo-p-dioxin (Total HxCDD)	TX	9468	10186808
Total Pentachlorodibenzofuran (Total PeCDF)	TX	9552	10186808
Total Pentachlorodibenzo-p-dioxin (Total PeCDD)	TX	9555	10186808
Total Tetrachlorodibenzofuran (Total TCDF)	TX	9615	10186808
Total Tetrachlorodibenzo-p-dioxin (Total TCDD)	TX	9609	10186808

### Method EPA 8290

Analyte	AB	Analyte ID	Method ID
1,2,3,4,6,7,8,9-Octachlorodibenzofuran (OCDF)	TX	9516	10187209
1,2,3,4,6,7,8,9-Octachlorodibenzo-p-dioxin (OCDD)	TX	9519	10187209
1,2,3,4,6,7,8-Heptachlorodibenzofuran (1,2,3,4,6,7,8-HpCDF)	TX	9420	10187209
1,2,3,4,6,7,8-Heptachlorodibenzo-p-dioxin (1,2,3,4,6,7,8-HpCDD)	TX	9426	10187209
1,2,3,4,7,8,9-Heptachlorodibenzofuran (1,2,3,4,7,8,9-HpCDF)	TX	9423	10187209
1,2,3,4,7,8-Hexachlorodibenzofuran (1,2,3,4,7,8-HxCDF)	TX	9471	10187209
1,2,3,4,7,8-Hexachlorodibenzo-p-dioxin (1,2,3,4,7,8-HxCDD)	TX	9453	10187209
1,2,3,6,7,8-Hexachlorodibenzofuran (1,2,3,6,7,8-HxCDF)	TX	9474	10187209
1,2,3,6,7,8-Hexachlorodibenzo-p-dioxin (1,2,3,6,7,8-HxCDD)	TX	9456	10187209
1,2,3,7,8,9-Hexachlorodibenzofuran (1,2,3,7,8,9-HxCDF)	TX	9477	10187209
1,2,3,7,8,9-Hexachlorodibenzo-p-dioxin (1,2,3,7,8,9-HxCDD)	TX	9459	10187209
1,2,3,7,8-Pentachlorodibenzofuran (1,2,3,7,8-PeCDF)	TX	9543	10187209



# Texas Commission on Environmental Quality

## NELAP - Recognized Laboratory Fields of Accreditation



ALS Laboratory Group, Environmental Services Division (Houston, Texas)

10450 Stancliff Road, Suite 210  
Houston, TX 77099-4338

Certificate: T104704231-18-21  
Expiration Date: 4/30/2019  
Issue Date: 5/1/2018

These fields of accreditation supercede all previous fields. The Texas Commission on Environmental Quality urges customers to verify the laboratory's current accreditation status for particular methods and analyses.

### Matrix: *Solid & Chemical Materials*

1,2,3,7,8-Pentachlorodibenzo-p-dioxin (1,2,3,7,8-PeCDD)	TX	9540	10187209
2,3,4,6,7,8-Hexachlorodibenzofuran (2,3,4,6,7,8-HxCDF)	TX	9480	10187209
2,3,4,7,8-Pentachlorodibenzofuran (2,3,4,7,8-PeCDF)	TX	9549	10187209
2,3,7,8-Tetrachlorodibenzofuran (2,3,7,8-TCDF)	TX	9612	10187209
2,3,7,8-Tetrachlorodibenzo-p-dioxin (2,3,7,8-TCDD)	TX	9618	10187209
Total Heptachlorodibenzofuran (Total HpCDF)	TX	9444	10187209
Total Heptachlorodibenzo-p-dioxin (Total HpCDD)	TX	9438	10187209
Total Hexachlorodibenzofuran (Total HxCDF)	TX	9483	10187209
Total Hexachlorodibenzo-p-dioxin (Total HxCDD)	TX	9468	10187209
Total Pentachlorodibenzofuran (Total PeCDF)	TX	9552	10187209
Total Pentachlorodibenzo-p-dioxin (Total PeCDD)	TX	9555	10187209
Total Tetrachlorodibenzofuran (Total TCDF)	TX	9615	10187209
Total Tetrachlorodibenzo-p-dioxin (Total TCDD)	TX	9609	10187209

### Method EPA 8315

Analyte	AB	Analyte ID	Method ID
Formaldehyde	TX	4815	10187801

### Method EPA 8316

Analyte	AB	Analyte ID	Method ID
Acrylamide	TX	4330	10188202

### Method EPA 8330

Analyte	AB	Analyte ID	Method ID
1,3,5-Trinitrobenzene (1,3,5-TNB)	TX	6885	10189807
1,3-Dinitrobenzene (1,3-DNB)	TX	6160	10189807
2,4,6-Trinitrotoluene (2,4,6-TNT)	TX	9651	10189807
2,4-Dinitrotoluene (2,4-DNT)	TX	6185	10189807
2,6-Dinitrotoluene (2,6-DNT)	TX	6190	10189807
2-Amino-4,6-dinitrotoluene (2-am-dnt)	TX	9303	10189807
2-Nitrotoluene	TX	9507	10189807
3-Nitrotoluene	TX	9510	10189807
4-Amino-2,6-dinitrotoluene (4-am-dnt)	TX	9306	10189807
4-Nitrotoluene	TX	9513	10189807



# Texas Commission on Environmental Quality

## NELAP - Recognized Laboratory Fields of Accreditation



ALS Laboratory Group, Environmental Services Division (Houston, Texas)

10450 Stancliff Road, Suite 210  
Houston, TX 77099-4338

Certificate: T104704231-18-21  
Expiration Date: 4/30/2019  
Issue Date: 5/1/2018

These fields of accreditation supercede all previous fields. The Texas Commission on Environmental Quality urges customers to verify the laboratory's current accreditation status for particular methods and analyses.

### Matrix: *Solid & Chemical Materials*

Methyl-2,4,6-trinitrophenylnitramine (tetryl)	TX	6415	10189807
Nitrobenzene	TX	5015	10189807
Octahydro-1,3,5,7-tetranitro-1,3,5,7-tetrazocine (HMX)	TX	9522	10189807
RDX (hexahydro-1,3,5-trinitro-1,3,5-triazine)	TX	9432	10189807
<b>Method EPA 9014</b>			
<b>Analyte</b>	<b>AB</b>	<b>Analyte ID</b>	<b>Method ID</b>
Amenable cyanide	TX	1510	10193803
Total cyanide	TX	1645	10193803
<b>Method EPA 9038</b>			
<b>Analyte</b>	<b>AB</b>	<b>Analyte ID</b>	<b>Method ID</b>
Sulfate	TX	2000	10196608
<b>Method EPA 9040</b>			
<b>Analyte</b>	<b>AB</b>	<b>Analyte ID</b>	<b>Method ID</b>
Corrosivity	TX	1615	10197203
pH	TX	1900	10196802
<b>Method EPA 9045</b>			
<b>Analyte</b>	<b>AB</b>	<b>Analyte ID</b>	<b>Method ID</b>
Corrosivity	TX	1615	10197805
pH	TX	1900	10197805
<b>Method EPA 9050</b>			
<b>Analyte</b>	<b>AB</b>	<b>Analyte ID</b>	<b>Method ID</b>
Conductivity	TX	1610	10198604
<b>Method EPA 9056</b>			
<b>Analyte</b>	<b>AB</b>	<b>Analyte ID</b>	<b>Method ID</b>
Bromide	TX	1540	10199209
Chloride	TX	1575	10199209
Fluoride	TX	1730	10199209
Nitrate as N	TX	1810	10199209
Nitrate-nitrite	TX	1820	10199209
Nitrite as N	TX	1840	10199209
Orthophosphate as P	TX	1870	10199209



# Texas Commission on Environmental Quality

## NELAP - Recognized Laboratory Fields of Accreditation



ALS Laboratory Group, Environmental Services Division (Houston, Texas)

10450 Stancliff Road, Suite 210  
Houston, TX 77099-4338

Certificate: T104704231-18-21  
Expiration Date: 4/30/2019

Issue Date: 5/1/2018

These fields of accreditation supercede all previous fields. The Texas Commission on Environmental Quality urges customers to verify the laboratory's current accreditation status for particular methods and analyses.

### Matrix: *Solid & Chemical Materials*

Sulfate	TX	2000	10199209
Method EPA 9060			
Analyte	AB	Analyte ID	Method ID
Total Organic Carbon (TOC)	TX	2040	10200201
Method EPA 9065			
Analyte	AB	Analyte ID	Method ID
Total phenolics	TX	1905	10200405
Method EPA 9071			
Analyte	AB	Analyte ID	Method ID
n-Hexane Extractable Material (HEM) (O&G)	TX	1803	10201204
Method EPA 9095			
Analyte	AB	Analyte ID	Method ID
Paint Filter Liquids Test	TX	10312	10204009
Method EPA 9250			
Analyte	AB	Analyte ID	Method ID
Chloride	TX	1575	10207202
Method SM 2320 B			
Analyte	AB	Analyte ID	Method ID
Alkalinity as CaCO <sub>3</sub>	TX	1505	20045005
Method SM 2510 B			
Analyte	AB	Analyte ID	Method ID
Conductivity	TX	1610	20048004
Method SM 2540 G			
Analyte	AB	Analyte ID	Method ID
Residue-total (total solids)	TX	1950	20005203
Method SSA/ASA Part 3:34			
Analyte	AB	Analyte ID	Method ID
Carbon, organic (Walkley-Black)	TX	10340	SSA/ASA Pt 3:34
Method TCEQ 1005			
Analyte	AB	Analyte ID	Method ID
Total Petroleum Hydrocarbons (TPH)	TX	2050	90019208



---

10450 Stancliff Rd. Suite 210  
Houston, TX 77099  
T: +1 281 530 5656  
F: +1 281 530 5887

August 06, 2018

Eric Matzner  
Golder Associates Inc.  
2201 Double Creek Drive  
Suite 4004  
Round Rock, TX 78664

Work Order: **HS18070990**

Laboratory Results for: **Houston TX-Wood Preserving Works**

Dear Eric,

ALS Environmental received 14 sample(s) on Jul 20, 2018 for the analysis presented in the following report.

The analytical data provided relates directly to the samples received by ALS Environmental and for only the analyses requested. Results are expressed as "as received" unless otherwise noted.

QC sample results for this data met EPA or laboratory specifications except as noted in the Case Narrative or as noted with qualifiers in the QC batch information. Should this laboratory report need to be reproduced, it should be reproduced in full unless written approval has been obtained by ALS Environmental. Samples will be disposed in 30 days unless storage arrangements are made.

If you have any questions regarding this report, please feel free to call me.

Sincerely,

Generated By: JUMOKE.LAWAL  
Dane J. Wacasey

---

**Client:** Golder Associates Inc.  
**Project:** Houston TX-Wood Preserving Works  
**WorkOrder:** HS18070990

---

**TRRP Laboratory Data  
Package Cover Page**

This data package consists of all or some of the following as applicable:

This signature page, the laboratory review checklist, and the following reportable data:

- R1 Field chain-of-custody documentation;
- R2 Sample identification cross-reference;
- R3 Test reports (analytical data sheets) for each environmental sample that includes:
  - a) Items consistent with NELAC Chapter 5,
  - b) dilution factors,
  - c) preparation methods,
  - d) cleanup methods, and
  - e) if required for the project, tentatively identified compounds (TICs).
- R4 Surrogate recovery data including:
  - a) Calculated recovery (%R), and
  - b) The laboratory's surrogate QC limits.
- R5 Test reports/summary forms for blank samples;
- R6 Test reports/summary forms for laboratory control samples (LCSs) including:
  - a) LCS spiking amounts,
  - b) Calculated %R for each analyte, and
  - c) The laboratory's LCS QC limits.
- R7 Test reports for project matrix spike/matrix spike duplicates (MS/MSDs) including:
  - a) Samples associated with the MS/MSD clearly identified,
  - b) MS/MSD spiking amounts,
  - c) Concentration of each MS/MSD analyte measured in the parent and spiked samples,
  - d) Calculated %Rs and relative percent differences (RPDs), and
  - e) The laboratory's MS/MSD QC limits.
- R8 Laboratory analytical duplicate (if applicable) recovery and precision:
  - a) the amount of analyte measured in the duplicate,
  - b) the calculated RPD, and
  - c) the laboratory's QC limits for analytical duplicates.
- R9 List of method quantitation limits (MQLs) and detectability check sample results for each analyte for each method and matrix.
- R10 Other problems or anomalies.  
The Exception Report for each "No" or "Not Reviewed (NR)" item in Laboratory Review Checklist and for each analyte, matrix, and method for which the laboratory does not hold NELAC accreditation under the Texas Laboratory Accreditation Program.



---

**Client:** Golder Associates Inc.  
**Project:** Houston TX-Wood Preserving Works  
**WorkOrder:** HS18070990

---

**TRRP Laboratory Data  
Package Cover Page**

Release Statement: I am responsible for the release of this laboratory data package. This laboratory is NELAC accredited under the Texas Laboratory Accreditation Program for all the methods, analytes and matrices reported in this data package except as noted in the Exception Reports. The data have been reviewed and are technically compliant with the requirements of the methods used, except where noted by the laboratory in the attached exception reports. By my signature below, I affirm to the best of my knowledge, all problems/anomalies, observed by the laboratory have been identified by the laboratory in the Laboratory Review Checklist, and no information affecting the quality of the data has been knowingly withheld.

Check, if applicable: ☒ [NA] This laboratory meets an exception under 30 TAC §25.6 and was last inspected by ☐ TCEQ or ☐ \_\_\_\_\_ on (enter date of last inspection). Any findings affecting the data in this laboratory data package are noted in the Exception Reports herein. The official signing the cover page of the report in which these data are used is responsible for releasing this data package and is by signature affirming the above release statement is true.



Dane J. Wacasey

Laboratory Review Checklist: Reportable Data							
Laboratory Name: ALS Laboratory Group				LRC Date: 08/06/2018			
Project Name: Houston TX-Wood Preserving Works				Laboratory Job Number: HS18070990			
Reviewer Name: Dane Wacasey				Prep Batch Number(s): 130712			
# <sup>1</sup>	A <sup>2</sup>	Description	Yes	No	NA <sup>3</sup>	NR <sup>4</sup>	ER# <sup>5</sup>
<b>R1</b>	OI	<b>Chain-of-custody (C-O-C)</b>					
		Did samples meet the laboratory's standard conditions of sample acceptability upon receipt?	X				
		Were all departures from standard conditions described in an exception report?	X				
<b>R2</b>	OI	<b>Sample and quality control (QC) identification</b>					
		Are all field sample ID numbers cross-referenced to the laboratory ID numbers?	X				
		Are all laboratory ID numbers cross-referenced to the corresponding QC data?	X				
<b>R3</b>	OI	<b>Test reports</b>					
		Were all samples prepared and analyzed within holding times?	X				
		Other than those results < MQL, were all other raw values bracketed by calibration standards?	X				
		Were calculations checked by a peer or supervisor?	X				
		Were all analyte identifications checked by a peer or supervisor?	X				
		Were sample detection limits reported for all analytes not detected?	X				
		Were all results for soil and sediment samples reported on a dry weight basis?			X		
		Were % moisture (or solids) reported for all soil and sediment samples?			X		
		Were bulk soils/solids samples for volatile analysis extracted with methanol per SW-846 Method 5035?			X		
		If required for the project, TICs reported?			X		
<b>R4</b>	O	<b>Surrogate recovery data</b>					
		Were surrogates added prior to extraction?	X				
		Were surrogate percent recoveries in all samples within the laboratory QC limits?		X			1
<b>R5</b>	OI	<b>Test reports/summary forms for blank samples</b>					
		Were appropriate type(s) of blanks analyzed?	X				
		Were blanks analyzed at the appropriate frequency?	X				
		Were method blanks taken through the entire analytical process, including preparation and, if applicable, cleanup procedures?	X				
		Were blank concentrations < MQL?	X				
<b>R6</b>	OI	<b>Laboratory control samples (LCS):</b>					
		Were all COCs included in the LCS?	X				
		Was each LCS taken through the entire analytical procedure, including prep and cleanup steps?	X				
		Were LCSs analyzed at the required frequency?	X				
		Were LCS (and LCSD, if applicable) %Rs within the laboratory QC limits?	X				
		Does the detectability data document the laboratory's capability to detect the COCs at the MDL used to calculate the SDLs?	X				
		Was the LCSD RPD within QC limits?	X				
<b>R7</b>	OI	<b>Matrix spike (MS) and matrix spike duplicate (MSD) data</b>					
		Were the project/method specified analytes included in the MS and MSD?	X				
		Were MS/MSD analyzed at the appropriate frequency?	X				
		Were MS (and MSD, if applicable) %Rs within the laboratory QC limits?	X				
		Were MS/MSD RPDs within laboratory QC limits?	X				
<b>R8</b>	OI	<b>Analytical duplicate data</b>					
		Were appropriate analytical duplicates analyzed for each matrix?			X		
		Were analytical duplicates analyzed at the appropriate frequency?			X		
		Were RPDs or relative standard deviations within the laboratory QC limits?			X		
<b>R9</b>	OI	<b>Method quantitation limits (MQLs):</b>					
		Are the MQLs for each method analyte included in the laboratory data package?	X				
		Do the MQLs correspond to the concentration of the lowest non-zero calibration standard?	X				
		Are unadjusted MQLs and DCSs included in the laboratory data package?	X				
<b>R10</b>	OI	<b>Other problems/anomalies</b>					
		Are all known problems/anomalies/special conditions noted in this LRC and ER?	X				
		Were all necessary corrective actions performed for the reported data?	X				
		Was applicable and available technology used to lower the SDL and minimize the matrix interference affects on the sample results?	X				
		Is the laboratory NELAC-accredited under the Texas Laboratory Program for the analytes, matrices and methods associated with this laboratory data package?	X				

Items identified by the letter "R" must be included in the laboratory data package submitted in the TRRP-required report(s). Items identified by the letter "S" should be retained and made available upon request for the appropriate retention period.

O = Organic Analyses; I = Inorganic Analyses (and general chemistry, when applicable);

NA = Not Applicable;

NR = Not Reviewed;

R# = Exception Report identification number (an Exception Report should be completed for an item if "NR" or "No" is checked).

Laboratory Review Checklist: Supporting Data							
Laboratory Name: ALS Laboratory Group				LRC Date: 08/06/2018			
Project Name: Houston TX-Wood Preserving Works				Laboratory Job Number: HS18070990			
Reviewer Name: Dane Wacasey				Prep Batch Number(s): 130712			
# <sup>1</sup>	A <sup>2</sup>	Description	Yes	No	NA <sup>3</sup>	NR <sup>4</sup>	ER# <sup>5</sup>
S1	OI	<b>Initial calibration (ICAL)</b>					
		Were response factors and/or relative response factors for each analyte within QC limits?	X				
		Were percent RSDs or correlation coefficient criteria met?	X				
		Was the number of standards recommended in the method used for all analytes?	X				
		Were all points generated between the lowest and highest standard used to calculate the curve?	X				
		Are ICAL data available for all instruments used?	X				
		Has the initial calibration curve been verified using an appropriate second source standard?	X				
S2	OI	<b>Initial and continuing calibration verification (ICCV and CCV) and continuing calibration blank (CCB)</b>					
		Was the CCV analyzed at the method-required frequency?	X				
		Were percent differences for each analyte within the method-required QC limits?	X				
		Was the ICAL curve verified for each analyte?	X				
		Was the absolute value of the analyte concentration in the inorganic CCB < MDL?			X		
S3	O	<b>Mass spectral tuning:</b>					
		Was the appropriate compound for the method used for tuning?	X				
		Were ion abundance data within the method-required QC limits?	X				
S4	O	<b>Internal standards (IS):</b>					
		Were IS area counts and retention times within the method-required QC limits?	X				
S5	OI	<b>Raw data</b> (NELAC section 1 appendix A glossary, and section 5.12 or ISO/IEC 17025 section					
		Were the raw data (for example, chromatograms, spectral data) reviewed by an analyst?	X				
		Were data associated with manual integrations flagged on the raw data?	X				
S6	O	<b>Dual column confirmation</b>					
		Did dual column confirmation results meet the method-required QC?			X		
S7	O	<b>Tentatively identified compounds (TICs):</b>					
		If TICs were requested, were the mass spectra and TIC data subject to appropriate checks?			X		
S8	I	<b>Interference Check Sample (ICS) results:</b>					
		Were percent recoveries within method QC limits?			X		
S9	I	<b>Serial dilutions, post digestion spikes, and method of standard additions</b>					
		Were percent differences, recoveries, and the linearity within the QC limits specified in the method?			X		
S10	OI	<b>Method detection limit (MDL) studies</b>					
		Was a MDL study performed for each reported analyte?	X				
		Is the MDL either adjusted or supported by the analysis of DCSs?	X				
S11	OI	<b>Proficiency test reports:</b>					
		Was the laboratory's performance acceptable on the applicable proficiency tests or evaluation studies?	X				
S12	OI	<b>Standards documentation</b>					
		Are all standards used in the analyses NIST-traceable or obtained from other appropriate sources?	X				
S13	OI	<b>Compound/analyte identification procedures</b>					
		Are the procedures for compound/analyte identification documented?	X				
S14	OI	<b>Demonstration of analyst competency (DOC)</b>					
		Was DOC conducted consistent with NELAC Chapter 5C or ISO/IEC 4?	X				
		Is documentation of the analyst's competency up-to-date and on file?	X				
S15	OI	<b>Verification/validation documentation for methods</b> (NELAC Chap 5 or ISO/IEC 17025 Section 5)					
		Are all the methods used to generate the data documented, verified, and validated, where applicable?	X				
S16	OI	<b>Laboratory standard operating procedures (SOPs):</b>					
		Are laboratory SOPs current and on file for each method performed?	X				

Items identified by the letter "R" must be included in the laboratory data package submitted in the TRRP-required report(s). Items identified by the letter "S" should be retained and made available upon request for the appropriate retention period.  
O = Organic Analyses; I = Inorganic Analyses (and general chemistry, when applicable);  
NA = Not Applicable;  
NR = Not Reviewed;  
R# = Exception Report identification number (an Exception Report should be completed for an item if "NR" or "No" is checked).

Laboratory Review Checklist: Exception Data	
Laboratory Name: ALS Laboratory Group	LRC Date: 08/06/2018
Project Name: Houston TX-Wood Preserving Works	Laboratory Job Number: HS18070990
Reviewer Name: Dane Wacasey	Prep Batch Number(s): 130712
<b>ER#<sup>s</sup></b>	<b>Description</b>
1	PAH Semivolatile Organics Method SW8270, samples WG-1620-MW11B-20180718, WG-1620-FD01-20180718 the surrogate recoveries could not be determined due to dilution below the calibration range.
<p>Items identified by the letter "R" must be included in the laboratory data package submitted in the TRRP-required report(s). Items identified by the letter "S" should be retained and made available upon request for the appropriate retention period.</p> <p>O = Organic Analyses; I = Inorganic Analyses (and general chemistry, when applicable);</p> <p>NA = Not Applicable;</p> <p>NR = Not Reviewed;</p> <p>R# = Exception Report identification number (an Exception Report should be completed for an item if "NR" or "No" is checked).</p>	

**Client:** Golder Associates Inc.  
**Project:** Houston TX-Wood Preserving Works  
**Work Order:** HS18070990

**SAMPLE SUMMARY**

Lab Samp ID	Client Sample ID	Matrix	TagNo	Collection Date	Date Received	Hold
HS18070990-01	WG-1620-MW11A-20180718	Groundwater		18-Jul-2018 14:35	20-Jul-2018 09:45	<input type="checkbox"/>
HS18070990-02	WG-1620-MW11B-20180718	Groundwater		18-Jul-2018 15:25	20-Jul-2018 09:45	<input type="checkbox"/>
HS18070990-03	WG-1620-MW10A-20180718	Groundwater		18-Jul-2018 16:15	20-Jul-2018 09:45	<input type="checkbox"/>
HS18070990-04	WG-1620-MW10B-20180718	Groundwater		18-Jul-2018 17:00	20-Jul-2018 09:45	<input type="checkbox"/>
HS18070990-05	WG-1620-MW02-20180718	Groundwater		18-Jul-2018 17:55	20-Jul-2018 09:45	<input type="checkbox"/>
HS18070990-06	WG-1620-MW01A-20180718	Groundwater		18-Jul-2018 18:55	20-Jul-2018 09:45	<input type="checkbox"/>
HS18070990-07	WG-1620-FD01-20180718	Groundwater		18-Jul-2018 18:55	20-Jul-2018 09:45	<input type="checkbox"/>
HS18070990-08	WG-1620-FB01-20180718	Groundwater		18-Jul-2018 19:15	20-Jul-2018 09:45	<input type="checkbox"/>
HS18070990-09	WG-1620-P12-20180719	Groundwater		19-Jul-2018 07:50	20-Jul-2018 09:45	<input type="checkbox"/>
HS18070990-10	WG-1620-MW08-20180719	Groundwater		19-Jul-2018 08:50	20-Jul-2018 09:45	<input type="checkbox"/>
HS18070990-11	WG-1620-P10-20180719	Groundwater		19-Jul-2018 10:05	20-Jul-2018 09:45	<input type="checkbox"/>
HS18070990-12	WG-1620-FD02-20180719	Groundwater		19-Jul-2018 10:05	20-Jul-2018 09:45	<input type="checkbox"/>
HS18070990-13	WG-1620-MW07-20180719	Groundwater		19-Jul-2018 11:00	20-Jul-2018 09:45	<input type="checkbox"/>
HS18070990-14	WG-1620-FB02-20180719	Groundwater		19-Jul-2018 11:20	20-Jul-2018 09:45	<input type="checkbox"/>

Client: Golder Associates Inc.  
 Project: Houston TX-Wood Preserving Works  
 Sample ID: WG-1620-MW11A-20180718  
 Collection Date: 18-Jul-2018 14:35

**ANALYTICAL REPORT**

WorkOrder:HS18070990  
 Lab ID:HS18070990-01  
 Matrix:Groundwater

ANALYSES	RESULT	QUAL	SDL	MQL	UNITS	DILUTION FACTOR	DATE ANALYZED
<b>LOW-LEVEL SEMIVOLATILES</b>		<b>Method:SW8270</b>		Prep:SW3510 / 24-Jul-2018		Analyst: GEY	
2-Methylnaphthalene	U		0.000019	0.00010	mg/L	1	28-Jul-2018 14:37
<b>Acenaphthene</b>	<b>0.0017</b>		<b>0.000027</b>	<b>0.00010</b>	<b>mg/L</b>	1	28-Jul-2018 14:37
Acenaphthylene	U		0.000015	0.00010	mg/L	1	28-Jul-2018 14:37
<b>Anthracene</b>	<b>0.00019</b>		<b>0.000014</b>	<b>0.00010</b>	<b>mg/L</b>	1	28-Jul-2018 14:37
<b>Bis(2-ethylhexyl)phthalate</b>	<b>0.00070</b>		<b>0.000037</b>	<b>0.00020</b>	<b>mg/L</b>	1	28-Jul-2018 14:37
<b>Dibenzofuran</b>	<b>0.00027</b>		<b>0.000020</b>	<b>0.00010</b>	<b>mg/L</b>	1	28-Jul-2018 14:37
<b>Fluoranthene</b>	<b>0.00023</b>		<b>0.000010</b>	<b>0.00010</b>	<b>mg/L</b>	1	28-Jul-2018 14:37
<b>Fluorene</b>	<b>0.00083</b>		<b>0.000030</b>	<b>0.00010</b>	<b>mg/L</b>	1	28-Jul-2018 14:37
<b>Naphthalene</b>	<b>0.00012</b>		<b>0.000020</b>	<b>0.00010</b>	<b>mg/L</b>	1	28-Jul-2018 14:37
<b>Phenanthrene</b>	<b>0.000086</b>	J	<b>0.000021</b>	<b>0.00010</b>	<b>mg/L</b>	1	28-Jul-2018 14:37
<b>Pyrene</b>	<b>0.00022</b>		<b>0.000019</b>	<b>0.00010</b>	<b>mg/L</b>	1	28-Jul-2018 14:37
<i>Surr: 2,4,6-Tribromophenol</i>	<i>61.0</i>			<i>34-129</i>	<i>%REC</i>	<i>1</i>	<i>28-Jul-2018 14:37</i>
<i>Surr: 2-Fluorobiphenyl</i>	<i>50.4</i>			<i>40-125</i>	<i>%REC</i>	<i>1</i>	<i>28-Jul-2018 14:37</i>
<i>Surr: 2-Fluorophenol</i>	<i>24.8</i>			<i>20-120</i>	<i>%REC</i>	<i>1</i>	<i>28-Jul-2018 14:37</i>
<i>Surr: 4-Terphenyl-d14</i>	<i>92.5</i>			<i>40-135</i>	<i>%REC</i>	<i>1</i>	<i>28-Jul-2018 14:37</i>
<i>Surr: Nitrobenzene-d5</i>	<i>50.0</i>			<i>41-120</i>	<i>%REC</i>	<i>1</i>	<i>28-Jul-2018 14:37</i>
<i>Surr: Phenol-d6</i>	<i>48.6</i>			<i>20-120</i>	<i>%REC</i>	<i>1</i>	<i>28-Jul-2018 14:37</i>

Note: See Qualifiers Page for a list of qualifiers and their explanation.



Client: Golder Associates Inc.  
 Project: Houston TX-Wood Preserving Works  
 Sample ID: WG-1620-MW11B-20180718  
 Collection Date: 18-Jul-2018 15:25

**ANALYTICAL REPORT**

WorkOrder:HS18070990  
 Lab ID:HS18070990-02  
 Matrix:Groundwater

ANALYSES	RESULT	QUAL	SDL	MQL	UNITS	DILUTION FACTOR	DATE ANALYZED
<b>LOW-LEVEL SEMIVOLATILES</b>		Method:SW8270		Prep:SW3510 / 24-Jul-2018		Analyst: GEY	
Acenaphthene	0.074		0.00027	0.0010	mg/L	10	03-Aug-2018 14:49
Acenaphthylene	0.00063		0.000015	0.00010	mg/L	1	03-Aug-2018 14:30
Anthracene	0.0037		0.000014	0.00010	mg/L	1	03-Aug-2018 14:30
Bis(2-ethylhexyl)phthalate	U		0.000037	0.00020	mg/L	1	03-Aug-2018 14:30
Dibenzofuran	0.032		0.00020	0.0010	mg/L	10	03-Aug-2018 14:49
Di-n-butyl phthalate	U		0.000020	0.00020	mg/L	1	03-Aug-2018 14:30
Fluoranthene	0.0043		0.000010	0.00010	mg/L	1	03-Aug-2018 14:30
Fluorene	0.048		0.00030	0.0010	mg/L	10	03-Aug-2018 14:49
Naphthalene	0.34		0.0020	0.010	mg/L	100	03-Aug-2018 15:08
Phenol	U		0.000035	0.00020	mg/L	1	03-Aug-2018 14:30
Pyrene	0.0023		0.000019	0.00010	mg/L	1	03-Aug-2018 14:30
Surr: 2,4,6-Tribromophenol	0	JS		34-129	%REC	100	03-Aug-2018 15:08
Surr: 2,4,6-Tribromophenol	52.5			34-129	%REC	1	03-Aug-2018 14:30
Surr: 2,4,6-Tribromophenol	65.2			34-129	%REC	10	03-Aug-2018 14:49
Surr: 2-Fluorobiphenyl	75.6			40-125	%REC	10	03-Aug-2018 14:49
Surr: 2-Fluorobiphenyl	46.0			40-125	%REC	1	03-Aug-2018 14:30
Surr: 2-Fluorobiphenyl	0	JS		40-125	%REC	100	03-Aug-2018 15:08
Surr: 2-Fluorophenol	0	JS		20-120	%REC	100	03-Aug-2018 15:08
Surr: 2-Fluorophenol	40.1			20-120	%REC	1	03-Aug-2018 14:30
Surr: 2-Fluorophenol	50.7			20-120	%REC	10	03-Aug-2018 14:49
Surr: 4-Terphenyl-d14	134			40-135	%REC	10	03-Aug-2018 14:49
Surr: 4-Terphenyl-d14	92.8			40-135	%REC	1	03-Aug-2018 14:30
Surr: 4-Terphenyl-d14	0	JS		40-135	%REC	100	03-Aug-2018 15:08
Surr: Nitrobenzene-d5	46.6			41-120	%REC	1	03-Aug-2018 14:30
Surr: Nitrobenzene-d5	0	JS		41-120	%REC	100	03-Aug-2018 15:08
Surr: Nitrobenzene-d5	78.6			41-120	%REC	10	03-Aug-2018 14:49
Surr: Phenol-d6	62.6			20-120	%REC	10	03-Aug-2018 14:49
Surr: Phenol-d6	0	JS		20-120	%REC	100	03-Aug-2018 15:08
Surr: Phenol-d6	61.2			20-120	%REC	1	03-Aug-2018 14:30

Note: See Qualifiers Page for a list of qualifiers and their explanation.

Client: Golder Associates Inc.  
 Project: Houston TX-Wood Preserving Works  
 Sample ID: WG-1620-MW10A-20180718  
 Collection Date: 18-Jul-2018 16:15

**ANALYTICAL REPORT**

WorkOrder:HS18070990  
 Lab ID:HS18070990-03  
 Matrix:Groundwater

ANALYSES	RESULT	QUAL	SDL	MQL	UNITS	DILUTION FACTOR	DATE ANALYZED
<b>LOW-LEVEL SEMIVOLATILES</b>		<b>Method:SW8270</b>		Prep:SW3510 / 24-Jul-2018		Analyst: GEY	
2-Methylnaphthalene	U		0.000019	0.00010	mg/L	1	03-Aug-2018 15:27
Acenaphthene	U		0.000027	0.00010	mg/L	1	03-Aug-2018 15:27
Acenaphthylene	U		0.000015	0.00010	mg/L	1	03-Aug-2018 15:27
Anthracene	U		0.000014	0.00010	mg/L	1	03-Aug-2018 15:27
<b>Bis(2-ethylhexyl)phthalate</b>	<b>0.00010</b>	J	<b>0.000037</b>	<b>0.00020</b>	<b>mg/L</b>	1	03-Aug-2018 15:27
Dibenzofuran	U		0.000020	0.00010	mg/L	1	03-Aug-2018 15:27
Fluoranthene	U		0.000010	0.00010	mg/L	1	03-Aug-2018 15:27
Fluorene	U		0.000030	0.00010	mg/L	1	03-Aug-2018 15:27
Naphthalene	U		0.000020	0.00010	mg/L	1	03-Aug-2018 15:27
Phenanthrene	U		0.000021	0.00010	mg/L	1	03-Aug-2018 15:27
Pyrene	U		0.000019	0.00010	mg/L	1	03-Aug-2018 15:27
<i>Surr: 2,4,6-Tribromophenol</i>	<i>43.3</i>			<i>34-129</i>	<i>%REC</i>	<i>1</i>	<i>03-Aug-2018 15:27</i>
<i>Surr: 2-Fluorobiphenyl</i>	<i>46.7</i>			<i>40-125</i>	<i>%REC</i>	<i>1</i>	<i>03-Aug-2018 15:27</i>
<i>Surr: 2-Fluorophenol</i>	<i>38.0</i>			<i>20-120</i>	<i>%REC</i>	<i>1</i>	<i>03-Aug-2018 15:27</i>
<i>Surr: 4-Terphenyl-d14</i>	<i>93.7</i>			<i>40-135</i>	<i>%REC</i>	<i>1</i>	<i>03-Aug-2018 15:27</i>
<i>Surr: Nitrobenzene-d5</i>	<i>48.3</i>			<i>41-120</i>	<i>%REC</i>	<i>1</i>	<i>03-Aug-2018 15:27</i>
<i>Surr: Phenol-d6</i>	<i>40.6</i>			<i>20-120</i>	<i>%REC</i>	<i>1</i>	<i>03-Aug-2018 15:27</i>

Note: See Qualifiers Page for a list of qualifiers and their explanation.

Client: Golder Associates Inc.  
 Project: Houston TX-Wood Preserving Works  
 Sample ID: WG-1620-MW10B-20180718  
 Collection Date: 18-Jul-2018 17:00

**ANALYTICAL REPORT**

WorkOrder:HS18070990  
 Lab ID:HS18070990-04  
 Matrix:Groundwater

ANALYSES	RESULT	QUAL	SDL	MQL	UNITS	DILUTION FACTOR	DATE ANALYZED
<b>LOW-LEVEL SEMIVOLATILES</b>		<b>Method:SW8270</b>		Prep:SW3510 / 24-Jul-2018		Analyst: GEY	
Acenaphthene	0.056		0.00027	0.0010	mg/L	10	03-Aug-2018 18:16
Acenaphthylene	0.00053		0.000015	0.00010	mg/L	1	28-Jul-2018 15:33
Anthracene	0.0024		0.000014	0.00010	mg/L	1	28-Jul-2018 15:33
Bis(2-ethylhexyl)phthalate	0.000064	J	0.000037	0.00020	mg/L	1	28-Jul-2018 15:33
Dibenzofuran	0.021		0.00020	0.0010	mg/L	10	03-Aug-2018 18:16
Di-n-butyl phthalate	U		0.000020	0.00020	mg/L	1	28-Jul-2018 15:33
Fluoranthene	0.0022		0.000010	0.00010	mg/L	1	28-Jul-2018 15:33
Fluorene	0.031		0.00030	0.0010	mg/L	10	03-Aug-2018 18:16
Naphthalene	0.00074		0.000020	0.00010	mg/L	1	28-Jul-2018 15:33
Phenol	U		0.000035	0.00020	mg/L	1	28-Jul-2018 15:33
Pyrene	0.00088		0.000019	0.00010	mg/L	1	28-Jul-2018 15:33
Surr: 2,4,6-Tribromophenol	70.4			34-129	%REC	1	28-Jul-2018 15:33
Surr: 2,4,6-Tribromophenol	57.5			34-129	%REC	10	03-Aug-2018 18:16
Surr: 2-Fluorobiphenyl	79.5			40-125	%REC	10	03-Aug-2018 18:16
Surr: 2-Fluorobiphenyl	66.7			40-125	%REC	1	28-Jul-2018 15:33
Surr: 2-Fluorophenol	55.5			20-120	%REC	1	28-Jul-2018 15:33
Surr: 2-Fluorophenol	66.4			20-120	%REC	10	03-Aug-2018 18:16
Surr: 4-Terphenyl-d14	98.1			40-135	%REC	10	03-Aug-2018 18:16
Surr: 4-Terphenyl-d14	94.5			40-135	%REC	1	28-Jul-2018 15:33
Surr: Nitrobenzene-d5	65.7			41-120	%REC	1	28-Jul-2018 15:33
Surr: Nitrobenzene-d5	74.8			41-120	%REC	10	03-Aug-2018 18:16
Surr: Phenol-d6	85.7			20-120	%REC	10	03-Aug-2018 18:16
Surr: Phenol-d6	64.8			20-120	%REC	1	28-Jul-2018 15:33

Note: See Qualifiers Page for a list of qualifiers and their explanation.

Client: Golder Associates Inc.  
 Project: Houston TX-Wood Preserving Works  
 Sample ID: WG-1620-MW02-20180718  
 Collection Date: 18-Jul-2018 17:55

**ANALYTICAL REPORT**

WorkOrder:HS18070990  
 Lab ID:HS18070990-05  
 Matrix:Groundwater

ANALYSES	RESULT	QUAL	SDL	MQL	UNITS	DILUTION FACTOR	DATE ANALYZED
<b>LOW-LEVEL SEMIVOLATILES</b>		<b>Method:SW8270</b>		Prep:SW3510 / 24-Jul-2018		Analyst: GEY	
<b>2-Methylnaphthalene</b>	<b>0.00038</b>		<b>0.000019</b>	<b>0.00010</b>	<b>mg/L</b>	1	28-Jul-2018 15:52
<b>Acenaphthene</b>	<b>0.0048</b>		<b>0.000028</b>	<b>0.00010</b>	<b>mg/L</b>	1	28-Jul-2018 15:52
Acenaphthylene	U		0.000015	0.00010	mg/L	1	28-Jul-2018 15:52
<b>Anthracene</b>	<b>0.00020</b>		<b>0.000014</b>	<b>0.00010</b>	<b>mg/L</b>	1	28-Jul-2018 15:52
Bis(2-ethylhexyl)phthalate	U		0.000038	0.00020	mg/L	1	28-Jul-2018 15:52
<b>Dibenzofuran</b>	<b>0.0016</b>		<b>0.000020</b>	<b>0.00010</b>	<b>mg/L</b>	1	28-Jul-2018 15:52
<b>Fluoranthene</b>	<b>0.00019</b>		<b>0.000010</b>	<b>0.00010</b>	<b>mg/L</b>	1	28-Jul-2018 15:52
<b>Fluorene</b>	<b>0.0029</b>		<b>0.000031</b>	<b>0.00010</b>	<b>mg/L</b>	1	28-Jul-2018 15:52
<b>Naphthalene</b>	<b>0.00025</b>		<b>0.000020</b>	<b>0.00010</b>	<b>mg/L</b>	1	28-Jul-2018 15:52
<b>Phenanthrene</b>	<b>0.00035</b>		<b>0.000021</b>	<b>0.00010</b>	<b>mg/L</b>	1	28-Jul-2018 15:52
<b>Pyrene</b>	<b>0.000082</b>	J	<b>0.000019</b>	<b>0.00010</b>	<b>mg/L</b>	1	28-Jul-2018 15:52
Surr: 2,4,6-Tribromophenol	71.5			34-129	%REC	1	28-Jul-2018 15:52
Surr: 2-Fluorobiphenyl	59.3			40-125	%REC	1	28-Jul-2018 15:52
Surr: 2-Fluorophenol	46.2			20-120	%REC	1	28-Jul-2018 15:52
Surr: 4-Terphenyl-d14	90.7			40-135	%REC	1	28-Jul-2018 15:52
Surr: Nitrobenzene-d5	55.8			41-120	%REC	1	28-Jul-2018 15:52
Surr: Phenol-d6	54.9			20-120	%REC	1	28-Jul-2018 15:52

Note: See Qualifiers Page for a list of qualifiers and their explanation.

Client: Golder Associates Inc.  
 Project: Houston TX-Wood Preserving Works  
 Sample ID: WG-1620-MW01A-20180718  
 Collection Date: 18-Jul-2018 18:55

**ANALYTICAL REPORT**

WorkOrder:HS18070990  
 Lab ID:HS18070990-06  
 Matrix:Groundwater

ANALYSES	RESULT	QUAL	SDL	MQL	UNITS	DILUTION FACTOR	DATE ANALYZED
<b>LOW-LEVEL SEMIVOLATILES</b>		<b>Method:SW8270</b>		Prep:SW3510 / 24-Jul-2018		Analyst: GEY	
2-Methylnaphthalene	0.00021		0.000019	0.00010	mg/L	1	03-Aug-2018 16:04
Acenaphthene	0.088		0.00027	0.0010	mg/L	10	03-Aug-2018 16:23
Acenaphthylene	0.00078		0.000015	0.00010	mg/L	1	03-Aug-2018 16:04
Anthracene	0.0020		0.000014	0.00010	mg/L	1	03-Aug-2018 16:04
Bis(2-ethylhexyl)phthalate	U		0.000037	0.00020	mg/L	1	03-Aug-2018 16:04
Dibenzofuran	0.0100		0.000020	0.00010	mg/L	1	03-Aug-2018 16:04
Fluoranthene	0.0038		0.000010	0.00010	mg/L	1	03-Aug-2018 16:04
Fluorene	0.040		0.00030	0.0010	mg/L	10	03-Aug-2018 16:23
Naphthalene	0.00027		0.000020	0.00010	mg/L	1	03-Aug-2018 16:04
Phenanthrene	0.0021		0.000021	0.00010	mg/L	1	03-Aug-2018 16:04
Pyrene	0.0019		0.000019	0.00010	mg/L	1	03-Aug-2018 16:04
Surr: 2,4,6-Tribromophenol	63.7			34-129	%REC	1	03-Aug-2018 16:04
Surr: 2,4,6-Tribromophenol	73.8			34-129	%REC	10	03-Aug-2018 16:23
Surr: 2-Fluorobiphenyl	88.3			40-125	%REC	10	03-Aug-2018 16:23
Surr: 2-Fluorobiphenyl	71.8			40-125	%REC	1	03-Aug-2018 16:04
Surr: 2-Fluorophenol	43.7			20-120	%REC	1	03-Aug-2018 16:04
Surr: 2-Fluorophenol	47.2			20-120	%REC	10	03-Aug-2018 16:23
Surr: 4-Terphenyl-d14	111			40-135	%REC	10	03-Aug-2018 16:23
Surr: 4-Terphenyl-d14	92.9			40-135	%REC	1	03-Aug-2018 16:04
Surr: Nitrobenzene-d5	77.3			41-120	%REC	1	03-Aug-2018 16:04
Surr: Nitrobenzene-d5	91.6			41-120	%REC	10	03-Aug-2018 16:23
Surr: Phenol-d6	72.0			20-120	%REC	10	03-Aug-2018 16:23
Surr: Phenol-d6	68.9			20-120	%REC	1	03-Aug-2018 16:04

Note: See Qualifiers Page for a list of qualifiers and their explanation.

Client: Golder Associates Inc.  
 Project: Houston TX-Wood Preserving Works  
 Sample ID: WG-1620-FD01-20180718  
 Collection Date: 18-Jul-2018 18:55

**ANALYTICAL REPORT**

WorkOrder:HS18070990  
 Lab ID:HS18070990-07  
 Matrix:Groundwater

ANALYSES	RESULT	QUAL	SDL	MQL	UNITS	DILUTION FACTOR	DATE ANALYZED
<b>LOW-LEVEL SEMIVOLATILES</b>		<b>Method:SW8270</b>		Prep:SW3510 / 24-Jul-2018		Analyst: GEY	
2-Methylnaphthalene	0.00014		0.000019	0.00010	mg/L	1	03-Aug-2018 16:42
Acenaphthene	0.12		0.0027	0.010	mg/L	100	03-Aug-2018 18:35
Acenaphthylene	0.00086		0.000015	0.00010	mg/L	1	03-Aug-2018 16:42
Anthracene	0.0023		0.000014	0.00010	mg/L	1	03-Aug-2018 16:42
Bis(2-ethylhexyl)phthalate	U		0.000037	0.00020	mg/L	1	03-Aug-2018 16:42
Dibenzofuran	0.015		0.00020	0.0010	mg/L	10	03-Aug-2018 17:01
Fluoranthene	0.0043		0.000010	0.00010	mg/L	1	03-Aug-2018 16:42
Fluorene	0.050		0.00030	0.0010	mg/L	10	03-Aug-2018 17:01
Naphthalene	0.00042		0.000020	0.00010	mg/L	1	03-Aug-2018 16:42
Phenanthrene	0.0024		0.000021	0.00010	mg/L	1	03-Aug-2018 16:42
Pyrene	0.0022		0.000019	0.00010	mg/L	1	03-Aug-2018 16:42
Surr: 2,4,6-Tribromophenol	65.4			34-129	%REC	1	03-Aug-2018 16:42
Surr: 2,4,6-Tribromophenol	71.6			34-129	%REC	10	03-Aug-2018 17:01
Surr: 2,4,6-Tribromophenol	0	JS		34-129	%REC	100	03-Aug-2018 18:35
Surr: 2-Fluorobiphenyl	0	JS		40-125	%REC	100	03-Aug-2018 18:35
Surr: 2-Fluorobiphenyl	105			40-125	%REC	10	03-Aug-2018 17:01
Surr: 2-Fluorobiphenyl	73.7			40-125	%REC	1	03-Aug-2018 16:42
Surr: 2-Fluorophenol	65.4			20-120	%REC	1	03-Aug-2018 16:42
Surr: 2-Fluorophenol	71.2			20-120	%REC	10	03-Aug-2018 17:01
Surr: 2-Fluorophenol	0	JS		20-120	%REC	100	03-Aug-2018 18:35
Surr: 4-Terphenyl-d14	94.4			40-135	%REC	1	03-Aug-2018 16:42
Surr: 4-Terphenyl-d14	0	JS		40-135	%REC	100	03-Aug-2018 18:35
Surr: 4-Terphenyl-d14	126			40-135	%REC	10	03-Aug-2018 17:01
Surr: Nitrobenzene-d5	112			41-120	%REC	10	03-Aug-2018 17:01
Surr: Nitrobenzene-d5	77.3			41-120	%REC	1	03-Aug-2018 16:42
Surr: Nitrobenzene-d5	0	JS		41-120	%REC	100	03-Aug-2018 18:35
Surr: Phenol-d6	0	JS		20-120	%REC	100	03-Aug-2018 18:35
Surr: Phenol-d6	110			20-120	%REC	1	03-Aug-2018 16:42
Surr: Phenol-d6	96.6			20-120	%REC	10	03-Aug-2018 17:01

Note: See Qualifiers Page for a list of qualifiers and their explanation.

Client: Golder Associates Inc.  
 Project: Houston TX-Wood Preserving Works  
 Sample ID: WG-1620-FB01-20180718  
 Collection Date: 18-Jul-2018 19:15

**ANALYTICAL REPORT**

WorkOrder:HS18070990  
 Lab ID:HS18070990-08  
 Matrix:Groundwater

ANALYSES	RESULT	QUAL	SDL	MQL	UNITS	DILUTION FACTOR	DATE ANALYZED
<b>LOW-LEVEL SEMIVOLATILES</b>		<b>Method:SW8270</b>		Prep:SW3510 / 24-Jul-2018		Analyst: GEY	
2-Methylnaphthalene	U		0.000019	0.00010	mg/L	1	03-Aug-2018 17:20
Acenaphthene	U		0.000027	0.00010	mg/L	1	03-Aug-2018 17:20
Acenaphthylene	U		0.000015	0.00010	mg/L	1	03-Aug-2018 17:20
Anthracene	U		0.000014	0.00010	mg/L	1	03-Aug-2018 17:20
<b>Bis(2-ethylhexyl)phthalate</b>	<b>0.000078</b>	<b>J</b>	<b>0.000037</b>	<b>0.00020</b>	<b>mg/L</b>	<b>1</b>	<b>03-Aug-2018 17:20</b>
Dibenzofuran	U		0.000020	0.00010	mg/L	1	03-Aug-2018 17:20
Fluoranthene	U		0.000010	0.00010	mg/L	1	03-Aug-2018 17:20
Fluorene	U		0.000030	0.00010	mg/L	1	03-Aug-2018 17:20
Naphthalene	U		0.000020	0.00010	mg/L	1	03-Aug-2018 17:20
Phenanthrene	U		0.000021	0.00010	mg/L	1	03-Aug-2018 17:20
Pyrene	U		0.000019	0.00010	mg/L	1	03-Aug-2018 17:20
<i>Surr: 2,4,6-Tribromophenol</i>	<i>47.6</i>			<i>34-129</i>	<i>%REC</i>	<i>1</i>	<i>03-Aug-2018 17:20</i>
<i>Surr: 2-Fluorobiphenyl</i>	<i>81.5</i>			<i>40-125</i>	<i>%REC</i>	<i>1</i>	<i>03-Aug-2018 17:20</i>
<i>Surr: 2-Fluorophenol</i>	<i>42.6</i>			<i>20-120</i>	<i>%REC</i>	<i>1</i>	<i>03-Aug-2018 17:20</i>
<i>Surr: 4-Terphenyl-d14</i>	<i>95.5</i>			<i>40-135</i>	<i>%REC</i>	<i>1</i>	<i>03-Aug-2018 17:20</i>
<i>Surr: Nitrobenzene-d5</i>	<i>81.1</i>			<i>41-120</i>	<i>%REC</i>	<i>1</i>	<i>03-Aug-2018 17:20</i>
<i>Surr: Phenol-d6</i>	<i>68.6</i>			<i>20-120</i>	<i>%REC</i>	<i>1</i>	<i>03-Aug-2018 17:20</i>

Note: See Qualifiers Page for a list of qualifiers and their explanation.



Client: Golder Associates Inc.  
 Project: Houston TX-Wood Preserving Works  
 Sample ID: WG-1620-P12-20180719  
 Collection Date: 19-Jul-2018 07:50

**ANALYTICAL REPORT**

WorkOrder:HS18070990  
 Lab ID:HS18070990-09  
 Matrix:Groundwater

ANALYSES	RESULT	QUAL	SDL	MQL	UNITS	DILUTION FACTOR	DATE ANALYZED
<b>LOW-LEVEL SEMIVOLATILES</b>		<b>Method:SW8270</b>		Prep:SW3510 / 24-Jul-2018		Analyst: GEY	
Acenaphthene	U		0.000027	0.00010	mg/L	1	27-Jul-2018 17:18
Acenaphthylene	U		0.000015	0.00010	mg/L	1	27-Jul-2018 17:18
Anthracene	U		0.000014	0.00010	mg/L	1	27-Jul-2018 17:18
<b>Bis(2-ethylhexyl)phthalate</b>	<b>0.000090</b>	<b>J</b>	<b>0.000037</b>	<b>0.00020</b>	<b>mg/L</b>	<b>1</b>	27-Jul-2018 17:18
Dibenzofuran	U		0.000020	0.00010	mg/L	1	27-Jul-2018 17:18
Di-n-butyl phthalate	U		0.000020	0.00020	mg/L	1	27-Jul-2018 17:18
Fluoranthene	U		0.000010	0.00010	mg/L	1	27-Jul-2018 17:18
Fluorene	U		0.000030	0.00010	mg/L	1	27-Jul-2018 17:18
Naphthalene	U		0.000020	0.00010	mg/L	1	27-Jul-2018 17:18
Phenol	U		0.000035	0.00020	mg/L	1	27-Jul-2018 17:18
Pyrene	U		0.000019	0.00010	mg/L	1	27-Jul-2018 17:18
<i>Surr: 2,4,6-Tribromophenol</i>	<i>47.3</i>			<i>34-129</i>	<i>%REC</i>	<i>1</i>	<i>27-Jul-2018 17:18</i>
<i>Surr: 2-Fluorobiphenyl</i>	<i>58.1</i>			<i>40-125</i>	<i>%REC</i>	<i>1</i>	<i>27-Jul-2018 17:18</i>
<i>Surr: 2-Fluorophenol</i>	<i>44.5</i>			<i>20-120</i>	<i>%REC</i>	<i>1</i>	<i>27-Jul-2018 17:18</i>
<i>Surr: 4-Terphenyl-d14</i>	<i>98.5</i>			<i>40-135</i>	<i>%REC</i>	<i>1</i>	<i>27-Jul-2018 17:18</i>
<i>Surr: Nitrobenzene-d5</i>	<i>57.7</i>			<i>41-120</i>	<i>%REC</i>	<i>1</i>	<i>27-Jul-2018 17:18</i>
<i>Surr: Phenol-d6</i>	<i>49.6</i>			<i>20-120</i>	<i>%REC</i>	<i>1</i>	<i>27-Jul-2018 17:18</i>

Note: See Qualifiers Page for a list of qualifiers and their explanation.

Client: Golder Associates Inc.  
 Project: Houston TX-Wood Preserving Works  
 Sample ID: WG-1620-MW08-20180719  
 Collection Date: 19-Jul-2018 08:50

**ANALYTICAL REPORT**

WorkOrder:HS18070990  
 Lab ID:HS18070990-10  
 Matrix:Groundwater

ANALYSES	RESULT	QUAL	SDL	MQL	UNITS	DILUTION FACTOR	DATE ANALYZED
<b>LOW-LEVEL SEMIVOLATILES</b>		<b>Method:SW8270</b>		Prep:SW3510 / 24-Jul-2018		Analyst: GEY	
2-Methylnaphthalene	U		0.000019	0.00010	mg/L	1	28-Jul-2018 17:07
<b>Acenaphthene</b>	<b>0.00067</b>		<b>0.000027</b>	<b>0.00010</b>	<b>mg/L</b>	1	28-Jul-2018 17:07
Acenaphthylene	U		0.000015	0.00010	mg/L	1	28-Jul-2018 17:07
<b>Anthracene</b>	<b>0.000045</b>	J	<b>0.000014</b>	<b>0.00010</b>	<b>mg/L</b>	1	28-Jul-2018 17:07
Bis(2-ethylhexyl)phthalate	U		0.000037	0.00020	mg/L	1	28-Jul-2018 17:07
<b>Dibenzofuran</b>	<b>0.00011</b>		<b>0.000020</b>	<b>0.00010</b>	<b>mg/L</b>	1	28-Jul-2018 17:07
<b>Fluoranthene</b>	<b>0.000031</b>	J	<b>0.000010</b>	<b>0.00010</b>	<b>mg/L</b>	1	28-Jul-2018 17:07
<b>Fluorene</b>	<b>0.00017</b>		<b>0.000030</b>	<b>0.00010</b>	<b>mg/L</b>	1	28-Jul-2018 17:07
Naphthalene	U		0.000020	0.00010	mg/L	1	28-Jul-2018 17:07
<b>Phenanthrene</b>	<b>0.000023</b>	J	<b>0.000021</b>	<b>0.00010</b>	<b>mg/L</b>	1	28-Jul-2018 17:07
Pyrene	U		0.000019	0.00010	mg/L	1	28-Jul-2018 17:07
<i>Surr: 2,4,6-Tribromophenol</i>	<i>57.3</i>			<i>34-129</i>	<i>%REC</i>	<i>1</i>	<i>28-Jul-2018 17:07</i>
<i>Surr: 2-Fluorobiphenyl</i>	<i>55.4</i>			<i>40-125</i>	<i>%REC</i>	<i>1</i>	<i>28-Jul-2018 17:07</i>
<i>Surr: 2-Fluorophenol</i>	<i>44.5</i>			<i>20-120</i>	<i>%REC</i>	<i>1</i>	<i>28-Jul-2018 17:07</i>
<i>Surr: 4-Terphenyl-d14</i>	<i>91.0</i>			<i>40-135</i>	<i>%REC</i>	<i>1</i>	<i>28-Jul-2018 17:07</i>
<i>Surr: Nitrobenzene-d5</i>	<i>53.9</i>			<i>41-120</i>	<i>%REC</i>	<i>1</i>	<i>28-Jul-2018 17:07</i>
<i>Surr: Phenol-d6</i>	<i>51.8</i>			<i>20-120</i>	<i>%REC</i>	<i>1</i>	<i>28-Jul-2018 17:07</i>

Note: See Qualifiers Page for a list of qualifiers and their explanation.

Client: Golder Associates Inc.  
 Project: Houston TX-Wood Preserving Works  
 Sample ID: WG-1620-P10-20180719  
 Collection Date: 19-Jul-2018 10:05

**ANALYTICAL REPORT**

WorkOrder:HS18070990  
 Lab ID:HS18070990-11  
 Matrix:Groundwater

ANALYSES	RESULT	QUAL	SDL	MQL	UNITS	DILUTION FACTOR	DATE ANALYZED
<b>LOW-LEVEL SEMIVOLATILES</b>		<b>Method:SW8270</b>		Prep:SW3510 / 24-Jul-2018		Analyst: GEY	
Acenaphthene	0.041		0.00027	0.0010	mg/L	10	03-Aug-2018 17:38
Acenaphthylene	0.00038		0.000015	0.00010	mg/L	1	28-Jul-2018 17:26
Anthracene	0.00058		0.000014	0.00010	mg/L	1	28-Jul-2018 17:26
Bis(2-ethylhexyl)phthalate	0.00019	J	0.000037	0.00020	mg/L	1	28-Jul-2018 17:26
Dibenzofuran	0.0047		0.000020	0.00010	mg/L	1	28-Jul-2018 17:26
Di-n-butyl phthalate	U		0.000020	0.00020	mg/L	1	28-Jul-2018 17:26
Fluoranthene	0.00099		0.000010	0.00010	mg/L	1	28-Jul-2018 17:26
Fluorene	0.0073		0.000030	0.00010	mg/L	1	28-Jul-2018 17:26
Naphthalene	0.00014		0.000020	0.00010	mg/L	1	28-Jul-2018 17:26
Phenol	U		0.000035	0.00020	mg/L	1	28-Jul-2018 17:26
Pyrene	0.00049		0.000019	0.00010	mg/L	1	28-Jul-2018 17:26
Surr: 2,4,6-Tribromophenol	61.6			34-129	%REC	1	28-Jul-2018 17:26
Surr: 2,4,6-Tribromophenol	44.7			34-129	%REC	10	03-Aug-2018 17:38
Surr: 2-Fluorobiphenyl	72.0			40-125	%REC	10	03-Aug-2018 17:38
Surr: 2-Fluorobiphenyl	48.6			40-125	%REC	1	28-Jul-2018 17:26
Surr: 2-Fluorophenol	42.3			20-120	%REC	1	28-Jul-2018 17:26
Surr: 2-Fluorophenol	41.7			20-120	%REC	10	03-Aug-2018 17:38
Surr: 4-Terphenyl-d14	122			40-135	%REC	10	03-Aug-2018 17:38
Surr: 4-Terphenyl-d14	89.2			40-135	%REC	1	28-Jul-2018 17:26
Surr: Nitrobenzene-d5	50.6			41-120	%REC	1	28-Jul-2018 17:26
Surr: Nitrobenzene-d5	70.7			41-120	%REC	10	03-Aug-2018 17:38
Surr: Phenol-d6	59.8			20-120	%REC	10	03-Aug-2018 17:38
Surr: Phenol-d6	47.6			20-120	%REC	1	28-Jul-2018 17:26

Note: See Qualifiers Page for a list of qualifiers and their explanation.

Client: Golder Associates Inc.  
 Project: Houston TX-Wood Preserving Works  
 Sample ID: WG-1620-FD02-20180719  
 Collection Date: 19-Jul-2018 10:05

**ANALYTICAL REPORT**

WorkOrder:HS18070990  
 Lab ID:HS18070990-12  
 Matrix:Groundwater

ANALYSES	RESULT	QUAL	SDL	MQL	UNITS	DILUTION FACTOR	DATE ANALYZED
<b>LOW-LEVEL SEMIVOLATILES</b>		<b>Method:SW8270</b>		Prep:SW3510 / 24-Jul-2018		Analyst: GEY	
Acenaphthene	0.043		0.00027	0.0010	mg/L	10	03-Aug-2018 17:57
Acenaphthylene	0.00032		0.000015	0.00010	mg/L	1	28-Jul-2018 17:45
Anthracene	0.00060		0.000014	0.00010	mg/L	1	28-Jul-2018 17:45
Bis(2-ethylhexyl)phthalate	0.00022		0.000037	0.00020	mg/L	1	28-Jul-2018 17:45
Dibenzofuran	0.0042		0.000020	0.00010	mg/L	1	28-Jul-2018 17:45
Di-n-butyl phthalate	U		0.000020	0.00020	mg/L	1	28-Jul-2018 17:45
Fluoranthene	0.0010		0.000010	0.00010	mg/L	1	28-Jul-2018 17:45
Fluorene	0.0070		0.000030	0.00010	mg/L	1	28-Jul-2018 17:45
Naphthalene	0.000056	J	0.000020	0.00010	mg/L	1	28-Jul-2018 17:45
Phenol	U		0.000035	0.00020	mg/L	1	28-Jul-2018 17:45
Pyrene	0.00048		0.000019	0.00010	mg/L	1	28-Jul-2018 17:45
Surr: 2,4,6-Tribromophenol	61.0			34-129	%REC	10	03-Aug-2018 17:57
Surr: 2,4,6-Tribromophenol	58.2			34-129	%REC	1	28-Jul-2018 17:45
Surr: 2-Fluorobiphenyl	44.6			40-125	%REC	1	28-Jul-2018 17:45
Surr: 2-Fluorobiphenyl	71.7			40-125	%REC	10	03-Aug-2018 17:57
Surr: 2-Fluorophenol	37.8			20-120	%REC	1	28-Jul-2018 17:45
Surr: 2-Fluorophenol	34.2	J		20-120	%REC	10	03-Aug-2018 17:57
Surr: 4-Terphenyl-d14	131			40-135	%REC	10	03-Aug-2018 17:57
Surr: 4-Terphenyl-d14	86.6			40-135	%REC	1	28-Jul-2018 17:45
Surr: Nitrobenzene-d5	43.6			41-120	%REC	1	28-Jul-2018 17:45
Surr: Nitrobenzene-d5	76.8			41-120	%REC	10	03-Aug-2018 17:57
Surr: Phenol-d6	54.1			20-120	%REC	10	03-Aug-2018 17:57
Surr: Phenol-d6	41.4			20-120	%REC	1	28-Jul-2018 17:45

Note: See Qualifiers Page for a list of qualifiers and their explanation.

Client: Golder Associates Inc.  
 Project: Houston TX-Wood Preserving Works  
 Sample ID: WG-1620-MW07-20180719  
 Collection Date: 19-Jul-2018 11:00

**ANALYTICAL REPORT**

WorkOrder:HS18070990  
 Lab ID:HS18070990-13  
 Matrix:Groundwater

ANALYSES	RESULT	QUAL	SDL	MQL	UNITS	DILUTION FACTOR	DATE ANALYZED
<b>LOW-LEVEL SEMIVOLATILES</b>		<b>Method:SW8270</b>		Prep:SW3510 / 24-Jul-2018		Analyst: GEY	
2-Methylnaphthalene	U		0.000019	0.00010	mg/L	1	28-Jul-2018 18:03
Acenaphthene	U		0.000027	0.00010	mg/L	1	28-Jul-2018 18:03
Acenaphthylene	U		0.000015	0.00010	mg/L	1	28-Jul-2018 18:03
<b>Anthracene</b>	<b>0.00036</b>		<b>0.000014</b>	<b>0.00010</b>	<b>mg/L</b>	1	28-Jul-2018 18:03
Bis(2-ethylhexyl)phthalate	U		0.000037	0.00020	mg/L	1	28-Jul-2018 18:03
Dibenzofuran	U		0.000020	0.00010	mg/L	1	28-Jul-2018 18:03
Fluoranthene	U		0.000010	0.00010	mg/L	1	28-Jul-2018 18:03
Fluorene	U		0.000030	0.00010	mg/L	1	28-Jul-2018 18:03
Naphthalene	U		0.000020	0.00010	mg/L	1	28-Jul-2018 18:03
Phenanthrene	U		0.000021	0.00010	mg/L	1	28-Jul-2018 18:03
Pyrene	U		0.000019	0.00010	mg/L	1	28-Jul-2018 18:03
<i>Surr: 2,4,6-Tribromophenol</i>	<i>61.0</i>			<i>34-129</i>	<i>%REC</i>	<i>1</i>	<i>28-Jul-2018 18:03</i>
<i>Surr: 2-Fluorobiphenyl</i>	<i>60.2</i>			<i>40-125</i>	<i>%REC</i>	<i>1</i>	<i>28-Jul-2018 18:03</i>
<i>Surr: 2-Fluorophenol</i>	<i>49.6</i>			<i>20-120</i>	<i>%REC</i>	<i>1</i>	<i>28-Jul-2018 18:03</i>
<i>Surr: 4-Terphenyl-d14</i>	<i>84.4</i>			<i>40-135</i>	<i>%REC</i>	<i>1</i>	<i>28-Jul-2018 18:03</i>
<i>Surr: Nitrobenzene-d5</i>	<i>54.8</i>			<i>41-120</i>	<i>%REC</i>	<i>1</i>	<i>28-Jul-2018 18:03</i>
<i>Surr: Phenol-d6</i>	<i>55.6</i>			<i>20-120</i>	<i>%REC</i>	<i>1</i>	<i>28-Jul-2018 18:03</i>

Note: See Qualifiers Page for a list of qualifiers and their explanation.

Client: Golder Associates Inc.  
 Project: Houston TX-Wood Preserving Works  
 Sample ID: WG-1620-FB02-20180719  
 Collection Date: 19-Jul-2018 11:20

**ANALYTICAL REPORT**

WorkOrder:HS18070990  
 Lab ID:HS18070990-14  
 Matrix:Groundwater

ANALYSES	RESULT	QUAL	SDL	MQL	UNITS	DILUTION FACTOR	DATE ANALYZED
<b>LOW-LEVEL SEMIVOLATILES</b>		<b>Method:SW8270</b>		Prep:SW3510 / 24-Jul-2018		Analyst: GEY	
Acenaphthene	U		0.000027	0.00010	mg/L	1	28-Jul-2018 18:22
Acenaphthylene	U		0.000015	0.00010	mg/L	1	28-Jul-2018 18:22
Anthracene	U		0.000014	0.00010	mg/L	1	28-Jul-2018 18:22
<b>Bis(2-ethylhexyl)phthalate</b>	<b>0.000066</b>	<b>J</b>	<b>0.000037</b>	<b>0.00020</b>	<b>mg/L</b>	<b>1</b>	28-Jul-2018 18:22
Dibenzofuran	U		0.000020	0.00010	mg/L	1	28-Jul-2018 18:22
<b>Di-n-butyl phthalate</b>	<b>0.000024</b>	<b>J</b>	<b>0.000020</b>	<b>0.00020</b>	<b>mg/L</b>	<b>1</b>	28-Jul-2018 18:22
Fluoranthene	U		0.000010	0.00010	mg/L	1	28-Jul-2018 18:22
Fluorene	U		0.000030	0.00010	mg/L	1	28-Jul-2018 18:22
Naphthalene	U		0.000020	0.00010	mg/L	1	28-Jul-2018 18:22
Phenol	U		0.000035	0.00020	mg/L	1	28-Jul-2018 18:22
Pyrene	U		0.000019	0.00010	mg/L	1	28-Jul-2018 18:22
<i>Surr: 2,4,6-Tribromophenol</i>	<i>68.0</i>			<i>34-129</i>	<i>%REC</i>	<i>1</i>	<i>28-Jul-2018 18:22</i>
<i>Surr: 2-Fluorobiphenyl</i>	<i>71.4</i>			<i>40-125</i>	<i>%REC</i>	<i>1</i>	<i>28-Jul-2018 18:22</i>
<i>Surr: 2-Fluorophenol</i>	<i>56.1</i>			<i>20-120</i>	<i>%REC</i>	<i>1</i>	<i>28-Jul-2018 18:22</i>
<i>Surr: 4-Terphenyl-d14</i>	<i>86.4</i>			<i>40-135</i>	<i>%REC</i>	<i>1</i>	<i>28-Jul-2018 18:22</i>
<i>Surr: Nitrobenzene-d5</i>	<i>68.3</i>			<i>41-120</i>	<i>%REC</i>	<i>1</i>	<i>28-Jul-2018 18:22</i>
<i>Surr: Phenol-d6</i>	<i>63.5</i>			<i>20-120</i>	<i>%REC</i>	<i>1</i>	<i>28-Jul-2018 18:22</i>

Note: See Qualifiers Page for a list of qualifiers and their explanation.

## WEIGHT LOG

**Client:** Golder Associates Inc.  
**Project:** Houston TX-Wood Preserving Works  
**WorkOrder:** HS18070990

**Batch ID:** 130712      **Method:** LOW-LEVEL SEMIVOLATILES      **Prep:** 3510\_B\_LOW

SampleID	Container	Sample Wt/Vol	Final Volume	Prep Factor
HS18070990-01	1	1000	1 (mL)	0.001
HS18070990-02	1	1000	1 (mL)	0.001
HS18070990-03	1	990	1 (mL)	0.00101
HS18070990-04	1	990	1 (mL)	0.00101
HS18070990-05	1	980	1 (mL)	0.00102
HS18070990-06	1	1000	1 (mL)	0.001
HS18070990-07	1	990	1 (mL)	0.00101
HS18070990-08	1	1000	1 (mL)	0.001
HS18070990-09	1	1000	1 (mL)	0.001
HS18070990-10	1	1000	1 (mL)	0.001
HS18070990-11	1	1000	1 (mL)	0.001
HS18070990-12	1	1000	1 (mL)	0.001
HS18070990-13	1	1000	1 (mL)	0.001
HS18070990-14	1	990	1 (mL)	0.00101



**Client:** Golder Associates Inc.  
**Project:** Houston TX-Wood Preserving Works  
**WorkOrder:** HS18070990

**DATES REPORT**

Sample ID	Client Samp ID	Collection Date	TCLP Date	Prep Date	Analysis Date	DF
<b>Batch ID</b> 130712	<b>Test Name : LOW-LEVEL SEMIVOLATILES</b>			<b>Matrix:</b> Groundwater		
HS18070990-01	WG-1620-MW11A-20180718	18 Jul 2018 14:35		24 Jul 2018 07:52	28 Jul 2018 14:37	1
HS18070990-02	WG-1620-MW11B-20180718	18 Jul 2018 15:25		24 Jul 2018 07:52	03 Aug 2018 15:08	100
HS18070990-02	WG-1620-MW11B-20180718	18 Jul 2018 15:25		24 Jul 2018 07:52	03 Aug 2018 14:49	10
HS18070990-02	WG-1620-MW11B-20180718	18 Jul 2018 15:25		24 Jul 2018 07:52	03 Aug 2018 14:30	1
HS18070990-03	WG-1620-MW10A-20180718	18 Jul 2018 16:15		24 Jul 2018 07:52	03 Aug 2018 15:27	1
HS18070990-04	WG-1620-MW10B-20180718	18 Jul 2018 17:00		24 Jul 2018 07:52	28 Jul 2018 15:33	1
HS18070990-04	WG-1620-MW10B-20180718	18 Jul 2018 17:00		24 Jul 2018 07:52	03 Aug 2018 18:16	10
HS18070990-05	WG-1620-MW02-20180718	18 Jul 2018 17:55		24 Jul 2018 07:52	28 Jul 2018 15:52	1
HS18070990-06	WG-1620-MW01A-20180718	18 Jul 2018 18:55		24 Jul 2018 07:52	03 Aug 2018 16:23	10
HS18070990-06	WG-1620-MW01A-20180718	18 Jul 2018 18:55		24 Jul 2018 07:52	03 Aug 2018 16:04	1
HS18070990-07	WG-1620-FD01-20180718	18 Jul 2018 18:55		24 Jul 2018 07:52	03 Aug 2018 18:35	100
HS18070990-07	WG-1620-FD01-20180718	18 Jul 2018 18:55		24 Jul 2018 07:52	03 Aug 2018 17:01	10
HS18070990-07	WG-1620-FD01-20180718	18 Jul 2018 18:55		24 Jul 2018 07:52	03 Aug 2018 16:42	1
HS18070990-08	WG-1620-FB01-20180718	18 Jul 2018 19:15		24 Jul 2018 07:52	03 Aug 2018 17:20	1
HS18070990-09	WG-1620-P12-20180719	19 Jul 2018 07:50		24 Jul 2018 07:52	27 Jul 2018 17:18	1
HS18070990-10	WG-1620-MW08-20180719	19 Jul 2018 08:50		24 Jul 2018 07:52	28 Jul 2018 17:07	1
HS18070990-11	WG-1620-P10-20180719	19 Jul 2018 10:05		24 Jul 2018 07:52	28 Jul 2018 17:26	1
HS18070990-11	WG-1620-P10-20180719	19 Jul 2018 10:05		24 Jul 2018 07:52	03 Aug 2018 17:38	10
HS18070990-12	WG-1620-FD02-20180719	19 Jul 2018 10:05		24 Jul 2018 07:52	28 Jul 2018 17:45	1
HS18070990-12	WG-1620-FD02-20180719	19 Jul 2018 10:05		24 Jul 2018 07:52	03 Aug 2018 17:57	10
HS18070990-13	WG-1620-MW07-20180719	19 Jul 2018 11:00		24 Jul 2018 07:52	28 Jul 2018 18:03	1
HS18070990-14	WG-1620-FB02-20180719	19 Jul 2018 11:20		24 Jul 2018 07:52	28 Jul 2018 18:22	1

WorkOrder: HS18070990  
 InstrumentID: SV-7  
 Test Code: 8270\_LOW\_W  
 Test Number: SW8270  
 Test Name: Low-Level Semivolatiles

**METHOD DETECTION /  
REPORTING LIMITS**
**Matrix:** Aqueous

**Units:** mg/L

Type	Analyte	CAS	DCS Spike	DCS	MDL	PQL
A	2-Methylnaphthalene	91-57-6	0.000050	0.000039	0.000019	0.00010
A	Acenaphthene	83-32-9	0.000050	0.000042	0.000027	0.00010
A	Acenaphthylene	208-96-8	0.000050	0.000043	0.000015	0.00010
A	Anthracene	120-12-7	0.000050	0.000045	0.000014	0.00010
A	Bis(2-ethylhexyl)phthalate	117-81-7	0.00010	0.000090	0.000037	0.00020
A	Dibenzofuran	132-64-9	0.000050	0.000040	0.000020	0.00010
A	Di-n-butyl phthalate	84-74-2	0.00010	0.000085	0.000020	0.00020
A	Fluoranthene	206-44-0	0.000050	0.000044	0.000010	0.00010
A	Fluorene	86-73-7	0.000050	0.000043	0.000030	0.00010
A	Naphthalene	91-20-3	0.000050	0.000040	0.000020	0.00010
A	Phenanthrene	85-01-8	0.000050	0.000045	0.000021	0.00010
A	Phenol	108-95-2	0.00010	0.000087	0.000035	0.00020
A	Pyrene	129-00-0	0.000050	0.000051	0.000019	0.00010
S	2,4,6-Tribromophenol	118-79-6	0	0	0	0.00020
S	2-Fluorobiphenyl	321-60-8	0	0	0	0.00020
S	2-Fluorophenol	367-12-4	0	0	0	0.00020
S	4-Terphenyl-d14	1718-51-0	0	0	0	0.00020
S	Nitrobenzene-d5	4165-60-0	0	0	0	0.00020
S	Phenol-d6	13127-88-3	0	0	0	0.00020

**Client:** Golder Associates Inc.  
**Project:** Houston TX-Wood Preserving Works  
**WorkOrder:** HS18070990

**QC BATCH REPORT**

Batch ID: 130712		Instrument: SV-7		Method: SW8270					
<b>MBLK</b>	Sample ID: <b>MBLK-130712</b>	Units: <b>ug/L</b>		Analysis Date: <b>27-Jul-2018 11:53</b>					
Client ID:	Run ID: <b>SV-7_320613</b>	SeqNo: <b>4668025</b>		PrepDate: <b>24-Jul-2018</b>		DF: <b>1</b>			
Analyte	Result	MQL	SPK Val	SPK Ref Value	%REC	Control Limit	RPD Ref Value	%RPD	RPD Limit Qual
2-Methylnaphthalene	U	0.10							
Acenaphthene	U	0.10							
Acenaphthylene	U	0.10							
Anthracene	U	0.10							
Bis(2-ethylhexyl)phthalate	U	0.20							
Dibenzofuran	U	0.10							
Di-n-butyl phthalate	U	0.20							
Fluoranthene	U	0.10							
Fluorene	U	0.10							
Naphthalene	U	0.10							
Phenanthrene	U	0.10							
Phenol	U	0.20							
Pyrene	U	0.10							
<i>Surr: 2,4,6-Tribromophenol</i>	3.378	0.20	5	0	67.6	34 - 129			
<i>Surr: 2-Fluorobiphenyl</i>	3.797	0.20	5	0	75.9	40 - 125			
<i>Surr: 2-Fluorophenol</i>	2.673	0.20	5	0	53.5	20 - 120			
<i>Surr: 4-Terphenyl-d14</i>	4.643	0.20	5	0	92.9	40 - 135			
<i>Surr: Nitrobenzene-d5</i>	3.786	0.20	5	0	75.7	41 - 120			
<i>Surr: Phenol-d6</i>	3.51	0.20	5	0	70.2	20 - 120			

Note: See Qualifiers Page for a list of qualifiers and their explanation.

**Client:** Golder Associates Inc.  
**Project:** Houston TX-Wood Preserving Works  
**WorkOrder:** HS18070990

**QC BATCH REPORT**

Batch ID: 130712		Instrument: SV-7		Method: SW8270						
<b>LCS</b>		Sample ID: <b>LCS-130712</b>		Units: <b>ug/L</b>		Analysis Date: <b>27-Jul-2018 12:12</b>				
Client ID:		Run ID: <b>SV-7_320613</b>		SeqNo: <b>4668026</b>		PrepDate: <b>24-Jul-2018</b>		DF: <b>1</b>		
Analyte	Result	MQL	SPK Val	SPK Ref Value	%REC	Control Limit	RPD Ref Value	%RPD	RPD Limit	Qual
2-Methylnaphthalene	3.931	0.10	5	0	78.6	50 - 120				
Acenaphthene	3.67	0.10	5	0	73.4	45 - 120				
Acenaphthylene	4.175	0.10	5	0	83.5	47 - 120				
Anthracene	4.073	0.10	5	0	81.5	45 - 120				
Bis(2-ethylhexyl)phthalate	4.804	0.20	5	0	96.1	40 - 139				
Dibenzofuran	3.987	0.10	5	0	79.7	50 - 120				
Di-n-butyl phthalate	4.432	0.20	5	0	88.6	45 - 123				
Fluoranthene	4.23	0.10	5	0	84.6	45 - 125				
Fluorene	4.099	0.10	5	0	82.0	49 - 120				
Naphthalene	3.782	0.10	5	0	75.6	45 - 120				
Phenanthrene	4.069	0.10	5	0	81.4	45 - 121				
Phenol	4.426	0.20	5	0	88.5	20 - 124				
Pyrene	4.282	0.10	5	0	85.6	40 - 130				
<i>Surr: 2,4,6-Tribromophenol</i>	<i>3.858</i>	<i>0.20</i>	<i>5</i>	<i>0</i>	<i>77.2</i>	<i>34 - 129</i>				
<i>Surr: 2-Fluorobiphenyl</i>	<i>4.509</i>	<i>0.20</i>	<i>5</i>	<i>0</i>	<i>90.2</i>	<i>40 - 125</i>				
<i>Surr: 2-Fluorophenol</i>	<i>4.039</i>	<i>0.20</i>	<i>5</i>	<i>0</i>	<i>80.8</i>	<i>20 - 120</i>				
<i>Surr: 4-Terphenyl-d14</i>	<i>5.424</i>	<i>0.20</i>	<i>5</i>	<i>0</i>	<i>108</i>	<i>40 - 135</i>				
<i>Surr: Nitrobenzene-d5</i>	<i>4.613</i>	<i>0.20</i>	<i>5</i>	<i>0</i>	<i>92.3</i>	<i>41 - 120</i>				
<i>Surr: Phenol-d6</i>	<i>4.784</i>	<i>0.20</i>	<i>5</i>	<i>0</i>	<i>95.7</i>	<i>20 - 120</i>				

Note: See Qualifiers Page for a list of qualifiers and their explanation.

**Client:** Golder Associates Inc.  
**Project:** Houston TX-Wood Preserving Works  
**WorkOrder:** HS18070990

**QC BATCH REPORT**

Batch ID: 130712		Instrument: SV-7		Method: SW8270					
<b>MS</b>		Sample ID: <b>HS18070990-09MS</b>		Units: <b>ug/L</b>		Analysis Date: <b>27-Jul-2018 17:37</b>			
Client ID: <b>WG-1620-P12-20180719</b>		Run ID: <b>SV-7_320613</b>		SeqNo: <b>4668247</b>		PrepDate: <b>24-Jul-2018</b>		DF: <b>1</b>	
Analyte	Result	MQL	SPK Val	SPK Ref Value	%REC	Control Limit	RPD Ref Value	%RPD	RPD Limit Qual
2-Methylnaphthalene	2.599	0.10	5	0.0444	51.1	50 - 120			
Acenaphthene	2.379	0.10	5	0	47.6	45 - 120			
Acenaphthylene	2.746	0.10	5	0	54.9	47 - 120			
Anthracene	3.127	0.10	5	0	62.5	45 - 120			
Bis(2-ethylhexyl)phthalate	4.735	0.20	5	0.08962	92.9	40 - 139			
Dibenzofuran	2.557	0.10	5	0	51.1	50 - 120			
Di-n-butyl phthalate	4.097	0.20	5	0	81.9	45 - 123			
Fluoranthene	3.786	0.10	5	0	75.7	45 - 125			
Fluorene	2.621	0.10	5	0	52.4	49 - 120			
Naphthalene	2.644	0.10	5	0	52.9	45 - 120			
Phenanthrene	3.076	0.10	5	0	61.5	45 - 121			
Phenol	2.815	0.20	5	0	56.3	20 - 124			
Pyrene	4.106	0.10	5	0	82.1	40 - 130			
<i>Surr: 2,4,6-Tribromophenol</i>	<i>2.829</i>	<i>0.20</i>	<i>5</i>	<i>0</i>	<i>56.6</i>	<i>34 - 129</i>			
<i>Surr: 2-Fluorobiphenyl</i>	<i>2.902</i>	<i>0.20</i>	<i>5</i>	<i>0</i>	<i>58.0</i>	<i>40 - 125</i>			
<i>Surr: 2-Fluorophenol</i>	<i>2.344</i>	<i>0.20</i>	<i>5</i>	<i>0</i>	<i>46.9</i>	<i>20 - 120</i>			
<i>Surr: 4-Terphenyl-d14</i>	<i>5.068</i>	<i>0.20</i>	<i>5</i>	<i>0</i>	<i>101</i>	<i>40 - 135</i>			
<i>Surr: Nitrobenzene-d5</i>	<i>3.145</i>	<i>0.20</i>	<i>5</i>	<i>0</i>	<i>62.9</i>	<i>41 - 120</i>			
<i>Surr: Phenol-d6</i>	<i>2.757</i>	<i>0.20</i>	<i>5</i>	<i>0</i>	<i>55.1</i>	<i>20 - 120</i>			

Note: See Qualifiers Page for a list of qualifiers and their explanation.

**Client:** Golder Associates Inc.  
**Project:** Houston TX-Wood Preserving Works  
**WorkOrder:** HS18070990

**QC BATCH REPORT**

Batch ID: 130712		Instrument: SV-7		Method: SW8270					
MSD		Sample ID: HS18070990-09MSD		Units: ug/L		Analysis Date: 27-Jul-2018 17:56			
Client ID: WG-1620-P12-20180719		Run ID: SV-7_320613		SeqNo: 4668248		PrepDate: 24-Jul-2018		DF: 1	
Analyte	Result	MQL	SPK Val	SPK Ref Value	%REC	Control Limit	RPD Ref Value	%RPD	RPD Limit Qual
2-Methylnaphthalene	2.628	0.10	5	0.0444	51.7	50 - 120	2.599	1.11	20
Acenaphthene	2.39	0.10	5	0	47.8	45 - 120	2.379	0.475	20
Acenaphthylene	2.725	0.10	5	0	54.5	47 - 120	2.746	0.742	20
Anthracene	3.302	0.10	5	0	66.0	45 - 120	3.127	5.45	20
Bis(2-ethylhexyl)phthalate	4.763	0.20	5	0.08962	93.5	40 - 139	4.735	0.586	20
Dibenzofuran	2.516	0.10	5	0	50.3	50 - 120	2.557	1.59	20
Di-n-butyl phthalate	4.124	0.20	5	0	82.5	45 - 123	4.097	0.659	20
Fluoranthene	3.936	0.10	5	0	78.7	45 - 125	3.786	3.88	20
Fluorene	2.576	0.10	5	0	51.5	49 - 120	2.621	1.75	20
Naphthalene	2.748	0.10	5	0	55.0	45 - 120	2.644	3.87	20
Phenanthrene	3.217	0.10	5	0	64.3	45 - 121	3.076	4.47	20
Phenol	2.95	0.20	5	0	59.0	20 - 124	2.815	4.69	20
Pyrene	4.048	0.10	5	0	81.0	40 - 130	4.106	1.44	20
Surr: 2,4,6-Tribromophenol	2.744	0.20	5	0	54.9	34 - 129	2.829	3.05	20
Surr: 2-Fluorobiphenyl	2.843	0.20	5	0	56.9	40 - 125	2.902	2.06	20
Surr: 2-Fluorophenol	2.509	0.20	5	0	50.2	20 - 120	2.344	6.82	20
Surr: 4-Terphenyl-d14	4.728	0.20	5	0	94.6	40 - 135	5.068	6.94	20
Surr: Nitrobenzene-d5	3.02	0.20	5	0	60.4	41 - 120	3.145	4.07	20
Surr: Phenol-d6	2.731	0.20	5	0	54.6	20 - 120	2.757	0.966	20
The following samples were analyzed in this batch:									
HS18070990-01		HS18070990-02		HS18070990-03		HS18070990-04			
HS18070990-05		HS18070990-06		HS18070990-07		HS18070990-08			
HS18070990-09		HS18070990-10		HS18070990-11		HS18070990-12			
HS18070990-13		HS18070990-14							

Note: See Qualifiers Page for a list of qualifiers and their explanation.

**Client:** Golder Associates Inc.  
**Project:** Houston TX-Wood Preserving Works  
**WorkOrder:** HS18070990

**QUALIFIERS,  
ACRONYMS, UNITS**

<b>Qualifier</b>	<b>Description</b>
*	Value exceeds Regulatory Limit
a	Not accredited
B	Analyte detected in the associated Method Blank above the Reporting Limit
E	Value above quantitation range
H	Analyzed outside of Holding Time
J	Analyte detected below quantitation limit
M	Manually integrated, see raw data for justification
n	Not offered for accreditation
ND	Not Detected at the Reporting Limit
O	Sample amount is > 4 times amount spiked
P	Dual Column results percent difference > 40%
R	RPD above laboratory control limit
S	Spike Recovery outside laboratory control limits
U	Analyzed but not detected above the MDL/SDL

<b>Acronym</b>	<b>Description</b>
DCS	Detectability Check Study
DUP	Method Duplicate
LCS	Laboratory Control Sample
LCSD	Laboratory Control Sample Duplicate
MBLK	Method Blank
MDL	Method Detection Limit
MQL	Method Quantitation Limit
MS	Matrix Spike
MSD	Matrix Spike Duplicate
PDS	Post Digestion Spike
PQL	Practical Quantitation Limit
SD	Serial Dilution
SDL	Sample Detection Limit
TRRP	Texas Risk Reduction Program

<b>Unit Reported</b>	<b>Description</b>
mg/L	Milligrams per Liter



**CERTIFICATIONS,ACCREDITATIONS & LICENSES**

<b>Agency</b>	<b>Number</b>	<b>Expire Date</b>
Oklahoma	2017-088	31-Aug-2018
North Carolina	624-2018	31-Dec-2018
Arkansas	88-0356	27-Mar-2019
Texas	T10470231-18-21	30-Apr-2019
North Dakota	R193 2018-2019	30-Apr-2019
Illinois	004438	29-Jun-2019
Louisiana	03087	30-Jun-2019
Dept of Defense	L2231 Rev 3-30-2018	22-Dec-2018
Kentucky	123043 - 2018	30-Apr-2019

**Sample Receipt Checklist**

Client Name: PBW  
 Work Order: HS18070990

Date/Time Received: **20-Jul-2018 09:45**  
 Received by: **PMG**

Checklist completed by: Paresh M. Giga 20-Jul-2018 Reviewed by: Dane J. Wacasey 29-Jul-2018  
 eSignature Date eSignature Date

Matrices: **Groundwater**

Carrier name: **Client**

Shipping container/cooler in good condition?	Yes <input checked="" type="checkbox"/>	No <input type="checkbox"/>	Not Present <input type="checkbox"/>
Custody seals intact on shipping container/cooler?	Yes <input type="checkbox"/>	No <input type="checkbox"/>	Not Present <input checked="" type="checkbox"/>
Custody seals intact on sample bottles?	Yes <input type="checkbox"/>	No <input type="checkbox"/>	Not Present <input checked="" type="checkbox"/>
Chain of custody present?	Yes <input checked="" type="checkbox"/>	No <input type="checkbox"/>	
Chain of custody signed when relinquished and received?	Yes <input checked="" type="checkbox"/>	No <input type="checkbox"/>	
Chain of custody agrees with sample labels?	Yes <input checked="" type="checkbox"/>	No <input type="checkbox"/>	
Samples in proper container/bottle?	Yes <input checked="" type="checkbox"/>	No <input type="checkbox"/>	
Sample containers intact?	Yes <input checked="" type="checkbox"/>	No <input type="checkbox"/>	
TX1005 solids received in hermetically sealed vials?	Yes <input type="checkbox"/>	No <input type="checkbox"/>	N/A <input checked="" type="checkbox"/>
Sufficient sample volume for indicated test?	Yes <input checked="" type="checkbox"/>	No <input type="checkbox"/>	
All samples received within holding time?	Yes <input checked="" type="checkbox"/>	No <input type="checkbox"/>	
Container/Temp Blank temperature in compliance?	Yes <input checked="" type="checkbox"/>	No <input type="checkbox"/>	

Temperature(s)/Thermometer(s): 2.4c/2.0c;3.1c/2.7c;2.7c/2.3c;2.4c/2.0c U/C IR11  
 Cooler(s)/Kit(s): 44057/44147/44152/44152/44146  
 Date/Time sample(s) sent to storage: 7/20/18 17:15

Water - VOA vials have zero headspace?	Yes <input type="checkbox"/>	No <input type="checkbox"/>	No VOA vials submitted <input checked="" type="checkbox"/>
Water - pH acceptable upon receipt?	Yes <input type="checkbox"/>	No <input type="checkbox"/>	N/A <input checked="" type="checkbox"/>
pH adjusted?	Yes <input type="checkbox"/>	No <input type="checkbox"/>	N/A <input checked="" type="checkbox"/>

pH adjusted by:

Login Notes:

Client Contacted: Date Contacted: Person Contacted:

Contacted By: Regarding:

Comments:

Corrective Action:



Cincinnati, OH  
+1 513 733 5336

Everett, WA  
+1 425 356 2600

Fort Collins, CO  
+1 970 490 1511

Holland, MI  
+1 616 399 6070

# Chain of Custody Form

Page 1 of 2

COC ID: 190894

HS18070990

Golder Associates Inc.  
Houston TX-Wood Preserving Works

ton, WV  
68

80



Customer Information		Project Information		ALS Project Manager:	
Purchase Order	UPRR/Kevin Peterburs	Project Name	Houston TX-Wood Preserving Works	A	8270_LOW_W (5632532 ATZ SemiVolatiles)
Work Order		Project Number	1620-05-Rev0 92688	B	8270_LOW_W (5632532 BTZ SemiVolatiles)
Company Name	Golder Associates	Bill To Company	Union Pacific Railroad- A/P	C	8270_LOW_W (5632532 ATZ & BTZ SemiVolatiles)
Send Report To	Eric Matzner	Invoice Attn	Accounts Payable	D	MS/MSD
Address	2201 Double Creek Drive Suite 4004	Address	1400 Douglas Street Stop 0750	E	
City/State/Zip	Round Rock, TX 78664	City/State/Zip	Omaha NE 681790750	F	
Phone	(512) 671-3434	Phone		G	
Fax	(512) 671-3446	Fax		H	
e-Mail Address	eric_matzner@golder.com	e-Mail Address		I	
				J	

No.	Sample Description	Date	Time	Matrix	Pres.	# Bottles	A	B	C	D	E	F	G	H	I	J	Hold
1	WG-1620-MW11A-20180718	7-18-18	1435	GW	8	2	X										
2	WG-1620-MW11B-20180718		1525	GW	8	2		X									
3	WG-1620-MW11A-20180718		1615	GW	8	2	X										
4	WG-1620-MW11B-20180718		1700	GW	8	2		X									
5	WG-1620-MW02-20180718		1755	GW	8	2	X										
6	WG-1620-MW01A-20180718		1855	GW	8	2	X										
7	WG-1620-FD01-20180718		1855	GW	8	2	X										
8	WG-1620-FB01-20180718		1915	GW	8	2	X										
9	WG-1620-PIR-20180719	7-19-18	0750	GW	8	4		X		X							
10	WG-1620-MW08-20180719		0850	GW	8	2	X										

Sampler(s) Please Print & Sign <b>JOHN BEATON</b>		Shipment Method <b>HAND DELIVERED</b>		Required Turnaround Time: (Check Box) <input checked="" type="checkbox"/> STD 10 Wk Days <input type="checkbox"/> 5 Wk Days <input type="checkbox"/> 2 Wk Days <input type="checkbox"/> 24 Hour				Results Due Date:	
Relinquished by: <b>John Beaton</b>		Date: <b>7-20-18</b>		Time: <b>09:45</b>		Received by: <b>[Signature]</b>		Notes: UPRR Houston MWPW	
Relinquished by:		Date:		Time:		Received by (Laboratory):		Cooler ID: <b>44-57</b>	
Logged by (Laboratory):		Date:		Time:		Checked by (Laboratory):		Cooler Temp.: <b>2.40</b>	
Preservative Key: 1-HCl 2-HNO <sub>3</sub> 3-H <sub>2</sub> SO <sub>4</sub> 4-NaOH 5-Na <sub>2</sub> S <sub>2</sub> O <sub>3</sub> 6-NaHSO <sub>4</sub> 7-Other 8-4°C 9-5035								QC Package: (Check One Box Below)	
								<input type="checkbox"/> Level II Std QC	
								<input type="checkbox"/> Level III Std QC/Raw Data	
								<input type="checkbox"/> Level IV SW846/CLP	
								<input type="checkbox"/> Other	

- Note: 1. Any changes must be made in writing once samples and COC Form have been submitted to ALS Environmental.  
2. Unless otherwise agreed in a formal contract, services provided by ALS Environmental are expressly limited to the terms and conditions stated on the reverse.  
3. The Chain of Custody is a legal document. All information must be completed accurately.

Copyright 2011 by ALS Environmental.



Cincinnati, OH  
+1 513 733 5336

Everett, WA  
+1 425 356 2600

Fort Collins, CO  
+1 970 490 1511

Holland, MI  
+1 616 399 6070

# Chain of Custody Form

Page 2 of 2

COC ID: 190892

HS18070990

WV

Golder Associates Inc.

Houston TX-Wood Preserving Works



Customer Information		Project Information		ALS Project Manager:	
Purchase Order	UPRR/Kevin Peterburs	Project Name	Houston TX-Wood Preserving Works	A	8270_LOW_W (5632532 ATZ SemiVolatiles)
Work Order		Project Number	1620-05-Rev0 92688	B	8270_LOW_W (5632532 BTZ SemiVolatiles)
Company Name	Golder Associates	Bill To Company	Union Pacific Railroad- A/P	C	8270_LOW_W (5632532 ATZ & BTZ SemiVolatiles)
Send Report To	Eric Matzner	Invoice Attn	Accounts Payable	D	
Address	2201 Double Creek Drive Suite 4004	Address	1400 Douglas Street Stop 0750	E	
City/State/Zip	Round Rock, TX 78664	City/State/Zip	Omaha NE 681790750	F	
Phone	(512) 671-3434	Phone		G	
Fax	(512) 671-3446	Fax		H	
e-Mail Address	eric_matzner@golder.com	e-Mail Address		I	
				J	

No.	Sample Description	Date	Time	Matrix	Pres.	# Bottles	A	B	C	D	E	F	G	H	I	J	Hold
1	WG-1620-PID-20180719	7-19-18	1005	GW	8	2		X									
2	WG-1620-FID2-20180719		1005	GW	8	2		X									
3	WG-1620-MW07-20180719		1100	GW	8	2	X										
4	WG-1620-FB02-20180719		1120	GW	8	2		X									
5																	
6																	
7																	
8																	
9																	
10																	

Sampler(s) Please Print & Sign		Shipment Method		Required Turnaround Time: (Check Box)		Results Due Date:	
JOHN BRAYBONE		HAND DELIVERED		<input checked="" type="checkbox"/> STD 10 Wk Days <input type="checkbox"/> 5 Wk Days <input type="checkbox"/> 2 Wk Days <input type="checkbox"/> 24 Hour			
Relinquished by:	Date: 7-20-18	Time: 09:45	Received by:	Notes: UPRR Houston MWPW			
Relinquished by:	Date:	Time:	Received by (Laboratory):	Cooler ID	Cooler Temp.	QC Package: (Check One Box Below)	
Relinquished by:	Date:	Time:	Received by (Laboratory):			<input type="checkbox"/> Level II Std QC <input type="checkbox"/> Level III Std QC/Raw Data <input type="checkbox"/> Level IV SW846/CLP <input type="checkbox"/> Other	
Logged by (Laboratory):	Date:	Time:	Checked by (Laboratory):			<input checked="" type="checkbox"/> TRRP Checklist <input type="checkbox"/> TRRP Level IV	
Preservative Key: 1-HCl 2-HNO <sub>3</sub> 3-H <sub>2</sub> SO <sub>4</sub> 4-NaOH 5-Na <sub>2</sub> S <sub>2</sub> O <sub>3</sub> 6-NaHSO <sub>4</sub> 7-Other 8-4°C 9-5035							

- ote: 1. Any changes must be made in writing once samples and COC Form have been submitted to ALS Environmental.  
 2. Unless otherwise agreed in a formal contract, services provided by ALS Environmental are expressly limited to the terms and conditions stated on the reverse.  
 3. The Chain of Custody is a legal document. All information must be completed accurately.

Copyright 2011 by ALS Environmental.

**APPENDIX D**

## Waste Manifest

Projects #: 0-0

Please print or type.



Order #: 164586

Form Approved. OMB No. 2050-0039

<b>UNIFORM HAZARDOUS WASTE MANIFEST</b>		1. Generator ID Number <b>TXD000820266 / 31547</b>		2. Page 1 of		3. Emergency Response Phone <b>877-577-2669</b>		4. Manifest Tracking Number <b>006048793 GBF</b>			
5. Generator's Name and Mailing Address <b>Union Pacific Railroad 301 NE 2nd Ave., ATTN: Traci Rhode Portland, OR 97232</b>						Generator's Site Address (if different than mailing address) <b>UP Railroad Houston Wood Preserving Works 4910 Liberty Rd Houston, TX 77026</b>					
6. Transporter 1 Company Name <b>Stericycle Specialty Waste Solutions Inc</b>						Phone: <b>972-329-1200</b>		U.S. EPA ID Number <b>MNS000110924</b>			
7. Transporter 2 Company Name						State ID#: <b>88922 / H-1495</b>		U.S. EPA ID Number			
8. Designated Facility Name and Site Address <b>Clean Harbors Deer Park, L.P. 2027 Independence Pkwy South LaPorte, TX 77571</b>						State ID#: <b>50089</b>		U.S. EPA ID Number <b>TXD055141378</b>			
Facility's Phone: <b>281-930-2300</b>											
GENERATOR	9a. HM	9b. U.S. DOT Description (including Proper Shipping Name, Hazard Class, ID Number, and Packing Group (if any))				10. Containers		11. Total Quantity	12. Unit Wt./Vol.	13. Waste Codes	
						No.	Type				
	<input checked="" type="checkbox"/>	1. <b>RO, NA3082, Hazardous waste, liquid, n.o.s. (creosote), R, PG III, ERG 171</b>				<b>001</b>	<b>DM</b>	<b>100</b>	<b>G</b>	<b>0918219H F034</b>	
		2.									
		3.									
	4.										
14. Special Handling Instructions and Additional Information <b>01: Recovered creosote WK # 18878 (PF:CH1269245) 55G</b>											
15. <b>GENERATOR'S/OFFEROR'S CERTIFICATION:</b> I hereby declare that the contents of this consignment are fully and accurately described above by the proper shipping name, and are classified, packaged, marked and labeled/placarded, and are in all respects in proper condition for transport according to applicable international and national governmental regulations. If export shipment and I am the Primary Exporter, I certify that the contents of this consignment conform to the terms of the attached EPA Acknowledgment of Consent. I certify that the waste minimization statement identified in 40 CFR 262.27(a) (if I am a large quantity generator) or (b) (if I am a small quantity generator) is true.											
Generator's/Offor's Printed/Typed Name <b>X Kevin Peterburs</b>						Signature <b>X [Signature]</b>		Month Day Year <b>12 27 12</b>			
INT'L	16. International Shipments <input type="checkbox"/> Import to U.S. <input type="checkbox"/> Export from U.S. Port of entry/exit: _____ Transporter signature (for exports only): _____ Date leaving U.S.: _____										
	17. Transporter Acknowledgment of Receipt of Materials Transporter 1 Printed/Typed Name _____ Signature _____ Month Day Year <b>12 27 12</b> Transporter 2 Printed/Typed Name _____ Signature _____ Month Day Year _____										
TRANSPORTER	18. Discrepancy										
	18a. Discrepancy Indication Space <input type="checkbox"/> Quantity <input type="checkbox"/> Type <input type="checkbox"/> Residue <input type="checkbox"/> Partial Rejection <input type="checkbox"/> Full Rejection										
	Manifest Reference Number: _____										
	18b. Alternate Facility (or Generator) _____ U.S. EPA ID Number _____										
	Facility's Phone: _____										
DESIGNATED FACILITY	18c. Signature of Alternate Facility (or Generator) _____ Month Day Year _____										
	19. Hazardous Waste Report Management Method Codes (i.e., codes for hazardous waste treatment, disposal, and recycling systems)										
	1. <b>01: H040</b> 2. 3. 4.										
20. Designated Facility Owner or Operator: Certification of receipt of hazardous materials covered by the manifest except as noted in Item 18a Printed/Typed Name _____ Signature _____ Month Day Year _____											

## APPENDIX E

# POC Concentration vs. Time Graphs



Figure E-1  
2-Methylnaphthalene Concentrations vs Time - A-TZ Unit  
UPRR HWPW Facility - RCRA SWMU No. 1

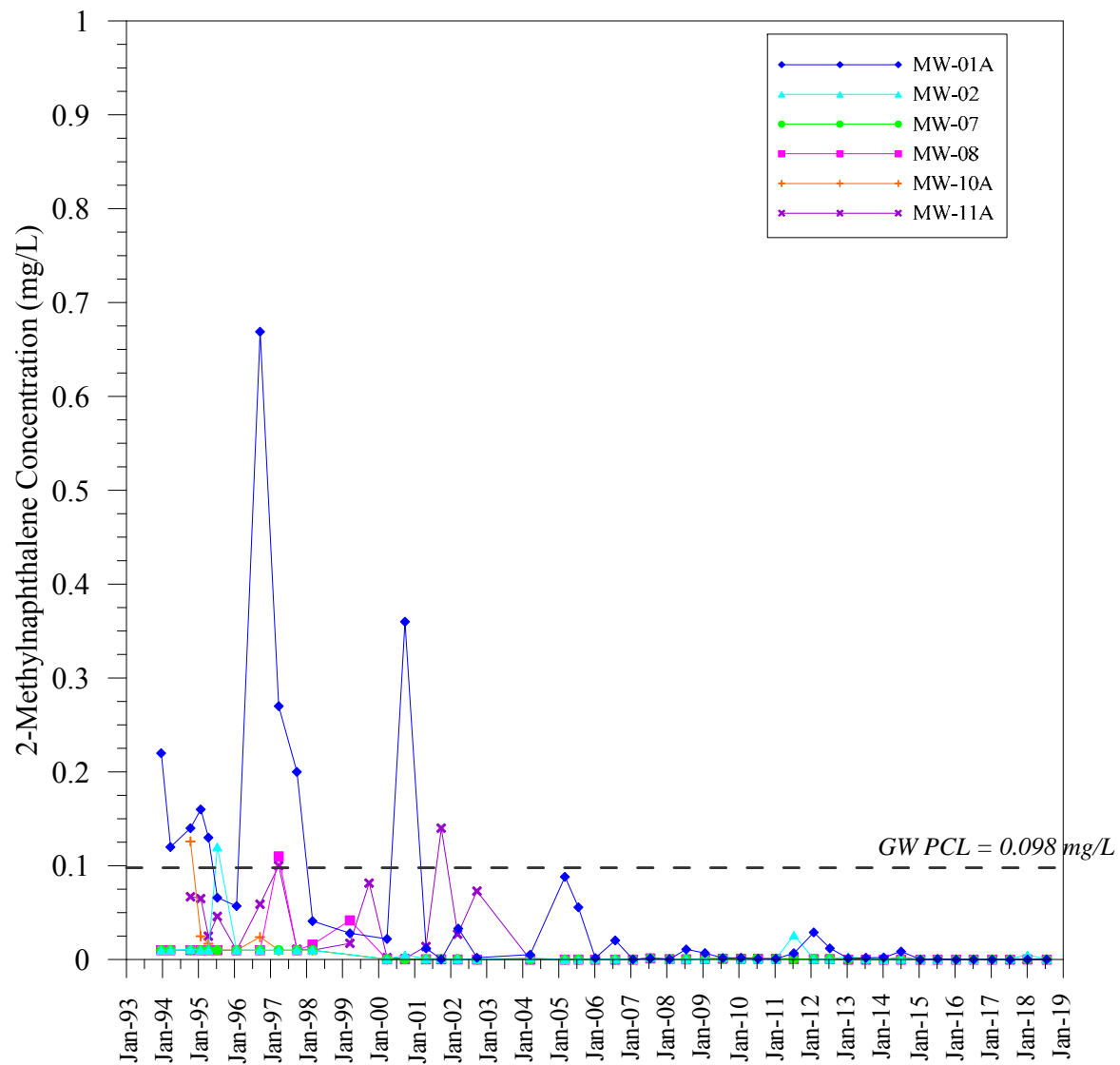


Figure E-2  
Dibenzofuran Concentrations vs Time - A-TZ Unit  
UPRR HWPW Facility - RCRA SWMU No. 1

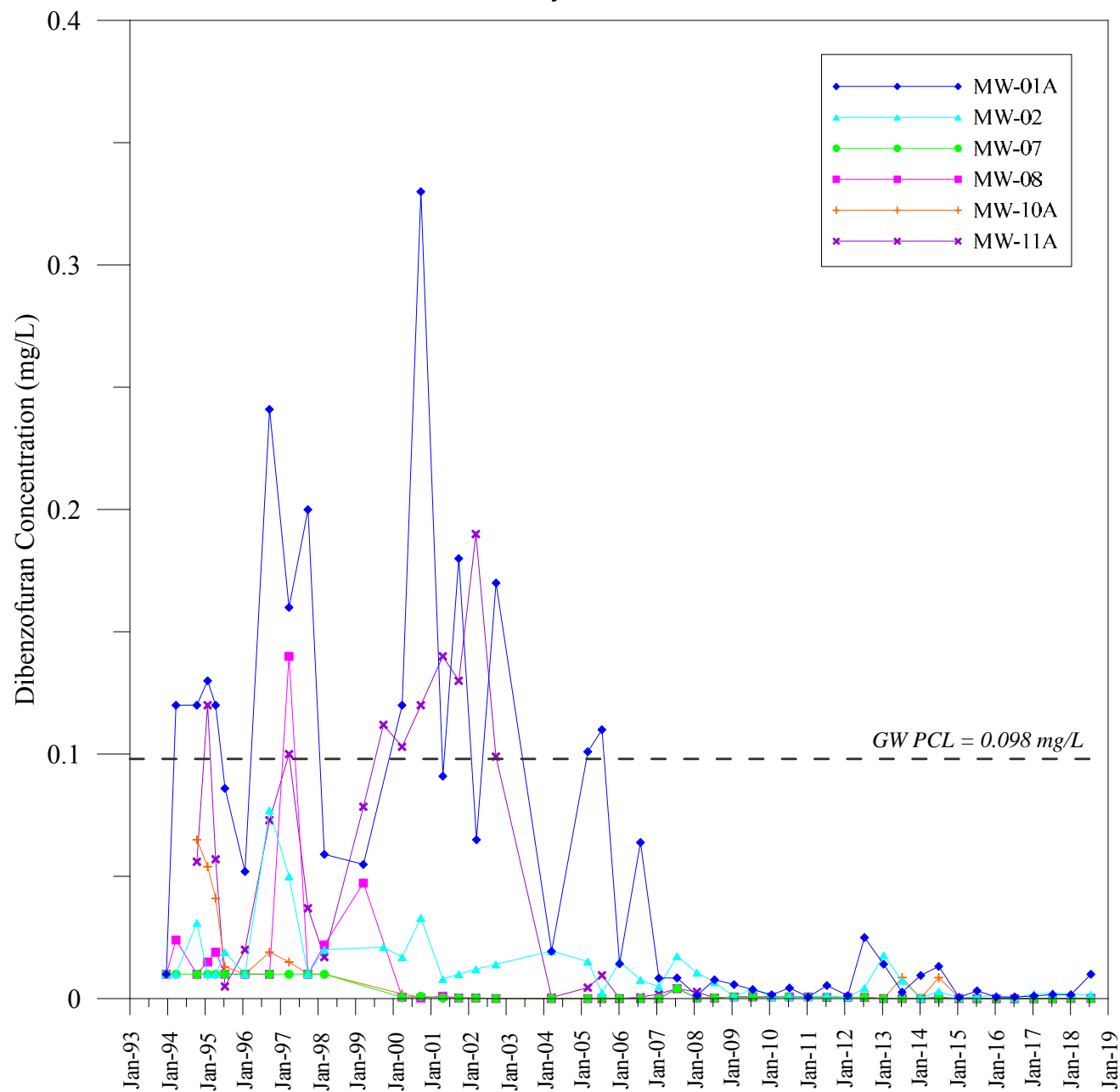


Figure E-3  
Naphthalene Concentrations vs Time - A-TZ Unit  
UPRR HWPW Facility - RCRA SWMU No. 1

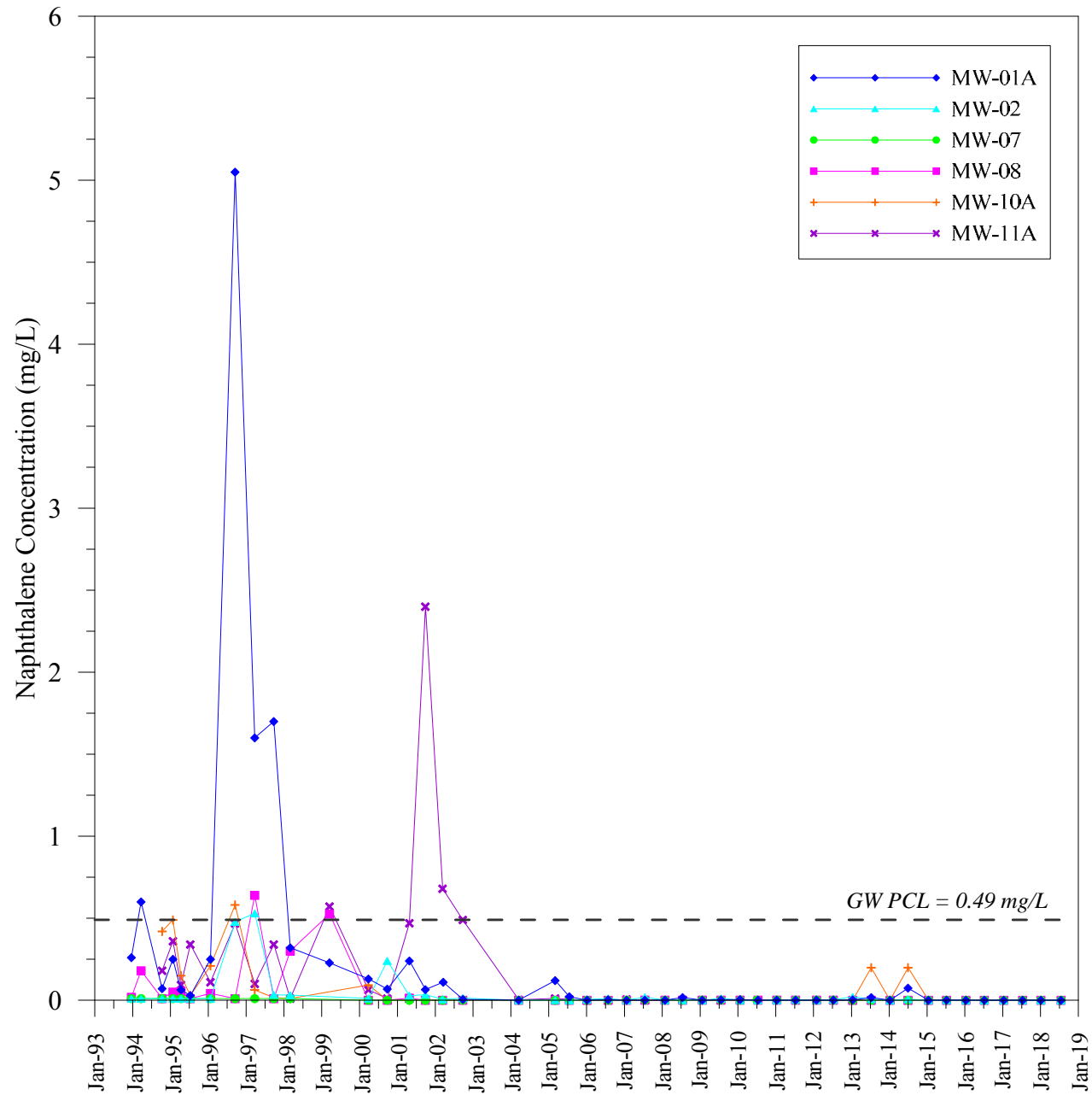


Figure E-4  
Dibenzofuran Concentrations vs Time - B-TZ Unit  
UPRR HWPW Facility - RCRA SWMU No. 1

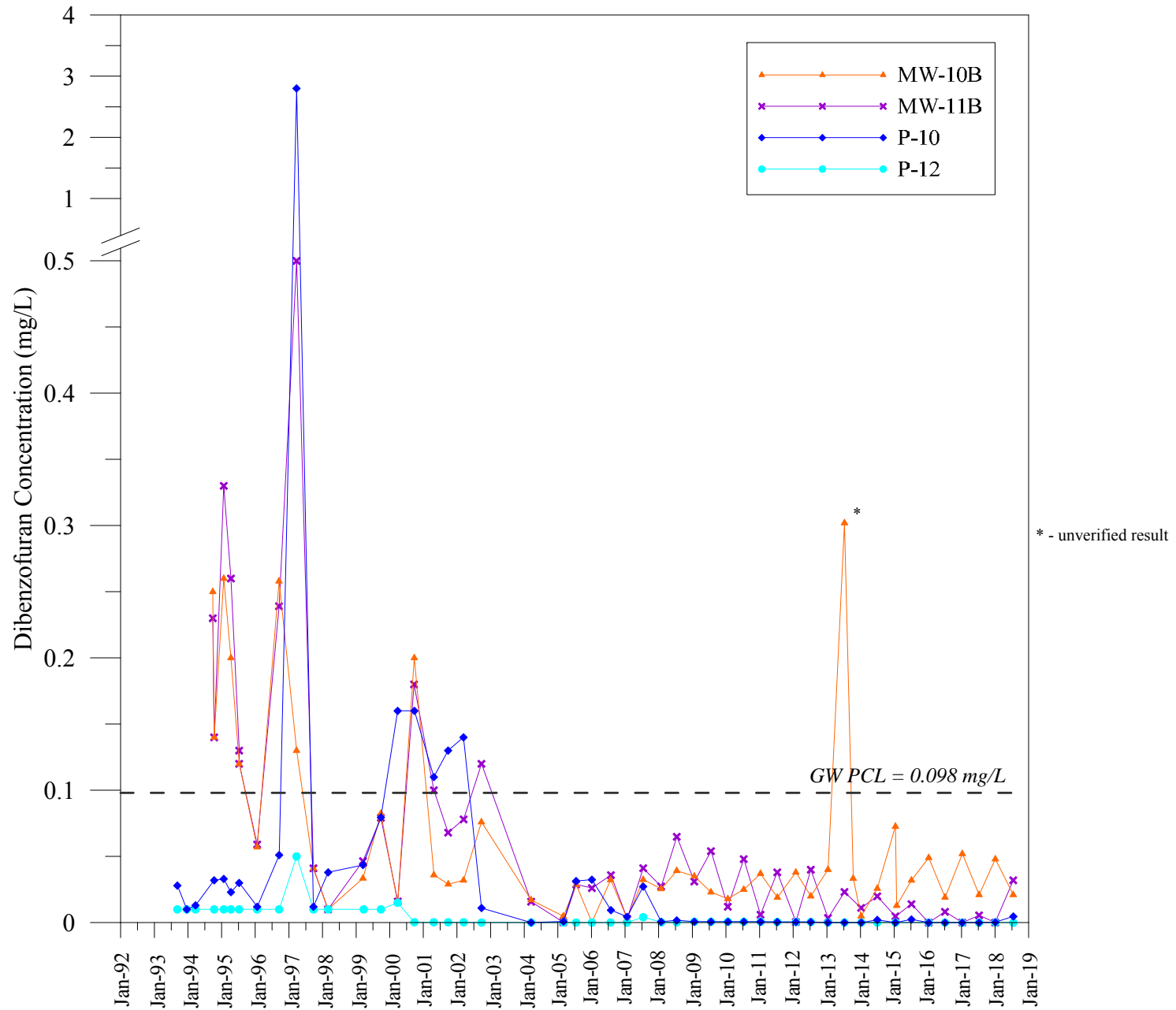
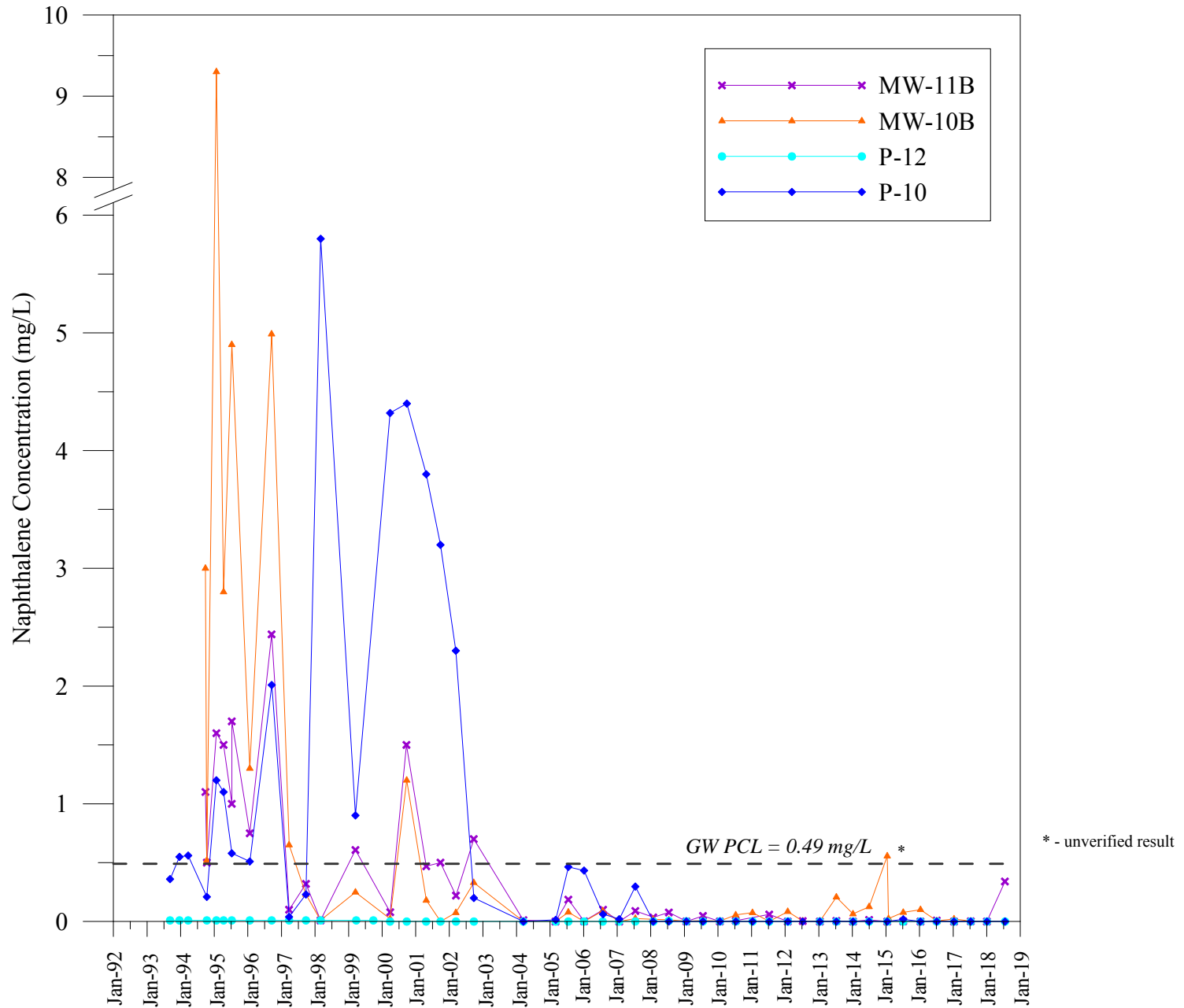


Figure E-5  
Naphthalene Concentrations vs Time - B-TZ Unit  
UPRR HWPW Facility - RCRA SWMU No. 1



## Updated Compliance Schedule

ID	Task Name/Permit or CP Section No.	2019												2020													
		2nd Quarter			3rd Quarter			4th Quarter			1st Quarter			2nd Quarter			3rd Quarter			4th Quarter			1st Quarter			2nd	
		A	M	J	J	A	S	O	N	D	J	F	M	A	M	J	J	A	S	O	N	D	J	F	M	A	
1	<b>Facility Management</b>																										
2	<b>RCRA Permit/Compliance Plan Renewal and Major Amendments</b>																										
3	Draft Permit Renewal/Compliance Plan and Major Amendments																										
4	TCEQ Review of Permit Renewal/Major Amendments																										
5	Prepare Response to Technical NOD and Submit Permit Renewal/Major Amendments Revision No. 2																										
6	TCEQ Review of Technical NOD Response, Permit Revision No. 2																										
7	Respond to TCEQ 2nd Technical NOD Letter, Submit Revision No. 3																										
8	TCEQ Review of 2nd Technical NOD Response, Permit Revision No. 3																										
9	Respond to TCEQ 3rd Technical NOD Letter, Submit Revision No. 4																										
10	TCEQ Review of 3rd Technical NOD Response, Permit Revision No. 4																										
11	Groundwater Investigation/POE Well Installation																										
12	TCEQ Review of GW Inv/POE Data for RAP																										
13	TCEQ Issuance Draft Permit																										
14	General Inspection Requirements (quaterly) [Permit Section III.D; Table III.D]																										
58	<b>Corrective Measures Implementation (CMI)/Response Action Plan (RAP) [CP Section VIII.F]</b>																										
59	TCEQ Review of RAP (part of Compliance Plan)																										
60	Prepare RAP Revision No. 1 (Compliance Plan Rev2)																										
61	Prepare RAP Revision No. 2 (Compliance Plan Rev3)																										
62	TCEQ Review of RAP (part of Compliance Plan)																										
63	Prepare RAP Revision No. 3 (Compliance Plan Rev4)																										
64	Prepare RAP Revision No. 4 (Compliance Plan Rev 5)																										
65	Implement Corrective Action as detailed in RAP (pending approval of Permit Renewal/Compliance Plan)																										
66	<b>Ground-Water Monitoring Program [Permit Section VI.A.; CP Section VI.]</b>																										
67	Water Level Measurements (Semiannually) [CP Section VI.C.4.a]1																										
96	Monitoring Well Inspections (Semiannually) [CP Section VI.C.4.a]1																										
125	Ground Water Sampling and Data Evaluation (1st Semiannual) [CP Setion VI.C.2]																										
126	Ground Water Sampling and Data Evaluation (2nd Semiannual) [CP Setion VI.C.2]																										
127	Ground Water Sampling and Data Evaluation (1st Semiannual) [CP Setion VI.C.2]																										
128	Ground Water Sampling and Data Evaluation (2nd Semiannual) [CP Setion VI.C.2]																										
129	Ground Water Sampling and Data Evaluation (1st Semiannual) [CP Setion VI.C.2]																										
130	<b>Response and Reporting [Permit Section II.B.7; CP Section VII.]</b>																										
131	First Semi-Annual GW Monitoring Report - July 21 [CP Section VII.C.2]																										
147	Second Semi-Annual GW Monitoring Report - January 21 [CP Section VII.C.2]																										

Compliance Schedule  
UPRR Houston Wood Preserving Works Site  
Houston, Texas

Task		Project Summary		Manual Summary Rollup	
Milestone		External Milestone		Manual Summary	
Summary		Inactive Task		Start-only	
Rolled Up Task		Inactive Task		Finish-only	
Rolled Up Milestone		Inactive Milestone		Progress	
Rolled Up Progress		Inactive Summary		Deadline	
Split		Manual Task			
External Tasks		Duration-only			

## Laboratory Data QA/QC Report Checklist



**FORMER HOUSTON WOOD PRESERVING WORKS  
LABORATORY DATA QA/QC REPORT CHECKLIST  
ANALYTICAL REPORT HS18070990  
August 06, 2018**

<b>Facility Name: Former Houston Wood Preserving Works SWMU 1</b>	<b>Permit/ISW Reg No.: 50343</b>		<b>For TCEQ Use Only</b>	
<b>Laboratory Name: ALS Environmental</b>	<b>EPA I.D. No.:</b>		<b>Project Mgr:</b>	
<b>Reviewer Name: Michelle Hermiston</b>				
<b>Date: 12/6/18</b>	<b>Date:</b>			
<b>Description</b>	<b>Status</b>	<b>More in Case Narrative (Check Box)</b>	<b>Technically Complete</b>	
1. Were laboratory analyses performed by a laboratory accredited by TCEQ, whose accreditation included the matrix (ces), methods, and parameters associated with the data?  If not was an explanation given in the Case-Narrative (e.g., laboratory exemption, accreditation for method /parameter not available from TCEQ)?	Yes <input checked="" type="checkbox"/> No <input type="checkbox"/> NA <input type="checkbox"/>	<input type="checkbox"/>	Yes <input type="checkbox"/> No <input type="checkbox"/> NA <input type="checkbox"/>	
2. Was a Case Narrative from laboratory (QC data description summary) submitted with the data set?	Yes <input checked="" type="checkbox"/> No <input type="checkbox"/> NA <input type="checkbox"/>	<input type="checkbox"/>	Yes <input type="checkbox"/> No <input type="checkbox"/> NA <input type="checkbox"/>	
3. Are the sample collection, preparation and analyses methods listed in the permit, preparation and analysis methods listed in the permit or other documents specifying criteria the ones used on the final report?	Yes <input checked="" type="checkbox"/> No <input type="checkbox"/> NA <input type="checkbox"/>	<input type="checkbox"/>	Yes <input type="checkbox"/> No <input type="checkbox"/> NA <input type="checkbox"/>	
4. Were there any modifications to the sample collection, preparation and/or analytical methodology (ies)?  If so was the description included on the Case-Narrative?	Yes <input type="checkbox"/> No <input checked="" type="checkbox"/> NA <input type="checkbox"/> Yes <input type="checkbox"/> No <input type="checkbox"/> NA <input checked="" type="checkbox"/>	<input type="checkbox"/>	Yes <input type="checkbox"/> No <input type="checkbox"/> NA <input type="checkbox"/>	
5. Were all samples prepared and analyzed within required holding times?	Yes <input checked="" type="checkbox"/> No <input type="checkbox"/> NA <input type="checkbox"/>	<input type="checkbox"/>	Yes <input type="checkbox"/> No <input type="checkbox"/> NA <input type="checkbox"/>	
6. Were samples properly preserved according to method and QAPP requirements?	Yes <input checked="" type="checkbox"/> No <input type="checkbox"/> NA <input type="checkbox"/>	<input type="checkbox"/>	Yes <input type="checkbox"/> No <input type="checkbox"/> NA <input type="checkbox"/>	

Description	Status	More in Case Narrative (Check Box)	Technically Complete
7. Have the method detection limits (MDL) and/or practical quantitation limit (PQL) been defined in the final report? Note: NELAC uses terms limit of detection (LOD) and Limit of Quantitation respectively.	Yes <input checked="" type="checkbox"/> No <input type="checkbox"/> NA <input type="checkbox"/>	<input type="checkbox"/>	Yes <input type="checkbox"/> No <input type="checkbox"/> NA <input type="checkbox"/>
8. Do parameters listed on final report match regulatory parameters of concern (POC) specified in permit and/or Waste Analysis Plan or other required document? Note: POC may also be referred to chemicals of concern (COCs)	Yes <input checked="" type="checkbox"/> No <input type="checkbox"/> NA <input type="checkbox"/>	<input type="checkbox"/>	Yes <input type="checkbox"/> No <input type="checkbox"/> NA <input type="checkbox"/>
9. Are the POCs included within the analytical methods target analyte list?	Yes <input checked="" type="checkbox"/> No <input type="checkbox"/> NA <input type="checkbox"/>	<input type="checkbox"/>	Yes <input type="checkbox"/> No <input type="checkbox"/> NA <input type="checkbox"/>
10. Were the appropriate type(s) of blanks analyzed?	Yes <input checked="" type="checkbox"/> No <input type="checkbox"/> NA <input type="checkbox"/>	<input type="checkbox"/>	
11. Did any blank samples contain POC concentrations >5x or 10x of MDL? If so, please explain potential bias?	Yes <input type="checkbox"/> No <input checked="" type="checkbox"/> NA <input type="checkbox"/>	<input type="checkbox"/>	Yes <input type="checkbox"/> No <input type="checkbox"/> NA <input type="checkbox"/>
12. Were method blanks taken through the entire preparation and analytical process?	Yes <input checked="" type="checkbox"/> No <input type="checkbox"/> NA <input type="checkbox"/>	<input type="checkbox"/>	Yes <input type="checkbox"/> No <input type="checkbox"/> NA <input type="checkbox"/>
13. Did the calibration curve and continuing calibration verification meet regulatory (e.g. NELAC Standards) method specifications (No. of standards, acceptance criteria, etc.)?	Yes <input checked="" type="checkbox"/> No <input type="checkbox"/> NA <input type="checkbox"/>	<input type="checkbox"/>	Yes <input type="checkbox"/> No <input type="checkbox"/> NA <input type="checkbox"/>
14. Do the initial calibration standards include a concentration below the regulatory limit/decision level? If not please explain? If an MDL and PQL are each used on a report then the relationship between the two must be defined for each method.	Yes <input type="checkbox"/> No <input checked="" type="checkbox"/> NA <input type="checkbox"/> Yes <input type="checkbox"/> No <input type="checkbox"/> NA <input checked="" type="checkbox"/>	<input type="checkbox"/>	Yes <input type="checkbox"/> No <input type="checkbox"/> NA <input type="checkbox"/>
15. Were manual peak integrations performed? If so pre and post chromatograms and method change histories may be requested?	Yes <input type="checkbox"/> No <input checked="" type="checkbox"/> NA <input type="checkbox"/> Yes <input type="checkbox"/> No <input type="checkbox"/> NA <input checked="" type="checkbox"/>	<input type="checkbox"/>	Yes <input type="checkbox"/> No <input type="checkbox"/> NA <input type="checkbox"/>
16. Were all results bracketed by a lower and upper range calibration standard?	Yes <input checked="" type="checkbox"/> No <input type="checkbox"/> NA <input type="checkbox"/>	<input type="checkbox"/>	Yes <input type="checkbox"/> No <input type="checkbox"/> NA <input type="checkbox"/>
17. Was any result reported outside of the range of the calibration standards?	Yes <input type="checkbox"/> No <input checked="" type="checkbox"/> NA <input type="checkbox"/>	<input type="checkbox"/>	Yes <input type="checkbox"/> No <input type="checkbox"/> NA <input type="checkbox"/>
18. Were all matrix spike (MS) and MS duplicate (MSD) recoveries within the data decision making goals of QC data in the RCRA/UIC QAPP and/or within the laboratories control charts? If not were data flagged with explanation in case narrative?	Yes <input checked="" type="checkbox"/> No <input type="checkbox"/> NA <input type="checkbox"/> Yes <input type="checkbox"/> No <input type="checkbox"/> NA <input checked="" type="checkbox"/>	<input type="checkbox"/>	Yes <input type="checkbox"/> No <input type="checkbox"/> NA <input type="checkbox"/>
19. Were all of the MS and MSD relative percent differences (RPDs) within the data decision making goals of QC data in the RCRA/UIC QAPP? If not were data flagged with explanation in case narrative?	Yes <input checked="" type="checkbox"/> No <input type="checkbox"/> NA <input type="checkbox"/> Yes <input type="checkbox"/> No <input type="checkbox"/> NA <input checked="" type="checkbox"/>	<input type="checkbox"/>	Yes <input type="checkbox"/> No <input type="checkbox"/> NA <input type="checkbox"/>
20. Were all laboratory control sample (LCS) recoveries at least within the MS and MSD ranges of recoveries and within laboratories control charts? If not were data flagged with explanation in Case Narrative?	Yes <input checked="" type="checkbox"/> No <input type="checkbox"/> NA <input type="checkbox"/> Yes <input type="checkbox"/> No <input type="checkbox"/> NA <input checked="" type="checkbox"/>	<input type="checkbox"/>	Yes <input type="checkbox"/> No <input type="checkbox"/> NA <input type="checkbox"/>

Description	Status	More in Case Narrative (Check Box)	Technically Complete
21. Were all POCs (COCs) in the LCS?	Yes <input checked="" type="checkbox"/> No <input type="checkbox"/> NA <input type="checkbox"/>	<input type="checkbox"/>	Yes <input type="checkbox"/> No <input type="checkbox"/> NA <input type="checkbox"/>
22. Were the MS and MSD from samples collected for this work order or other samples in the analytical batch as defined by the NELAC Standards? <i>This information is used to identify factors contributing to matrix interferences. It should not be assumed, unless it is understood by the laboratory, that samples relating to this report were the ones selected to be fortified with the POCs.</i>	Yes <input checked="" type="checkbox"/> No <input type="checkbox"/> NA <input type="checkbox"/>	<input type="checkbox"/>	Yes <input type="checkbox"/> No <input type="checkbox"/> NA <input type="checkbox"/>
23. Were any of the samples diluted? If so were appropriate calculations made to the MDL and/or PQL of the final report?	Yes <input checked="" type="checkbox"/> No <input type="checkbox"/> NA <input type="checkbox"/>	<input type="checkbox"/>	Yes <input type="checkbox"/> No <input type="checkbox"/> NA <input type="checkbox"/>

**LABORATORY DATA REPORT QA/QC CHECKLIST**  
**LABORATORY CASE-NARRATIVE**  
**(To accompany laboratory checklist)**

	<b>Facility Name: Former Houston Wood Preserving Works SWMU 1</b>	<b>Permit/ISW Reg No.: 50343</b>
	<b>Laboratory Name: ALS Environmental</b>	<b>EPA I.D. No.:</b>
Method No.	Non-conformance Description	Method Modification Description
	Field Blank Sample Analysis: WG-1620-FB01-20180718 yielded a low level detection for bis(2-ethylhexyl)phthalate (DEHP). WG-1620-FB02-20180719 yielded low level detections for bis(2-ethylhexyl)phthalate (DEHP) and di-n-butylphthalate (DBP).	Associated sample results that were either significantly greater than the equipment blank detections or were non-detect were not affected. No further action was required. The remaining associated sample results were reported with comparable concentrations to the field blank and were qualified as non-detect.