

FY 2023 EPA Budget in Brief



United States Environmental Protection Agency
www.epa.gov

United States Environmental Protection Agency
Office of the Chief Financial Officer (2710A)
Publication Number: EPA-190-S-22-001

March 2022

www.epa.gov

Cover Photo Submission: Christopher Monson – Crater Lake National Park, Oregon

FY 2023 EPA Budget in Brief

Table of Contents

	PAGE
Forward	1
Budget Overview	3
Summary Resource Charts	
EPA’s Budget by Appropriation	17
EPA’s Resource History	19
EPA’s Resources by Major Category.....	21
Appendices	
FY 2022-2026 EPA Strategic Plan Framework.....	25
Program Projects by Program Area.....	27
EPA’s Resources by Appropriation.....	39
Categorical Program Grants.....	41
Categorical Grants Overview.....	43
Estimated SRF Obligations by State (FY 2021 – FY 2023)	51
Infrastructure Financing.....	57
Trust Funds.....	63
Programs Proposed for Elimination.....	67
Highlight of Major Program Changes	69
List of Acronyms.....	83

Usage and Terminology

The FY 2023 EPA Budget in Brief displays funding in columns marked as *FY 2021 Actuals*, *FY 2022 Annualized CR*, *FY 2023 President's Budget*, and the *FY 2023 President's Budget versus the FY 2022 Annualized CR*. During the formulation process of the FY 2023 President's Budget, Congress had not passed an FY 2022 enacted budget, thus the Agency developed the FY 2022 Annualized CR for comparison and display purposes. Note that the American Rescue Plan, Coronavirus Aid, Relief, and Economic Security Act, and Infrastructure Investment and Jobs Act levels are excluded from all figures unless otherwise noted. Amounts in the FY 2021 Actuals column reflect direct financial obligations as reported by the Governmentwide Treasury Account Symbol (GTAS) system. Fixed costs refer primarily to costs that are largely unavoidable in the short term (e.g., pay increases, General Services Administration set rent costs, utilities and security costs, unemployment compensation, and government-wide changes in health benefits).

Please note that amounts presented reflect budget authority unless otherwise specified. Numbers in tables and graphs may not add to totals because of rounding.

United States Environmental Protection Agency

FY 2023 Budget Overview

The United States Environmental Protection Agency (EPA) is guided by a clear and vital mission: to protect human health and the environment. While the Agency, along with Tribal, state, and local partners, has made great progress in advancing this mission over the last 50 years, much work remains to guarantee that all people living in the United States share in the benefits of clean air, clean water, clean land, and chemical safety. The urgency of climate change raises the stakes of the Agency's work to protect communities. The FY 2023 President's Budget confronts these challenges and outlines how EPA will achieve this work across seven strategic goals and four cross-agency strategies.

The FY 2023 President's Budget request for the EPA totals \$11.881 billion with 16,204.1 FTE to advance Agency efforts to protect the environment and human health. This budget request, a \$2.644 billion increase above the FY 2022 Annualized Continuing Resolution (ACR), will support EPA efforts to tackle the climate crisis, advance environmental justice, clean up air, land, and water pollution, fund scientific research, and position the Agency with the workforce and capacity required to address emerging and ongoing challenges. Additionally, the Budget includes more than \$900 million in new resources to fully fund all of the water programs authorized in the Drinking Water and Wastewater Infrastructure Act (DWWIA). The FY 2023 President's Budget complements the resources provided in the recently enacted bipartisan Infrastructure Investment and Jobs Act (IIJA) and expands the Agency's capacity to protect human health and the environment across the Nation, as provided in the bedrock environmental laws.

EPA's FY 2023 Budget prioritizes tackling the climate crisis and advancing environmental justice and builds on the commitments in the FY 2022 President's Budget. To achieve its mission, EPA recognizes that effective environmental policy must clean up the legacy pollution that many historically overburdened and underserved communities have lived with for far too long. To better align with this vision, the FY 2023 Budget structure reflects the new Environmental Justice National Program Manager to help administer this important work, with resources at headquarters and in all 10 regional offices. The FY 2023 Budget commits to the fair treatment and meaningful involvement of all people regardless of race, color, national origin, or income, with respect to the development, implementation, and enforcement of environmental laws, regulations, and policies.

In addition to the FY 2023 President's Budget, EPA is publishing at the same time the *FY 2022 – 2026 EPA Strategic Plan*, built on four foundational principles: to *Follow the Science*, *Follow the Law*, *Be Transparent*, and *Advance Justice and Equity*. These principles form the basis of the Agency's culture and will guide its operations and decision making now and into the future. The *Strategic Plan* establishes the roadmap to achieve the Agency's and Administration's environmental priorities over the next four years and instill scientific integrity in decision making, tackle the climate crisis, and embed environmental justice across Agency programs. The *Strategic Plan* provides a new framework of strategic goals, objectives, cross-agency strategies, long-term performance goals, and Agency Priority Goals that tether resource investments and actions to the outcomes that will better protect human health and the environment for all people living in the United States. Refer to the Appendix: the *FY 2022-2026 EPA Strategic Plan Framework*.

FY 2023 Funding Priorities

Tackle the Climate Crisis

The FY 2023 Budget prioritizes addressing climate change with the urgency the science demands. EPA's Climate Change Indicators website presents compelling and clear evidence of changes to our climate reflected in rising temperatures, ocean acidity, sea level rise, river flooding, droughts, heat waves, and wildfires.¹ Resources in the Budget support efforts to mitigate and adapt to the impacts of the climate crisis while spurring economic progress and creating good-paying jobs. Both climate mitigation and adaptation are essential components of the strategy to reduce the threats and impacts of climate change. The FY 2023 Budget will enable EPA to work with our partners to address the climate crisis by reducing greenhouse gas emissions; building resilience to climate impacts; and engaging with the global community to respond to this shared challenge.

Through EPA's Climate Protection Program, the Agency is working to tackle the climate crisis at home and abroad through an integrated approach of regulations, partnerships, and technical assistance. EPA plays a lead role to implement a global phasedown of the production and consumption of hydrofluorocarbons (HFCs). These potent greenhouse gases, which are common in refrigerants and aerosols, have global warming potentials hundreds to thousands of times greater than carbon dioxide. This phasedown approach led by EPA will decrease the production and importation of HFCs in the United States by 85 percent over the next 15 years. As a result, it will help promote American leadership in innovation and manufacturing of new climate-safe products and create new jobs in this emerging sector. A global HFC phasedown is expected to avoid up to 0.5 degree Celsius of global warming by 2100. In FY 2023, the Agency invests an additional \$100 million in grants to Tribes and states that will support on-the-ground efforts to reduce methane emissions and increase resiliency in the Nation's infrastructure. The Budget also provides an additional \$35 million and 28 FTE for regulatory and collaborative enforcement and compliance assurance efforts as required by the American Innovation and Manufacturing (AIM) Act of 2020 to facilitate the next phasedown stages for HFCs. The phasedown in the production and consumption of HFCs is a FY 2022-2023 Agency Priority Goal.

In FY 2023, EPA is taking action to reduce dangerous air pollution and greenhouse gases and through mobile source air pollution. For example, the FY 2023 Budget provides \$150 million for the Diesel Emissions Reduction Act (DERA) grant program to expand the availability of DERA grants and rebates to reduce harmful diesel, with a focus on priority areas including school buses, ports, and communities disproportionately affected with air quality problems.² DERA grants accelerate the pace at which dirty engines are retired or retrofitted and target resources in areas with poor air quality, especially those with significant emissions from ports and goods movement. These locations are also often where lower income communities and communities of color suffer from higher levels of pollution. Work in this Program directly supports Executive Order 14008: *Tackling the Climate Crisis at Home and Abroad* and its Justice40 Initiative to target 40 percent of the benefits of climate and infrastructure investments to overburdened and underserved communities.

¹ For more information please visit: <https://www.epa.gov/climate-indicators>

² DERA Fourth Report to Congress: <https://www.epa.gov/sites/production/files/2019-07/documents/420r19005.pdf>.

Budget Overview

The Agency also will commit \$152.2 million and 350.5 FTE to the Federal Vehicle and Fuels Standards and Certification Program. Resources will support efforts to develop, implement, and ensure compliance with national emission standards to reduce air pollution from light-duty cars and trucks; heavy-duty trucks and buses; nonroad engines and equipment; and from the fuels that power these engines. In December 2021, EPA finalized revised national greenhouse gas (GHG) emissions standards for passenger cars and light trucks for Model Years 2023 - 2026. Executive Order 14037: *Strengthening American Leadership in Clean Cars and Trucks* kicked off development of a longer-term rulemaking to set emission standards that will save consumers money, cut pollution, boost public health, advance environmental justice, and tackle the climate crisis. In support of this Executive Order and under EPA's Clean Air Act authority, EPA will establish new multi-pollutant emissions standards, including for greenhouse gas emissions, for light- and medium-duty vehicles beginning with model year 2027 and extending through at least model year 2030.

Acting domestically to reduce GHG emissions is an important step to tackle the climate crisis; however, environmental protection is a shared responsibility that crosses international borders, and climate change poses a threat that no one government can solve alone. Through a collaborative approach with international counterparts, we will make progress to abate pollution and tackle the climate crisis. To this end, President Biden has ambitiously laid out a path, by 2030, for the United States to cut greenhouse gas emissions by at least half from 2005 levels. EPA is in a critical position to show our international partners that America is doing its part to reduce global emissions. The FY 2023 request increases funding by \$9 million for EPA's contribution to the international Multilateral Fund (MLF) to support efforts related to the Kigali Amendment to the Montreal Protocol. EPA will continue to engage both bilaterally and through multilateral institutions to improve international cooperation on climate change. These efforts help fulfill EPA's commitment to Executive Order 14008: *Tackling the Climate Crisis at Home and Abroad*.

Tackling the climate crisis depends not only on the Agency's ability to mitigate greenhouse gases but also the capacity to adapt and deliver targeted assistance to increase the nation's resilience to climate change impacts. As part of a whole-of-government approach, EPA will directly support federal partners, Tribes and indigenous communities, states, territories, local governments, environmental justice organizations, community groups, and businesses as they anticipate, prepare for, adapt to, and recover from the impacts of climate change. EPA needs significant resources to ensure it can continue to meet its mission and prepare communities for the risks of climate change. In FY 2023, the Budget provides \$20 million and 12 FTE for Climate Adaptation efforts to strengthen the adaptive capacity of Tribes, states, territories, local governments, communities, and businesses. In addition, EPA will lead through example and prioritize climate resiliency investments across EPA-owned facilities. In FY 2023, EPA will invest \$35 million and 10 FTE to pursue aggressive energy, water, and building infrastructure improvements to advance the Agency's use of carbon-pollution free electricity.

Take Decisive Action to Advance Environmental Justice and Civil Rights

The communities hardest hit by pollution and climate change are most often communities of color, indigenous communities, rural communities, and economically disadvantaged communities. For generations, many of these communities, which are also among the most vulnerable, have been overburdened with higher instances of polluted air, water, and land. The inequity of environmental

Budget Overview

protection is not just an environmental justice issue but also a civil rights concern. Neither an individual's skin color nor the wealth of their zip code should determine whether they have clean air to breathe, safe water to drink, or healthy environments in which their children can play. And yet, the development, implementation, and enforcement of environmental laws, regulations, and policies has not always ensured the fair treatment and meaningful involvement of all people regardless of race, color, national origin, or income. This year, the EPA has added "justice and equity" as a fourth essential principle for its work, and the *FY 2022-2026 EPA Strategic Plan* provides the framework for the Agency to center its mission on the integration of justice, equity, and civil rights across the Nation's environmental protection enterprise.

The FY 2023 Budget reframes how we implement our work by considering environmental justice impacts and benefits across programs. EPA will implement the President's Justice40 Initiative with the goal of delivering at least 40 percent of the overall benefits of relevant federal investments to underserved and overburdened communities. Advancing the Administration's environmental justice priorities is a foundational component of the Agency's FY 2023 Budget, and success requires a whole-of-EPA approach. EPA's Budget recognizes the importance of embedding environmental justice principles in all agency programs and implementing Executive Order 14008: *Tackling the Climate Crisis at Home and Abroad*, and Executive Order 13985: *Advancing Racial Equity and Support for Underserved Communities Through the Federal Government*. To elevate environmental justice as a top agency priority, EPA is proposing a new National Program Manager for environmental justice and external civil rights compliance, to be headed by a Senate-confirmed Assistant Administrator, to coordinate and maximize the benefits of the agency's programs and activities for underserved communities.

The FY 2023 Budget will expand upon the historic investments in environmental justice in the FY 2022 President's Budget to greatly enhance the Agency's ability to develop, manage, and award new competitive grants to reduce the historically disproportionate health impacts of pollution in communities with environmental justice concerns. In FY 2023, \$300.8 million and 211.9 FTE in the Environmental Justice program will expand support for community-based organizations, indigenous organizations, Tribes, states, local governments, and territorial governments in pursuit of identifying and addressing environmental justice issues through multi-partner collaborations. Delivering tools and metrics for EPA and its Tribal, state, local, and community partners to advance environmental justice and external civil rights compliance is a FY 2022-2023 Agency Priority Goal.

To fully implement its external civil rights mission with quality and consistency and in a way that yields positive and sustainable impacts for the most overburdened and vulnerable communities, EPA must embed civil rights obligations into its programmatic actions and provide the level of funding and staffing necessary for success. All applicants for and recipients of EPA financial assistance, including state and local governments as well as private entities, have an affirmative obligation to comply with federal civil rights laws, both as a prerequisite to obtaining EPA financial assistance and in administering their programs and activities. EPA enforcement of these anti-discrimination provisions is a vital part of the Agency's goal to advance equity and environmental justice. Consistent enforcement of federal civil rights laws for recipients will prevent decisions that can overburden underserved communities and create or exacerbate significant inequities in human health protection and environmental pollution. In FY 2023, EPA

provides a total of \$25.9 million and 121.9 FTE to increase civil rights capacity across the Agency. In the long term, the vigorous enforcement of civil rights laws will address historical and systemic barriers that contribute to the environmental injustice affecting vulnerable communities.

Enforce Environmental Laws and Ensure Compliance

Ensuring compliance and enforcement of the Nation's environmental laws is foundational to achieving the EPA's mission. The Agency will hold bad actors accountable for their violations, with a particular focus on communities with multiple pollution sources. In FY 2023, EPA also will provide enhanced tools and technical assistance to the regulated community to support understanding and compliance with environmental laws. EPA will implement a comprehensive action plan in FY 2023 for integrating environmental justice and climate change considerations throughout all aspects of its enforcement and compliance assurance work.

Within EPA's Compliance Monitoring program, \$147.9 million is provided for enforcement and compliance assurance efforts while incorporating environmental justice considerations into programmatic work. EPA will provide targeted oversight and support to Tribal, state, and local programs. The Agency will prioritize work with states to develop methods that successfully leverage advances in both monitoring and information technology to increase the availability of information about environmental conditions in disadvantaged communities.

EPA's Civil Enforcement Program is designed to protect human health and the environment by ensuring compliance with the Nation's environmental laws. In FY 2023, EPA requests \$213.2 million for civil enforcement efforts and to further develop and implement a comprehensive civil enforcement plan for addressing environmental justice, climate change, per and polyfluoroalkyl substances (PFAS) issues, and coal combustion residue rule compliance. PFAS are a group of man-made chemicals that threaten the health and safety of communities across the Nation. These resources will enhance EPA's ability to incorporate environmental justice and climate change considerations into all phases of case development without displacing other important enforcement and compliance assurance work. For example, EPA may focus on opportunities to reduce greenhouse gas emissions while providing co-benefits in underserved communities, expand inclusion of greenhouse gas mitigation and climate resilience remedies, and prioritize environmental justice concerns in case resolutions.

Overburdened and underserved communities are often victims of environmental crime. EPA's FY 2023 Budget supports the development of specialized Criminal Enforcement Initiative focused on addressing environmental justice issues with other Agency priority National Compliance Initiatives in partnership with the Department of Justice (DOJ). The Criminal Enforcement Initiative focuses on the prioritization of investigative resources to overburdened communities and vulnerable populations, while maintaining case initiation standards and reducing the impact of pollution. The FY 2023 request provides \$69.5 million and 291 FTE to expand EPA's capacity for criminal enforcement to hold illegal polluters accountable, particularly in vulnerable communities.

In FY 2023, EPA will also advance efforts to protect fenceline communities at risk to environmental health hazards from nearby oil and chemical facilities and underground storage tank releases. Fenceline communities are often low-income and/or communities of color facing

disproportionate risks from environmental health hazards, particularly in light of severe weather events caused by a changing climate. With an investment of \$14.6 million and 53.5 FTE provided in FY 2023, EPA will advance protection of these communities by increasing inspections and compliance assistance to ensure nearby facilities are adhering to regulations designed to protect vulnerable populations. This investment also will be used to create and expand programs to improve environmental protections and increase monitoring capability in fenceline communities.

Ensure Clean and Healthy Air for All Communities

Providing clean and healthy air for all communities is a central tenet of EPA's mission. Long-term exposure to elevated levels of certain air pollutants has been associated with increased risk of cancer, premature death, and damage to the immune, neurological, reproductive, cardiovascular, and respiratory systems, while short-term exposure can exacerbate asthma and lead to other adverse health effects and economic costs.³ Relying on the latest science, the EPA will continue work to reduce emission of the six National Ambient Air Quality Standards (NAAQS) pollutants—particulate matter (PM), ozone, sulfur dioxide, nitrogen dioxide, carbon monoxide, and lead—and air toxics from mobile and stationary sources. The FY 2023 request leverages several approaches including regulatory tools, innovative market-based techniques, public and private-sector partnerships, community-based approaches, voluntary programs that promote environmental stewardship, and programs that encourage adoption of cost-effective technologies and practices.

The FY 2023 Budget includes \$100 million to develop and implement a community air quality monitoring and notification program to support efforts to ensure equitable environmental outcomes to advance environmental justice for overburdened and marginalized communities. This program will provide real-time data to the public in areas with greatest exposure to harmful levels of pollution. In FY 2023, the Agency will continue to work closely with Tribes, states, and local air quality agencies to develop the most effective approaches to meet community concerns. The request includes resources to fulfill the President's commitment to engage meaningfully with overburdened and vulnerable communities during the entire rulemaking process, from pre-proposal through final promulgation and implementation.

In FY 2023, EPA will make critical resource investments in air regulatory development and implementation work, particularly to support NAAQS review and implementation activities. The President directed EPA to review the 2020 PM NAAQS and the 2020 Ozone NAAQS in accordance with Executive Order 13990: *Protecting Public Health and the Environment and Restoring Science to Tackle the Climate Crisis*. In FY 2023, EPA will continue reviewing the NAAQS and make revisions, as appropriate, and has requested resources commensurate to support these reviews. Each review involves a comprehensive reexamination, synthesis, and evaluation of scientific information, the design and conduct of complex air quality and risk and exposure analyses, and the development of a comprehensive policy assessment providing analysis of the scientific basis for alternative policy options. In FY 2023, the Agency provides \$299.4 million and 945.4 FTE to the Federal Support for Air Quality Management program.

The Agency also will seek to address the air quality challenges presented by wildfires. Wildfire smoke can vary from year to year but can typically make up approximately 30 percent of total

³ For more information, please visit <https://www.epa.gov/air-research/research-health-effects-air-pollution>

PM2.5 emissions in some regions of the U.S., aggravating heart and lung disease and causing premature death. Climate change has already led to a marked increase in wildfire season length, wildfire frequency, and burned area.⁴ In FY 2023, EPA will work together with the U.S. Forest Service and other federal, state, and community agencies and organizations to improve ways to reduce the public health risk from air pollution resulting from wildfires. Additional resources will enhance EPA's ability to forecast where smoke will impact people and communicate when and where smoke events will occur so communities can be Smoke Ready. The Budget includes an additional \$12.7 million and 15.7 FTE to advance wildfire prevention and readiness in FY 2023.

The Agency also will provide robust financial support through Categorical Grant programs to EPA's Tribal, state, and local partners to support their efforts in implementing air quality management programs. In FY 2023, EPA requests \$322.2 million for the State and Local Air Quality Management program, including \$100 million in grants to Tribes and states that will support on-the-ground efforts to reduce methane emissions. This funding will support state and local air quality networks, air permitting programs, emission inventories, air quality forecasts, air quality training, visibility improvements, and air toxic monitoring efforts. In FY 2023, EPA also requests \$23.1 million for the Categorical Grant: Tribal Air Quality Management program. Funding will assist Tribes to develop and implement air pollution control programs for Indian Country to prevent and address air quality concerns, including mitigating and adapting to the effects of climate change. EPA will work with Tribes to assess environmental and public health conditions in Indian Country by developing emission inventories and, where appropriate, expanding the siting and operating of air quality monitors.

Ensure Clean and Safe Water for All Communities

EPA's most recent clean and drinking water needs assessment surveys, published in 2012 and 2015, respectively, determined that the country will need to invest more than \$743 billion over the next 20 years to maintain, upgrade, and replace critical drinking water and wastewater infrastructure.⁵ Today, up to 10 million homes in America and more than 400,000 schools and childcare centers rely on drinking water distribution lines that contain lead—a clear and present danger to the health of children. Replacing these lead pipes and adapting America's water infrastructure to be more resilient to climate change is critical to keeping communities healthy and safe, consistent with the President's Lead Pipe and Paint Action Plan.⁶ As the climate warms, more extreme rainfall and flooding events could damage or overwhelm water systems, leaving entire communities without safe water supplies for days or weeks. The Budget builds on the bipartisan IJA, which provides \$8.429 billion to EPA's State Revolving Funds in 2023.

EPA's water infrastructure financing programs will advance the Agency's ongoing commitment to infrastructure repair and replacement and build climate resilience into the water sector. At the same time, these investments will create hundreds of thousands of good-paying jobs across the

⁴ For more information on climate impacts, risk and adaptation in the United States visit: <https://nca2018.globalchange.gov/downloads>. doi:10.7930/NCA4.2018.

⁵ For more information on EPA's Clean Water and Drinking Water Needs Survey Reports, visit: <https://www.epa.gov/cwns> and <https://www.epa.gov/dwsrf/epas-6th-drinking-water-infrastructure-needs-survey-and-assessment>

⁶ <https://www.whitehouse.gov/briefing-room/statements-releases/2021/12/16/fact-sheet-the-biden-harris-lead-pipe-and-paint-action-plan>.

Budget Overview

country.⁷ In the FY 2023 Budget, EPA proposes approximately \$4.4 billion for water infrastructure programs. This includes a total of \$2.765 billion for the Clean Water State Revolving Funds (CWSRF) and Drinking Water State Revolving Funds (DWSRF), and \$80.3 million for the Water Infrastructure Finance and Innovation Act (WIFIA) program. Also included is approximately \$1.2 billion for grant programs authorized in the Water Infrastructure Improvements for the Nation Act of 2016 (WIIN), the America's Water Infrastructure Act of 2018, and the Drinking Water and Wastewater Infrastructure Act of 2021 (DWWIA). These resources are intended to upgrade aging infrastructure, address the threat of climate change, invest in new technologies, and provide assistance to communities.

Another goal of the Agency's infrastructure repair and replacement efforts is to address lead and other contaminants such as PFAS in drinking water, especially in small and underserved communities. AWIA strengthened many existing programs within EPA, including programs authorized by the WIIN Act, while creating new programs to tackle significant public health and environmental concerns. DWWIA, as authorized under the IJA, builds on the foundation of AWIA and WIIN to strengthen the Federal government's ability to upgrade the Nation's drinking water and wastewater infrastructure. These investments will enable the Agency to increase water infrastructure resilience and sustainability, provide assistance for underserved communities, and reduce lead in drinking water. Investing in water infrastructure to enhance the livability and economic vitality of overburdened and underserved communities is a focus of a FY 2022-2023 Agency Priority Goal. In total, the FY 2023 Budget provides approximately \$1.2 billion in funding for the AWIA, WIIN, and DWWIA grant programs, including the creation of twenty new grant programs, which will provide communities with historic funding to address infrastructure needs, provide climate resiliency, and create much needed jobs.

Clean Water and Drinking Water State Revolving Loan Programs

The FY 2023 Budget includes \$1.639 billion for the CWSRF program to capitalize state revolving loan funds in all 50 states and Puerto Rico to finance infrastructure improvements for public wastewater systems and projects to improve water quality. It represents the largest source of federal funds for states to provide loans and other forms of assistance for water quality projects including construction of wastewater treatment facilities, water and energy efficiency projects, and green infrastructure projects. In addition to capitalizing the CWSRF Program, a portion of the request will provide direct grants to communities in Tribal nations and territories. The sanitation infrastructure in these communities often lags the rest of the country, causing significant public health concerns.

EPA's DWSRF is designed to assist public water systems in financing the costs of drinking water infrastructure improvements needed to comply with Safe Drinking Water Act (SDWA) requirements, protect public health, and support Tribal, state, and local efforts to protect drinking water. The FY 2023 Budget requests \$1.126 billion for the DWSRF to help finance critical infrastructure improvements to public water systems. States have considerable flexibility to tailor their DWSRF program to their unique circumstances and needs, allowing each state to carefully and strategically consider how best to achieve the maximum public health protection and infrastructure development that benefits all people living in the United States and is resilient to the

⁷ Jobs Created estimates are based on the *U.S. Water Alliance: The Value of Water Campaign: The Economic Benefits of Investing in Water Infrastructure*.

impacts of climate change.

Infrastructure within the water sector goes beyond repair and replacement to include the health of the systems used to monitor clean and safe water. In FY 2023, EPA requests \$25 million for a new grant program to advance cybersecurity infrastructure capacity and protections within the water sector. Cybersecurity represents a substantial concern for the water sector, given the prevalence of state-sponsored and other malevolent attacks on the sector as well as the sector's inherent vulnerability and limited technical capacity to address cyber issues.

WIFIA

The WIFIA program, created in 2014, is a critical tool to increase water infrastructure investments by leveraging public and private sources of funds to maximize the reach of federal funds. As of February 2022, the WIFIA program has issued 72 loans to communities across the country totaling \$13.3 billion in credit assistance to help finance nearly \$28 billion for water infrastructure projects. WIFIA loans for these projects have saved communities nearly \$5 billion, which can be used for additional infrastructure investment and to keep rates affordable for water system users. These WIFIA-financed projects have created over 82,000 jobs and serve more than 37 million people, demonstrating that WIFIA credit assistance is an effective tool to help address a variety of water infrastructure needs to support communities nationwide. The FY 2023 request for the WIFIA program would enable EPA to provide up to \$8 billion in direct credit assistance and help spur more than \$16 billion in total infrastructure investments.

Geographic Programs

Beyond water infrastructure, the Agency recognizes the important role federal assistance provides to protect water bodies of special ecological and economic importance to our Nation. Through EPA's Geographic Water programs, the Agency assists state and multi-state partners and Tribes to accelerate and manage the restoration of the ecological health of these water bodies. In total, the FY 2023 request provides \$578.6 million for EPA's Geographic Water programs to advance work on projects that target the most significant environmental problems in these important water bodies and watersheds. In FY 2023, EPA will provide resources to accelerate ecological restoration and sustainable management in the Chesapeake Bay, Columbia River, Gulf of Mexico, the Great Lakes, Lake Champlain, Lake Pontchartrain, Long Island Sound, Northwest Forest Watershed, Puget Sound, San Francisco Bay, South Florida, and Southeast New England. Funding will help monitor and restore these ecological treasures and enable sustainable use for years to come. The Agency also will receive \$343 million under the IJA to increase support for EPA's Geographic funding in FY 2023.

Safeguard and Revitalize Communities

Cleaning up contaminated lands so that they can be redeveloped and returned to productive use is a challenge faced by many communities. Cleaning up America's most contaminated land and reducing exposure to toxic substances are critical components of the Agency's strategy to address human health, particularly in underserved communities where many of these sites are located. Reuse and restoration of Superfund National Priorities List (NPL) sites directly support the Administration's Justice40 initiative, as articulated in President Biden's Executive Order 14008: *Tackling the Climate Crisis at Home and Abroad*, which acknowledges the urgent need to restore

lands. Approximately 22 percent of Americans live within three miles of a Superfund site. Recent research shows Superfund cleanup actions lowered the risk of elevated blood lead levels by roughly 13 to 26 percent for children living within 1.24 miles of a Superfund NPL site where lead is a contaminant of concern.⁸ Remediating contaminated land and restoring it to productive use is not only an environmental imperative but presents an economic opportunity as well. A peer reviewed study conducted by researchers at Duke University and the University of Pittsburgh found that residential property values within three miles of Superfund sites increased between 18.7 and 24.4 percent when sites were cleaned up and removed from the NPL.⁹

The FY 2023 Budget enables the Agency to clean up hazardous waste sites in communities across the Nation, including those where vulnerable populations, such as children, the elderly, and economically disadvantaged individuals, reside. These hazardous sites are also vulnerable to the effects of climate change, making remediation even more urgent. Federal data in a recent Government Accountability Office (GAO) report suggests that approximately 60 percent of Superfund sites overseen by EPA are in areas that are vulnerable to wildfires and different types of flooding—natural hazards that climate change will exacerbate.¹⁰ The Agency is working to clean up these sites with climate change in mind to protect at-risk populations. The FY 2023 Budget includes \$454.6 million for the Superfund Remedial program to balance appropriated resources with anticipated Superfund chemical tax receipts that were reauthorized through the IIJA. The Agency will have Superfund chemical taxes collected in FY 2022 that will be available for use in FY 2023. EPA will use the Superfund chemical taxes, along with the \$3.5 billion provided to EPA under the IIJA and other appropriated resources, to implement the Comprehensive Environmental Response, Compensation and Liability Act (CERCLA).

Like Superfund remediation, investing in brownfields cleanup and redevelopment can revitalize main streets, neighborhoods, and rural communities, increase residential property values, and create good-paying jobs. The FY 2023 Budget includes \$214.8 million to build on current work to provide financial and technical assistance to assess, clean up, and plan reuse at brownfields sites. In FY 2023, the Budget also provides an increase of 60 FTE for Brownfields Community Development Specialists. This investment of 60 regional FTE will provide expanded technical assistance and build capacity in small, rural, environmental justice, and other historically overburdened and underserved communities. These Community Development Specialists manage land revitalization projects, provide one-on-one financial planning support, and educate communities on how to address brownfields-related issues.

Since its inception, the EPA Brownfields Program has fostered a community-driven approach to the reuse of contaminated sites. Approximately 143 million people (roughly 44 percent of the U.S. population) live within three miles of a brownfields site that receives EPA funding.¹¹ As of March

⁸ Details can be found at <https://www.epa.gov/environmental-economics/research-environmental-economics-ncee-working-paper-series>

⁹ Shanti Gamper-Rabindran and Christopher Timmons. 2013. “Does cleanup of hazardous waste sites raise housing values? Evidence of spatially localized benefits,” *Journal of Environmental Economics and Management* 65(3): 345-360, <http://dx.doi.org/10.1016/j.jeem.2012.12.001>.

¹⁰ <https://www.gao.gov/products/gao-20-73>

¹¹ U.S. EPA, Office of Land and Emergency Management 2020. Data collected includes: (1) Superfund, Brownfield, and RCRA Corrective Action site information as of the end of FY 2019; (2) UST/LUST information as of late-2018 to mid-2019 depending on the state; and (3) 2015-2018 American Community Survey (ACS) Census data.

Budget Overview

2022, grants awarded by the Program have led to more than 146,300 acres of idle land made ready for productive use and more than 183,000 jobs and \$35.2 billion leveraged. Cleaning up contaminated sites to enhance the livability and economic vitality of overburdened and underserved communities is a focus of a FY 2022-2023 Agency Priority Goal.

In FY 2023, the Agency will continue to invest in domestic recycling and solid waste infrastructure that builds a circular economy. According to the U.S. EPA Recycling Economic Information Report, the U.S. recycling industry supports 680,000 jobs and provides \$5.5 billion annually in tax revenues. In addition to these human resources and financial returns, the materials themselves hold great value, as recent data indicate that materials worth \$9 billion are thrown away each year. The FY 2023 Budget includes \$10.4 million and 43.4 FTE in the Resource Conservation and Recovery Act Waste Minimization and Recycling Program to better support the sustainable management of resources, in addition to \$10 million for Solid Waste Infrastructure in grant funding under State and Tribal Assistance Grants (STAG).

The Agency has a statutory role to ensure that contamination is quickly and effectively cleaned up while ensuring protection of human health and the environment from releases of hazardous substances. In FY 2023, an additional \$10 million is invested to address critical gaps in EPA's ability to oversee federal agencies/facilities cleanup, including Department of Defense PFAS cleanup under CERCLA. The Agency also will assist with homeland security goals by investing \$10 million in critical resources to replace outdated Portable High-Throughput Integrated Laboratory Identification System (PHILIS) equipment. PHILIS is the EPA's mobile laboratory asset for the on-site analysis of chemical warfare agent and toxic industrial compound contaminated environmental samples.

Ensure the Safety of Chemicals for People and the Environment

The FY 2023 Budget provides additional resources to build Agency capacity to manage chemical safety and toxic substances. EPA has significant responsibilities under amendments to the Toxic Substances Control Act (TSCA) to ensure the safety of chemicals in or entering commerce and addressing unreasonable risks to human health or the environment. Chemicals and toxic substances are ubiquitous in our everyday lives and are often released into the environment from their manufacture, processing, use, or disposal. EPA's work in managing chemical safety and toxic substances is particularly important to vulnerable populations, including low-income, minority, and indigenous populations, as well as children, who may be disproportionately affected by, and particularly at risk from, exposure to chemicals.

To ensure that EPA can achieve the statutory requirements under TSCA, the Agency needs a substantial increase in scientific expertise and financial resources. To facilitate this need, the FY 2023 Budget provides an additional \$64.0 million and 149 FTE to the TSCA program. Based on five years of implementing TSCA since enactment of the Lautenberg Act, the Agency has determined that additional FTE are required to increase the capacity of the program to address the heavy workload associated with chemical risk evaluations and risk management to support the Agency's ability to meet statutory mandates. EPA will continue to emphasize quality, adherence to statutory intent and timelines applicable to pre-market review of new chemicals, chemical risk evaluation and management, data development and information collection, and review of

Confidential Business Information (CBI) claims.

The Agency also has significant responsibility under the Federal Insecticide, Fungicide, and Rodenticide Act (FIFRA) to screen new pesticides before they reach the market and ensure that pesticides already in commerce are safe. In addition, EPA is responsible for complying with the Endangered Species Act (ESA) and ensuring that federally endangered and threatened species are not harmed when the Agency registers pesticides. Endangered species risk assessments involve consideration of risks for approximately 1,200 active ingredients in more than 17,000 pesticide products to more than 1,600 listed endangered species and 800 designated critical habitats in the U.S. Given the complexity of evaluating potential effects to diverse listed species, EPA has been unable to perform ESA evaluations for most of its required actions, which has resulted in numerous successful litigation challenges for registration and registration review actions. To begin making incremental progress toward meeting ESA mandates, the FY 2023 Budget includes an additional \$4.9 million and 10 FTE to enable the Pesticide program to integrate ESA requirements in conducting risk assessments and making risk management decisions that protect federally threatened and endangered species from exposure to new active ingredients.

In FY 2023, EPA will continue to work across environmental programs to advance Agency efforts to tackle PFAS pollution, following the Agency's PFAS Strategic Roadmap.¹² As part of the President's commitment to tackling PFAS pollution, the FY 2023 Budget provides approximately \$126 million for EPA to increase its understanding of PFAS and human health and ecological effects, restrict use to prevent PFAS from entering the air, land, and water, and remediate PFAS that have been released into the environment. The FY 2023 Budget includes an increase of \$4.2 million and 9 FTE for EPA's Environmentally Preferable Purchasing Program to protect the public from potential effects of PFAS through labeling to help purchasers identify products that meet specific environmental performance criteria.

Restoring EPA's Core Capacity

The FY 2023 Budget includes 16,204.1 FTE, an increase of 1,907.1 above the current level, to restore the Agency's capacity. Strategically increasing staffing levels across the Agency will facilitate and expedite EPA's work to address air, water, and climate priorities and advance environmental justice. EPA strives to provide modern and efficient workforce services and serve as a model for diversity, equity, inclusion, and accessibility. The FY 2023 Budget supports this goal by providing funding for increased efforts to enhance diverse hiring practices and more equitable internship access to build the workforce of the future. The FY 2023 Budget also provides robust support for implementation of the Foundations for Evidence-Based Policymaking Act of 2018. Resources also will ensure the Agency's IT assets and infrastructure are secure. In addition to these investments, the Budget will provide 115 FTE to strengthen EPA's grants and procurement workforce and ensure programmatic integrity. By increasing capacity at the Agency, the FY 2023 Budget will better position the Agency staff to fulfill our mission of protecting human health and the environment efficiently and effectively.

As EPA continues to strengthen its ability to recruit, hire, develop, promote, and retain top talent

¹² For more information, please visit: <https://www.epa.gov/pfas/pfas-strategic-roadmap-epas-commitments-action-2021-2024>

Budget Overview

and to remove barriers to equal opportunity at the management and staff levels, the Agency must also provide resources and opportunities to strengthen and advance diversity, equity, inclusion, and accessibility across executive leadership. The FY 2023 Budget provides \$10 million and 62 FTE to support Agency-wide implementation of and Executive Order 14035: *Diversity, Equity, Inclusion, and Accessibility (DEIA) in the Federal Workforce*. In FY 2023, EPA will implement the actions identified in the Agency's DEIA Strategic Plan and work to ensure agency recruitment, hiring, promotion, retention, professional development, performance evaluations, pay and compensation policies, reasonable accommodations access, and training policies and practices are equitable. The requested increase will support two key DEIA initiatives—the SES Candidate Development Program and the paid internship program. The SES Candidate Development Program will emphasize DEIA leadership so future EPA executives reflect the diversity of the American people and are effectively trained in the skills necessary to lead a diverse workforce. The paid internship program is being expanded to provide Federal work experience to more than 180 additional students, including from underrepresented and underserved populations, and provide opportunities for conversion to permanent federal service after successfully completing the program.

Expanded capacity also extends to ensuring that rigorous scientific integrity guides policy and the Agency's regulatory process. Scientific and technological information, data, and evidence-based decision making are central to the development and iterative improvement of sound policies and to the delivery of effective and equitable programs. Environmental challenges in the 21st century are increasingly complex. For example, the interplay between air quality, climate change, and emerging energy options requires different thinking and solutions than those used in the past. These solutions require research that transcends disciplinary lines and involve EPA regions and programs working together with Tribal, state, and local partners, stakeholders, and communities. The FY 2023 request includes \$644 million and 1,853.8 FTE for EPA's Office of Research and Development.

EPA has embarked on a multi-year effort to strengthen how the Agency identifies, prioritizes, and undertakes evidence-building activities and develops evidence-building capacity to inform its policies and decisions, consistent with the Foundations for Evidence-Based Policymaking Act of 2018. The FY 2023 Budget will promote program evaluation as an essential component of federal evidence building. This effort will advance an evaluation culture through a bottom-up approach and increase Agency-wide engagement in program evaluation. It also provides an opportunity for capacity building throughout the Agency by engaging programs and regions with less evaluation experience and broadening the types of evaluations that the Agency conducts. Work in this area will increase the use of program evaluation and evidence building to inform Agency program, policy, and resource decisions.

In FY 2023, EPA will leverage \$31.6 million, an increase of \$22.6 million, to protect the Agency's information technology infrastructure and support implementation of Executive Order 14028: *Improving the Nation's Cybersecurity*. In FY 2023, EPA will continue implementing multifactor authentication, encrypting data at rest and in transit, implementing "Zero Trust Architecture" network design, and implementing advanced logging technologies. These changes will dramatically increase information technology resiliency in the event of a malicious attack and limit the amount of damage that can be done by bad actors.

Budget Overview

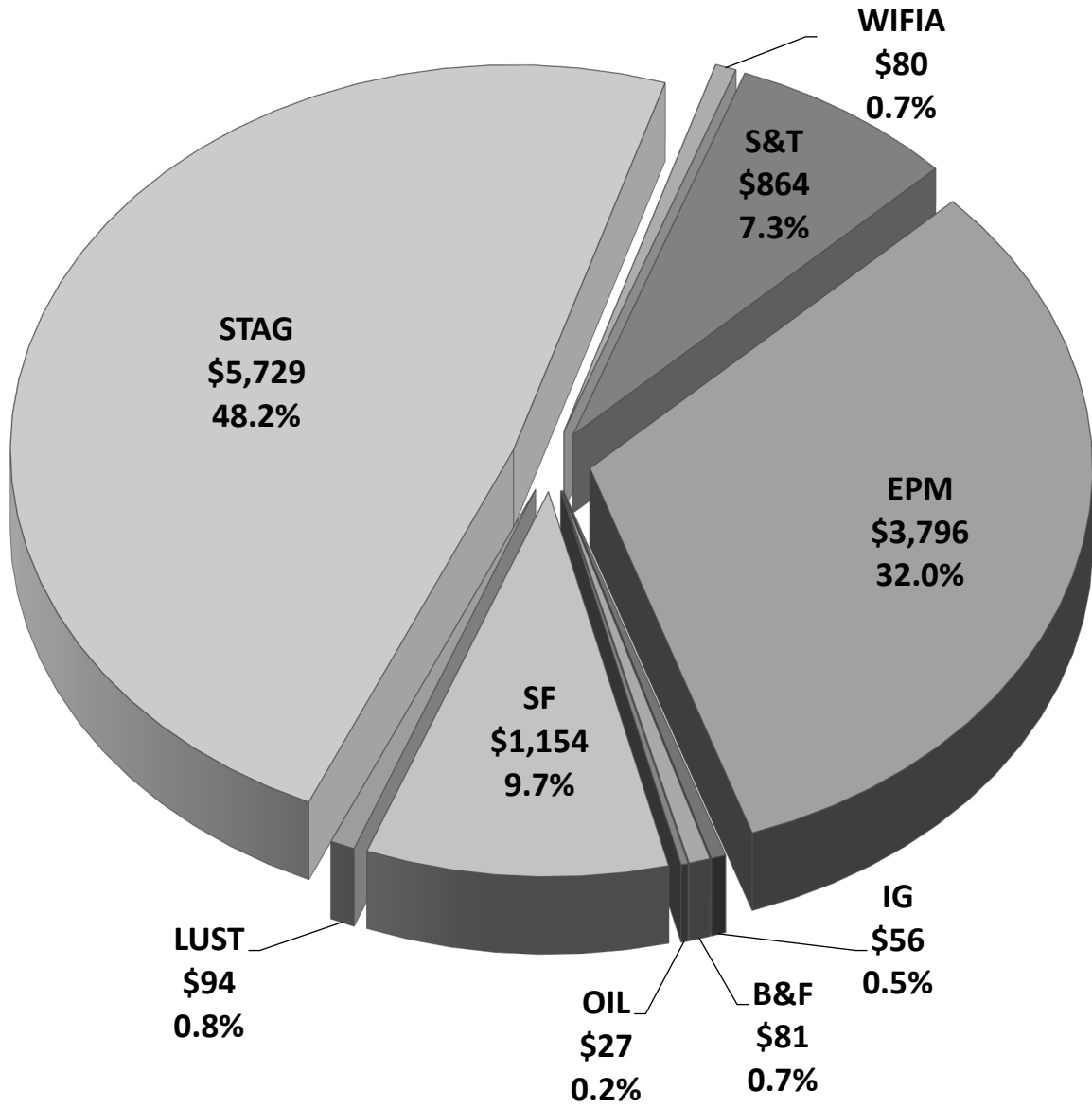
By restoring EPA's core capacity and ensuring that mission support services are adequately funded, the FY 2023 Budget will enable the Agency to carry out its goals effectively while being a good steward of federal resources.

Resource Allocations to Goals and Objectives

In accordance with the Government Performance and Results Act of 1993 (GPRA) and the GPRA Modernization Act of 2010, the FY 2023 Budget identifies resources aligned with the strategic goals and objectives of the Agency's *FY 2022 – 2026 EPA Strategic Plan*. The Budget also allocates agency-wide mission and science support resources and FTE across the goals and objectives. These resources provide support for multiple goals to achieve their objectives. This support involves the provision of foundational agencywide and cross-agency research and development, science, and essential mission assistance services by the EPA Offices of the Administrator (OA), Chief Financial Officer (OCFO), General Counsel (OGC), Inspector General (OIG), Mission Support (OMS), and Research and Development (ORD). The resource summaries by Strategic Goal and Objective within the Congressional Justification provide the total of both direct and allocated resources.

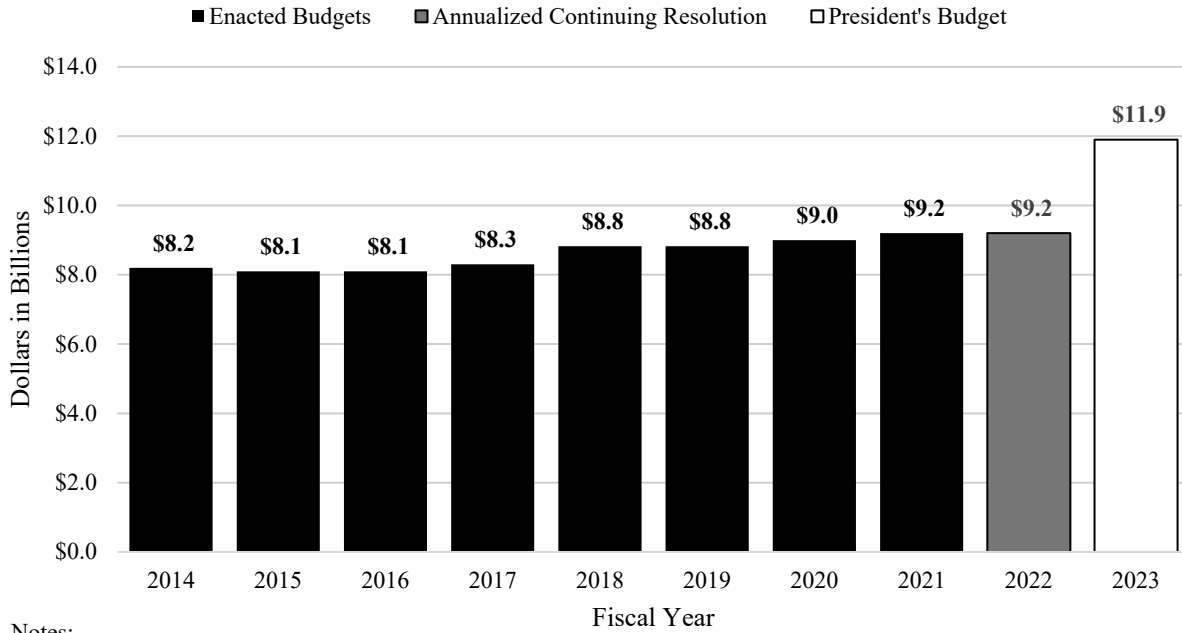
U.S. Environmental Protection Agency's FY 2023 Budget by Appropriation

Total Agency: \$11,881 M
(Dollars in Millions)



■ Science & Technology (S&T)	■ Environmental Programs & Management (EPM)
■ Inspector General (IG)	■ Buildings & Facilities (B&F)
■ Inland Oil Spill Programs (OIL)	■ Hazardous Substance Superfund (SF)
■ Leaking Underground Storage Tanks (LUST)	■ State & Tribal Assistance Grants (STAG)
■ Water Infrastructure Finance & Innovation Program (WIFIA)	

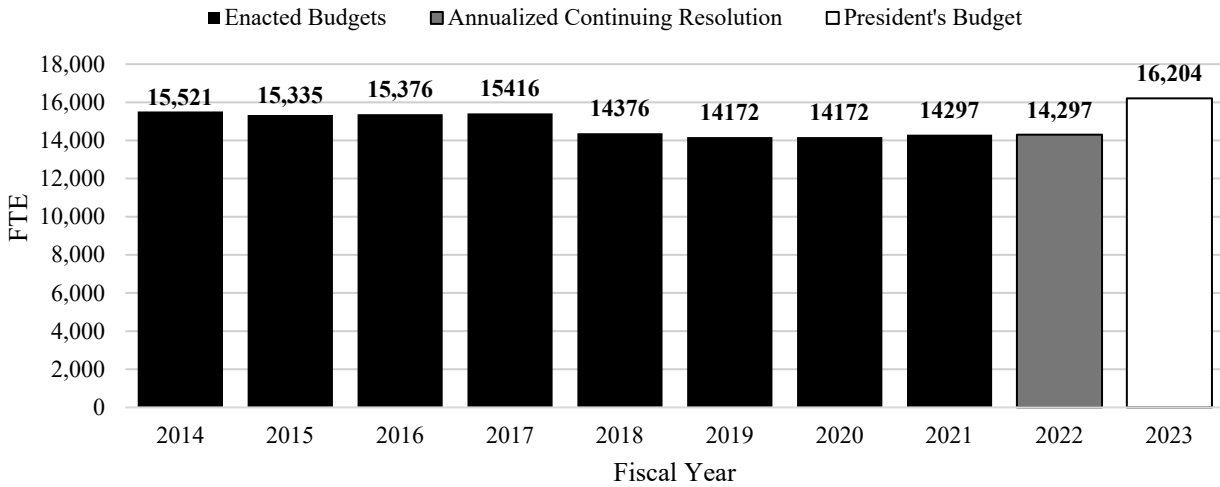
EPA's Budget FY 2014 to 2023



Notes:

All agency totals include applicable rescissions.
 FY 2020 Enacted excludes the Coronavirus Aid, Relief, and Economic Security Act.
 FY 2021 Enacted excludes the American Rescue Plan Act.
 FY 2022 ACR excludes the Infrastructure Investment and Jobs Act.

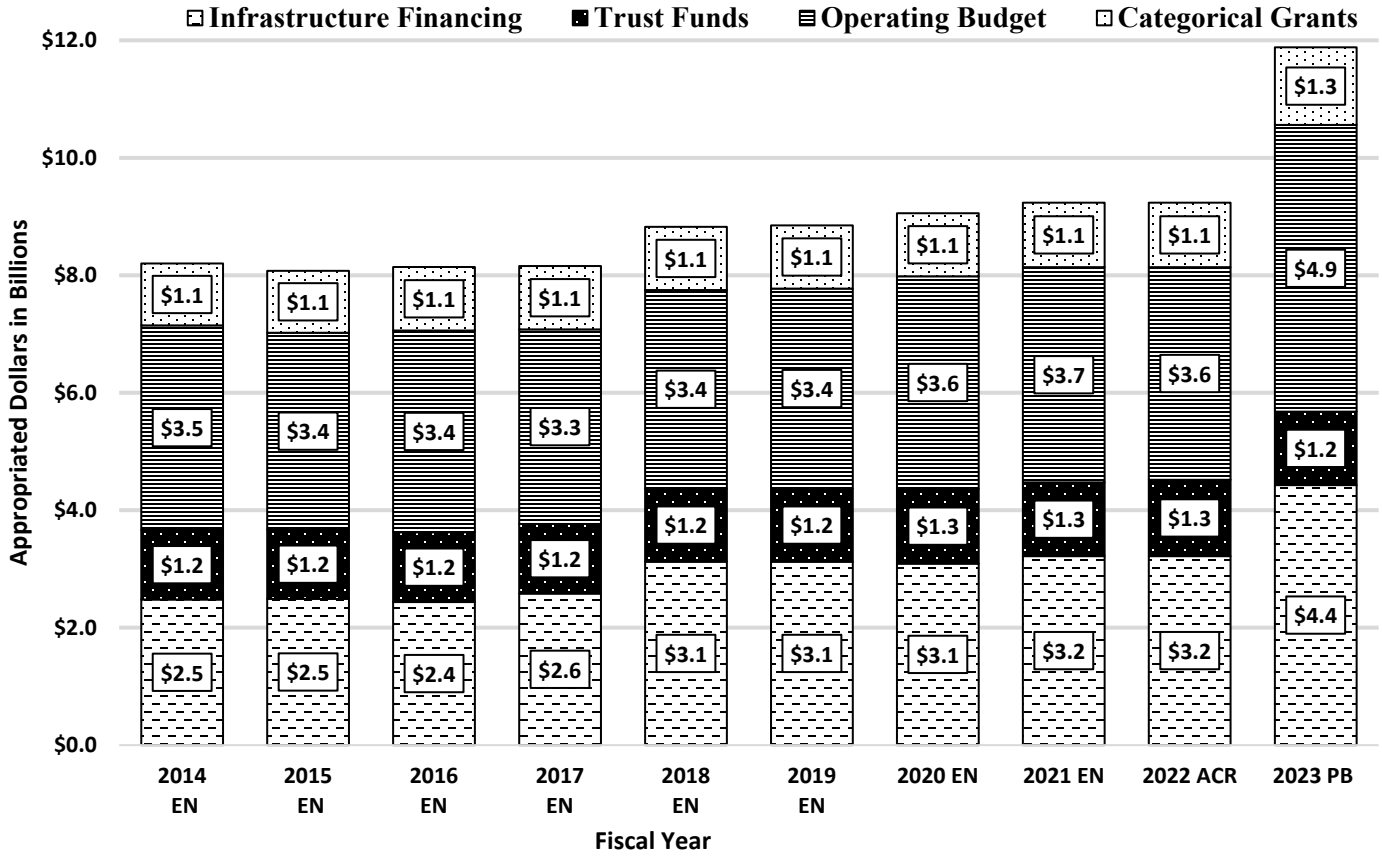
EPA's FTE Ceiling History FY 2014 to 2023



Notes:

FTE (Full Time Equivalent) = one employee working full time for a full year (52 weeks x 40 hours = 2,080 hours), or the equivalent number of hours worked by several part-time or temporary employees.
 Reimbursable FTE are included.
 FY 2022 ACR excludes the Infrastructure Investment and Jobs Act.
 FTE Ceiling corresponds to the FTE level included in each year's Enacted Operating Plan, except for FY 2022, which is the Annualized Continuing Resolution, and FY 2023, which is the requested level.

EPA's Resources by Major Category (Dollars in Billions)



EN - Enacted, PB - President's Budget, ACR - Annualized Continuing Resolution

Notes:

Totals may not add due to rounding

FY 2015 Enacted reflects a \$40 M rescission to prior year funds

FY 2016 Enacted reflects a \$40 M rescission to current year funds

FY 2017 Enacted reflects a \$90 M rescission to current year funds

FY 2018 Enacted reflects a \$149 M rescission to current year funds

FY 2019 Enacted reflects a \$211 M rescission to current year funds

FY 2020 Enacted excludes the Coronavirus Aid, Relief, and Economic Security Act

FY 2021 Enacted reflects a \$28 M rescission to current year funds and excludes the American Rescue Plan

FY 2022 reflects an annualized continuing resolution (ACR)

FY 2022 ACR excludes the Infrastructure Investment and Jobs Act.

Appendix

FY 2022-2026 EPA Strategic Plan Framework

Principles

Follow the Science – Follow the Law – Be Transparent – Advance Justice and Equity

Strategic Goals

Goal 1: Tackle the Climate Crisis - Cut pollution that causes climate change and increase the adaptive capacity of Tribes, states, territories, and communities.

Goal 2: Take Decisive Action to Advance Environmental Justice and Civil Rights - Achieve tangible progress for historically overburdened and underserved communities and ensure the fair treatment and meaningful involvement of all people regardless of race, color, national origin, or income in developing and implementing environmental laws, regulations, and policies.

Goal 3: Enforce Environmental Laws and Ensure Compliance - Improve compliance with the nation's environmental laws and hold violators accountable.

Goal 4: Ensure Clean and Healthy Air for All Communities - Protect human health and the environment from the harmful effects of air pollution.

Goal 5: Ensure Clean and Safe Water for All Communities – Provide clean and safe water for all communities and protect our nation's waterbodies from degradation.

Goal 6: Safeguard and Revitalize Communities - Restore land to safe and productive uses to improve communities and protect public health.

Goal 7: Ensure Safety of Chemicals for People and the Environment - Increase the safety of chemicals and pesticides and prevent pollution at the source.

Cross-Agency Strategies

Cross-Agency Strategy 1: Ensure Scientific Integrity and Science-Based Decision Making - Deliver rigorous scientific research and analyses to inform evidence-based decision making.

Cross-Agency Strategy 2: Consider the Health of Children at All Life Stages and Other Vulnerable Populations - Focus on protecting and improving the health of children at all life stages and other vulnerable populations in implementing our programs.

Cross-Agency Strategy 3: Advance EPA's Organizational Excellence and Workforce Equity - Foster a diverse, equitable, and inclusive workforce within an effective and mission driven workplace.

Cross-Agency Strategy 4: Strengthen Tribal, State, and Local Partnerships and Enhance Engagement - Collaborate and engage effectively with Tribal nations in keeping with the Federal Government's trust responsibilities, state and local governments, regulated entities, and the public to protect human health and the environment.

Program Project by Program Area

**U.S. Environmental Protection Agency
FY 2023 Annual Performance Plan and Congressional Justification**

**PROGRAM PROJECTS BY PROGRAM AREA
(Dollars in Thousands)**

	FY 2021 Final Actuals	FY 2022 Annualized CR	FY 2023 President's Budget	FY 2023 President's Budget v. FY 2022 Annualized CR
Science & Technology				
Clean Air and Climate				
Clean Air Allowance Trading Programs	\$4,809	\$6,793	\$8,800	\$2,007
Climate Protection	\$7,057	\$7,895	\$10,169	\$2,274
Federal Support for Air Quality Management	\$8,661	\$7,154	\$10,420	\$3,266
Federal Vehicle and Fuels Standards and Certification	\$87,233	\$96,783	\$152,209	\$55,426
Subtotal, Clean Air and Climate	\$107,760	\$118,625	\$181,598	\$62,973
Indoor Air and Radiation				
Indoor Air: Radon Program	\$112	\$157	\$157	\$0
Radiation: Protection	\$1,645	\$1,735	\$2,224	\$489
Radiation: Response Preparedness	\$3,063	\$3,096	\$4,383	\$1,287
Reduce Risks from Indoor Air	\$296	\$161	\$173	\$12
Subtotal, Indoor Air and Radiation	\$5,115	\$5,149	\$6,937	\$1,788
Enforcement				
Forensics Support	\$11,761	\$14,000	\$15,532	\$1,532
Homeland Security				
Homeland Security: Critical Infrastructure Protection	\$9,653	\$10,380	\$14,526	\$4,146
Homeland Security: Preparedness, Response, and Recovery	\$21,877	\$24,852	\$25,890	\$1,038
Homeland Security: Protection of EPA Personnel and Infrastructure	\$500	\$501	\$501	\$0
Subtotal, Homeland Security	\$32,031	\$35,733	\$40,917	\$5,184
IT / Data Management / Security				
IT / Data Management	\$2,782	\$3,072	\$3,195	\$123
Operations and Administration				
Facilities Infrastructure and Operations	\$65,093	\$67,500	\$68,912	\$1,412
Pesticides Licensing				
Pesticides: Protect Human Health from Pesticide Risk	\$2,431	\$2,803	\$2,917	\$114
Pesticides: Protect the Environment from Pesticide Risk	\$1,805	\$2,207	\$2,252	\$45
Pesticides: Realize the Value of Pesticide Availability	\$645	\$876	\$984	\$108

Program Project by Program Area

	FY 2021 Final Actuals	FY 2022 Annualized CR	FY 2023 President's Budget	FY 2023 President's Budget v. FY 2022 Annualized CR
Subtotal, Pesticides Licensing	\$4,881	\$5,886	\$6,153	\$267
Research: Air, Climate and Energy				
Research: Air, Climate and Energy	\$76,733	\$95,250	\$132,924	\$37,674
Research: Safe and Sustainable Water Resources				
Research: Safe and Sustainable Water Resources	\$92,719	\$112,250	\$119,286	\$7,036
Research: Sustainable Communities				
Research: Sustainable and Healthy Communities	\$112,717	\$133,000	\$141,477	\$8,477
Research: Chemical Safety for Sustainability				
Health and Environmental Risk Assessment	\$35,251	\$37,482	\$42,355	\$4,873
Research: Chemical Safety for Sustainability				
<i>Endocrine Disruptors</i>	\$13,859	\$16,253	\$17,095	\$842
<i>Computational Toxicology</i>	\$18,509	\$21,406	\$22,542	\$1,136
<i>Research: Chemical Safety for Sustainability (other activities)</i>	\$43,598	\$51,859	\$58,456	\$6,597
Subtotal, Research: Chemical Safety for Sustainability	\$75,966	\$89,518	\$98,093	\$8,575
Subtotal, Research: Chemical Safety for Sustainability	\$111,217	\$127,000	\$140,448	\$13,448
Ensure Safe Water (formerly Water: Human Health Protection)**				
Drinking Water Programs	\$4,088	\$4,364	\$6,776	\$2,412
Clean and Safe Water Technical Assistance Grants				
Water Quality Research and Support Grants	\$0	\$7,500	\$0	-\$7,500
Total, Science & Technology	\$626,895	\$729,329	\$864,155	\$134,826
Environmental Programs & Management				
Clean Air and Climate				
Clean Air Allowance Trading Programs	\$12,920	\$13,153	\$23,523	\$10,370
Climate Protection	\$91,632	\$97,000	\$125,216	\$28,216
Federal Stationary Source Regulations	\$19,317	\$20,733	\$41,617	\$20,884
Federal Support for Air Quality Management	\$131,015	\$138,020	\$289,010	\$150,990
Stratospheric Ozone: Domestic Programs	\$4,805	\$4,633	\$26,607	\$21,974
Stratospheric Ozone: Multilateral Fund	\$8,326	\$8,711	\$18,000	\$9,289
Subtotal, Clean Air and Climate	\$268,013	\$282,250	\$523,973	\$241,723
Indoor Air and Radiation				
Indoor Air: Radon Program	\$2,224	\$3,136	\$5,004	\$1,868

Program Project by Program Area

	FY 2021 Final Actuals	FY 2022 Annualized CR	FY 2023 President's Budget	FY 2023 President's Budget v. FY 2022 Annualized CR
Radiation: Protection	\$8,283	\$7,661	\$10,588	\$2,927
Radiation: Response Preparedness	\$2,703	\$2,404	\$3,004	\$600
Reduce Risks from Indoor Air	\$10,968	\$11,750	\$23,542	\$11,792
Subtotal, Indoor Air and Radiation	\$24,178	\$24,951	\$42,138	\$17,187
Brownfields				
Brownfields	\$22,136	\$24,000	\$36,842	\$12,842
Compliance				
Compliance Monitoring	\$97,583	\$102,500	\$144,770	\$42,270
Environmental Justice				
Environmental Justice	\$10,343	\$11,838	\$294,938	\$283,100
Enforcement				
Civil Enforcement	\$164,888	\$168,341	\$210,011	\$41,670
Criminal Enforcement	\$49,588	\$51,275	\$61,411	\$10,136
NEPA Implementation	\$15,809	\$16,943	\$19,883	\$2,940
Subtotal, Enforcement	\$230,285	\$236,559	\$291,305	\$54,746
Geographic Programs				
Geographic Program: Chesapeake Bay	\$77,876	\$87,500	\$90,568	\$3,068
Geographic Program: Gulf of Mexico	\$5,335	\$20,000	\$22,524	\$2,524
Geographic Program: Lake Champlain	\$14,996	\$15,000	\$20,000	\$5,000
Geographic Program: Long Island Sound	\$30,361	\$30,400	\$40,002	\$9,602
Geographic Program: Other				
<i>Lake Pontchartrain</i>	\$0	\$1,900	\$1,932	\$32
<i>S.New England Estuary (SNEE)</i>	\$5,152	\$5,500	\$6,252	\$752
<i>Geographic Program: Other (other activities)</i>	\$1,579	\$3,000	\$3,024	\$24
Subtotal, Geographic Program: Other	\$6,731	\$10,400	\$11,208	\$808
Great Lakes Restoration	\$306,380	\$330,000	\$340,111	\$10,111
Geographic Program: South Florida	\$1,369	\$6,000	\$7,202	\$1,202
Geographic Program: San Francisco Bay	\$6,718	\$8,922	\$12,004	\$3,082
Geographic Program: Puget Sound	\$32,946	\$33,750	\$35,016	\$1,266
Subtotal, Geographic Programs	\$482,712	\$541,972	\$578,635	\$36,663
Homeland Security				
Homeland Security: Communication and Information	\$3,893	\$4,145	\$4,650	\$505
Homeland Security: Critical Infrastructure Protection	\$733	\$909	\$1,014	\$105
Homeland Security: Protection of EPA Personnel and Infrastructure	\$4,915	\$4,959	\$5,139	\$180

Program Project by Program Area

	FY 2021 Final Actuals	FY 2022 Annualized CR	FY 2023 President's Budget	FY 2023 President's Budget v. FY 2022 Annualized CR
Subtotal, Homeland Security	\$9,540	\$10,013	\$10,803	\$790
Information Exchange / Outreach				
State and Local Prevention and Preparedness	\$13,402	\$13,736	\$22,908	\$9,172
TRI / Right to Know	\$12,689	\$13,206	\$13,675	\$469
Tribal - Capacity Building	\$12,945	\$12,902	\$16,386	\$3,484
Executive Management and Operations	\$48,837	\$46,836	\$63,256	\$16,420
Environmental Education	\$3,311	\$8,580	\$8,668	\$88
Exchange Network	\$13,713	\$14,084	\$14,413	\$329
Small Minority Business Assistance	\$1,756	\$1,680	\$1,935	\$255
Small Business Ombudsman	\$1,250	\$1,778	\$2,183	\$405
Children and Other Sensitive Populations: Agency Coordination	\$8,277	\$6,173	\$6,362	\$189
Subtotal, Information Exchange / Outreach	\$116,181	\$118,975	\$149,786	\$30,811
International Programs				
US Mexico Border	\$2,818	\$2,837	\$3,275	\$438
International Sources of Pollution	\$6,409	\$6,746	\$11,758	\$5,012
Trade and Governance	\$5,894	\$5,292	\$6,187	\$895
Subtotal, International Programs	\$15,121	\$14,875	\$21,220	\$6,345
IT / Data Management / Security				
Information Security	\$6,765	\$8,285	\$23,739	\$15,454
IT / Data Management	\$74,013	\$82,715	\$98,452	\$15,737
Subtotal, IT / Data Management / Security	\$80,777	\$91,000	\$122,191	\$31,191
Legal / Science / Regulatory / Economic Review				
Integrated Environmental Strategies	\$9,614	\$9,475	\$40,912	\$31,437
Administrative Law	\$3,768	\$4,975	\$5,882	\$907
Alternative Dispute Resolution	\$533	\$864	\$1,175	\$311
Civil Rights Program	\$8,968	\$9,205	\$25,869	\$16,664
Legal Advice: Environmental Program	\$55,700	\$49,595	\$76,855	\$27,260
Legal Advice: Support Program	\$16,645	\$15,865	\$18,892	\$3,027
Regional Science and Technology	\$466	\$638	\$4,923	\$4,285
Science Advisory Board	\$3,422	\$3,205	\$3,981	\$776
Regulatory/Economic-Management and Analysis	\$13,850	\$12,421	\$16,247	\$3,826
Subtotal, Legal / Science / Regulatory / Economic Review	\$112,967	\$106,243	\$194,736	\$88,493
Operations and Administration				
Central Planning, Budgeting, and Finance	\$71,528	\$76,718	\$89,154	\$12,436
Facilities Infrastructure and Operations	\$257,524	\$285,441	\$288,293	\$2,852
Acquisition Management	\$30,623	\$32,247	\$40,017	\$7,770

Program Project by Program Area

	FY 2021 Final Actuals	FY 2022 Annualized CR	FY 2023 President's Budget	FY 2023 President's Budget v. FY 2022 Annualized CR
Human Resources Management	\$48,256	\$46,229	\$66,087	\$19,858
Financial Assistance Grants / IAG Management	\$27,294	\$25,430	\$33,040	\$7,610
Subtotal, Operations and Administration	\$435,225	\$466,065	\$516,591	\$50,526
Pesticides Licensing				
Science Policy and Biotechnology	\$1,287	\$1,546	\$1,580	\$34
Pesticides: Protect Human Health from Pesticide Risk	\$58,124	\$60,181	\$62,726	\$2,545
Pesticides: Protect the Environment from Pesticide Risk	\$36,714	\$39,543	\$45,876	\$6,333
Pesticides: Realize the Value of Pesticide Availability	\$6,034	\$7,730	\$7,979	\$249
Subtotal, Pesticides Licensing	\$102,159	\$109,000	\$118,161	\$9,161
Research: Chemical Safety for Sustainability				
Research: Chemical Safety for Sustainability	\$115	\$0	\$0	\$0
Resource Conservation and Recovery Act (RCRA)				
RCRA: Corrective Action	\$33,921	\$38,453	\$39,820	\$1,367
RCRA: Waste Management	\$59,769	\$70,465	\$79,743	\$9,278
RCRA: Waste Minimization & Recycling	\$8,404	\$9,982	\$10,444	\$462
Subtotal, Resource Conservation and Recovery Act (RCRA)	\$102,095	\$118,900	\$130,007	\$11,107
Toxics Risk Review and Prevention				
Endocrine Disruptors	\$5,209	\$7,533	\$7,614	\$81
Pollution Prevention Program	\$11,476	\$12,558	\$17,121	\$4,563
Toxic Substances: Chemical Risk Review and Reduction	\$72,643	\$60,280	\$124,243	\$63,963
Toxic Substances: Lead Risk Reduction Program	\$11,991	\$13,129	\$13,749	\$620
Subtotal, Toxics Risk Review and Prevention	\$101,318	\$93,500	\$162,727	\$69,227
Underground Storage Tanks (LUST / UST)				
LUST / UST	\$10,373	\$11,250	\$12,564	\$1,314
Ensure Clean Water (formerly Water Quality Protection)**				
National Estuary Program / Coastal Waterways	\$29,496	\$31,822	\$32,184	\$362
Wetlands	\$18,562	\$19,300	\$25,637	\$6,337
Subtotal, Ensure Clean Water	\$48,058	\$51,122	\$57,821	\$6,699
Ensure Safe Water (formerly Water: Human Health Protection)**				
Beach / Fish Programs	\$1,146	\$1,584	\$1,827	\$243
Drinking Water Programs	\$97,190	\$106,903	\$133,258	\$26,355
Subtotal, Ensure Safe Water	\$98,335	\$108,487	\$135,085	\$26,598

Program Project by Program Area

	FY 2021 Final Actuals	FY 2022 Annualized CR	FY 2023 President's Budget	FY 2023 President's Budget v. FY 2022 Annualized CR
Ensure Clean Water (formerly Water Quality Protection)**				
Marine Pollution	\$8,206	\$9,468	\$12,299	\$2,831
Surface Water Protection	\$197,137	\$206,882	\$239,688	\$32,806
Subtotal, Ensure Clean Water	\$205,343	\$216,350	\$251,987	\$35,637
Clean and Safe Water Technical Assistance Grants				
Water Quality Research and Support Grants	\$0	\$21,700	\$0	-\$21,700
Total, Environmental Programs & Management	\$2,572,857	\$2,761,550	\$3,796,280	\$1,034,730
Inspector General				
Audits, Evaluations, and Investigations				
Audits, Evaluations, and Investigations	\$38,174	\$43,500	\$55,865	\$12,365
Total, Inspector General	\$38,174	\$43,500	\$55,865	\$12,365
Building and Facilities				
Homeland Security				
Homeland Security: Protection of EPA Personnel and Infrastructure	\$7,006	\$6,676	\$6,676	\$0
Operations and Administration				
Facilities Infrastructure and Operations	\$36,071	\$27,076	\$73,894	\$46,818
Total, Building and Facilities	\$43,076	\$33,752	\$80,570	\$46,818
Hazardous Substance Superfund				
Indoor Air and Radiation				
Radiation: Protection	\$1,973	\$1,985	\$2,872	\$887
Audits, Evaluations, and Investigations				
Audits, Evaluations, and Investigations	\$11,634	\$11,586	\$12,062	\$476
Compliance				
Compliance Monitoring	\$1,778	\$1,000	\$1,015	\$15
Environmental Justice				
Environmental Justice	\$681	\$826	\$5,876	\$5,050
Enforcement				
Criminal Enforcement	\$8,469	\$7,647	\$8,088	\$441

Program Project by Program Area

	FY 2021 Final Actuals	FY 2022 Annualized CR	FY 2023 President's Budget	FY 2023 President's Budget v. FY 2022 Annualized CR
Forensics Support	\$1,250	\$1,145	\$1,263	\$118
Superfund: Enforcement	\$164,461	\$156,773	\$166,487	\$9,714
Superfund: Federal Facilities Enforcement	\$6,974	\$7,424	\$9,863	\$2,439
Subtotal, Enforcement	\$181,153	\$172,989	\$185,701	\$12,712
Homeland Security				
Homeland Security: Preparedness, Response, and Recovery	\$31,897	\$33,020	\$43,796	\$10,776
Homeland Security: Protection of EPA Personnel and Infrastructure	\$845	\$1,030	\$1,530	\$500
Subtotal, Homeland Security	\$32,742	\$34,050	\$45,326	\$11,276
Information Exchange / Outreach				
Exchange Network	\$1,511	\$1,328	\$1,328	\$0
IT / Data Management / Security				
Information Security	\$752	\$659	\$7,859	\$7,200
IT / Data Management	\$20,984	\$13,826	\$16,904	\$3,078
Subtotal, IT / Data Management / Security	\$21,735	\$14,485	\$24,763	\$10,278
Legal / Science / Regulatory / Economic Review				
Alternative Dispute Resolution	\$632	\$832	\$868	\$36
Legal Advice: Environmental Program	\$1,161	\$443	\$461	\$18
Subtotal, Legal / Science / Regulatory / Economic Review	\$1,793	\$1,275	\$1,329	\$54
Operations and Administration				
Central Planning, Budgeting, and Finance	\$26,775	\$26,561	\$28,806	\$2,245
Facilities Infrastructure and Operations	\$81,976	\$68,727	\$71,219	\$2,492
Acquisition Management	\$23,380	\$23,800	\$32,345	\$8,545
Human Resources Management	\$7,200	\$6,202	\$8,476	\$2,274
Financial Assistance Grants / IAG Management	\$4,224	\$3,210	\$4,403	\$1,193
Subtotal, Operations and Administration	\$143,554	\$128,500	\$145,249	\$16,749
Research: Sustainable Communities				
Research: Sustainable and Healthy Communities	\$13,458	\$16,463	\$16,927	\$464
Research: Chemical Safety for Sustainability				
Health and Environmental Risk Assessment	\$3,654	\$12,824	\$4,896	-\$7,928
Research: Chemical Safety for Sustainability	\$6,065	\$0	\$8,060	\$8,060
Subtotal, Research: Chemical Safety for Sustainability	\$9,719	\$12,824	\$12,956	\$132
Superfund Cleanup				
Superfund: Emergency Response and Removal	\$233,104	\$190,000	\$199,835	\$9,835

Program Project by Program Area

	FY 2021 Final Actuals	FY 2022 Annualized CR	FY 2023 President's Budget	FY 2023 President's Budget v. FY 2022 Annualized CR
Superfund: EPA Emergency Preparedness	\$7,555	\$7,700	\$8,056	\$356
Superfund: Federal Facilities	\$24,264	\$21,800	\$36,272	\$14,472
Superfund: Remedial	\$639,714	\$589,000	\$454,601	-\$134,399
Subtotal, Superfund Cleanup	\$904,636	\$808,500	\$698,764	-\$109,736
Total, Hazardous Substance Superfund	\$1,326,363	\$1,205,811	\$1,154,168	-\$51,643
Leaking Underground Storage Tanks				
Enforcement				
Civil Enforcement	\$625	\$620	\$653	\$33
Operations and Administration				
Central Planning, Budgeting, and Finance	\$343	\$416	\$448	\$32
Facilities Infrastructure and Operations	\$932	\$836	\$724	-\$112
Acquisition Management	\$245	\$132	\$132	\$0
Subtotal, Operations and Administration	\$1,520	\$1,384	\$1,304	-\$80
Underground Storage Tanks (LUST / UST)				
LUST / UST	\$9,561	\$9,470	\$9,811	\$341
LUST Cooperative Agreements	\$55,438	\$55,040	\$55,040	\$0
LUST Prevention	\$25,383	\$25,369	\$26,669	\$1,300
Subtotal, Underground Storage Tanks (LUST / UST)	\$90,382	\$89,879	\$91,520	\$1,641
Research: Sustainable Communities				
Research: Sustainable and Healthy Communities	\$303	\$320	\$337	\$17
Total, Leaking Underground Storage Tanks	\$92,830	\$92,203	\$93,814	\$1,611
Inland Oil Spill Programs				
Compliance				
Compliance Monitoring	\$132	\$139	\$2,146	\$2,007
Underground Storage Tanks (LUST / UST)				
LUST / UST	\$0	\$0	\$0	\$0
Enforcement				
Civil Enforcement	\$2,532	\$2,413	\$2,538	\$125
Oil				
Oil Spill: Prevention, Preparedness and Response	\$15,160	\$16,200	\$20,503	\$4,303
Operations and Administration				

Program Project by Program Area

	FY 2021 Final Actuals	FY 2022 Annualized CR	FY 2023 President's Budget	FY 2023 President's Budget v. FY 2022 Annualized CR
Facilities Infrastructure and Operations	\$628	\$682	\$641	-\$41
Research: Sustainable Communities				
Research: Sustainable and Healthy Communities	\$1,149	\$664	\$674	\$10
Total, Inland Oil Spill Programs	\$19,601	\$20,098	\$26,502	\$6,404
State and Tribal Assistance Grants				
State and Tribal Assistance Grants (STAG)				
Infrastructure Assistance: Alaska Native Villages	\$36,607	\$36,186	\$40,000	\$3,814
Brownfields Projects	\$101,296	\$90,982	\$130,982	\$40,000
Infrastructure Assistance: Clean Water SRF	\$1,788,798	\$1,638,826	\$1,638,847	\$21
Infrastructure Assistance: Drinking Water SRF	\$1,224,269	\$1,126,088	\$1,126,095	\$7
Infrastructure Assistance: Mexico Border	\$19,591	\$30,000	\$30,000	\$0
Diesel Emissions Reduction Grant Program	\$87,360	\$90,000	\$150,000	\$60,000
Targeted Airshed Grants	\$52,895	\$59,000	\$59,000	\$0
San Juan Watershed Monitoring (formerly Gold King Mine Water Monitoring)**	\$6,363	\$4,000	\$4,000	\$0
Safe Water for Small & Disadvantaged Communities	\$45,312	\$26,408	\$80,002	\$53,594
Reducing Lead in Drinking Water	\$40,053	\$21,511	\$182,002	\$160,491
Lead Testing in Schools	\$19,430	\$26,500	\$36,500	\$10,000
Drinking Water Infrastructure Resilience and Sustainability	\$0	\$4,000	\$25,000	\$21,000
Technical Assistance for Wastewater Treatment Works (formerly Technical Assistance for Treatment Works)**	\$0	\$18,000	\$18,000	\$0
Sewer Overflow and Stormwater Reuse Grants (formerly Sewer Overflow and Stormwater Control Grants)**	\$6,308	\$40,000	\$280,000	\$240,000
Water Infrastructure Workforce Investment (formerly Water Infrastructure and Workforce Investment)**	\$0	\$3,000	\$17,711	\$14,711
Technical Assistance and Grants for Emergencies (SDWA)	\$0	\$0	\$35,000	\$35,000
Technical Assistance and Grants for Emergencies, Small Systems	\$0	\$0	\$15,000	\$15,000
Source Water Petition Program	\$0	\$0	\$5,000	\$5,000
Voluntary Connections to Public Water Systems	\$0	\$0	\$20,000	\$20,000
Underserved Communities Grant to Meet SDWA Requirements	\$0	\$0	\$50,000	\$50,000
Small System Water Loss Identification and Prevention	\$0	\$0	\$50,000	\$50,000
Midsize and Large Drinking Water System Infrastructure Resilience and Sustainability	\$0	\$0	\$50,000	\$50,000
Indian Reservation Drinking Water Program	\$0	\$0	\$50,000	\$50,000
Advanced Drinking Water Technologies	\$0	\$0	\$10,000	\$10,000

Program Project by Program Area

	FY 2021 Final Actuals	FY 2022 Annualized CR	FY 2023 President's Budget	FY 2023 President's Budget v. FY 2022 Annualized CR
Clean Water Act Research, Investigations, Training, and Information	\$0	\$0	\$75,000	\$75,000
Wastewater Efficiency Grant Pilot Program	\$0	\$0	\$20,000	\$20,000
Clean Water Infrastructure Resiliency and Sustainability Program	\$0	\$0	\$25,000	\$25,000
Small and Medium Publicly Owned Treatment Works Circuit Rider Program	\$0	\$0	\$10,000	\$10,000
Grants for Low and Moderate income Household Decentralized Wastewater Systems	\$0	\$0	\$50,000	\$50,000
Connection to Publicly Owned Treatment Works	\$0	\$0	\$40,000	\$40,000
Water Data Sharing Pilot Program	\$0	\$0	\$15,000	\$15,000
Stormwater Infrastructure Technology	\$0	\$0	\$5,000	\$5,000
Stormwater Control Infrastructure Project Grants	\$0	\$0	\$10,000	\$10,000
Alternative Water Sources Grants Pilot Program	\$0	\$0	\$25,000	\$25,000
Enhanced Aquifer Use and Recharge	\$0	\$0	\$5,000	\$5,000
Water Sector Cybersecurity	\$0	\$0	\$25,000	\$25,000
Subtotal, State and Tribal Assistance Grants (STAG)	\$3,428,280	\$3,214,501	\$4,408,139	\$1,193,638
Categorical Grants				
Categorical Grant: Nonpoint Source (Sec. 319)	\$180,139	\$177,000	\$188,999	\$11,999
Categorical Grant: Public Water System Supervision (PWSS)	\$110,341	\$112,000	\$132,566	\$20,566
Categorical Grant: State and Local Air Quality Management	\$241,186	\$229,500	\$322,198	\$92,698
Categorical Grant: Radon	\$8,685	\$7,795	\$12,487	\$4,692
Categorical Grant: Pollution Control (Sec. 106)				
<i>Monitoring Grants</i>	\$15,458	\$17,267	\$18,515	\$1,248
<i>Categorical Grant: Pollution Control (Sec. 106) (other activities)</i>	\$212,284	\$212,733	\$233,023	\$20,290
Subtotal, Categorical Grant: Pollution Control (Sec. 106)	\$227,741	\$230,000	\$251,538	\$21,538
Categorical Grant: Wetlands Program Development	\$10,111	\$14,192	\$15,079	\$887
Categorical Grant: Underground Injection Control (UIC)	\$10,604	\$11,164	\$11,387	\$223
Categorical Grant: Pesticides Program Implementation	\$12,148	\$12,294	\$14,027	\$1,733
Categorical Grant: Lead	\$15,895	\$14,275	\$24,639	\$10,364
Resource Recovery and Hazardous Waste Grants (formerly Categorical Grant: Hazardous Waste Financial Assistance)**	\$110,760	\$101,500	\$118,247	\$16,747
Categorical Grant: Pesticides Enforcement	\$24,321	\$24,000	\$25,580	\$1,580
Categorical Grant: Pollution Prevention	\$5,022	\$4,630	\$5,775	\$1,145
Categorical Grant: Toxics Substances Compliance	\$6,151	\$4,760	\$6,877	\$2,117
Categorical Grant: Tribal General Assistance Program	\$69,308	\$66,250	\$85,009	\$18,759
Categorical Grant: Underground Storage Tanks	\$1,475	\$1,475	\$1,505	\$30

Program Project by Program Area

	FY 2021 Final Actuals	FY 2022 Annualized CR	FY 2023 President's Budget	FY 2023 President's Budget v. FY 2022 Annualized CR
Categorical Grant: Tribal Air Quality Management	\$12,964	\$13,415	\$23,126	\$9,711
Categorical Grant: Environmental Information	\$9,866	\$9,336	\$15,000	\$5,664
Categorical Grant: Beaches Protection	\$10,863	\$9,619	\$9,811	\$192
Categorical Grant: Brownfields	\$46,752	\$46,195	\$46,954	\$759
Categorical Grant: Multipurpose Grants	\$14,297	\$10,000	\$10,200	\$200
Subtotal, Categorical Grants	\$1,128,627	\$1,099,400	\$1,321,004	\$221,604
Clean and Safe Water Technical Assistance Grants (formerly Congressional Priorities)**				
Water Quality Research and Support Grants	\$365	\$0	\$0	\$0
Total, State and Tribal Assistance Grants	\$4,557,273	\$4,313,901	\$5,729,143	\$1,415,242
Hazardous Waste Electronic Manifest System Fund				
Resource Conservation and Recovery Act (RCRA)				
RCRA: Waste Management	\$21,498	\$0	\$0	\$0
Operations and Administration				
Central Planning, Budgeting, and Finance	\$154	\$0	\$0	\$0
Total, Hazardous Waste Electronic Manifest System Fund	\$21,652	\$0	\$0	\$0
Water Infrastructure Finance and Innovation Fund				
Ensure Clean Water (formerly Water Quality Protection)**				
Water Infrastructure Finance and Innovation	\$79,800	\$65,000	\$80,344	\$15,344
Total, Water Infrastructure Finance and Innovation Fund	\$79,800	\$65,000	\$80,344	\$15,344
Subtotal, EPA	\$9,378,522	\$9,265,144	\$11,880,841	\$2,615,697
Cancellation of Funds	\$0	-\$27,991	\$0	\$27,991
TOTAL, EPA	\$9,378,522	\$9,237,153	\$11,880,841	\$2,643,688

*For ease of comparison, Superfund transfer resources for the audit and research functions are shown in the Superfund account.

** These program names are proposed for change in the FY 2023 President's Budget.

Agency Resources by Appropriation

Summary of Agency Resources by Appropriation

(Dollars in Thousands)

Appropriation	FY 2021 Actuals	FY 2022 ACR	FY 2023 Pres. Bud.	Delta FY 2023 PB - FY 2022 ACR
Science & Technology (S&T)	\$626,895	\$729,329	\$864,155	\$134,826
Environmental Program & Management (EPM)	\$2,572,857	\$2,761,550	\$3,796,280	\$1,034,730
Inspector General (IG)	\$38,174	\$43,500	\$55,865	\$12,365
Building and Facilities (B&F)	\$43,076	\$33,752	\$80,570	\$46,818
Inland Oil Spill programs (Oil)	\$19,601	\$20,098	\$26,502	\$6,404
Hazardous Substance Superfund (SF) Total	\$1,326,363	\$1,205,811	\$1,154,168	(\$51,643)
<i>-Superfund Program</i>	<i>\$1,290,597</i>	<i>\$1,163,470</i>	<i>\$1,110,738</i>	<i>(\$52,732)</i>
<i>-Inspector General Transfer</i>	<i>\$11,634</i>	<i>\$11,586</i>	<i>\$12,062</i>	<i>\$476</i>
<i>-Science & Technology Transfer</i>	<i>\$24,133</i>	<i>\$30,755</i>	<i>\$31,368</i>	<i>\$613</i>
Leaking Underground Storage Tanks (LUST)	\$92,830	\$92,203	\$93,814	\$1,611
State and Tribal Assistance Grants (STAG) Total	\$4,557,273	\$4,313,901	\$5,729,143	\$1,415,242
<i>-Categorical Grants</i>	<i>\$1,128,627</i>	<i>\$1,099,400</i>	<i>\$1,321,004</i>	<i>\$221,604</i>
<i>-All other STAG</i>	<i>\$3,428,645</i>	<i>\$3,214,501</i>	<i>\$4,408,139</i>	<i>\$1,193,638</i>
Water Infrastructure Finance and Innovation Fund (WIFIA)	\$79,800	\$65,000	\$80,344	\$15,344
Cancellations	\$0	(\$27,991)	\$0	\$27,991*
Agency Total	\$9,378,522	\$9,237,153	\$11,880,841	\$2,643,688

*The FY 2023 President's Budget does not propose a cancellation of funds.

Categorical Program Grants

By National Program and Media

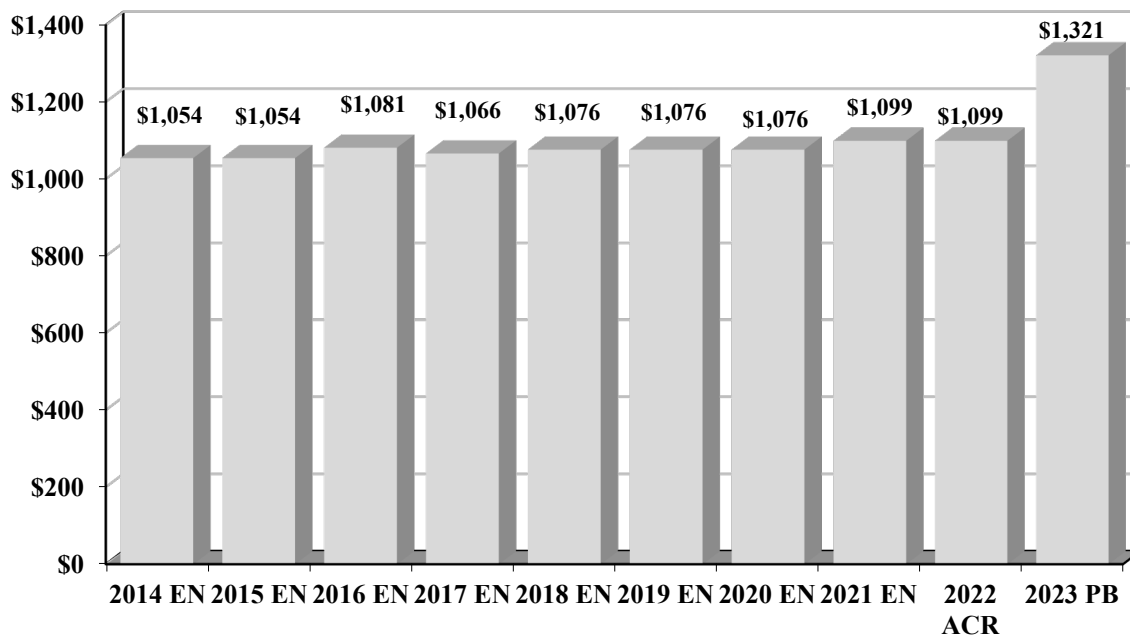
(Dollars in Thousands)

NPM / Grant	FY 2021 Actuals	FY 2022 ACR	FY 2023 Pres Bud	Delta FY 2023 PB - FY 2022 Enacted	% Change FY 2023 PB - FY 2022 Enacted
<u>Air and Radiation</u>					
State and Local Air Quality Management	\$240,412	\$229,500	\$322,198	\$92,698	40.39%
Tribal Air Quality Management	\$12,529	\$13,415	\$23,126	\$9,711	72.39%
Radon	\$8,304	\$7,795	\$12,487	\$4,692	60.19%
	\$261,245	\$250,710	\$357,811	\$107,101	42.72%
<u>Water</u>					
Pollution Control (Sec. 106)	\$225,112	\$230,000	\$251,538	\$21,538	9.36%
Beaches Protection	\$10,642	\$9,619	\$9,811	\$192	2.00%
Nonpoint Source (Sec. 319)	\$179,278	\$177,000	\$188,999	\$11,999	6.78%
Wetlands Program Development	\$10,042	\$14,192	\$15,079	\$887	6.25%
	\$425,074	\$430,811	\$465,427	\$34,616	8.04%
<u>Drinking Water</u>					
Public Water System Supervision (PWSS)	\$110,085	\$112,000	\$132,566	\$20,566	18.36%
Underground Injection Control (UIC)	\$10,509	\$11,164	\$11,387	\$223	2.00%
	\$120,594	\$123,164	\$143,953	\$20,789	16.88%
<u>Hazardous Waste</u>					
Resource Recovery and Hazardous Waste Grants (formerly Hazardous Waste Financial Assistance)*	\$97,142	\$101,500	\$118,247	\$16,747	16.50%
Brownfields	\$46,140	\$46,195	\$46,954	\$759	1.64%
Underground Storage Tanks	\$1,475	\$1,475	\$1,505	\$30	2.03%
	\$144,757	\$149,170	\$166,706	\$17,536	11.76%
<u>Pesticides and Toxics</u>					
Pesticides Program Implementation	\$11,907	\$12,294	\$14,027	\$1,733	14.10%
Lead	\$15,385	\$14,275	\$24,639	\$10,364	72.60%
Toxics Substances Compliance	\$6,075	\$4,760	\$6,877	\$2,117	44.47%
Pesticides Enforcement	\$24,091	\$24,000	\$25,580	\$1,580	6.58%
	\$57,458	\$55,329	\$71,123	\$15,794	28.55%
<u>Multimedia</u>					
Environmental Information	\$9,383	\$9,336	\$15,000	\$5,664	60.67%
Multipurpose Grants	\$14,133	\$10,000	\$10,200	\$200	2.00%
Pollution Prevention	\$4,862	\$4,630	\$5,775	\$1,145	24.73%
Tribal General Assistance Program	\$66,920	\$66,250	\$85,009	\$18,759	28.32%
	\$95,298	\$90,216	\$115,984	\$25,768	28.56%
Total Categorical Grants	\$1,104,426	\$1,099,400	\$1,321,004	\$221,604	20.16%

* Programs have proposed name changes in the FY 2023 President's Budget.

Categorical Program Grants

Categorical Grants
(Dollars in Millions)



Note: EN – Enacted, PB – President’s Budget, ACR – Annualized Continuing Resolution

Categorical Grants

In FY 2023, EPA requests a total of \$1.321 billion for 20 categorical program grants for Tribal governments, states, interstate organizations, non-profit organizations, and inter-Tribal consortia. This represents a \$222 million, or approximately 20 percent, increase above FY 2022 annualized continuing resolution levels to directly support EPA partners. The Agency will continue to pursue its strategy of building and supporting Tribal, state, and local capacity to implement, operate, and enforce the Nation’s environmental laws. Most environmental laws were designed with a decentralized nationwide structure to protect public health and the environment. In this way, environmental goals will ultimately be achieved through the collective actions, programs, and commitments of Tribal, state, and local governments, organizations, and citizens.

In FY 2023, EPA will continue to offer flexibility to Tribal and state governments to manage their environmental programs as well as provide technical and financial assistance to achieve mutual environmental goals. First, EPA and its Tribal and state partners will continue implementing the National Environmental Performance Partnership System (NEPPS). NEPPS is designed to provide states the flexibility to operate their programs, while continuing to emphasize measuring and reporting of environmental results. Second, Performance Partnership Grants (PPGs) will continue to provide Tribes and states the funding flexibility to combine categorical program grants to address environmental priorities and, in some cases, to reduce administrative burden.

HIGHLIGHTS:

State and Local Air Quality Management & Tribal Air Quality Management

The FY 2023 President's Budget includes \$345.3 million for grants to support State and Local and Tribal Air Quality Management programs. Grant funds for State and Local Air Quality Management and Tribal Air Quality Management are requested in the amounts of \$322.2 million and \$23.1 million, respectively. These funds provide resources to multi-state, state, local, and Tribal air pollution control agencies for the development and implementation of programs for the prevention and control of air pollution and for the implementation of National Ambient Air Quality Standards (NAAQS) set to protect public health and the environment.

In FY 2023, EPA will continue to work with state and local air pollution control agencies to develop and implement State Implementation Plans (SIPs) for NAAQS, monitor industry compliance with EPA stationary source regulations, develop plans for regional haze, and develop and operate air quality monitoring networks. EPA also will continue to work with federally recognized Tribal governments, nationwide, to develop and implement Tribal air quality management programs and to build Tribal air quality management capacity.

Increased funding requested in both grant programs will help expand the efforts of Tribal, state, and local air pollution control agencies to implement their programs and to accelerate immediate on-the-ground efforts to reduce and prevent greenhouse gases, such as expanding state- and local-level deployment of renewable energy sources and energy efficiency programs; ensuring safe and effective oil and gas well pollution management and prevention to reduce volatile organic compounds (VOC) and methane emissions in communities across the Nation; supporting state and local government development of policies and programs to facilitate build-out of electric vehicle charging station infrastructure; and supporting programs to improve transportation options and reduce disproportionate exposure to traffic emissions in underserved communities. Through this funding, EPA will support environmental justice by increasing air quality monitoring in minority, low-income, and marginalized communities that are and have been overburdened with disproportionate environmental or public health risks resulting from exposure to pollution.

State Indoor Air Radon Grants

The FY 2023 request includes approximately \$12.5 million for grants to support State Indoor Air Radon Grant (SIRG) programs. EPA assists Tribes and states through the SIRG program, which provides categorical grants to develop, implement, and enhance programs that assess and mitigate radon risk. EPA provides guidance to Tribes and states to promote and spread effective strategies for reducing indoor radon public health risks. EPA also works with Tribes and states to support targeting SIRG funding to reduce risks for low-income populations that lack resources to mitigate radon risk on their own.

Wetlands Grants

In FY 2023, EPA requests \$15.1 million for Wetlands Program Development Grants, which provide technical and financial assistance to Tribes, states, and local governments. These grants support development of Tribal and state wetland programs that further the national goal of an overall increase in the acreage and condition of wetlands. The Wetland Program Development Grants are EPA's primary resource for supporting Tribal and state wetland program development.

Categorical Program Grants

Wetland grants are used to develop new, or refine existing, Tribal and state wetland programs in one or more of the following areas: monitoring and assessment, voluntary restoration and protection, regulatory programs including Section 401 certification and Section 404 assumption, and wetland water quality standards.

Public Water System Supervision Grants

In FY 2023, EPA requests \$132.6 million for Public Water System Supervision (PWSS) grants. These grants assist Tribes and states to implement and enforce National Primary Drinking Water Regulations to ensure the safety of the Nation's drinking water resources and to protect public health. Through this funding, EPA and Tribal, state, and local governments will build on current efforts to identify, prevent, and protect drinking water from known and emerging contaminants that potentially endanger public health. All these activities help address health-based violations, water supply shortages, and provide operational efficiencies that protect the Nation's infrastructure investment.

Beaches Protection

In FY 2023, EPA requests \$9.8 million for Beaches Protection grants. The beach grant program awards grants to eligible Tribes, coastal and Great Lakes states, and territories to improve water quality monitoring at beaches and to notify the public of beach advisories and closings. The beach grant program is a collaborative effort between EPA, Tribes, states, territories, and local governments to help ensure that coastal and Great Lakes recreational waters are safe for swimming.

Nonpoint Source (NPS) (Section 319)

In FY 2023, EPA requests \$189 million for Nonpoint Source Program grants to states, territories, and Tribes. These grants enable states to use a range of tools to implement their programs including: both non-regulatory and regulatory programs, technical assistance, financial assistance, education, training, technology transfer, and demonstration projects. The request also eliminates, for FY 2023, the statutory one third of one percent cap on Clean Water Act Section 319 Nonpoint Source Pollution grants that may be awarded to Tribes, allowing the Agency to provide Tribal funding at the Agency's discretion in accordance with Tribal needs. EPA will work collaboratively with the U.S. Department of Agriculture (USDA) in high priority, focused watersheds to address agricultural nonpoint source pollution. The goal of this collaboration is to coordinate agency efforts, thereby increasing conservation on the ground to better protect water resources from nonpoint sources of pollution, including nitrogen and phosphorus.

Pollution Control (Clean Water Act Section 106 Grants)

EPA's FY 2023 request includes \$251.5 million for Water Pollution Control grants to Tribal, state, and interstate water quality programs. These water quality funds assist Tribal and state efforts to restore and maintain the quality of the Nation's waters through water quality standards, improved water quality monitoring and assessment, implementation of Total Maximum Daily Loads (TMDLs) and other watershed-related plans, and to operate the National Pollutant Discharge Elimination System (NPDES) permit program.

In FY 2023, EPA requests that \$18.5 million of the Section 106 program funding be provided to Tribes and states that participate in national- and state-level statistical surveys of water resources,

Categorical Program Grants

as well as for enhancements to state monitoring programs.

Lead Grants

The FY 2023 request includes \$24.6 million to provide support to authorized Tribal and state programs that administer training and certification programs for lead professionals and renovation contractors engaged in lead-based paint abatement and renovation, repair, and painting activities, as well as accreditation of training providers. The grants also will provide assistance, using a targeted approach, to Tribes and states interested in becoming authorized to run the Renovation, Repair and Painting (RRP) Program. Further, this assistance supports Tribal, state and local efforts to reduce the disparities in blood lead levels between low-income children and non-low-income children, and provides targeted support to authorized programs focused on reducing exposure to lead-based paint across the Nation, with an emphasis on better serving EJ communities and other susceptible and underserved sub-populations. Activities conducted under the Program by EPA and its partners will be aligned with the objectives of the *Federal Action Plan to Reduce Childhood Lead Exposures and Associated Health Impacts* (Federal Lead Action Plan).

Pollution Prevention

In FY 2023, EPA requests \$5.8 million for the Pollution Prevention (P2) grants program. The P2 Program is one of the Agency's primary tools for advancing national environmental stewardship, pollution reduction and elimination, source reduction, and sustainability goals through targeted and coordinated partnerships and initiatives with federal, Tribal, and state government partners, businesses, communities, and individuals. These partnerships and initiatives alleviate environmental problems by achieving: significant reductions in the generation of hazardous releases to air, water, and land; reductions in the use or inefficient use of hazardous materials in support of chemical safety; reductions in the generation of greenhouse gases in support of the Administration's climate change initiatives; and reductions in the use of water through system improvements in support of national infrastructure. As a result of implementing these preventative approaches, the P2 Program helps businesses and others reduce costs and access market opportunities while concurrently advancing the Agency's priorities to take action on climate change, better support EJ communities, and promote sustainability initiatives that support U.S. Government-wide goals and objectives. Increased funding will provide additional technical assistance to businesses, particularly small- and medium-sized firms in underserved communities, to help them: identify, develop, and implement cost-effective approaches for reducing or eliminating pollution at the source; better understand conformance with and access to EPA Recommended Standards and Ecolabels, and have better understanding of and access to EPA's Safer Choice, Green Chemistry, and sustainability programming.

Underground Storage Tanks

In FY 2023, EPA requests \$1.5 million for the Underground Storage Tanks (UST) grants program. Grants are provided to states, under the Solid Waste Disposal Act, to improve and enhance UST programs. STAG funds may be used for prevention activities that are not specifically spelled out in the Energy Policy Act (EPA Act) of 2005 such as: applying for state program approval to operate the UST Program in lieu of the federal program, updating UST regulations, and providing compliance assistance. EPA anticipates that all states with state program approval (SPA) will have program renewal by the end of FY 2023. In addition, EPA anticipates several new states will apply and be approved for SPA for the first time by the end of FY 2023.

Categorical Program Grants

Underground Injection Control (UIC) Grants

In FY 2023, EPA requests \$11.4 million for the Underground Injection Control (UIC) grants program. Grants are provided to states that have primary enforcement authority (primacy) to implement and maintain UIC programs. The funding allows for the implementation of the UIC program, including for states and Tribes to administer UIC permitting programs, provide program oversight, implementation tools, and public outreach, and ensure that injection wells are safely operated. In addition, EPA will continue to process primacy applications and permit applications for Class VI geological sequestration wells.

Multipurpose Grants

In FY 2023, EPA requests \$10.2 million for the Multipurpose Grants program. These flexible grants allow Tribal nations and states the flexibility to fund high-priority activities that complement work being funded under established environmental statutes to protect human health and the environment. Recognizing that environmental challenges vary due to factors such as geography, population density, and economic activities, this program provides EPA's partners with flexibility to target funds to their highest priority efforts, such as addressing emerging contaminants, advancing EJ for communities, and addressing climate change.

Tribal General Assistance Program Grants

In FY 2023, EPA requests \$85 million in General Assistance Program (GAP) grants to provide Tribes with a foundation to build their capacity to address environmental issues on Indian lands. This request will assist EPA's partnership and collaboration with Tribes to address environmental program responsibilities and challenges. Resources will support activities to help Tribes transition from capacity development to program implementation and support the development of EPA-Tribal Environmental Plans (ETEPs) to identify EPA and Tribal responsibilities for ensuring environmental and public health responsibilities in Tribal communities. These grants will assist Tribal governments in building environmental capacity to assess environmental conditions, utilize available federal and other information, and build and administer environmental programs tailored to their unique needs.

Pesticide Enforcement and Toxics Substances Compliance Grants

The FY 2023 request includes \$32.5 million to build environmental partnerships with Tribes and states that strengthen their ability to address environmental and public health threats from pesticides and toxic substances. The compliance monitoring and enforcement state grants request consists of \$25.6 million for Pesticides Enforcement and \$6.9 million for Toxic Substances Compliance grants. Tribal and State compliance and enforcement grants will be awarded to assist in the implementation of compliance and enforcement provisions of the Toxic Substances Control Act (TSCA) and the Federal Insecticide, Fungicide, and Rodenticide Act (FIFRA).

The Toxic Substances Compliance Monitoring grant program creates environmental partnerships with states and Tribes to strengthen their ability to address environmental and public health threats from toxic substances. More specifically, the Program funds activities that protect the public and the environment from hazards associated with exposure to polychlorinated biphenyls (PCBs), asbestos, and lead-based paint. These grants will support the increase of newly authorized state programs, ensure current authorized states are fully funded to continue work, as well as help

Categorical Program Grants

address EJ concerns in overburdened and vulnerable communities. Activities conducted under the Program by EPA and its partners associated with lead-based paint exposure protection will be aligned with the objectives of the Federal Action Plan to Reduce Childhood Lead Exposures and Associated Health Impacts (Federal Lead Action Plan).

Under the Pesticides Enforcement grant program, EPA provides resources to states and Tribes to conduct FIFRA compliance inspections, take appropriate enforcement actions, and implement programs for farm worker protection. The Program also sponsors training for Tribal and state inspectors, through the Pesticide Inspector Residential Program (PIRT), and for Tribal and state managers through the Pesticide Regulatory Education Program (PREP). These grants will help Tribes and states rebuild programmatic capabilities between EPA and its partners, provide vital laboratory capacity, protect the environment from harmful chemicals and pesticides, and help address EJ concerns in overburdened and vulnerable communities.

Pesticides Program Implementation Grants

The FY 2023 request includes \$14.0 million for Pesticides Program Implementation grants. These resources translate pesticide regulatory decisions made at the national level into results at the local level and help Tribal, state, and other pesticide programs stay current with changing requirements, science, and technology, while incorporating EJ principles into their programs. These grants will assist Tribes, states, , and other partners, including universities, non-profit organizations, other federal agencies, pesticide users, environmental groups, and other entities to assist in strengthening and implementing EPA pesticide programs, focusing on issues such as worker safety activities, including worker protection and certification and training of pesticide applicators, protection of endangered species, protection of water resources from pesticides, protection of pollinators, and promotion of environmental stewardship and Integrated Pest Management (IPM)-related activities. Increased resources will be used to support state efforts to focus on: worker safety activities, vulnerable and limited English-speaking communities, and expanded grant assistance to Tribes and territories. Through this expanded assistance, EPA and its partners better protect human health and the environment from pesticide risk while helping stakeholders realize the value of pesticide availability by considering the economic, social, and environmental costs and benefits of the use of pesticides with additional EJ considerations.

Environmental Information Grants

In FY 2023, EPA requests \$15.0 million for the Environmental Information Exchange Network (EN) grant program. The EN grants provide funding to federally recognized Tribes, states, territories, and Tribal consortia to support their participation in the EN. These grants help EN partners acquire and develop the hardware and software needed to connect to the EN; use the EN to collect, report, access, and analyze the data they need with greater efficiency; and integrate environmental data across programs. In collaboration with EPA, the Tribes and states accept the EN as the standard approach for EPA and state data sharing. The grant program provides the funding to make this approach a reality. Specifically, grants will be used to develop publishing services, develop desktop and mobile applications that can send and receive data via the network, expand the network to new priority data systems, transition network services to an EPA-hosted cloud-based node, increase data sharing among partners, bring electronic reporting into compliance with the Cross-Media Electronic Reporting Rule (CROMERR) using EPA hosted shared services, as well as other priorities.

Categorical Program Grants

In FY 2023, the EN Grant Program will prioritize increasing the Data and IT management capacity of Tribal and territorial partners to increase their participation in the EN and support capacity building for Tribes and territories with the inclusion of mentoring resources for first-time Tribal and territorial applicants. EPA will provide a minimum of \$5.6 million to Tribal & territorial grantees from within the overall EN Grant program. Additionally, EPA will continue to work agencywide to improve the leveraging of grant resources that sustain Tribal data and IT management activities.

Resource Recovery and Hazardous Waste Grants

In FY 2023, EPA requests \$118.2 million for Resource Recovery and Hazardous Waste (formerly Hazardous Waste Financial Assistance) grants. Resource Recovery and Hazardous Waste grants are used for the implementation of the Resource Conservation and Recovery Act (RCRA) hazardous waste program, which includes permitting, authorization, waste minimization, enforcement, and corrective action activities.

Within the FY 2023 request, \$10 million will be allocated to a grant program focused on improving solid waste management infrastructure and post-consumer materials management. This investment will use the authority provided in the Save our Seas 2.0 Act,¹ which was passed by Congress in December 2020. The Solid Waste Infrastructure for Recycling (SWIFR) financing program will help reduce waste, reduce greenhouse emissions, and create jobs. The Agency has proposed bill language in the STAG appropriation as a line item categorical grant for this pilot, which contains inclusive language (e.g., Tribes, states, Alaska Native Villages, former Indian reservations in Oklahoma and inter-Tribal consortia).

Brownfields Grants

In FY 2023, EPA requests \$46.9 million for the Brownfields grant program that provides assistance to Tribes and states to establish core capabilities and enhance their Tribal and state Brownfields response programs. These response programs address contaminated brownfields sites that do not require federal action but need assessment and/or cleanup before they can be ready for reuse. Tribes and states may use grant funding under this program for a number of areas, including: to develop a public record, create an inventory of brownfields sites, develop oversight and enforcement authorities, conduct public education and opportunities for public participation, develop mechanisms for approval of cleanup plans and certification that cleanup efforts are completed, purchase environmental insurance, develop tracking and management systems for land use, and conduct site specific activities such as assessments and cleanups at brownfields sites.

¹ For additional information, please visit: <https://www.congress.gov/116/plaws/publ224/PLAW-116publ224.pdf>.

Drinking Water State Revolving Fund (DWSRF) Resources

Clean Water State Revolving Fund (CWSRF) Resources

State-by-State Distribution of Actual and Estimated Obligations

Fiscal Years 2021 to 2023 – Dollars in Thousands

The following tables show state-by-state distribution of resources for EPA’s two largest State and Tribal Grant Programs, the Drinking Water State Revolving Fund and the Clean Water State Revolving Fund.

SRF Obligations by State

**Infrastructure Assistance:
Drinking Water State Revolving Fund (SRF)**
(Dollars in Thousands)

STATE OR TERRITORY	FY 2021 Actual	FY 2022 ACR	FY 2023 PB
	ACT. OBLIG.	EST. OBLIG.	EST. OBLIG.
Alabama	\$23,934	\$23,470	\$23,470
Alaska	\$11,001	\$10,888	\$10,888
American Samoa	\$4,144	\$4,101	\$4,101
Arizona	\$23,347	\$19,581	\$19,581
Arkansas	\$16,551	\$16,380	\$16,380
California	\$105,693	\$96,047	\$96,053
Colorado	\$21,936	\$21,512	\$21,512
Connecticut	\$11,001	\$10,888	\$10,888
Delaware	\$11,100	\$10,888	\$10,888
District of Columbia	\$12,104	\$10,888	\$10,888
Florida	\$43,635	\$42,859	\$42,859
Georgia	\$26,596	\$25,657	\$25,657
Guam	\$3,852	\$3,813	\$3,813
Hawaii	\$11,366	\$10,888	\$10,888
Idaho	\$11,001	\$10,888	\$10,888
Illinois	\$41,893	\$41,078	\$41,078
Indiana	\$16,969	\$16,642	\$16,642
Iowa	\$160	\$17,248	\$17,248
Kansas	\$12,879	\$12,632	\$12,632
Kentucky	\$18,294	\$17,941	\$17,941
Louisiana	\$16,616	\$16,296	\$16,296
Maine	\$11,100	\$10,888	\$10,888
Maryland	\$20,338	\$19,945	\$19,945
Massachusetts	\$25,763	\$25,263	\$25,263
Michigan	\$27,345	\$26,726	\$26,726
Minnesota	\$16,946	\$16,620	\$16,620
Mississippi	\$11,842	\$11,720	\$11,720
Missouri	\$19,394	\$19,194	\$19,194
Montana	\$11,100	\$10,888	\$10,888
Nebraska	\$11,100	\$10,888	\$10,888
Nevada	\$13,118	\$12,621	\$12,621
New Hampshire	\$11,100	\$10,888	\$10,888
New Jersey	\$19,060	\$18,582	\$18,582
New Mexico	0	\$10,888	\$10,888
New York	\$45,347	\$44,464	\$44,464
North Carolina	\$34,097	\$33,435	\$33,435
North Dakota	\$11,405	\$10,888	\$10,888
Northern Mariana Islands	\$3,886	\$3,210	\$3,210
Ohio	\$27,923	\$27,382	\$27,382
Oklahoma	\$15,596	\$15,435	\$15,435
Oregon	\$14,606	\$14,325	\$14,325
Pennsylvania	\$34,205	\$33,525	\$33,525
Puerto Rico	\$22,111	\$10,888	\$10,888
Rhode Island	\$11,100	\$10,888	\$10,888
South Carolina	\$14,740	\$14,100	\$14,100
South Dakota	\$11,100	\$10,888	\$10,888
Tennessee	\$19,284	\$18,911	\$18,911
Texas	\$173,295	\$85,314	\$85,315
Utah	\$11,100	\$10,888	\$10,888
Vermont	\$11,100	\$10,888	\$10,888
Virgin Islands, U.S.	\$5,265	\$5,207	\$5,207
Virginia	\$18,114	\$17,764	\$17,764
Washington	\$24,576	\$24,323	\$24,323
West Virginia	\$11,100	\$10,888	\$10,888
Wisconsin	\$18,922	\$18,556	\$18,556
Wyoming	\$11,011	\$10,888	\$10,888
Tribal Resources	\$14,865	\$22,522	\$22,522
Non-state Resources	\$17,243 ^{1,3,4,5,6,7}	\$14,815 ^{1,2}	\$14,815 ^{1,2}
TOTAL:	\$1,224,269	\$1,126,088	\$1,126,095

SRF Obligations by State

Notes:

1. Section 424 P.L. 114-113 which amended the CWA provides EPA the authority to retain up to 0.25 percent of CWSRF and DWSRF appropriated funds for American Iron and Steel Management Oversight.
2. UCMR set aside – These funds are a set-aside of the DWSRF program (\$2 million annually) to pay for the cost of monitoring for unregulated contaminants at systems serving fewer than 10,000 people. EPA uses the Unregulated Contaminant Monitoring (UCM) program to collect data for contaminants suspected to be present in drinking water, but that do not have health-based standards set under the Safe Drinking Water Act (SDWA) and these funds are for the administration, management, and oversight associated with the American Iron and Steel Requirement. 0.25% is set-aside from the DWSRF for this purpose.
3. Interagency Agreement with the Indian Health Service – to provide services to increase basic sanitation access by providing wastewater infrastructure to Indian Tribes.
4. Payroll to support Drinking Water State Revolving Fund: Infrastructure Assistance.
5. Funds were used by the Agency for working capital fund in support of the 2019 Disaster Relief Act.
6. Contract to Process Applications Inc. to provide technical support for Drinking Water Optimization training, conduct performance evaluations, and provide microbial performance-based training.
7. National Older Worker Career Center - Senior environmental employee program grant for enrollees to work in regions.

SRF Obligations by State

**Infrastructure Assistance:
Clean Water State Revolving Fund (SRF)**
(Dollars in Thousands)

	FY 2021 Actual	FY 2022 ACR	FY 2023 PB
STATE OR TERRITORY	ACT. OBLIG.	EST. OBLIG.	EST. OBLIG.
Alabama	\$17,946	\$17,947	\$17,948
Alaska	\$9,606	\$9,606	\$9,606
American Samoa	\$8,701	\$8,701	\$8,701
Arizona	\$18,649	\$10,841	\$10,841
Arkansas	\$10,499	\$10,500	\$10,500
California	\$119,054	\$114,793	\$114,794
Colorado	\$12,838	\$12,839	\$12,839
Connecticut	\$19,662	\$19,663	\$19,663
Delaware	\$7,879	\$7,879	\$7,880
District of Columbia	\$8,165	\$7,879	\$7,880
Florida	\$90,234	\$54,179	\$54,179
Georgia	\$21,944	\$27,138	\$27,138
Guam	\$6,296	\$6,296	\$6,296
Hawaii	\$12,443	\$12,431	\$12,431
Idaho	\$7,879	\$7,879	\$7,880
Illinois	\$72,587	\$72,591	\$72,592
Indiana	\$38,679	\$38,682	\$38,682
Iowa	\$21,722	\$21,723	\$21,723
Kansas	\$14,487	\$14,488	\$14,488
Kentucky	\$20,427	\$20,428	\$20,428
Louisiana	\$17,643	\$17,644	\$17,645
Maine	\$12,424	\$12,425	\$12,425
Maryland	\$38,817	\$38,820	\$38,820
Massachusetts	\$54,491	\$54,495	\$54,495
Michigan	\$69,010	\$69,014	\$69,015
Minnesota	\$29,499	\$29,501	\$29,501
Mississippi	\$14,460	\$14,461	\$14,461
Missouri	\$44,492	\$44,495	\$44,495
Montana	\$7,879	\$7,879	\$7,880
Nebraska	\$8,209	\$8,210	\$8,210
Nevada	\$7,879	\$7,879	\$7,880
New Hampshire	\$16,039	\$16,040	\$16,040
New Jersey	\$65,585	\$65,589	\$65,590
New Mexico	\$7,879	\$7,879	\$7,880
New York	\$177,146	\$177,160	\$177,160
North Carolina	\$57,556	\$28,968	\$28,968
North Dakota	\$7,879	\$7,879	\$7,880
Northern Mariana Islands	\$4,044	\$4,044	\$4,044
Ohio	\$90,352	\$90,358	\$90,359
Oklahoma	\$12,967	\$12,967	\$12,968
Oregon	\$18,130	\$18,132	\$18,132
Pennsylvania	\$63,575	\$63,579	\$63,579
Puerto Rico	\$20,933	\$20,934	\$20,934
Rhode Island	\$10,777	\$10,777	\$10,777
South Carolina	\$32,712	\$16,443	\$16,443
South Dakota	\$7,879	\$7,879	\$7,880
Tennessee	\$23,315	\$23,316	\$23,317
Texas	\$145,988	\$73,361	\$73,362
Utah	\$8,457	\$8,457	\$8,457
Vermont	\$7,879	\$7,879	\$7,880
Virgin Islands, U.S.	\$0	\$5,050	\$5,050
Virginia	\$32,846	\$32,848	\$32,848
Washington	\$27,910	\$27,912	\$27,913
West Virginia	\$25,019	\$25,021	\$25,021
Wisconsin	\$43,389	\$43,392	\$43,392
Wyoming	\$7,879	\$7,879	\$7,880
Tribal Resources	\$21,380	\$32,777	\$32,777
Non-state Resources	\$6,783 ^{1,2,3,4,5}	\$1,100 ¹	\$1,000 ¹
TOTAL:	\$1,788,798	\$1,638,826	\$1,638,847

SRF Obligations by State

Notes:

1. Section 424 of P.L. 114-113, which amended the CWA, provides EPA the authority to retain up to 0.25 percent of CWSRF and DWSRF appropriations for American Iron and Steel Management and Oversight.
2. Funds were used by the Agency for working capital fund in support of the 2019 Disaster Relief Act.
3. Interagency Agreement with the Indian Health Service to provide services to increase basic sanitation access by providing wastewater infrastructure to Indian Tribes.
4. National Older Worker Career Center - Senior environmental employee program grant for enrollees to work in regions.
5. Payroll to support Clean Water State Revolving Fund: Infrastructure Assistance.

Infrastructure/STAG Project Financing

Infrastructure and Special Projects Funds

The FY 2023 President's Budget requests a total of \$4.4 billion for EPA's Infrastructure programs in the State and Tribal Assistance Grant (STAG) and Water Infrastructure Finance and Innovation Act (WIFIA) accounts. In FY 2023, EPA will continue implementing the Water Infrastructure Improvements for the Nation Act of 2016 (WIIN) and America's Water Infrastructure Act of 2018 (AWIA) and begin implementing the Drinking Water and Wastewater Infrastructure Act (DWWIA) to address water infrastructure challenges throughout the Nation while promoting resiliency to climate change. Infrastructure programs include: the State Revolving Funds (SRFs), WIFIA, Alaska Native Villages, DWWIA, WIIN, and AWIA water programs, and Brownfields Projects.

With funds provided to the SRFs and technical assistance funding through EPA's operating programs, in FY 2023, EPA will continue its effort to build the capacity of local utilities, private investors, and state programs to expand their contribution to the array of funding options to meet future infrastructure needs. Infrastructure and targeted project funding, under the STAG appropriation, provides financial assistance to states, municipalities, and Tribal governments to fund a variety of drinking water, wastewater, air, and brownfields environmental projects. These funds help fulfill the federal government's commitment to help our Tribal, state, and local partners comply with federal environmental requirements to ensure public health and revitalize contaminated properties.

By providing STAG funds to capitalize the SRF programs, EPA enables the states to provide low-cost loans and grants to municipalities for infrastructure construction. All drinking water and wastewater projects are funded based on state-developed priority lists. Through the SRF set-asides, grants are available to Indian Tribes and United States territories for infrastructure projects. The resources included in this budget request will enable the Agency, in conjunction with EPA's Tribal, state, and local partners, to achieve important goals related to climate change, equity, and jobs.

Capitalizing Drinking Water and Clean Water State Revolving Funds

The Drinking Water and Clean Water SRF programs demonstrate a true partnership between states, localities, and the federal government. These programs provide federal financial assistance, in the form of capitalization grants, to states to protect the Nation's water resources. These funds are used for the construction of drinking water and wastewater infrastructure and treatment facilities. The state revolving funds are two important elements of the Nation's substantial investment in sewage treatment and drinking water systems, which provide Americans with significant benefits in the form of reduced water pollution and safer drinking water.

This federal investment also will support the continued work of the SRFs in ensuring that small and underserved communities have tools available to help address their pressing water infrastructure and other water quality needs. Many small systems face significant investment needs critical for the public health and environmental safety of the towns and cities they serve. EPA will focus on issues such as: financial planning for future infrastructure investments (applications,

exploring financing options, planning and design); expanding current work with states to identify additional financing opportunities for small communities; and enhancing collaboration with USDA on training, technical assistance, and funding opportunities for small communities. To maintain a focus on communities most in need, states are required to provide a portion of their capitalization grant as additional subsidization to underserved communities in their state.

EPA will continue to provide financial assistance for wastewater and other water projects through the Clean Water State Revolving Fund (CWSRF). CWSRF projects also include estuary, storm water, and sewer overflow projects. The dramatic progress made in improving the quality of wastewater treatment since the 1970s is a national success. In 1972, only 78.2 million people were served by secondary or advanced wastewater treatment facilities. As of 2012 (from the most recent Clean Watersheds Needs Survey), over 99 percent of Publicly Owned Treatment Works, serving 234 million people, use secondary treatment or better. Water infrastructure projects, supported by the program, contribute to direct ecosystem improvements by lowering the amount of nutrients and toxic pollutants in all types of surface waters.

The FY 2023 request includes almost \$1.639 billion in funding for the CWSRF. Total CWSRF funding provided for projects from 1988 through 2021 exceeds \$153 billion. This total includes loan repayments, state match dollars, as well as other funding sources. EPA estimates that for every federal dollar that has been contributed, over three dollars have been made available to municipalities to fund infrastructure projects.

The FY 2023 request includes \$1.126 billion in funding for the Drinking Water State Revolving Fund (DWSRF). The total DWSRF funding made available for loans from 1997 through June 2021 exceeds \$48.5 billion. This total includes loan repayments, state match dollars, as well as other funding sources. EPA estimates that for every federal dollar that has been contributed, approximately two dollars have been made available to municipalities to fund infrastructure projects. The DWSRF helps address the costs of ensuring safe drinking water supplies and assists small communities in meeting their responsibilities.

Tribal communities are often in need of assistance given aging or inadequate sanitation and drinking water infrastructure, which can cause significant public health concerns. To help address this situation, EPA is requesting a Tribal funding floor of two percent, or \$30 million for the CWSRF and \$20 million for the DWSRF, whichever is greater, of the funds appropriated in FY2023.

For FY 2023, EPA requests that not less than 10 percent, but not more than 20 percent, of CWSRF funds and not less than 20 percent, but not more than 30 percent, of DWSRF funds be made available to each state to be used to provide additional subsidy to eligible recipients in the form of forgiveness of principal, negative interest loans, or grants (or a combination of these). For FY 2023, the EPA will encourage states to utilize the subsidy to assist small drinking water and wastewater systems with standards compliance. AWIA requires that states provide 6 percent to 35 percent of each state's capitalization grant as subsidy to assist overburdened and underserved communities.

For FY 2023, EPA also requests a \$12 million set-aside from the DWSRF to implement the

expansion of the Unregulated Contaminant Monitoring Rule (UCMR) program. The 1996 Safe Drinking Water Act (SDWA) established the current UCMR program, including statutory provisions that require EPA to coordinate and pay the monitoring costs for a representative selection of small water systems that serve fewer than 10,000 individuals. Section 2021 of AWIA directs EPA to require, subject to availability of appropriations and adequate laboratory capacity, all Public Water Systems (PWSs) serving 3,300 to 10,000 persons to monitor unregulated contaminants under future UCMR cycles and ensure that a nationally representative sample of PWSs serving fewer than 3,300 persons monitor unregulated contaminants under future UCMR cycles. Traditionally, under this emerging contaminant monitoring program, EPA would require sampling at 800 small water systems that would be selected to represent the over 60,000 small water systems throughout the country. Based on the AWIA revisions to the SDWA, EPA is now preparing to significantly expand the small water system monitoring program. Starting with UCMR 5 (FY 2022-2026), the total number of small systems monitored is expected to increase 7.5 times, from 800 to ~6,000. This will include all ~5,200 public water systems that serve between 3,300 and 10,000 individuals and a representative selection of 800 systems serving fewer than 3,300 individuals.

The FY 2023 President's Budget requests a proposal to expand the authority of the existing small set-aside for the American Iron and Steel (AIS) requirement from the CWSRF to fund future Clean Watershed Needs Surveys (CWNS). The CWNS is a comprehensive assessment of the capital needs to meet the water quality goals in response to Sections 205(a) and 516 of the CWA. This assessment and documentation of future needs is critical in the effort to manage and fund our Nation's wastewater infrastructure. A comprehensive CWNS is an important tool to identify critical water quality needs in communities across the Nation, including small and underserved communities, and opportunities to invest in climate resiliency. The set-aside percentage of up to 0.25% will allow EPA to continue to fully fund the required Clean Water AIS management and oversight activities and provide reliable and sufficient resources, up to \$1.5 million, to conduct the CWNS. Additionally, EPA is requesting an additional set-aside in the DWSRF to fund the Drinking Water Needs Survey (DWNS). Every four years, EPA works with states and community water systems to estimate the DWSRF eligible needs of system by state over the next 20 years. EPA uses this information as part of the formula for state allocations of the DWSRF. The FY 2023 President's Budget includes an up to \$1.5 million set-aside from the DWSRF to ensure there are consistent and reliable resources to fund this important work.

Water Infrastructure Finance and Innovation Act Program

In FY 2023, EPA will continue to fund the WIFIA program. The FY 2023 request of \$80 million will support WIFIA credit assistance to finance drinking water and wastewater infrastructure projects. The WIFIA program will accelerate investment in our Nation's water and wastewater infrastructure by providing supplemental credit assistance to creditworthy nationally and regionally significant water projects. With a request of \$80 million in appropriations, including \$72 million in credit subsidy, EPA could potentially provide over \$8 billion in credit assistance and, when combined with other funding sources, help to spur over \$16 billion in total infrastructure investment.¹ It is expected that entities with complex water and wastewater projects will be

¹ This approximation is based on notional calculations. Subsidy cost is determined on a loan-by-loan basis.

attracted to WIFIA credit assistance and EPA will work to provide assistance to a diverse set of projects. EPA also will work to assist small and underserved communities with limited ability to repay loans. Through the Water Infrastructure and Resiliency Finance Center, EPA will work to promote public/private collaboration and maintain an ongoing dialogue with the financial community to encourage investment in the water market as well as innovative financing.

America’s Water Infrastructure Act of 2018 (AWIA)

In FY 2023, EPA continues to propose funds to implement AWIA grant programs that will assist in lead testing and drinking water fountain replacement in schools, sewer overflow control, and water infrastructure workforce investment. These resources would complement state and local drinking water and wastewater infrastructure investments as well as funding provided through other Federal channels. In FY 2023, a combined \$340.7 million is requested to implement programs created by AWIA across four program projects, including: Drinking Water Infrastructure Resilience, Sewer Overflow and Stormwater Reuse grants, Technical Assistance for Wastewater Treatment Work, and Water Infrastructure Workforce Investment.

Water Infrastructure Improvements for the Nation Act of 2016 (WIIN)

The Water Infrastructure Improvements for the Nation Act of 2016 (WIIN) was enacted to help communities address numerous drinking water and wastewater infrastructure issues. In FY 2023, a total of \$298.5 million across three programs is requested to implement programs created by this law. In FY 2023, \$182 million is requested for the Reducing Lead in Drinking Water grant program. The Agency is requesting \$80 million for the Safe Water for Small and Disadvantaged Communities Drinking Water grant program. Additionally, \$36.5 million is requested to continue funding the Voluntary School and Child Care Lead Testing grant program. These unprecedented investments reflect the President’s priority on addressing lead and other contaminants in drinking water, especially in small and underserved communities.

Drinking Water and Wastewater Infrastructure Act (DWWIA)

The Drinking Water and Wastewater Infrastructure Act of 2021 (DWWIA) was enacted to help address numerous drinking water and wastewater issues across the country. DWWIA both created new grant program authorities and reauthorized and expanded existing programs, including those created by AWIA and WIIN. Implementation of the Act will strengthen the federal government’s ability to invest in water infrastructure in communities in every state so that all people living in the United States can have access to safe drinking water and our Nation’s waterways can remain clean and free from pollution. EPA’s request fully funds the FY 2023 authorized levels for water grants authorized by DWWIA, including \$565.0 million for the creation of twenty new EPA grants.

Alaska Native Villages

The FY 2023 President’s Budget requests \$40 million for Alaska native villages for the construction of wastewater and drinking water facilities to address sanitation problems unique to this area of the country. EPA will continue to work with the Department of Health and Human Services’ Indian Health Service, the State of Alaska, the Alaska Native Tribal Health Council, and local communities to provide needed financial and technical assistance.

Diesel Emissions Reduction Act Grants

The Diesel Emissions Reduction Act (DERA) program authorizes funding to provide immediate, effective emission reductions from existing diesel engines through engine retrofits, rebuilds, and replacements; switching to cleaner fuels; idling reduction strategies; and other clean diesel strategies. DERA promotes strategies to reduce harmful emissions of NO_x, PM_{2.5}, HC, CO, and CO₂ and protect public health by working with manufacturers, fleet operators, air quality professionals, environmental and community organizations, Tribes, and state and local officials. The FY 2023 President's Budget requests \$150 million in DERA funding to accelerate the reduction of diesel emissions in communities, including targeting its discretionary funding to direct DERA grants and rebates to reduce diesel emissions in priority areas of highly concentrated diesel pollution to tackle the climate change crisis, such as ports and areas with environmental justice concerns.

Brownfields Projects

The FY 2023 President's Budget requests approximately \$131 million for Brownfields projects, with a particular focus on those in underserved communities. This investment includes \$15 million dedicated for quality cooperative agreements targeted at communities affected by the retirement of coal-fired plants. With the FY 2023 request, EPA plans to fund assessment cooperative agreements, direct cleanup cooperative agreements, supplemental Revolving Loan Fund cooperative agreements, multipurpose cooperative agreements, and Environmental Workforce Development & Job Training cooperative agreements, as well as to provide technical assistance to support Tribes, states, and communities. EPA also will support the assessment and cleanup of sites contaminated by petroleum or petroleum products.

In FY 2023, the funding requested is expected to result in the assessment and cleanup of over 1,500 brownfields properties located in economically, socially, and environmentally-overburdened communities.² Using EPA grant dollars, the brownfields grantees will leverage approximately 13,400 jobs and approximately \$2.6 billion in other funding sources. In FY 2023, EPA will continue to foster federal, state, local, and public/private partnerships to return properties to productive economic use in communities.

Mexico Border

The President's Budget requests a total of \$30 million for water infrastructure projects along the U.S.-Mexico Border. EPA works collaboratively with United States federal, state, and local partners and the Mexican water agency - CONAGUA - through the U.S.-Mexico Border Water Infrastructure Program to fund planning, design, and construction of high-priority water and wastewater treatment facilities for underserved communities along the border. Investments in wastewater and drinking water infrastructure in communities on both sides of the U.S.-Mexico Border reduce disease and health care costs because exposure to raw sewage and drinking water contaminants cause acute and chronic illnesses. U.S.-Mexico Border Water Infrastructure projects stimulate local economies through public health-related economic gains, job creation, and increased demand for goods and services.

² See Brownfields Assessment Proposal Guidelines for evaluation criteria (<https://www.epa.gov/brownfields/multipurpose-assessment-rlf-and-cleanup-marc-grant-application-resources>.)

Trust Funds

(Dollars in Millions)

Trust Funds Program	FY 2021		FY 2022		FY 2023	
	Actuals		Annualized CR		President's Budget	
	\$	FTE	\$	FTE	\$	FTE
Superfund ^{1,2}	\$1,290	2,558.8	\$1,163	2,530.9	\$1,111	2,608.6
Inspector General (Transfers)	\$12	54.4	\$12	42.5	\$12	42.5
Research & Development (Transfers)	\$24	68.6	\$31	63.1	\$31	63.1
Superfund Total	\$1,326	2,681.8	\$1,206	2,636.5	\$1,154	2,714.2
LUST	\$93	43.6	\$92	46.6	\$94	46.6
Trust Funds Total	\$1,419	2,725.4	\$1,298	2,683.1	\$1,248	2,760.8

Totals may not add due to rounding

¹ FTE numbers include all direct and reimbursable Superfund employees.

² In FY 2023 Superfund chemical excise taxes authorized in the Infrastructure Investment and Jobs Act (IIJA) are not included as these would be available without further appropriation.

Superfund

In FY 2023, the President's Budget requests a total of \$1.154 billion in budget authority and 2,714.2 FTE for EPA's Superfund program. EPA will utilize resources to carry out the Comprehensive Environmental Response, Compensation, and Liability Act (CERCLA) of 1980, as amended.

In FY 2023, EPA will continue to address environmental and public health risks resulting from releases or threatened releases of hazardous substances associated with any emergency site, as well as over 1,322 active Superfund National Priorities List (NPL) and non-NPL sites.¹ It also provides funding to pursue responsible parties for cleanup costs, preserving federal dollars for sites where there are no viable contributing parties. As of January 2022, there were 1,769 sites on or deleted from the NPL. Of these, 1,231 sites,² have construction completions and 134 partial deletions have occurred at 104 NPL sites. In FY 2021, EPA made 26 Superfund sites ready for anticipated use. Reuse and restoration of Superfund NPL sites directly support President Biden's Executive Order 14008, *Tackling the Climate Crisis at Home and Abroad* (January 27, 2021).³ In FY 2023, EPA will continue to prioritize resources to execute its non-delegable, federal responsibility to

¹ Data provided from EPA's Superfund Enterprise Management System (SEMS) and as posted as of January 4, 2022 on: <https://www.epa.gov/superfund/superfund-national-priorities-list-npl>.

² Starting in FY 2014, the universe of potential site-wide construction completion sites includes final and deleted NPL sites as well as sites with Superfund Alternative Approach (SAA) agreements. Since FY 2014, construction completion has been achieved at nine sites with SAA agreements. Prior to FY 2014, Construction Completion List (CCL) was achieved at nine sites with SAA agreements. For more information about SAA sites, see: <http://www.epa.gov/enforcement/superfund-alternative-approach>.

³ For additional information, please refer to: <https://www.whitehouse.gov/briefing-room/presidential-actions/2021/01/27/executive-order-on-tackling-the-climate-crisis-at-home-and-abroad/>.

Trust Funds

remediate sites and protect human health, welfare, and the environment.

Of the total funding requested for Superfund, \$698.8 million and 1,274.6 FTE are for Superfund cleanup programs which include the Superfund Remedial, Emergency Response and Removal, EPA Emergency Preparedness, and Federal Facilities programs. Based on an analysis of recent fiscal year data, more than 70 percent of site-specific obligations were obligated to Superfund NPL sites in underserved communities. The Superfund program protects the American public and its resources by cleaning up sites that pose an imminent or long-term risk of exposure and harm to human health and the environment. While conducting cleanup at NPL and non-NPL sites, Superfund remedial construction projects and Superfund removals can enhance our national infrastructure while addressing these harmful exposures.

In FY 2023, the Agency will continue to respond to emergency releases of hazardous substances through the Superfund Emergency Response and Removal program, stabilizing sites, and mitigating immediate threats to keep our communities safe and healthy. The Superfund Remedial program will continue to maintain focus on completing projects at various stages in the response process and endeavor to maximize the use of site-specific special accounts. Special account funds may not be used for sites or uses not specified in the settlement agreement, and as a result both special account resources and annually appropriated resources are critical to the Superfund program.

Of the total funding requested, \$185.7 million and 853.2 FTE are for Superfund enforcement-related activities. One of the Superfund program's primary goals is to have responsible parties pay for and conduct cleanups at abandoned or uncontrolled hazardous waste sites. In FY 2021, the Superfund Enforcement program secured private party commitments for cleanup and cost recovery and billed for oversight amounts totaling more than \$2.1 billion.

CERCLA authorizes the Agency to retain and use funds received pursuant to an agreement with a potentially responsible party (PRP) to carry out the purpose of that agreement. EPA retains such funds in special accounts and uses them to finance site-specific CERCLA response actions in accordance with the settlement agreement, including, but not limited to, investigations, construction and implementation of the remedy, post-construction activities, and oversight of PRPs conducting the cleanup. Through the use of special accounts, EPA ensures responsible parties pay for cleanup so that the annually appropriated resources from the Superfund Trust Fund are preserved for sites where no viable or liable PRPs have been identified. Through the end of FY 2021, EPA has collected approximately \$7.8 billion from PRPs and earned approximately \$734.4 million in interest. In addition, for those sites that had no additional work planned or costs to be incurred by EPA, EPA has transferred over \$55.1 million to the Superfund Trust Fund for future appropriation by Congress. As of the end of FY 2021, over \$4.6 billion has been disbursed to finance site response actions and approximately \$340.3 million has been obligated but not yet disbursed. EPA has plans to spend approximately \$1.4 billion of currently available special account funds over the next 5 years, but funds also are planned much further into the future to continue activities, such as conducting five-year reviews or remedy optimization.

EPA's Homeland Security work is a component of the federal government's prevention, protection, and response activities. The FY 2023 President's Budget requests \$42.3 million within

Trust Funds

the Hazardous Substance Superfund Account to: maintain the Agency's capacity to respond to incidents that may involve harmful chemical, biological, radiological, and Nuclear (CBRN) substances; develop and maintain Agency expertise and operational readiness for all phases of consequence management following a CBRN incident; and conduct CBRN training for the Agency's responders to improve CBRN preparedness.

The FY 2023 President's Budget also includes resources to support agencywide resource management and control functions. This includes essential infrastructure, contract and grant administration, financial accounting, and other fiscal operations. Appropriated resources support both the activities accomplished with special accounts and those funded with annual appropriations.

The recently enacted Infrastructure Investment and Jobs Act (IIJA) includes \$3.5 billion for the Superfund program and also reinstates the Superfund excise tax.⁴ This will make additional funds available to the program in FY 2023. The combined resources from the FY 2023 President's Budget and supplemental infrastructure funding will continue to advance Superfund site cleanup and remediation.

In addition, the Agency provides funds for Superfund program research and for auditing. The President's Budget requests \$31.0 million and 63.1 FTE to be transferred to Research and Development. Research will enable EPA's Superfund program to accelerate scientifically defensible and cost-effective decisions for cleanup at complex contaminated Superfund sites and support the development of decontamination techniques for a wide-area CBRN event. The Superfund research program is driven by program needs to reduce the cost of cleaning up Superfund sites, improve the efficiency of characterizing and remediating sites, identify effective remediation technologies, and reduce the scientific uncertainties for improved decision-making at Superfund sites. The President's Budget also requests \$12 million and 42.5 FTE to be transferred to the Inspector General for program auditing.

Leaking Underground Storage Tanks

The FY 2023 President's Budget requests \$93.8 million and 46.6 FTE for the Leaking Underground Storage Tank (LUST) Trust Fund program. The Agency, working with Tribes and states, addresses public health and environmental threats from releases through detection and cleanup activities. As required by law (42 U.S.C. § 6991c(f)), not less than 80 percent of LUST funds appropriated to cleanup will be used for reasonable costs incurred under cooperative agreements with any state to carry out related purposes.

The LUST Trust Fund financing tax was extended by Congress through September 30, 2022 in the Fixing Americas Surface Transportation Act (FAST Act). While tank owners and operators are liable for the cost of cleanups at leaking underground storage tank sites for which they have responsibility, EPA and state regulatory agencies are not always able to identify responsible parties and sometimes responsible parties are no longer financially viable or have a limited ability to pay. In those cases, the cost of the site cleanup is distributed among fuel users through a targeted fuel

⁴ On November 15, 2021, the Infrastructure Investment and Jobs Act [(IIJA), P.L. 117-58] reinstated and modified the excise taxes on certain listed chemicals and imported substances that are used as materials in their manufacture or production one or more of those listed chemicals ("Superfund chemical taxes"). The Superfund chemical taxes go into effect beginning July 1, 2022 and expire on December 31, 2031.

Trust Funds

tax, which is available for appropriation from Congress to support leak prevention and the cleanup of sites addressed under the LUST program. For FY 2021, the LUST Trust Fund received more than \$228 million in gross tax receipts.

Eliminated Programs

Eliminated Program Projects

Water Quality Research and Support Grants

(FY 2023 President's Budget: \$0.0, 0.0 FTE)

This program is proposed for elimination in the FY 2023 President's Budget. Work to advance water quality protection can be accomplished within core statutory programs funded in the Budget request. This program focuses on water quality and water availability research, the development and application of water quality criteria, the implementation of watershed management approaches, and the application of technological options to restore and protect water bodies. For training and technical assistance aspects of the Program, states have the ability to develop technical assistance plans for their water systems using Public Water System Supervision funds and set-asides from the Drinking Water State Revolving Fund (DWSRF). For research and development components of the Program, EPA was instructed by Congress to award grants on a competitive basis, independent of the Science to Achieve Results (STAR) program and give priority to not-for-profit organizations that: conduct activities that are national in scope; can provide a twenty-five percent match, including in-kind contributions; and often partner with the Agency.

Highlights of Major Program Changes

Note that the numbers in text descriptions may be rounded

Acquisition Management (Environmental Programs and Management (EPM), Leaking Underground Storage Tank Trust Fund (LUST), and Superfund (SF))

(FY 2022 ACR: \$56.2M; FY 2023 PB: \$72.5M; Change: +\$16.3M)

This program supports EPA’s contract activities across regional and national programs funded by Environmental Programs and Management (EPM) and Superfund, which cover planning, awarding, and administering contracts for the Agency to support mission requirements. Activities include issuing acquisition policy and interpreting acquisition regulations; administering training for contracting and program acquisition personnel; providing advice and oversight to regional procurement offices; and providing information technology improvements for acquisition. The increase in funding and 70 new FTE will advance efforts to strengthen EPA’s capacity to process new, increased, and existing award contract actions in a timely manner; advance EPA utilization of small and disadvantaged business; support “Made in America” initiatives; and support supply chain risk management activities for information and communication technology.

Brownfields (EPM)

(FY 2022 ACR: \$24.0M; FY 2023 PB: \$36.8M; Change: +\$12.8M)

This program supports the revitalization of Brownfields sites by awarding grants and providing technical assistance to Tribes, states, local communities, and other stakeholders to work together to plan, inventory, assess, safely clean up, and reuse brownfields. The increased funding will support a new EPA’s Community Development Specialists who manage land revitalization projects, provide one-on-one financial planning support, and educate Tribal, rural, and EJ communities on how to address brownfields. This increase in resources and 60 new FTE will provide expanded technical assistance and build capacity in small, rural, EJ, and other historically underserved communities.

Brownfields Projects (State and Tribal Assistance Grants (STAG))

(FY 2022 ACR: \$91.0M; FY 2023 PB: \$131.0M; Change: +\$40M)

This program awards grants and provides financial and technical assistance to help Tribes, states, local communities, and other stakeholders to work together to plan, inventory, assess, safely clean up, and reuse brownfields, particularly in underserved communities. The investment will stimulate economic development and promote environmental revitalization. A portion of this investment is designated for cooperative agreements targeted at communities affected by the retirement of coal-fired power plants.

Categorical Grant: Environmental Information (STAG)

(FY 2022 ACR: \$9.3M; FY 2023 PB: \$15.0M; Change: +\$5.7M)

This program provides funding to Tribes, states, and territories to support their participation in the Environmental Information Exchange Network (EN) to access and share environmental data over the internet. This investment will focus on Tribal and territories grantees to build capacity with funding assistance, training, and mentoring. Funds for this program will increase and enhance Tribal capacity enabling them to effectively manage their natural resources and environmental programs and will result in greater protection of the environment and human health.

Highlight of Major Program Changes

Categorical Grant: Lead (STAG)

(FY 2022 ACR: \$14.3M; FY 2023 PB: \$24.6M; Change: +\$10.4M)

This program provides support to authorized Tribal and state programs that administer training and certification programs for lead professionals and renovation contractors engaged in lead-based paint abatement and renovation, repair and painting activities, as well as accreditation of training providers. Additionally, this program supports Tribe, state, and local efforts to reduce the disparities in blood lead levels among low-income families and provides targeted support to authorized programs focused on reducing exposure to lead-based paint across the country, with an emphasis on better serving environmental justice communities and susceptible sub-populations. This funding will increase support for EPA's Tribal and state partners to run programs that develop and implement authorized lead-based paint abatement programs, authorize Renovation, Repair, and Painting programs, and lead-poisoning programs.

Categorical Grant: Radon (STAG)

(FY 2022 ACR: \$7.8M; FY 2023 PB: \$12.5M; Change: +\$4.7M)

This program supports Tribes and states through the State Indoor Air Radon Grant (SIRG) program, which provides categorical grants to develop, implement, and enhance programs that assess and mitigate radon risk. This increase in funding will support EPA's Tribal and state partners to build capacity and address environmental justice concerns by helping grant recipients to address radon risk reduction in underserved communities that lack resources to test and mitigate radon risk on their own.

Categorical Grant: State and Local Air Quality Management (STAG)

(FY 2022 ACR: \$229.5 M; FY 2023 PB: \$322.2M; Change: +\$92.7M)

This program provides funding for state air programs, as implemented by state, multi-state, and local air agencies. This increase will help expand the efforts of air pollution control agencies to implement their programs and to accelerate immediate on-the-ground efforts to reduce greenhouse gas emissions.

Categorical Grant: Toxics Substances Compliance Grants (STAG)

(FY 2022 ACR: \$4.8M; FY 2023 PB: \$6.9M; Change: +\$2.1M)

The Toxic Substances Compliance Monitoring grant program fosters environmental partnerships with Tribes and states to strengthen their ability to address environmental and public health threats from toxic substances. This investment will fund activities that protect the public and the environment from hazards associated with exposure to polychlorinated biphenyls (PCBs), asbestos, and lead-based paint.

Categorical Grant: Tribal Air Quality Management (STAG)

(FY 2022 ACR: \$13.4M; FY 2023 PB: \$23.1M; Change: +\$9.7M)

This resource increase will help expand the efforts of Tribes and Tribal air quality control agencies to implement their programs and to accelerate immediate on-the-ground efforts to reduce greenhouse gases. The increase supports additional air quality monitoring capacity on Tribal lands.

Highlight of Major Program Changes

Categorical Grant: Tribal General Assistance Grant (STAG)

(FY 2022 ACR: \$66.3M; FY 2023 PB: \$85.0M; Change: +\$18.8M)

This program is essential to help address the long-standing environmental inequities in Indian Country. Funding for the General Assistance Grant (GAP) is used by Tribal governments to build environmental capacities, including capacity to administer EPA programs, as well as to support solid and hazardous waste implementation activities. This investment also supports partnering with Tribes to address climate change impacts, leverage infrastructure support, and actively participate in collaborative direct implementation efforts.

Civil Rights Program (EPM)

(FY 2022 ACR: \$9.2M; FY 2023 PB: \$25.9M; Change: +\$16.7M)

The Civil Rights Program enforces federal civil rights laws that prohibit discrimination by recipients of federal financial assistance and protects employees and applicants for employment from discrimination. This increase will help improve the operations of the External Civil Rights Compliance Office to advance the protection of civil rights in all Agency activities.

Clean Air Allowance Trading Programs (EPM and Science and Technology (S&T))

(FY 2022 ACR: \$19.9M; FY 2023 PB: \$32.3M; Change: +\$12.4M)

This program is responsible for managing the Clean Air Status and Trends Network (CASTNET), an ambient monitoring network that has been continuously collecting data for more than 30 years. CASTNET serves as the Nation's primary source for assessing long-term trends in atmospheric sulfur and nitrogen deposition, regional ground-level ozone, and other forms of particulate and gaseous air pollution. Increased resources will focus on technology updates such as replacing aging equipment, repairing monitoring shelters, deploying new equipment and sites in rural, often low-income/minority areas, and modernizing data reporting tools critical during emergencies and emerging needs. This investment also will support EPA's efforts to implement the American Innovation and Manufacturing Act (AIM).

Climate Protection (EPM and S&T)

(FY 2022 ACR: \$104.9M; FY 2023 PB: \$135.4M; Change: +\$30.5M)

This investment will fund new competitive grant programs to support projects and policies that drive down greenhouse gas (GHG) emissions, create jobs, and promote economic recovery in environmental justice communities. EPA will award grants and provide technical assistance to Tribal, state, and local governments, as well as other appropriate community organizations. This program will combine financial support for climate demonstration projects with technical assistance to build Tribal and local capacity, establish peer networks, and encourage replication of best practices. This increase enables EPA to address hydrofluorocarbons (HFCs), as directed under the American Innovation and Manufacturing Act (AIM). A portion of this investment will also support EPA working with NASA on prototyping capabilities for a greenhouse gas monitoring and information system that will integrate data from a variety of sources with a goal of making data more accessible and usable to federal, state, and local governments, researchers, the public, and other users.

Highlight of Major Program Changes

Compliance Monitoring (EPM, Inland Oil Spills (OIL), and SF)

(FY 2022 ACR: \$103.6M; FY 2023 PB: \$147.9M; Change: +\$44.3M)

This Program is a key component of EPA's Compliance Assurance Program that supports both compliance with federal environmental laws and efforts to identify noncompliance. This program increase will allow EPA to accelerate the modernization of the Integrated Compliance Information System (ICIS) and enhance its integration with the Enforcement and Compliance History Online (ECHO) web-based services, facilitating better access of compliance data and community information to EPA, states, and to the public. These enhancements will advance the Federal government's efforts to address compliance in environmental justice communities.

Diesel Emissions Reduction Grant Program (STAG)

(FY 2022 ACR: \$90.0M; FY 2023 PB: \$150.0M; Change +\$60.0M)

This program provides effective emission reductions from existing diesel engines through engine retrofits, rebuilds, and replacements; switching to cleaner fuels; idling reduction; and other strategies. This increase in grant funding will expand grant offerings and rebates to reduce harmful diesel emissions and tackle the climate change crisis, with a focus on priority areas including ports and communities with environmental justice concerns.

Drinking Water and Wastewater Infrastructure Act (DWWIA) New Programs (Multiple) (STAG)

(FY 2022 ACR: \$0.0; FY 2023 PB: \$565.0M; Change: +\$565.0M)

The Drinking Water and Wastewater Infrastructure Act of 2021 (DWWIA) was enacted to help address numerous drinking water and wastewater issues across the country. Implementation of the Act will strengthen the federal government's ability to invest in water infrastructure in communities in every state so that all people living in the United States can continue to have access to safe drinking water and our Nation's waterways can remain clean and free from pollution. The FY 2023 Budget proposes \$565.0 million to support 20 new grant programs authorized by DWWIA. For further information on each program and its tailored objectives please see the EPA's forthcoming FY 2023 Congressional Justification.

Drinking Water Infrastructure Resilience (STAG)

(FY 2022 ACR: \$4.0M; FY 2023 PB: \$25.0M; Change: +\$21.0M)

This program supports water infrastructure in communities, ensuring access to safe drinking water and supports the President's priority of assisting eligible entities in the planning, design, construction, implementation, operation, or maintenance of a program or project that increases resilience to natural hazards. This increase in funding meets the DWWIA authorized level and will target climate resilience for drinking water infrastructure.

Drinking Water Programs (EPM and S&T)

(FY 2022 ACR: \$111.3M; FY 2023 PB: \$140.0M; Change: +\$28.8M)

This program is responsible for implementing the Safe Drinking Water Act (SDWA) to ensure safe drinking water for approximately 320 million Americans. The increase in funding will support national drinking water priorities including addressing lead and emerging contaminants such as PFAS; improving drinking water system resilience to natural hazards, including climate change, and human threats by enhancing cybersecurity; and improving drinking water and water quality

Highlight of Major Program Changes

across the Nation, especially in rural, small, underserved and overburdened communities across the country.

Environmental Justice (EPM and SF)

(FY 2022 ACR: \$12.7M; FY 2023 PB: \$300.8M; Change: +\$288.2M)

The Environmental Justice (EJ) program leads and coordinates the Agency's efforts to address the needs of vulnerable communities by decreasing environmental burdens and working collaboratively with all stakeholders to build healthy, sustainable communities. This investment will fund five grant programs to reduce the historically disproportionate health impacts of pollution in marginalized and overburdened communities. It also will support climate training, education, and outreach programs to connect communities with environmental solutions. This investment will provide direct support to community-based organizations, indigenous organizations, Tribes, states, local governments, and territorial governments in pursuit of identifying and addressing EJ issues. To elevate EJ across EPA, the Budget also includes the creation of a new EJ National Program Manager led by a Senate-confirmed Assistant Administrator.

Executive Management and Operations (EPM)

(FY 2022 ACR: \$46.8M; FY 2023 PB: \$63.3M; Change: +\$16.4M)

This program supports various offices that provide direct executive and logistical support to EPA's Administrator and the agency's 10 regions. These resources include an increase of 37 FTE to support the Agency's management operations and executive leadership functions across EPA. The investment also will help restore core capacity, provide contract support for the agency's management operations, and advance multi-media and risk communication efforts.

Federal Stationary Source Regulations (EPM)

(FY 2022 ACR: \$20.7; FY 2023 PB: \$41.6M; Change: +\$20.9M)

The Clean Air Act (CAA) directs EPA to take actions to control air emissions of toxic, criteria, and other pollutants from stationary sources. This increase in funding and 41 new FTE will support the regulation of stationary sources of air pollution through developing and implementing emissions standards, regulations, and guidelines in accordance with Executive Order 13990: *Protecting Public Health and the Environment and Restoring Science to Tackle the Climate Crisis*. A portion of resources is provided to support the Foundations for Evidence-Based Policymaking Act of 2018 to help the Agency identify, prioritize, and undertake evidence-building activities and develop evidence-building capacity to inform policy and decisions.

Federal Support for Air Quality Management (EPM) and S&T)

(FY 2022 ACR: \$145.2M; FY 2023 PB: \$299.4M; Change: +\$154.3M)

This program supports development of State Implementation Plans (SIPs) through modeling and other tools and assists states in implementing, attaining, maintaining, and enforcing the National Ambient Air Quality Standards (NAAQS) for criteria pollutants. The increase in funding will support the development and implementation of a community air quality monitoring and notification program to provide real-time data to the public in areas with greatest exposure to harmful levels of pollution. Additional resources also will support critical work to implement climate and clean air regulations, including emission guidelines for existing oil and gas facilities.

Highlight of Major Program Changes

Federal Vehicle and Fuels Standards and Certifications (S&T)

(FY 2022 ACR: \$96.8M; FY 2023 PB: \$152.2M; Change: +\$55.4M)

This program provides critical resources for EPA's core greenhouse gas (GHG) regulatory and compliance work in the mobile sector. It also supports the establishment of federal GHG emissions standards for passenger cars and light trucks to secure pollution reductions through Model Year 2026. The increase in funding and 42 new FTE will support program activities to address the climate crisis, including the development of analytical methods, regulations, and analyses to support climate protection by controlling GHG emissions from cars and trucks. A portion of the funding will support EPA's National Vehicle and Fuel Emissions Laboratory to carry out its mission-critical work of certifying vehicle compliance.

Financial Assistance Grants/ IAG Management (EPM and SF)

(FY 2022 ACR: \$28.6M; FY 2023 PB: \$37.4M; Change: +\$8.8M)

This program supports the management of grants and Interagency Agreements (IAs), and suspension and debarment activities for assistance and procurement programs across the Agency. Grants and IAs historically comprise approximately 60 percent of EPA's annual appropriations and these resources will support the efficient, timely, and appropriate administration of grants. EPA manages grants and IAs to meet the highest fiduciary standards and achieve measurable results for environmental programs and agency priorities, and the government's financial resources and business interests are protected from fraud and mismanagement. The increase of resources and 45 FTE for this program will support technical assistance and outreach to first time recipients of federal funding; improve capacity for oversight and tracking of new and increased grant investments; and the timely processing of financial assistance agreements.

Geographic Program: Lake Champlain (EPM)

(FY 2022 ACR: \$15.0M; FY 2023 PB: \$20.0M; Change: +\$5.0M)

This increase supports projects to accelerate the restoration of Lake Champlain through addressing various threats to Lake Champlain's water quality, including phosphorus loadings, invasive species, and toxic substances.

Geographic Program: Long Island Sound (EPM)

(FY 2022 ACR: \$30.4M; FY 2023 PB: \$40.0M; Change: +\$9.6M)

This increase supports projects to accelerate the restoration of Long Island Sound (LIS) through coordinating cleanup and restoration actions. These actions include a focus on supporting community sustainability and resiliency, as well as increasing environmental justice considerations through the new LIS Environmental Justice Work Group.

Geographic Program: San Francisco Bay (EPM)

(FY 2022 ACR: \$8.9M; FY 2023 PB: \$12.0M; Change: +\$3.1M)

This increase supports projects that accelerate the restoration of the San Francisco Bay, including the restoration of wetlands and minimization of polluted runoff from entering the Bay. This work will continue to build the resilience of the area's ecosystems, shorelines, and communities to the effects of climate change and sea level rise. EPA will continue to administer the San Francisco Bay Water Quality Improvement Fund, consistent with the San Francisco Estuary Partnership's Comprehensive Conservation and Management Plan (CCMP).

Highlight of Major Program Changes

Homeland Security: Critical Infrastructure Protection (EPM and S&T)

(FY 2022 ACR: \$11.3M; FY 2023 PB: \$15.5M; Change: +\$4.3M)

This program supports the protection of critical water infrastructure, including providing water utilities of all sizes access to information, tools, training, and protocols designed to enhance the security (including cybersecurity), preparedness, and resiliency of the water sector. As the water sector lead, EPA ensures that water utilities receive timely and informative alerts about changes in the homeland security advisory level or about regional and national trends in certain types of water-related incidents. This increase of resources and 6 FTE supports exercises and technical support to water utilities, state officials, and federal emergency responders to become more resilient to any natural or manmade incident that could endanger drinking water and wastewater services, with an emphasis on the threats posed by climate change and cybersecurity. These resources will also engage overburdened and underserved communities to undertake preparedness and response actions.

Human Resources Management (EPM and SF)

(FY 2022 ACR: \$52.4M; FY 2023 PB: \$74.6M; Change: +\$22.1M)

This program supports human capital management (HCM) activities throughout EPA. To help achieve its mission and maximize employee productivity and job satisfaction, EPA continually works to improve business processes for critical HCM functions including recruitment, hiring, employee development, performance management, leadership development, workforce planning, and labor union engagement. This increase of resources and 86.5 FTE will support developing and implementing a new paid internship program to strengthen talent and workforce acquisition and focus on expanding Federal work experience opportunities for underrepresented and underserved populations, support diversity, equity, and inclusion in the federal workforce, and increase support of the Foundations for Evidence-Based Policymaking Act.

Indoor Air: Radon Program (EPM and S&T)

(FY 2022 ACR: \$3.3M; FY 2023 PB: \$5.2M; Change: +\$1.9M)

This program promotes actions to reduce the public's health risk from indoor radon. This voluntary program promotes partnerships among national organizations, the private sector, and more than 50 Tribal state, and local governmental programs to reduce radon risk. With the increase in resources, EPA will continue to drive action at the national level to reduce radon risk in homes and schools through the National Radon Action Plan, partnerships with the private sector and public health groups, technical assistance to states and industry, public outreach, and education activities.

Information Security (EPM and SF)

(FY 2022 ACR: \$8.9M; FY 2023 PB: \$31.6M; Change: +\$22.7M)

The Information Security Program's mission is to protect the confidentiality, availability, and integrity of EPA's information assets. This increase supports information protection, risk management, oversight, and training; network management and protection; and incident management.

Integrated Environmental Strategies (EPM)

(FY 2022 ACR: \$9.5M; FY 2023 PB: \$40.9M; Change: +\$31.4M)

This program advances the Agency's mission of protecting human health and the environment by focusing on cross-media environmental concerns. This investment provides tools and resources

Highlight of Major Program Changes

to support environmental permitting; works with state and local partners, communities, businesses, and other stakeholders to implement locally-led, community-driven approaches to environmental protection through technical assistance; working with industrial sectors to identify and develop approaches to better protect the environment and public health; develops policy analysis and training; and partnering with other federal agencies, Tribes, states, local governments, and businesses to increase their resilience to the impacts of climate change. The increase in funding and 28 FTE will support the coordination, streamlining, oversight, automation, and integration of EJ and climate change into environmental permitting; advancing climate adaptation by strengthening the adaptive capacity of Tribes, states, territories, local governments, communities, and businesses, as well as enhancing EPA's core program capacity. The increase also supports community revitalization, regulatory review, and the development and implementation of the National Environmental Policy Act (NEPA) guidance.

International Sources of Pollution (EPM)

(FY 2022 ACR: \$6.7M; FY 2023 PB: \$11.7M; Change: +\$5.0M)

The United States works with international partners to address global sources of pollution, including greenhouse gases, as well as the impacts of pollution from the United States on other countries and the global environment. This increase in resources and 7 FTE will address international sources of pollution that impact the nation's air, water, land, and oceans, food crops, food chains, and climate change through coordination with international partners. This increased investment supports climate change work, pilot programs and indigenous engagement on climate change mitigation.

Lead Testing in Schools (STAG)

(FY 2022 ACR: \$26.5M; FY 2023 PB: \$36.5M; Change: +\$10.0M)

This program provides grants to assist educational agencies in the voluntary testing of lead contamination in drinking water at schools and childcare facilities. This increase in funding meets the DWWIA authorized level and supports the President's priority of addressing lead in drinking water, especially in small and underserved communities.

Marine Pollution (EPM)

(FY 2022 ACR: \$9.5M; FY 2023 PB: \$12.3M; Change: +\$2.8M)

The Marine Pollution program works to safeguard the ocean by preventing or limiting the dumping of any material that would adversely affect human health and the marine environment. This increase of resources and 6.2 FTE will build program capacity, particularly in areas related to environmental justice, water infrastructure support and oversight, climate change resilience, and regulatory reviews.

Oil Spill: Prevention, Preparedness and Response (OIL)

(FY 2022 ACR: \$16.2M; FY 2023 PB: \$20.5M; Change: +\$4.3M)

Fenceline communities are often low-income and/or communities of color facing disproportionate risks from nearby oil and chemical facilities and an increased likelihood of being impacted by severe weather events caused by climate change. This investment will increase inspections and compliance assistance to ensure facilities have measures in place to prevent oil discharges and chemical accidents, including those that result from extreme weather events. Additionally, this program will protect fenceline communities through increased outreach, compliance assistance,

Highlight of Major Program Changes

and enforcement at regulated facilities, thereby reducing risk to human health and the environment by decreasing the likelihood of oil discharges and chemical accidents.

Pollution Prevention Program (EPM)

(FY 2022 ACR: \$12.6M; FY 2023 PB: \$17.1M; Change: +\$4.6M)

EPA's Pollution Prevention Program is one of the Agency's primary tools for advancing environmental stewardship and sustainability by federal, Tribal, and state governments, businesses, communities, and individuals. This program provides technical assistance and/or training to businesses and facilities to help them adopt and implement source reduction approaches, and to increase the development, adoption, and market penetration of greener products and sustainable manufacturing practices. This increased investment provides additional funding and 9 FTE to enhance protection of the public from potential effects of PFAS through labeling as well as to implement PFAS-related provisions of Executive Order 14057: *Catalyzing Clean Energy Industries and Jobs Through Federal Sustainability*.

Radiation: Protection (EPM, S&T, and SF)

(FY 2022 ACR: \$11.4M; FY 2023 PB: \$15.7M; Change: +\$4.3M)

This increase expands EPA's radiological protection capacity including the ability to provide on-site characterization and analytical support for site assessment activities, remediation technologies, and measurement and information systems.

Radiation: Response Preparedness (EPM and S&T)

(FY 2022 ACR: \$5.5M; FY 2023 PB: \$7.4M; Change: +\$1.9M)

This increase expands capacity in the radiation response program to examine and, as needed, revise radiation emergency response plans, protocols, and standards and continue essential planning for preparedness efforts.

Reducing Lead in Drinking Water (STAG)

(FY 2022 ACR: \$21.5M; FY 2023 PB: \$182.0M; Change: +\$160.5M)

This grant program was established in the Water Infrastructure Improvements for the Nation Act. Objectives of the grant program are to reduce the concentration of lead in drinking water. This increase meets the DWWIA authorized level and supports the priority of addressing lead in drinking water, especially in small and underserved communities. Additional funding in this program supports the goals of the Biden-Harris Lead Pipe and Paint Action Plan.

Reduce Risks from Indoor Air (EPM and S&T)

(FY 2022 ACR: \$11.9M; FY 2023 PB: \$23.7M; Change: +\$11.8M)

This program works to reduce asthma disparities in low-income and/or communities of color in the U.S. by providing grants to nongovernmental organizations in public health/housing agencies to train and deploy community health workers who will deliver in-home asthma interventions and care. This increase in resources and 30.9 FTE will support efforts to restore EPA's staff expertise, analysis, and capacity in the indoor air program, with a particular focus on new demands and opportunities for improvements in ventilation, filtration, and other protective indoor air practices, including those created by the COVID-19 pandemic. Funds also support efforts to address indoor air quality during wildfires, to reduce asthma disparities, to promote healthy school facilities in low-income communities in the U.S., and to address the international climate crisis by improving

Highlight of Major Program Changes

public health through the adoption of clean cookstoves.

Regional Science and Technology (EPM)

(FY 2022 ACR: \$0.6M; FY 2023 PB: \$4.9M; Change: +\$4.3M)

The Regional Science and Technology (RS&T) Program provides scientific and technical support to multiple programs across the Agency to implement core programs. This increase in resources supports the replacement of aging capital equipment in EPA regional laboratories to continue to provide analytical support to program office priorities and support the availability of testing results and analysis to EPA partners.

Research: Air, Climate and Energy (S&T)

(FY 2022 ACR: \$95.2M; FY 2023 PB: \$132.9M; Change: +\$37.7M)

Air pollution adversely affects human health and the environment, yet millions of Americans still live in or near geographic areas that do not meet national standards for air pollutants. This program supports climate research at EPA to accelerate solutions to tackle the climate crisis. This increase includes 9.7 new FTE for wildfires research to improve wildfire readiness, 30 additional FTE for the Air, Climate, and Energy research program to combat the global issue of Climate Change and its impacts on human health and ecosystems.

Safe Water for Small and Disadvantaged Communities (STAG)

(FY 2022 ACR: \$26.4M; FY 2023 PB: \$80.0M; Change: +\$53.6M)

This grant program provides assistance to underserved communities that have no household drinking water or wastewater services or are served by a public water system that violates or exceeds any maximum contaminant level, treatment technique, or action level. This increase meets the DWWIA authorized funding level and supports the priority of addressing lead and other contaminants in drinking water, especially in small and disadvantaged communities.

Sewer Overflow and Stormwater Reuse Grants (STAG)

(FY 2022 ACR: \$40.0M; FY 2023 PB: \$280.0M; Change: +\$240.0M)

Stormwater can be a significant source of water pollution and a public health concern. Stormwater can collect pollutants—including trash, chemicals, oils, and dirt/sediment—and convey them to nearby waterways. This grant program provides funding to address sewer overflows and stormwater management, including reuse. This investment meets the DWWIA authorized funding level and will provide resources for critical overflow and stormwater infrastructure projects in communities.

State and Local Prevention and Preparedness (EPM)

(FY 2022 ACR: \$13.7M; FY 2023 PB: 22.9M; Change: +\$9.2M)

This program establishes a structure composed of federal, Tribal, state, and local partners who work together with industry to protect emergency responders, local communities, facility workers, the environment, and property from chemical accident risks through accident prevention and emergency response programs, community and facility engagement, and improved safety systems. This framework provides the foundation for community and facility chemical hazard response planning, and reduction of risk posed from chemical facilities. This increase in resources and 30 FTE will support work to advance protection of fence-line communities and to upgrade and support operations and maintenance of the existing Risk Management Plan database.

Stratospheric Ozone: Domestic Programs (EPM)

(FY 2022 ACR: \$4.6M; FY 2023 PB: \$26.6M; Change: +\$22.0M)

This increase supports the phasedown of climate-damaging hydrofluorocarbons (HFCs) and implementation of the American Innovation and Manufacturing Act. Phasing down HFCs in favor of environmentally safer alternatives and more energy-efficient cooling technologies is expected to save billions of dollars and better protect Americans' health and the environment. This increase includes \$5 million to establish a new grant program that will provide grants to small businesses for the purchase of new specialized equipment for the recycling, recovery, or reclamation of a substitute for a regulated substance.

Stratospheric Ozone: Multilateral Fund (EPM)

(FY 2022 ACR: \$8.7M; FY 2023 PB: \$18.0M; Change: +\$9.3M)

The *Multilateral Fund for the Implementation of the Montreal Protocol* (Multilateral Fund) was created by the Parties to the Montreal Protocol to provide funds to enable developing countries to comply with their Montreal Protocol obligations to phase out ozone-depleting substances (ODS) and phase down hydrofluorocarbons (HFCs). This increase will help fund additional activities associated with the adoption of the Kigali Amendment and developing country phase down of HFCs while continuing to support ODS phaseout activities.

Superfund: Federal Facilities (SF)

(FY 2022 ACR: \$21.8M; FY 2023 PB: \$36.3M; Change: +\$14.5M)

This program supports oversight functions related to the work of the Department of Defense (DoD), the Department of Energy, and other federal agencies that have released PFAS (Per- and Polyfluoroalkyl Substances) into the environment. This investment will address critical gaps in EPA's ability to oversee DoD's surge in PFAS cleanup. Many Federal Facility PFAS cleanups are in disproportionately impacted communities that may have environmental justice concerns, and it is imperative that cleanups be addressed immediately.

Superfund: Federal Facilities Enforcement (SF)

(FY 2022 ACR: \$7.4M; FY 2023 PB: \$9.9M; Change: +\$2.4M)

EPA will utilize these resources to investigate and address releases of PFAS to the air, land, and water by actively investigating and pursuing civil enforcement at facilities where PFAS are likely contaminating various environmental media. These funds will also be used to develop enforcement cases to require responsible parties to investigate and clean up PFAS contamination in preparation for disputes, stipulated penalties assessment, and issuance of administrative orders including imminent and substantial endangerment orders.

Superfund: Remedial (SF)

(FY 2022 ACR: \$589.0M; FY 2023 PB: \$454.6M; Change: -\$134.4M)

This program works to clean up and remove National Priority List (NPL) sites through remedial construction projects. Funds are prioritized for NPL sites that present the highest risk to human health and the environment. The FY 2023 request is reduced compared to the annualized continuing resolution recognizing that the recently enacted Infrastructure Investment and Jobs Act (IIJA) includes \$3.5 billion for the program and also reinstates the Superfund excise tax, which will make additional funds available to the program. As a result, the pace of remediation is not expected to be slowed by the proposed reduced request.

Highlight of Major Program Changes

Toxic Substances: Chemical Risk Review and Reduction (EPM)

(FY 2022 ACR: \$60.3M; FY 2023 PB: \$124.2M; Change: +\$64.0M)

EPA has significant responsibilities under the Toxic Substances Control Act (TSCA) for ensuring the safety of chemicals that are already in or are entering into commerce and addressing unreasonable risks to human health and the environment. This increase expands the chemical program's capacity and supports the implementation of the TSCA, as amended in 2016 to meet statutory mandates for chemical risk review, management, and action. Resources will support the development and review of data critical to chemical risk evaluation and risk management activities, the implementation of the PFAS Strategic Roadmap to ensure a robust review process for new PFAS and previous decisions on PFAS, advance cumulative risk methodologies used to evaluate high priority chemicals, and increase regional capacity to provide recommendations and specialized technical support to address the risks associated with PCBs to reduce risks and current exposure to workers and children, particularly in communities with environmental justice concerns.

Tribal – Capacity Building (EPM)

(FY 2022 ACR: \$12.9M; FY 2023 PB: \$16.4M; Change: +\$3.5M)

EPA works with federally recognized Tribes to implement federal environmental programs in Indian country and strengthen human health and environmental protection in Indian country. The increase in funding will support work to further EPA's priorities, including strengthening Tribal partnerships (e.g., through Tribal consultation), building Tribal capacity, directly implementing programs in Indian country, and enhancing the protection of Tribal treaty rights during EPA activities.

Water Infrastructure Finance and Innovation Act (WIFIA)

(FY 2022 ACR: \$65.0M; FY 2023 PB: \$80.3M; Change: +\$15.3M)

The WIFIA Program leverages federal funds to fund water infrastructure projects that protect public health and deliver environmental benefits while supporting local economies and creating jobs. The increase reflects a growing demand for WIFIA loans from communities and the resource need to maintain the program's pace and quality of service to its borrowers. These resources will expand WIFIA support for small communities, disadvantaged communities, and promote EPA's commitment to environmental justice.

Water Infrastructure Workforce Investment (STAG)

(FY 2022 ACR: \$3.0M; FY 2023 PB: \$17.7M; Change: +\$14.7M)

This program provides competitive grants to promote water utility workforce development and increase public awareness of water utilities and careers. The increase in funding supports the development and utilization of activities related to workforce development and career opportunities in the water utility sector and promotes the direct connection to industry employers for a skilled and diverse workforce.

Water Sector Cybersecurity (STAG)

(FY 2022 ACR: \$0.0; FY 2023 PB: \$25.0M; Change: +\$25.0M)

This new grant program will advance cybersecurity infrastructure capacity and protections within the water sector. Cybersecurity represents a substantial concern for the water sector, given the potential for state-sponsored and other malevolent attacks on the sector as well as the sector's

Highlight of Major Program Changes

inherent vulnerability and limited technical capacity to address cyber issues. With this funding, EPA will establish a new competitive grant program that helps systems establish and build the necessary cybersecurity infrastructure to address rising threats.

Wetlands (EPM)

(FY 2022 ACR: \$19.3M; FY 2023 PB: \$25.6M; Change: +\$6.3M)

Wetlands Program grants provide technical and financial assistance to Tribes, states, and local governments to support development of their wetland programs that further the national goal of an overall increase in the acreage and condition of wetlands. This increase supports the implementation of the Clean Water Act to protect and restore wetlands in communities across the country.

***U.S. Environmental Protection Agency
List of Acronyms***

ACR	Annualized Continuing Resolution
AIM	American Innovation and Manufacturing
ARPA-C	Advanced Research Projects Agency for Climate
AWIA	America’s Water Infrastructure Act
CBI	Confidential Business Information
CERCLA	Comprehensive Environmental Response, Compensation, and Liability Act
CWSRF	Clean Water State Revolving Fund
DEIA	Diversity, Equity, Inclusion, and Accessibility
DERA	Diesel Emissions Reduction Act
DOD	Department of Defense
DOI	Department of Interior
DOJ	Department of Justice
DWSRF	Drinking Water State Revolving Fund
DWWIA	Drinking Water and Wastewater Infrastructure Act
EPA	Environmental Protection Agency
EPM	Environmental Programs and Management
ESA	Endangered Species Act
FIFRA	Federal Insecticide, Fungicide, and Rodenticide Act
FTE	Full-Time Equivalent
FY	Fiscal Year
GAO	Government Accountability Office
GHG	Greenhouse Gas
GPRA	Government Performance and Results Act
GSA	General Services Administration
HFCs	Hydrofluorocarbons
IJA	Infrastructure Investment and Jobs Act
LUST	Leaking Underground Storage Tanks
MLF	Multilateral Fund
MMTCO ₂ e	Million Metrics Tons of Carbon Dioxide Equivalent
NAAQS	National Ambient Air Quality Standards
NPL	National Priorities List
OA	Office of the Administrator
OCFO	Office of the Chief Financial Officer
OCHP	Office of Children’s Health Protection
OCSPP	Office of Chemical Safety and Pollution Prevention
OGC	Office of General Counsel
OIG	Office of the Inspector General
OMB	Office of Management and Budget
OMS	Office of Mission Support
ORD	Office of Research and Development
PFAS	Per- and Polyfluoroalkyl Substances
PHILIS	Portable High-Throughput Integrated Laboratory Identification System
PM	Particulate Matter
RCRA	Resource Conservation and Recovery Act
SDWA	Safe Drinking Water Act

List of Acronyms

SDWIS	Safe Drinking Water Information System
SES	Senior Executive Service
SF	Superfund
SRF	State Revolving Fund
STAG	State and Tribal Assistance Grants
WIIN	Water Infrastructure Improvements for the Nation Act



United States Environmental Protection Agency
www.epa.gov