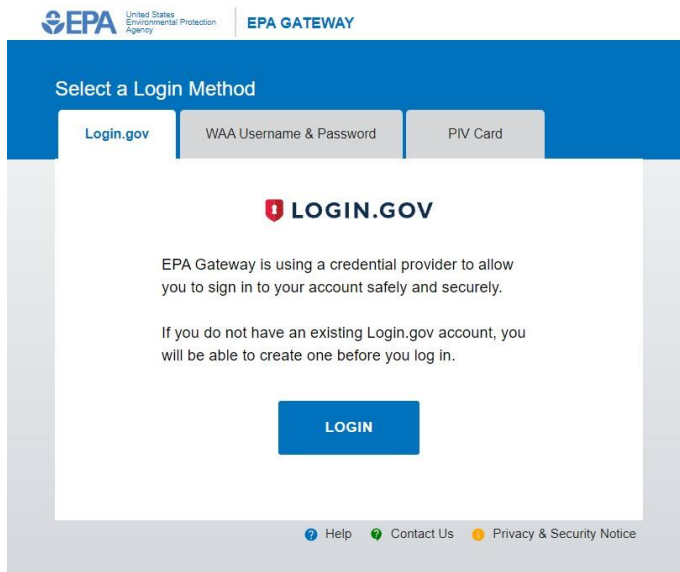


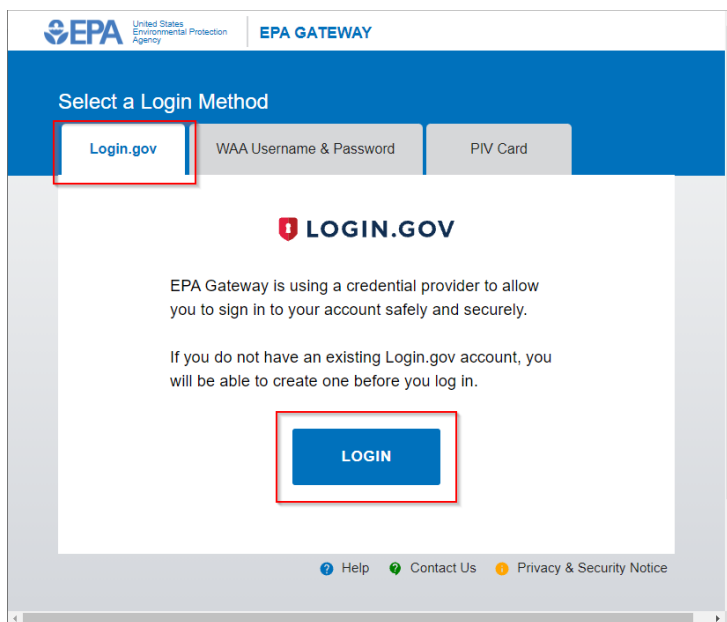
This job aid assists users on how to request new Login.gov credentials and request access to an EPA Community Application.

STEP 1 Create a LOGIN.GOV Account

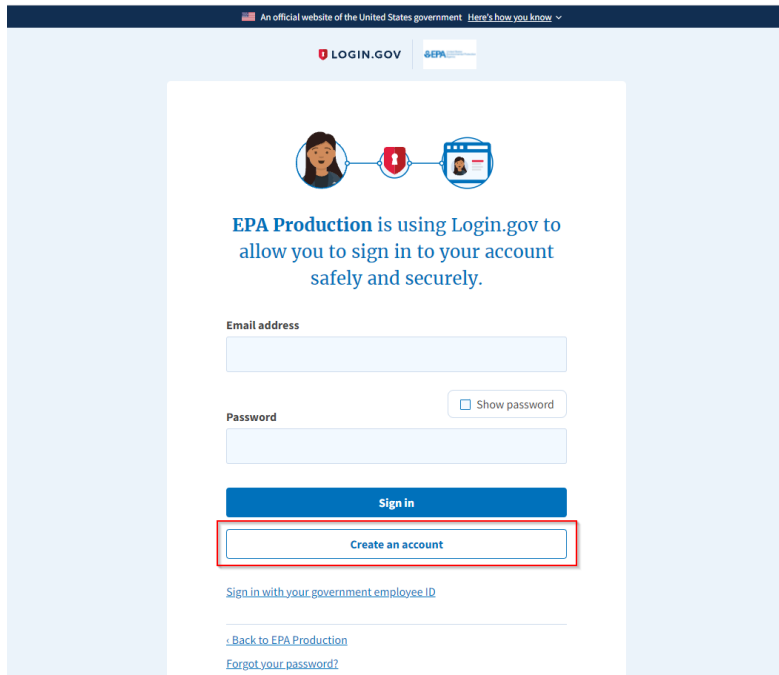
1. In your browser go to <https://waa.epa.gov>. You will be redirected to the **EPA GATEWAY** login page.



2. From the "Login.gov" tab of the EPA Gateway login page, click the "Login" button.




3. The EPA/Login.gov landing page will be displayed. Click the "Create an Account" button to continue.



An official website of the United States government Here's how you know

LOGIN.GOV EPA



EPA Production is using Login.gov to allow you to sign in to your account safely and securely.

Email address

Password Show password

Sign in

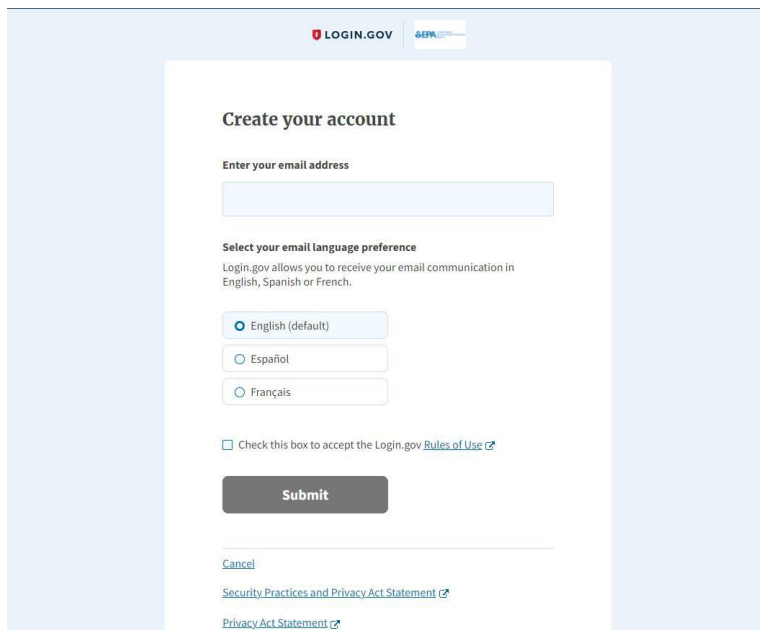
Create an account

[Sign in with your government employee ID](#)

[Back to EPA Production](#)

[Forgot your password?](#)

4. Complete steps [to create an Login.gov account](#) using your preferred email address.



LOGIN.GOV EPA

Create your account

Enter your email address

Select your email language preference

Login.gov allows you to receive your email communication in English, Spanish or French.

English (default)

Español

Français

Check this box to accept the Login.gov [Rules of Use](#)

Submit

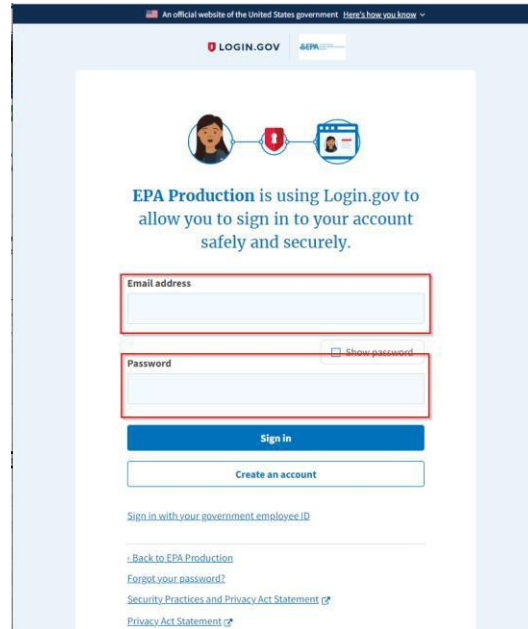
[Cancel](#)

[Security Practices and Privacy Act Statement](#)

[Privacy Act Statement](#)

STEP 2 Request Access to a EPA Community program (24-Hour Portal)

5. Go to this website: <https://waa.epa.gov> and log-in using your "LOGIN.gov" account, that was created above in step 1. The EPA/Login.gov landing page will be displayed. Enter your Login.gov account credentials (i.e., email address and password) and click the "Sign In" button to continue.




The screenshot shows the EPA Login.gov sign-in page. At the top, it says "An official website of the United States government" and "Here's how you know". Below that is the "LOGIN.GOV" logo and the EPA logo. The main heading reads "EPA Production is using Login.gov to allow you to sign in to your account safely and securely." There are two input fields: "Email address" and "Password". The "Password" field has a "Show password" checkbox. Below the fields are two buttons: "Sign in" (blue) and "Create an account" (white). At the bottom, there are links for "Sign in with your government employee ID", "Back to EPA Production", "Forgot your password?", "Security Practices and Privacy Act Statement", and "Privacy Act Statement".

You will be prompted to enter a one-time security code.

NOTE 1: This step may vary depending on how the second factor authentication was configured for the account (SMS text, software authenticator, PIV/CAC, or security key)

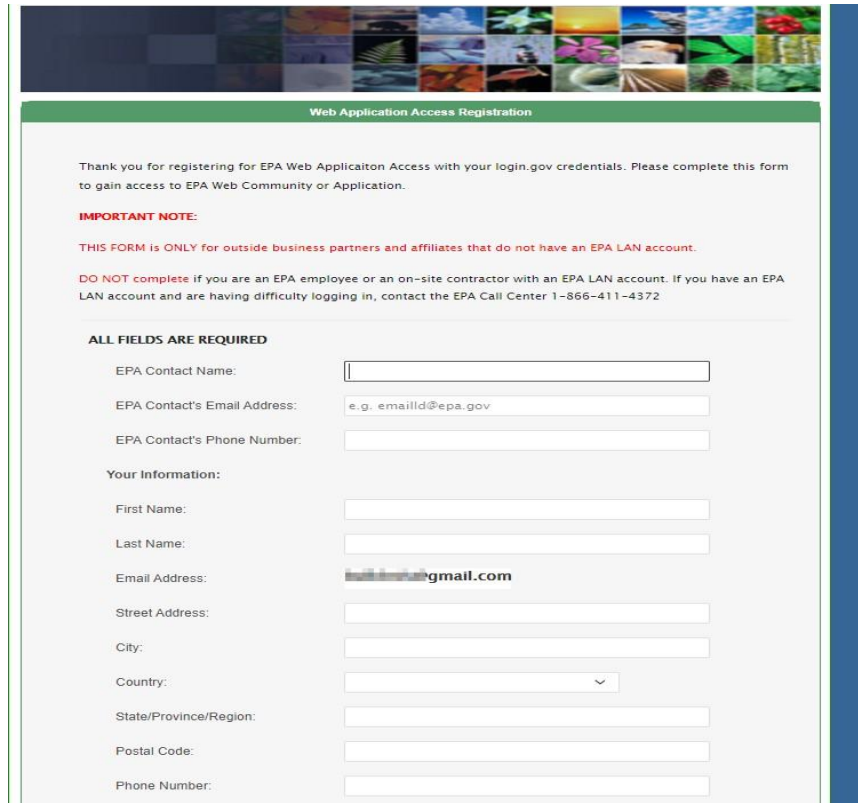
NOTE 2: If you do not have access to your primary authentication method, you may opt to use your secondary authentication method by selecting the "Choose another authentication method" link.

Enter the code into the "One-time security code" textbox and click the "Submit" button.



The screenshot shows the "Enter your security code" page. The heading is "Enter your security code". Below it, it says "We sent a security code to ***-***-1234. This code will expire in 10 minutes." There is a text input field labeled "One-time security code" with a red border around it. To the right of the input field is a blue "Submit" button. Below the input field are two buttons: "Get another code" (with a refresh icon) and "Remember this browser" (with a checkbox). At the bottom, there is a link that says "Don't have access to your phone right now? Choose another authentication method".

6. Complete the EPA Community registration information.



Web Application Access Registration

Thank you for registering for EPA Web Application Access with your login.gov credentials. Please complete this form to gain access to EPA Web Community or Application.

IMPORTANT NOTE:

THIS FORM is ONLY for outside business partners and affiliates that do not have an EPA LAN account.

DO NOT complete if you are an EPA employee or an on-site contractor with an EPA LAN account. If you have an EPA LAN account and are having difficulty logging in, contact the EPA Call Center 1-866-411-4372

ALL FIELDS ARE REQUIRED

EPA Contact Name:

EPA Contact's Email Address:

EPA Contact's Phone Number:

Your Information:

First Name:

Last Name:

Email Address:

Street Address:

City:

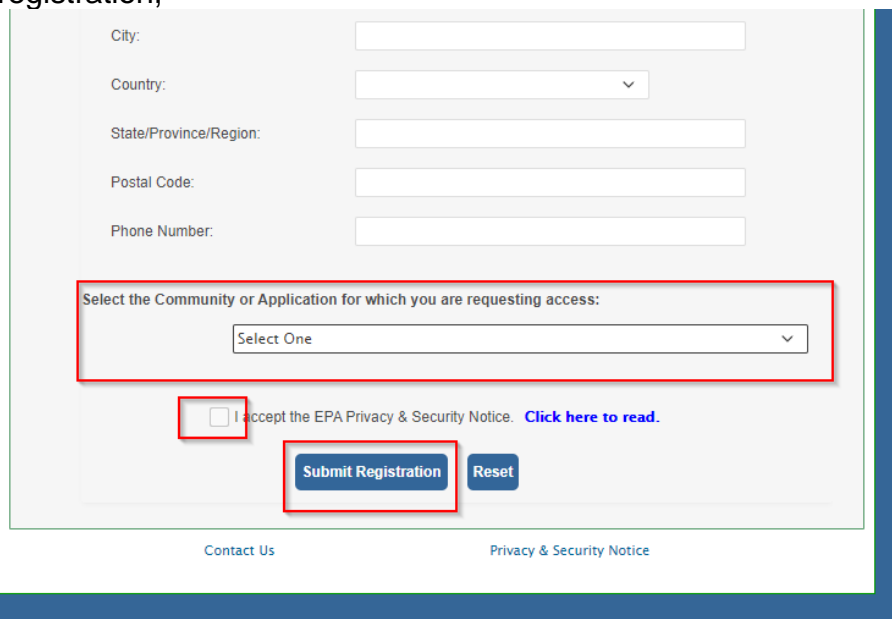
Country:

State/Province/Region:

Postal Code:

Phone Number:

7. At the bottom of the form select the specific EPA Community Application for registration,



City:

Country:

State/Province/Region:

Postal Code:

Phone Number:

Select the Community or Application for which you are requesting access:

I accept the EPA Privacy & Security Notice. [Click here to read.](#)

[Contact Us](#) [Privacy & Security Notice](#)

8. For the GMG290000 Offshore Oil & Gas General Permit, please select the “**R6 Offshore 24-Hour Reporting Portal**” as your community program.

Your current communities are checked below. Add checks to new communities you want to request to join.

- Qlik AdvancePartners
- R6 DI UIC Reporting
- R6 MS4 Stormwater
- R6 Mun-Ind Pretreat Portal
- R6 Offshore 24-Hour Reporting Portal
- R6 TAR Creek
- R6 UIC Annual Reporting

9. Accept EPA security terms and click Submit Registration.

City:

Country:

State/Province/Region:

Postal Code:

Phone Number:

Select the Community or Application for which you are requesting access:

I accept the EPA Privacy & Security Notice. [Click here to read.](#)

[Contact Us](#) [Privacy & Security Notice](#)

Note: EPA needs to approve your request first before gaining access to the online portal. Please contact garcia.mitty@epa.gov if you don't get approval within 72 hours of your request.