

From: [Lundelius, Diana](#)
To: [Wade, Eveland](#)
Subject: CEDRI Submission For Rules Not Listed
Date: Friday, December 3, 2021 12:00:00 PM
Attachments: [create_reports_job_aide.pdf](#)
[image001.png](#)
[image002.png](#)
[image003.png](#)

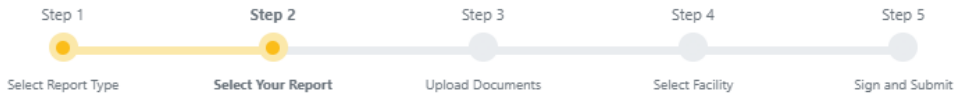
Okay, I heard back from Eric...

What you need to do to submit via CEDRI is:

1. Click Create Report
2. Select Report Type
3. Select State/Local/Tribal Rule or Permit
4. Select Other Report from the drop down menu
5. Name the report type in the data field – NESHAP FF Initial Notification etc
6. Upload the document(s)
7. Certify and submit

I highlighted additional text in the attached job aide document for reference.

The screenshot shows a progress bar at the top with five steps: Step 1 (Select Report Type), Step 2 (Select Your Report), Step 3 (Upload Documents), Step 4 (Select Facility), and Step 5 (Sign and Submit). Below the progress bar are navigation buttons: '< Return to Select Report Type', 'Save and Return to My Reports', and 'Next: Upload Documents >'. The main content area is titled 'Select Report Type' and contains the question 'What type of report would you like to create?'. Below this is a list of report types: 'Show Report Type Explanations', 'Notification Report', 'Periodic Report', 'Non-ERT Performance Test/Evaluation Report', 'ERT Performance Test/Evaluation Report', 'State/Local/Tribe Rule/Permit or Other Report', and 'Information Collection Request (ICR)'. A yellow arrow points to the 'State/Local/Tribe Rule/Permit or Other Report' option. At the bottom left, there is a link 'Need help finding your report?' and a 'Cancel' button at the bottom right.



[← Return to Select Report Type](#)
[Save and Return to My Reports](#)
[Next: Upload Documents >](#)

Note: All reports in the Selected Report(s) table will be included when proceeding to the next step of the workflow.

Search for Report(s) to Create

[Need help finding your report?](#)

Search Criteria

Sectors

Source Categories

Report Type

× Other Report

× State/Local/Tribe Rule or Permit

Parts

× State or Other Regulation

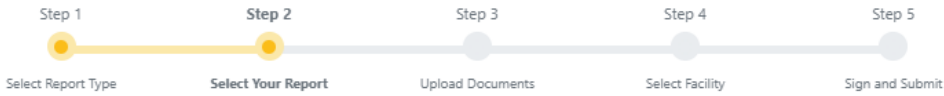
Subparts

× State or Other Regulation

Report Names

4 Results (10 Required) ⓘ

[Reset Search](#)
[Search for Reports](#)



[← Return to Select Report Type](#)
[Save and Return to My Reports](#)
[Next: Upload Documents >](#)

Use any combination of the search criteria you wish to narrow down the search to 10 options or less.

Next, click 'Add' to move desired reports to the Selected Report(s) table.

Note: All reports in the Selected Report(s) table will be included when proceeding to the next step of the workflow.

Search for Report(s) to Create

[Need help finding your report?](#)

Search Criteria

Report Type

- Other Report
- State/Local/Tribe Rule or Permit

Part

- State or Other Regulation

Subpart

- State or Other Regulation

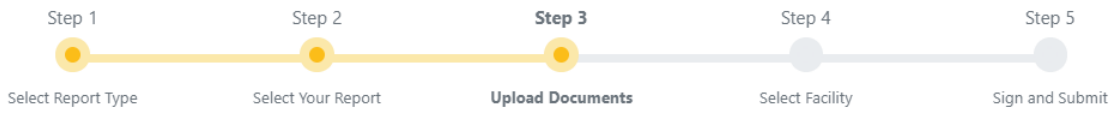
[New Search](#)

Search Results

Select the report(s) you want to create.

Source Sector	Report Category	Report Type	Part	Subpart	Available Reports	Action
	Other Report	Other Report	State or Other Regulation	State or Other Regulation	Other Report (Submittal via CEDRI optional for Federal reporting)	Add
	Other Report	Other Report	State or Other Regulation	State or Other Regulation	Performance Test Report (Submittal via CEDRI optional for Federal reporting)	Add
	Other Report	Other Report	State or Other Regulation	State or Other Regulation	Other Report (Submittal via CEDRI optional for Federal reporting)	Add
	Other Report	Other Report	State or Other Regulation	State or Other Regulation	NSR Permit Application	Add

Selected Report(s)



[← Return to Select Your Report](#) [Save and Return to My Reports](#) [Next: Select Facility >](#)

Note: When uploading a Periodic Report, or certain Notification Reports that requires an Excel template upload, you CANNOT upload a reporting template that is a different major version number than the one provided at the "Report Template" link below. (e.g. If the version number in the template provided by CEDRI is 2.00, you CANNOT upload previous template versions 1.00, 1.01, or 1.02).

Other Report (Submittal via CEDRI optional for Federal reporting)

Information	
Report	Other Report (Submittal via CEDRI optional for Federal reporting) - State or Other Regulation State or Other Regulation - State or Other Regulation Edit Report Name
Report Type	Other Report
Date Updated	Dec 22 2025 10:59:53 AM
Status	Under Development

Upload	
File Upload *	
<input type="button" value="Choose File"/> No file chosen	<input type="button" value="Upload"/>
Click browse or drop file here...	
The acceptable file format(s) include: .pdf, .doc, .zip, .xls	