

We are in the process of ensuring this document is accessible to all audiences. If you need assistance accessing this document, or any materials on the EPA East Palestine, Ohio emergency response webpages, please contact the Region 5 Public Information Officer on-call r5_eastpalestine@epa.gov

Table 1
Community Continuous Air Monitoring Results
East Palestine Derailment Site
East Palestine, Columbiana County, Ohio

Monitoring Period: 03/12/2023 00:00 through 03/13/2023 17:51

Air Monitoring Instrument: Serial Number	Analyte	Screening Level ¹	Screening Level Exceeded?	8-hour Period Concentration Range	Average of All 8-hour Periods
8533230503	PM _{2.5} (mg/m ³)	0.035 mg/m ³	No	0.01 to 0.031	0.016
	PM ₁₀ (mg/m ³)	0.035 mg/m ³	No	0.01 to 0.032	0.018
8533230504	PM _{2.5} (mg/m ³)	0.035 mg/m ³	No	0.008 to 0.028	0.015
	PM ₁₀ (mg/m ³)	0.035 mg/m ³	No	0.009 to 0.028	0.015
8533230702	PM _{2.5} (mg/m ³)	0.035 mg/m ³	Yes ²	0.012 to 0.035	0.019
	PM ₁₀ (mg/m ³)	0.035 mg/m ³	Yes ²	0.012 to 0.036	0.021
W01A00002175	VOC (ppm)	0.5 ppm	No	0.00 to 0.00	0.00
	CO (ppm)	9 ppm	No	0.00 to 0.00	0.00
	H ₂ S (ppm)	0.1 ppm	No	0.00 to 0.00	0.00
	LEL (%)	> 5%	No	0.00 to 0.00	0.00
W01A00002181	VOC (ppm)	0.5 ppm	No	0.00 to 0.00	0.00
	CO (ppm)	9 ppm	No	0.00 to 0.00	0.00
	H ₂ S (ppm)	0.1 ppm	No	0.00 to 0.00	0.00
	LEL (%)	> 5%	No	0.00 to 0.00	0.00
W01A00002173	VOC (ppm)	0.5 ppm	No	0.00 to 0.00	0.00
	CO (ppm)	9 ppm	No	0.00 to 0.00	0.00
	H ₂ S (ppm)	0.1 ppm	No	0.00 to 0.00	0.00
	LEL (%)	> 5%	No	0.00 to 0.00	0.00
W01A00002182	VOC (ppm)	0.5 ppm	No	0.00 to 0.00	0.00
	CO (ppm)	9 ppm	No	0.00 to 0.00	0.00
	H ₂ S (ppm)	0.1 ppm	No	0.00 to 0.00	0.00
	LEL (%)	> 5%	No	0.00 to 0.00	0.00
W01A00002653	VOC (ppm)	0.5 ppm	No	0.00 to 0.00	0.00
	CO (ppm)	9 ppm	No	0.00 to 0.00	0.00
	H ₂ S (ppm)	0.1 ppm	No	0.00 to 0.00	0.00
W01B00002162	VOC (ppm)	0.5 ppm	No	0.00 to 0.00	0.00
	CO (ppm)	9 ppm	No	0.00 to 0.00	0.00
	H ₂ S (ppm)	0.1 ppm	No	0.00 to 0.00	0.00
	LEL (%)	> 5%	No	0.00 to 0.00	0.00
W01B00002164	VOC (ppm)	0.5 ppm	No	0.00 to 0.00	0.00
	CO (ppm)	9 ppm	No	0.00 to 0.01	0.00
	H ₂ S (ppm)	0.1 ppm	No	0.00 to 0.00	0.00
	LEL (%)	> 5%	No	0.00 to 0.00	0.00
W01B00002170	VOC (ppm)	0.5 ppm	No	0.00 to 0.0	0.00
	CO (ppm)	9 ppm	No	0.00 to 0.02	0.01
	H ₂ S (ppm)	0.1 ppm	No	0.00 to 0.00	0.00
	LEL (%)	> 5%	No	0.00 to 0.00	0.00
	HCN (ppm)	1 ppm	No	0.00 to 0.00	0.00
W01B00002172	VOC (ppm)	0.5 ppm	No	0.00 to 0.00	0.00
	CO (ppm)	9 ppm	No	0.00 to 0.01	0.00
	H ₂ S (ppm)	0.1 ppm	No	0.00 to 0.00	0.00
	LEL (%)	> 5%	No	0.00 to 0.00	0.00
	HCN (ppm)	1 ppm	No	0.00 to 0.01	0.00

Table 1
Community Continuous Air Monitoring Results
East Palestine Derailment Site
East Palestine, Columbiana County, Ohio

Monitoring Period: 03/12/2023 00:00 through 03/13/2023 17:51

Air Monitoring Instrument: Serial Number	Analyte	Screening Level¹	Screening Level Exceeded?	8-hour Period Concentration Range	Average of All 8-hour Periods
W01B00002181	VOC (ppm)	0.5 ppm	No	0.00 to 0.00	0.00
	CO (ppm)	9 ppm	No	0.00 to 0.00	0.00
	H ₂ S (ppm)	0.1 ppm	No	0.00 to 0.00	0.00
	LEL (%)	> 5%	No	0.00 to 0.00	0.00
W01B00002183	VOC (ppm)	0.5 ppm	No	0.00 to 0.01	0.00
	CO (ppm)	9 ppm	No	0.00 to 0.03	0.01
	H ₂ S (ppm)	0.1 ppm	No	0.00 to 0.00	0.00
	LEL (%)	> 5%	No	0.00 to 0.00	0.00
	HCN (ppm)	1 ppm	No	0.00 to 0.00	0.00
W01B00002206	VOC (ppm)	0.5 ppm	No	0.00 to 0.00	0.00
	CO (ppm)	9 ppm	No	0.00 to 0.0	0.00
	H ₂ S (ppm)	0.1 ppm	No	0.00 to 0.00	0.00
	LEL (%)	> 5%	No	0.00 to 0.00	0.00
W01B00002208	VOC (ppm)	0.5 ppm	No	0.00 to 0.00	0.00
	CO (ppm)	9 ppm	No	0.00 to 0.00	0.00
	H ₂ S (ppm)	0.1 ppm	No	0.00 to 0.00	0.00
	LEL (%)	> 5%	No	0.00 to 0.00	0.00
W01B00002220	VOC (ppm)	0.5 ppm	No	0.00 to 0.0	0.00
	CO (ppm)	9 ppm	No	0.00 to 0.02	0.01
	H ₂ S (ppm)	0.1 ppm	No	0.00 to 0.00	0.00
	LEL (%)	> 5%	No	0.00 to 0.00	0.00
W01B00002221	VOC (ppm)	0.5 ppm	No	0.00 to 0.00	0.00
	CO (ppm)	9 ppm	No	0.00 to 0.00	0.00
	H ₂ S (ppm)	0.1 ppm	No	0.00 to 0.00	0.00
W01B00002222	VOC (ppm)	0.5 ppm	No	0.00 to 0.00	0
	CO (ppm)	9 ppm	No	0.00 to 0.03	0.01
	H ₂ S (ppm)	0.1 ppm	No	0.00 to 0.00	0
	LEL (%)	> 5%	No	0.00 to 0.00	0
	HCN (ppm)	1 ppm	No	0.00 to 0.00	0
W01B00002223	VOC (ppm)	0.5 ppm	No	0.00 to 0.00	0
	CO (ppm)	9 ppm	No	0.00 to 0.00	0
	H ₂ S (ppm)	0.1 ppm	No	0.00 to 0.00	0
W01A00000609	VOC (ppm)	0.5 ppm	No	0.00 to 0.00	0
	CO (ppm)	9 ppm	No	0.00 to 0.07	0
	H ₂ S (ppm)	0.1 ppm	No	0.00 to 0.00	0
	LEL (%)	> 5%	No	0.00 to 0.00	0

Table 1
Community Continuous Air Monitoring Results
East Palestine Derailment Site
East Palestine, Columbiana County, Ohio

Monitoring Period: 03/12/2023 00:00 through 03/13/2023 17:51

Notes:

¹ Site-Specific Action Level stated in the Tetra Tech Air Monitoring and Sampling Plan.

² Vehicle traffic observed during monitoring period near monitoring instrument.

Air monitoring measurements have been averaged over a 8-hour time period and summarized above.
Air monitoring is not performed during inclement weather conditions/rain and thunderstorms.

Abbreviations:

> - Greater than

% - Percent

CO - Carbon Monoxide

H₂S - Hydrogen Sulfide

HCN - Hydrogen Cyanide

LEL - Lower Explosive Limit

mg/m³ - milligrams per meter cubed

PM_{2.5} - Particulate Matter, diameter 2.5 micrometers and smaller

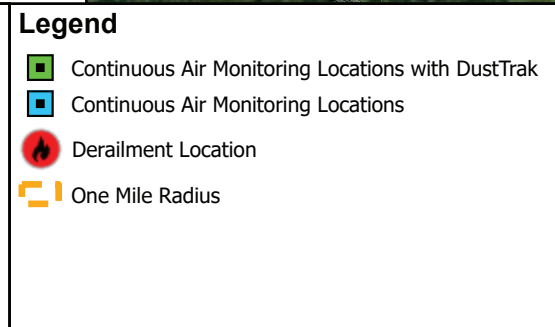

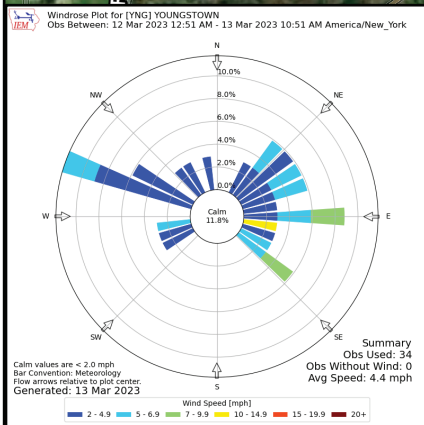
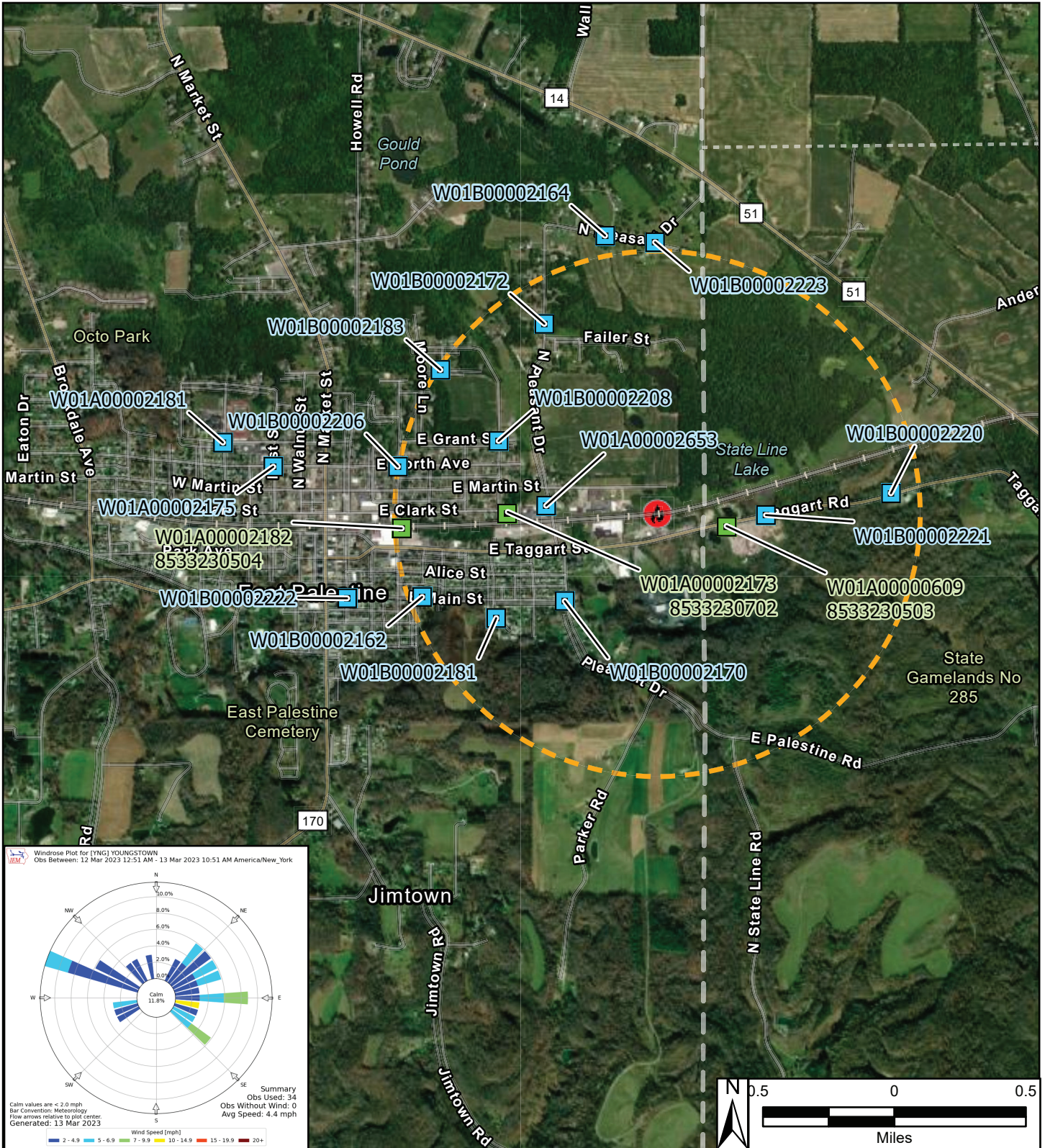
PM₁₀ - Particulate Matter, diameter 10 micrometers and smaller

ppm - Parts per million

S/N - Serial number

VOC - Volatile organic compound

<p>We are in the process of ensuring this document is accessible to all audiences. If you need assistance accessing this document, or any materials on the EPA East Palestine, Ohio emergency response webpages, please contact the Region 5 Public Information Officer on-call r5_eastpalestine@epa.gov</p>
--



East Palestine Derailment ER Site
 East Palestine, Columbiana County, OH 44413

Figure 1
Continuous Air Monitoring Community Stations

Prepared For: EPA | Prepared By: Tetra Tech Inc.