

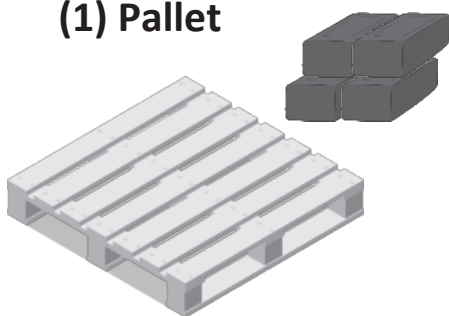
## 1/2 Cord Firewood Storage



- Easy to build
- Inexpensive materials
- Video instructions at: [www.epa.gov/burnwise/videos](http://www.epa.gov/burnwise/videos)


### Base

- (4) Pavers or bricks
- (1) Pallet




### Ends

- (2) 2"x4"x10' treated lumber (to be cut in half)



### Roof

- (1) sheet of 4'x8' treated plywood



**Tools: Gloves, Safety Glasses, Saw**

### Tips

- Use a large enough roof so the overhang protects wood from rain & snow
- Stack larger pieces of firewood at the base to increase stability
- Season wood at least 6 months for soft wood, and 12 months for hard wood
- Depending on pallet type, may need to use 6 - foot metal T-posts as ends