



A Helpful Guide to Bulletins Live! Two

What are Bulletins? Bulletins tell us the geographically specific pesticide use limitations for the protection of threatened and endangered species and their designated critical habitat listed under the Endangered Species Act.

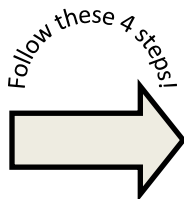
What is Bulletins Live! Two? Bulletins Live! Two (BLT) is an online search engine to help you find Bulletins that may apply to you.

Why do I need to know about Bulletins?

- Bulletins are important! You must follow use instructions found on your label, which may direct you to access and follow directions from BLT.
- The label will also tell you when you must access BLT, which is typically within six months of your application date.

How do I search on BLT?

Searching and printing bulletins is quick and easy! Each search takes less than 5 minutes.



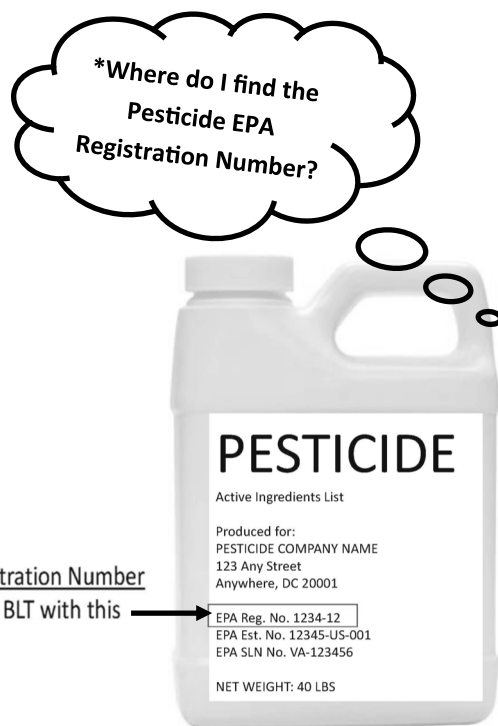

- 1** Gather the information you will need:
 - Application location (zip code, street address, town, etc.)
 - When you wish to apply (Month, Year)
 - Pesticide EPA Registration Number* - leave this blank to see all the products with use limitations in your area
- 2** Input this information into the search engine.
- 3** If a pink area is visible on the map, click it, and a green "Printable Bulletin" button will appear in the top right corner. Click it to download a PDF of your bulletin.
- 4** Review the bulletin for any use limitations.

Now that I have my Bulletins, what do I do with them?

- Follow all use limitations and requirements both on the label and the bulletin.
- Bulletins can be downloaded to be referenced in the future.

How do I learn more?

- **Enroll to receive OPP Updates!**
To sign-up go to: <https://www.epa.gov/pesticides>. Public updates are often issued when either new or updated Bulletins are published in BLT.
- **Visit our website!**
For more information visit: www.epa.gov/pesticides/bulletins
- **QR Code to Bulletins Live! Two** →



✓ EPA Registration Number

Search BLT with this →