

Introducing the SmartWay Online Shipper Tool

Erik Herzog
November 21, 2024



Targaryen Industries

Welcome to the SmartWay Online Shipper Tool

[Submit your annual SmartWay information here.](#)







FILING FORMS WITH THE FEDERAL GOVERNMENT AND ESTIMATED REPORTING BURDEN:

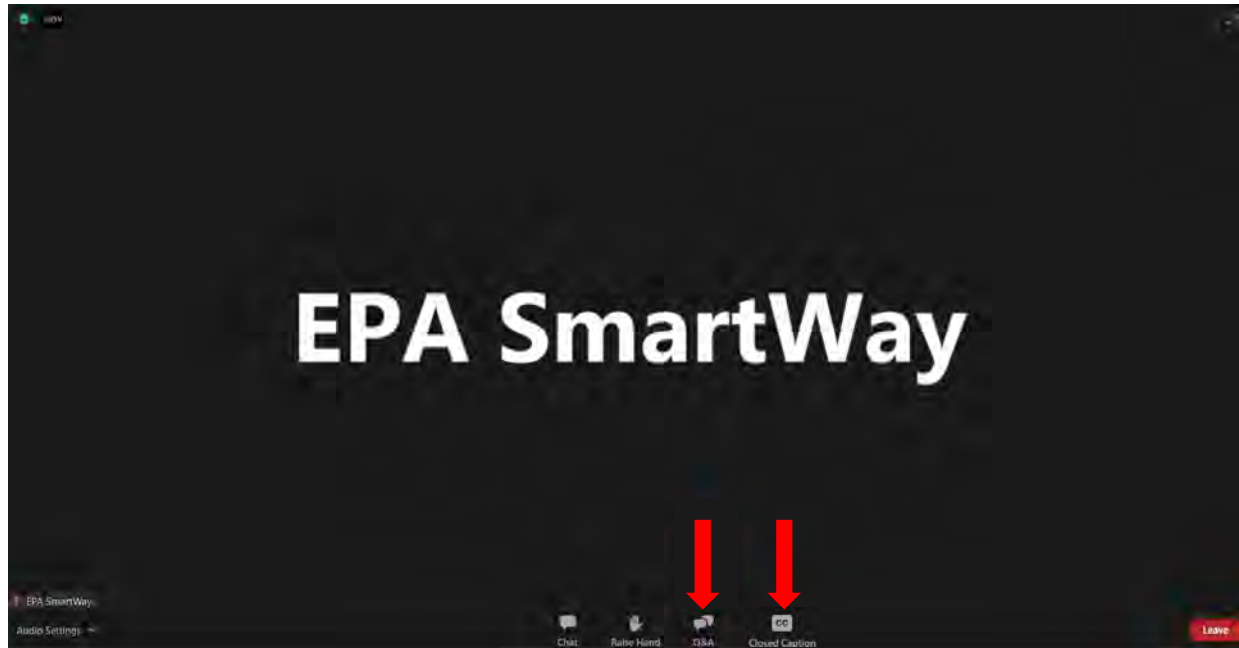
This collection of information is approved by OMB under the Paperwork Reduction Act, 44 U.S.C. 3501 et seq. (OMB Control No. 2060-0663). Responses to this collection of information are voluntary (Energy Policy Act of 2005, citation 109-58). An agency may not conduct or sponsor, and a person is not required to respond to, a collection of information unless it displays a currently valid OMB control number. The public reporting and recordkeeping burden for this collection of information for the average user is estimated to be 5.82 hours for the initial registration, and 2.66 hours for annual updates. Send comments on the Agency's need for this information, the accuracy of the provided burden estimates and any suggested methods for minimizing respondent burden to the Regulatory Support Division Director, U.S. Environmental Protection Agency (2821T), 1200 Pennsylvania Ave., NW, Washington, D.C. 20460. Include the OMB control number in any correspondence. Do not send the completed form to this address.

START

Webinar Housekeeping



-  The presentation slides will be shared after the webinar
-  Today's webinar is being recorded
-  Submit a question or comment via the Q&A pane on your Zoom control panel
-  Subtitles are available by clicking the closed captioning icon in your control panel.
-  After the presentation, as time permits, our EPA hosts and presenters will answer questions submitted via the Q&A box
-  Please complete the survey at the end of today's webinar



Meet our Partners & Affiliates



- [Learn About Partners and Affiliates](#)
 - [Partners List](#)
 - [Affiliates List](#)
 - [Charter Partners](#)
- [SmartWay Excellence Awardees](#)
- [High Performer Lists](#)
- [SmartWay Profiles in Leadership](#)
- [Featured Partner Profiles](#)
- [Carrier Performance Rankings](#)

Use the SmartWay Brand



- Learn About:
 - [The SmartWay Brand](#)
 - [Sharing Your Participation in SmartWay](#)
 - [SmartWay Verified Technologies](#)
 - [SmartWay Tractors & Trailers](#)
 - [Apply the Logo to SmartWay Tractors & Trailers](#)
 - [Partner Press Releases](#)

Stay Connected: Get the E-Update



[More SmartWay News](#)

Webinars & Events

Upcoming Webinar:

- [11/21/24 - 2024 SmartWay SmartWay Online Shipper Tool Demonstration](#)
- [12/4/24 - Celebrating EPA's SmartWay Transport Partnership 20th Anniversary and Program Achievements](#)

[View Past Webinar Recordings.](#)

Global Collaboration & SmartWay



www.epa.gov/smartway



Register for Upcoming Webinars

- Participants must pre-register.
- Registration closes at 12:00 pm on the day of the webinar.
- Click the event name for a description and registration links.

[Event Type Legend](#)

Date	Type	Event Name
Wednesday, November 21, 2024	Tool Demonstration	2024 SmartWay Online Shipper Tool Demonstration
Wednesday, December 4, 2024	Education	Celebrating EPA's SmartWay Transport Partnership 20th Anniversary and Program Achievements

Have an idea for a webinar? [Email your idea](#) to (smartway_transport@epa.gov) with the subject line "SmartWay Webinar Suggestion."



[Learn more about SmartWay's Freight Matters! Webinar Series:](#) This series features leaders in the freight sector discussing trends and issues that matter to your business.

Past Webinars

[Event Type Legend](#)



[www.epa.gov/smartway/
smartway-webinars-events](http://www.epa.gov/smartway/smartway-webinars-events)

Presenter



Erik Herzog has been with the EPA Office of Transportation and Air Quality for 35 years and has been working with SmartWay for the last seventeen. Prior to joining SmartWay, Erik worked on vehicle emission inspection programs, the use of economic incentives to reduce vehicle emissions, and sustainable commuting. With SmartWay, he has worked on development of the SmartWay partner tools; on many aspects of program evaluation, including data quality; emissions reduction benefits, and harmonizing SmartWay methodologies with other green freight protocols. He has a Bachelor's in Psychology from Bethany College, a Master's in Natural Resource Policy from the University of Michigan, and an Advanced Certificate in Sustainable Innovation from the University of Vermont.



Introducing the SmartWay Online Shipper Tool

Erik Herzog
November 21, 2024



Data Year 2021



Targaryen Industries

Welcome to the SmartWay Online Shipper Tool

[Submit your annual SmartWay information here.](#)

FILING FORMS WITH THE FEDERAL GOVERNMENT AND ESTIMATED REPORTING BURDEN:

This collection of information is approved by OMB under the Paperwork Reduction Act, 44 U.S.C. 3501 et seq. (OMB Control No. 2060-0663). Responses to this collection of information are voluntary (Energy Policy Act of 2005, citation 109-58). An agency may not conduct or sponsor, and a person is not required to respond to, a collection of information unless it displays a currently valid OMB control number. The public reporting and recordkeeping burden for this collection of information for the average user is estimated to be 5.82 hours for the initial registration, and 2.66 hours for annual updates. Send comments on the Agency's need for this information, the accuracy of the provided burden estimates and any suggested methods for minimizing respondent burden to the Regulatory Support Division Director, U.S. Environmental Protection Agency (2821T), 1200 Pennsylvania Ave., NW, Washington, D.C. 20460. Include the OMB control number in any correspondence. Do not send the completed form to this address.

START

-  Very Quick SmartWay Background
-  Detailed Demonstration







Background

- 🌱 Voluntary Program
- 🌱 Jointly developed with the freight industry
- 🌱 Goal: reduce emissions- CO₂, NO_x, PM
- 🌱 Goal: Save partners money through efficiency improvements



SmartWay Timeline



-  Program initiation: 2001
-  Program launch: 2004
-  SmartWay 1.0 Tools: Equipment based, Excel, 2004
-  SmartWay 2.0 Tools: Performance based, Excel: 2008
-  SmartWay 3.0 Tools (Online)
 - Online Truck Tools: 2020
 - Online Shipper Tool: 2021
 - Online Logistics Tool: 2022
 - Online Barge, Air, Rail Tools: 2025-2026
-  Constant ongoing optimization (real time deployment with online tools)

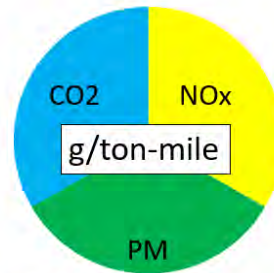
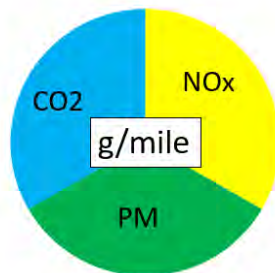
SmartWay System Core Functionality



Carriers Submit Data in
SmartWay Tools



SmartWay QA/QCs
the Data & Creates
Metrics



SmartWay's Current 6 Emission Metrics

Pollutants		Metrics	
CO2	Carbon Dioxide: a surrogate for fuel efficiency and global warming	Grams per Mile	Amount of pollution produced for every mile travelled
NOx	Oxides of Nitrogen: known for creating smog, a concern for local areas	Grams per Ton-mile	Amount of pollution produced for every ton that travels one mile, usually the best metric to use
PM	Particulate Matter: known for creating black soot, a concern for local areas		

Common
Metrics
Accessed by
Customers



Used in Global &
Other National
Reporting Systems



Feedback Mechanism

Getting Started (Existing Partners)



log into your SmartWay partner portal by entering your SmartWay ID at <https://app4.erg.com/smartwayweb/portal/login.cfm?language=ENG>



If you don't receive a login, then your email may be blocking our database messages so ask your PAM for a login.

The SmartWay Portal

The SmartWay Portal is a resource for SmartWay Partners and eligible companies that are interested in partnering up with SmartWay. The portal options that are listed below reflect what type of partner, prospect, or applicant you are (e.g., a Truck Carrier), as well as whether you are working with the US Environment Protection Agency or Natural Resources Canada. For example, partners can use this portal to obtain their SmartWay Registration document and SmartWay Logo files. Partners and prospects who are either Logistics Carriers or Shippers can use the Carrier Matching function to assist them in filling out their tools. If you have any questions, please contact your SmartWay Partner Account Manager or SmartWay recruiter.

Tools

- **SmartWay Online Shipper Tool (beta version)**

The Online Shipper Tool is the equivalent of the Excel-version of the SmartWay Shipper Tool. You may choose to download the Excel-based tool from the SmartWay website instead of using this online version. DO NOT complete more than one version of the Shipper Tool.

- [Begin Now](#)
- [Provide Feedback for the Online Shipper Tool \(10 question survey\)](#)
- [User Guide for the SmartWay Online Shipper Tool](#)
- [Technical Documentation for the SmartWay Online Shipper Tool](#)

- [Provide feedback on your SmartWay Excel-based tool](#)
- [SmartWay Carrier Matching](#)

Logo

- [Logo Resources](#)

Getting Started (New Partners)



Go to:

<https://www.epa.gov/smartway/participate-smartway>



Register as a SmartWay Shipper to gain access to the SmartWay Partner Portal and SmartWay assistance

A screenshot of the EPA SmartWay website. The top navigation bar includes the EPA logo, the text "United States Environmental Protection Agency", a search bar, and links for "Environmental Topics", "Laws & Regulations", "Report a Violation", and "About EPA". The main content area is titled "SmartWay" and "Participate in SmartWay". It features a sidebar with links like "SmartWay Home", "Learn about SmartWay", "Participate in SmartWay", "How the SmartWay Partnership Works", "Launching a Successful Freight Sustainability Strategy", "Become a SmartWay Carrier Partner", "Become a SmartWay Shipper Partner", "Become a SmartWay Logistics Company Partner", "Become a SmartWay Affiliate", "Meet the SmartWay Partners and Affiliates", "Use the SmartWay Brand", "Global Collaboration", and "SmartWay Latest News". The main text describes the SmartWay Transport Partnership and lists links to "Register as a SmartWay Partner", "SmartWay and Freight Sustainability Leadership", and "Become a SmartWay Affiliate". A section titled "Register as a SmartWay Partner" explains that any company or organization that ships, manages, or hauls freight can become a SmartWay Partner. It lists three types of SmartWay Partners: SmartWay Shippers, SmartWay Carriers, and SmartWay Logistics Companies. A "Related Links" section on the right lists links to "Overview", "Why Freight Matters to Supply Chain Sustainability", "How SmartWay Advances Sustainable Transportation Supply Chains", and "SmartWay Program Success".

Getting Started (Existing Partners)



log into your SmartWay partner portal by entering your SmartWay ID at <https://app4.erg.com/smartwayweb/portal/login.cfm?language=ENG>



If you don't receive a login, then your email may be blocking our database messages so ask your PAM for a login.

The SmartWay Portal

The SmartWay Portal is a resource for SmartWay Partners and eligible companies that are interested in partnering up with SmartWay. The portal options that are listed below reflect what type of partner, prospect, or applicant you are (e.g., a Truck Carrier), as well as whether you are working with the US Environment Protection Agency or Natural Resources Canada. For example, partners can use this portal to obtain their SmartWay Registration document and SmartWay Logo files. Partners and prospects who are either Logistics Carriers or Shippers can use the Carrier Matching function to assist them in filling out their tools. If you have any questions, please contact your SmartWay Partner Account Manager or SmartWay recruiter.

Tools

- **SmartWay Online Shipper Tool (beta version)**

The Online Shipper Tool is the equivalent of the Excel-version of the SmartWay Shipper Tool. You may choose to download the Excel-based tool from the SmartWay website instead of using this online version. DO NOT complete more than one version of the Shipper Tool.

- [Begin Now](#)
- [Provide Feedback for the Online Shipper Tool \(10 question survey\)](#)
- [User Guide for the SmartWay Online Shipper Tool](#)
- [Technical Documentation for the SmartWay Online Shipper Tool](#)

- [Provide feedback on your SmartWay Excel-based tool](#)
- [SmartWay Carrier Matching](#)

Logo

- [Logo Resources](#)

Getting Started (New Partners)



Go to:

<https://www.epa.gov/smartway/participate-smartway>



Register as a SmartWay Shipper to gain access to the SmartWay Partner Portal and SmartWay assistance

A screenshot of the EPA SmartWay website. The top navigation bar includes the EPA logo, the text "United States Environmental Protection Agency", a search bar, and links for "Environmental Topics", "Laws & Regulations", "Report a Violation", and "About EPA". The main content area is titled "Participate in SmartWay" and features a sidebar with links like "SmartWay Home", "Learn about SmartWay", "Participate in SmartWay", "How the SmartWay Partnership Works", "Launching a Successful Freight Sustainability Strategy", "Become a SmartWay Carrier Partner", "Become a SmartWay Shipper Partner", "Become a SmartWay Logistics Company Partner", "Become a SmartWay Affiliate", "Meet the SmartWay Partners and Affiliates", "Use the SmartWay Brand", "Global Collaboration", and "SmartWay Latest News". The main text describes the SmartWay Transport Partnership and lists links for "Register as a SmartWay Partner", "SmartWay and Freight Sustainability Leadership", and "Become a SmartWay Affiliate". A "Related Links" section on the right includes "Overview", "Why Freight Matters to Supply Chain Sustainability", "How SmartWay Advances Sustainable Transportation Supply Chains", and "SmartWay Program Success".

EPA United States Environmental Protection Agency

Search EPA.gov

Environmental Topics ▾ Laws & Regulations ▾ Report a Violation ▾ About EPA ▾

SmartWay CONTACT US

SmartWay Home

Learn about SmartWay

Participate in SmartWay

How the SmartWay Partnership Works

Launching a Successful Freight Sustainability Strategy

Become a SmartWay Carrier Partner

Become a SmartWay Shipper Partner

Become a SmartWay Logistics Company Partner

Become a SmartWay Affiliate

Meet the SmartWay Partners and Affiliates

Use the SmartWay Brand

Global Collaboration

SmartWay Latest News

Participate in SmartWay

EPA's SmartWay Transport Partnership helps companies and organizations achieve their freight supply chain sustainability goals by providing credible tools, data, and standards—at no cost—for measuring, benchmarking, and improving environmental performance.

On this Page:

- [Register as a SmartWay Partner](#)
- [SmartWay and Freight Sustainability Leadership](#)
- [Become a SmartWay Affiliate](#)

Register as a SmartWay Partner

Any company or organization that ships, manages, or hauls freight can become a SmartWay Partner. There are three types of SmartWay Partners:

- **SmartWay Shippers** are companies and organizations that ship or receive freight.
- **SmartWay Carriers** are companies that carry or move goods for shippers.
- **SmartWay Logistics Companies** are companies that hire freight carriers and manage freight shipments for shippers.

Related Links

Learn About SmartWay

- [Overview](#)
- [Why Freight Matters to Supply Chain Sustainability](#)
- [How SmartWay Advances Sustainable Transportation Supply Chains](#)
- [SmartWay Program Success](#)

Online Shipper Tool



 Comprehensive Screen
Capture Walkthrough and
Discussion

Data Year 2021



Targaryen Industries

Welcome to the SmartWay Online Shipper Tool

[Submit your annual SmartWay information here.](#)

FILING FORMS WITH THE FEDERAL GOVERNMENT AND ESTIMATED REPORTING BURDEN:

This collection of information is approved by OMB under the Paperwork Reduction Act, 44 U.S.C. 3501 et seq. (OMB Control No. 2060-0663). Responses to this collection of information are voluntary (Energy Policy Act of 2005; citation 109-58). An agency may not conduct or sponsor, and a person is not required to respond to, a collection of information unless it displays a currently valid OMB control number. The public reporting and recordkeeping burden for this collection of information for the average user is estimated to be 5.82 hours for the initial registration, and 2.66 hours for annual updates. Send comments on the Agency's need for this information, the accuracy of the provided burden estimates and any suggested methods for minimizing respondent burden to the Regulatory Support Division Director, U.S. Environmental Protection Agency (2821T), 1200 Pennsylvania Ave., NW, Washington, D.C. 20460. Include the OMB control number in any correspondence. Do not send the completed form to this address.

START

Assistance



SmartWay Online Shipper Tool

Determine Assistance



Indicate the level of assistance you need by selecting one of the options below and then selecting 'Continue' to proceed. You may also select the 'Help' button for additional information.

- ☐ I've done this many times before, take me right to the data input.
- ☒ I would like to review the Help screens before I start.
- ☐ Please contact me before I start.

Continue

Help

Easy Tool Navigation

SmartWay Online Shipper Tool

Help screens

Select the underlined links on this page for details on tool input requirements, help & navigation features, and tool schedules. Selecting the first three links will display the associated information. Select the link again to hide the information. Selecting either of the bottom two links will open a new tab in your browser. To return to this page you may close the new browser tab(s) or click on the Help screens browser tab.

If you do not have a PDF document viewer, you can go to the [Adobe Reader Web site](#) and download a free Adobe Reader for Windows, Macintosh, or UNIX systems. Note that there are other PDF viewers you can use instead.

- [Gathering Your Data](#)
- [Tool Help and Navigation](#)
- [Schedule of Tool Due Dates](#)
- [Tool User Guide \(PDF\)](#) (Opens in a new browser tab. To return to this page, simply close the new browser tab or click on the Help screens browser tab.)
- [EPA SmartWay Website](#) (Opens in a new browser tab. To return to this page, simply close the new browser tab or click on the Help screens browser tab.)

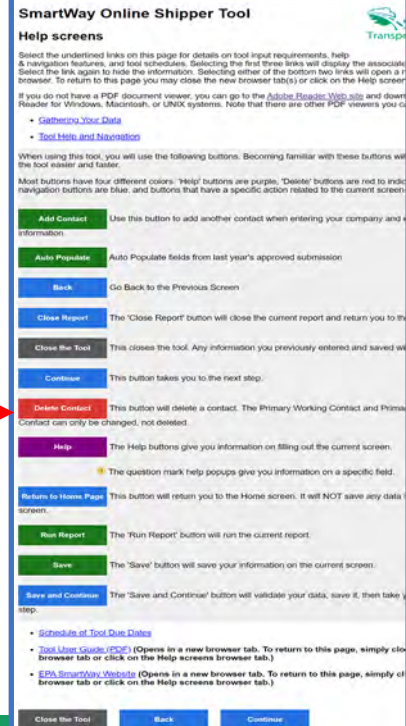


Close the Tool

Back

Continue

Accordion Structure, click and expand, click again and minimize



SmartWay Online Shipper Tool

Help screens

Select the underlined links on this page for details on tool input requirements, help & navigation features, and tool schedules. Selecting the first three links will display the associated information. Select the link again to hide the information. Selecting either of the bottom two links will open a new tab in your browser. To return to this page you may close the new browser tab(s) or click on the Help screens browser tab.

If you do not have a PDF document viewer, you can go to the [Adobe Reader Web site](#) and download a free Adobe Reader for Windows, Macintosh, or UNIX systems. Note that there are other PDF viewers you can use instead.

- [Gathering Your Data](#)
- [Tool Help and Navigation](#)
- [Schedule of Tool Due Dates](#)
- [Tool User Guide \(PDF\)](#) (Opens in a new browser tab. To return to this page, simply close the new browser tab or click on the Help screens browser tab.)
- [EPA SmartWay Website](#) (Opens in a new browser tab. To return to this page, simply close the new browser tab or click on the Help screens browser tab.)

When using this tool, you will use the following buttons. Becoming familiar with these buttons will make the tool easier and faster.

Most buttons have four different colors: "Help" buttons are purple, "Delete" buttons are red to indicate navigation buttons are blue, and buttons that have a specific action related to the current screen.






- Add Contact** Use this button to add another contact when entering your company and information.
- Auto Populate** Auto Populate fields from last year's approved submission.
- Back** Go Back to the Previous Screen.
- Close Report** The "Close Report" button will close the current report and return you to the Home Page.
- Close the Tool** This closes the tool. Any information you previously entered and saved will be lost.
- Continue** This button takes you to the next step.
- Delete Contact** This button will delete a contact. The Primary Working Contact and Primary Contact can only be changed, not deleted.
- Help** The Help buttons give you information on filling out the current screen.
- Return to Home Page** The question mark help popups give you information on a specific field. This button will return you to the Home screen. It will NOT save any data on the current screen.
- Run Report** The "Run Report" button will run the current report.
- Save** The "Save" button will save your information on the current screen.
- Save and Continue** The "Save and Continue" button will validate your data, save it, then take you to the next step.

- [Schedule of Tool Due Dates](#)
- [Tool User Guide \(PDF\)](#) (Opens in a new browser tab. To return to this page, simply close the new browser tab or click on the Help screens browser tab.)
- [EPA SmartWay Website](#) (Opens in a new browser tab. To return to this page, simply close the new browser tab or click on the Help screens browser tab.)

Close the Tool Back Continue

User Guide & Technical Information



-  In your Partner Portal
-  On the SmartWay website
-  Linked in the tool
-  User Guide is a step-by-step walkthrough
-  Technical Documentation lists tool inputs



Home Screen- Start



SmartWay Online Shipper Tool

The logo for SmartWay Transport Partnership, featuring a stylized green leaf and a blue road winding through it, with the text "SmartWay" in blue and "Transport Partnership" in green below it.

Home

Please complete the following steps in order. Check boxes on the left indicate successful completion of each step. For more information, select the 'Help' button, or select the 'Back' button to return to the prior page.

- ☐ Step 1: [Select Your Participation Level](#)
- ☐ Step 2: Partnership Agreement
- ☐ Step 3: Enter Company & Contact Information
- ☐ Step 4: Characterize Your Shipper Company(ies)
- ☐ Step 5: Enter Information for your Shipper Company(ies) (select company name to add information)
- ☐ Step 6: Review Your Information (reports)
- ☐ Step 7: Compare this year's information with last year's submission
- ☐ Step 8: Submit Your Information to EPA

BackClose the ToolHelp

- Main Navigation Screen
- Proceed step-by-step
- Screens are adaptive to your Monitor sizes

Home Screen- Process



SmartWay Online Shipper Tool

Home

Please complete the following steps in order. Check boxes on the left indicate successful completion of each step. For more information, select the 'Help' button, or select the "Back" button to return to the prior page.

- ☒ **Step 1:** [Select Your Participation Level](#)
- ☒ **Step 2:** [Partnership Agreement](#)
- ☒ **Step 3:** [Enter Company & Contact Information](#)
- ☒ **Step 4:** [Characterize Your Shipper Company\(ies\)](#)
- ☒ **Step 5:** Enter Information for your Shipper Company(ies) (select company name to add information)
 - ☒ [Morgan Enterprises](#)
- ☒ **Step 6:** [Review Your Information \(reports\)](#)
- ☐ **Step 7:** [Compare this year's information with last year's submission](#)
- ☐ **Step 8:** Submit Your Information to EPA

[Back](#)[Close the Tool](#)[Help](#)

As you complete steps, a checkmark will appear indicating you have completed it



Click on any previously completed section to review it

SmartWay Online Shipper Tool

Participation Level

First read the description of the different ways shippers can participate in SmartWay provided below. Then Specify your Participation Level by selecting the button next to the appropriate 'Way' designation (Way 2, Way 3, or Way 4). You can change your participation level at any time but be careful as this may result in some loss of data. (Note: Way 1, the SmartWay Candidate level, is only for companies who want to learn more about SmartWay before joining the program as a Shipper Partner.)

If you specify the Way 4 participation level, you must check a box selecting at least one of the three analyses listed under this option. Each of these analyses requires additional inputs. If you need more information to choose a participation level, including impacts on your potential for a SmartWay Award, see [SmartWay Awards Information](#) and/or talk to a SmartWay Partner Account Manager or representative.

After selecting your Participation Level (and for Way 4, the associated analyses), select the 'Save and Continue' button to complete the tool inputs. Next you will check your results and submit your tool to EPA for approval. You may also select the 'Help' button for additional information, or the 'Back' button to return to the previous page.

Warning: You have already specified your participation level. You may change it, but any data you have already entered that is not consistent with your new Participation Level will be deleted. In addition, you will need to go through all Step 5 data entry steps in order for the data to be validated, taking into account your new Participation Level.

▼ Select Your Participation Level

<input type="radio"/> Way 2: Basic Freight Assessment	<input type="radio"/> Way 3: Standard Freight Assessment	<input checked="" type="radio"/> Way 4: Advanced Freight Assessment
Outputs: The percentage of your freight moved on SmartWay Carriers	Outputs: Basic emissions inventory: CO2, NOx, PM, Black Carbon	Outputs: Detailed emission inventory: CO2, NOx, PM, Black Carbon
Best For: Shippers with limited data that want to start participating in SmartWay	Best For: Shippers that want a freight emissions footprint to guide their decision making	Best For: Shippers that want a more detailed freight emissions footprint and emissions analysis
Inputs: Carrier names and relative data (e.g. amount spent, number of shipments, volume shipped, or other custom metric)	Inputs: Carrier names; mileage, Ton-Miles and/or payload data by carrier	Inputs: Carrier names; mileage, Ton Miles and/or average payload by carrier, and additional operational strategy and/or mode split data
Carrier Selection Methods: <ul style="list-style-type: none">Manually select carriers by searching the list of available SmartWay carriers	Carrier Selection Methods: <ul style="list-style-type: none">Manually select carriers by searching the list of available SmartWay carriersAuto Populate using your approved submission from last yearImport from an Excel file	Carrier Selection Methods: <ul style="list-style-type: none">Manually select carriers by searching the list of available SmartWay carriersAuto Populate using your approved submission from last yearImport from an Excel file
Added Benefits of Way 2: <ul style="list-style-type: none">Be recognized as a SmartWay Partner	Added Benefits of Way 3: The benefits of Way 2 plus: <ul style="list-style-type: none">Eligible to compete for recognition through the SmartWay Excellence Awards	Added Benefits of Way 4: The benefits of Way 3 plus: <ul style="list-style-type: none">You will receive additional credit for a SmartWay Excellence Award <p>Note: You will have to perform at least one of the following analyses in order to be a Way 4 participant:</p> <div><input checked="" type="checkbox"/> Subdivide and analyze your freight activity based on inbound vs outbound, domestic vs. international, discrete business units, and/or other criteria</div> <div><input type="checkbox"/> Analyze and compare emissions savings from operational improvements that were done in the past year</div> <div><input type="checkbox"/> Analyze and compare emissions savings from mode shifts that were done in the past year</div>



4 Ways to Participate

- Way 1: Not an option in this tool and only for those who want to learn more about the program
- Way 2: Basic Assessment, Gives you your % SmartWay carrier usage.
- Way 3: Standard Assessment, Gives you CO2, NOx and PM inventory and the ability to generate a Shipper Performance Report.
- Way 4: Advanced Assessment, gives you everything in Way 3 plus strategy assessment and modal shift analysis options and the ability to generate a Shipper Performance Report. An extra selection must be made for Way 4 by checking at least one of the Added Benefit boxes.

SmartWay Online Shipper Tool

Read the SmartWay Partnership agreement below and check the box at the bottom of the screen indicating you understand and accept the terms of this agreement. Select the 'Save and Continue' button to proceed.



Partnership Agreement for Shippers

With this annual agreement, your company joins the SmartWay Transport Partnership and commits to:

1. Measure and report to EPA on an annual basis the emissions performance of your company using EPA's SmartWay Shipper Tool. (Existing companies must report the 12 months of data for the prior year ending December 31. Newly formed companies require a minimum of 3 months of operational data.)
2. Agree to SmartWay listing your name on the SmartWay Transport Partnership website as a Partner company.
3. Agree to submit supporting documentation to EPA for any data used to complete this tool and agree to EPA audit of this data upon request by EPA.

In return, EPA commits to:

1. Promote company participation in the Partnership by posting Partner names on the SmartWay websites and in related educational, promotional, and media materials. EPA will obtain express written consent from the Partner before using the Partner's name, other than in the context of increasing public awareness of its participation as described here.
2. Provide companies with industry-wide performance benchmark data, as the data becomes available to EPA.
3. Assist Partners in achieving emission and fuel usage reduction goals (subject to Federal Government Appropriations).
4. Treat individual corporate data as sensitive business information.

General Terms

1. If the Partner or EPA defaults upon this agreement at any point, the agreement shall be considered null and void.
2. Either party can terminate the agreement at any time without prior notification or penalties or any further obligation.
3. EPA reserves the right to suspend or revoke Partner status for any Partner that fails to accomplish the specific actions to which it committed in the SmartWay Transport Partnership Agreement and subsequent annual agreements.
4. The Partner agrees that it will not claim or imply that its participation in the SmartWay Transport Partnership constitutes EPA's approval or endorsement of anything other than the Partner's commitment to the program. The Partner will not make statements or imply that EPA, or the United States, endorses the purchase and/or sale of the Partner's products and services or the views of the Partner.
5. Submittal of this SmartWay Tool annually constitutes agreement to all terms in this Partnership Agreement. No separate agreement need be submitted.

By checking the box below, I declare that the information submitted via this Tool is, to the best of my knowledge, accurate. I understand that any person who, in the course of negotiating or performing under this Agreement, makes, presents or submits a false or misleading statement to the government, or any person who makes a material omission in the course of negotiating or performing under this Agreement, may be subject to liability under all applicable civil and criminal statutes including 18 U.S.C. 1001 (criminal liability for false statements), 31 U.S.C. 3801 - 3812 (civil liability for false statements) and 31 U.S.C. 3729-33 (The False Claims Act).

☒ I understand and agree to the terms of this agreement.



Unchanged from last year.



Check the box at the bottom and proceed.



SmartWay does not share any submitted partner emission data outside EPA. *Only the emission 6 metric binned information is public.*

SmartWay Online Shipper Tool

Company and Contact Information

You can use the 'Auto Populate' button to populate this screen with your company's information from last year's tool. If you bring in last year's data, you must review and verify it. Alternatively you can enter the information yourself.

Auto Populate

Start with the Company Information section. **It is very important to fill out your Company Name correctly as this is how it will appear in the SmartWay Partner List.** Next click on the second and third gray bars to complete the Working Contact and Executive Contact information, respectively. *You must enter different names and emails for the Working and Executive Contacts before proceeding.* You may add additional contacts by selecting the 'Add Contact' button at the bottom.

After completing the Company and Contact sections, you may enter additional information by selecting the 'Optional Comment' bar if you wish.

When finished select the 'Save and Continue' button. Any missing/incorrect data will be flagged for your attention. If all of your entries pass validation you will be taken back to the Home screen. You may return to this screen later and add more contacts or change contact information.

* Denotes a required field

Your information was saved.

Company Information

Working Contact : Dexter Morgan

Executive Contact : Darke Passen'gier

Other Contact : Deborah Morgan

Optional Comment

Return to Home Page

Add Contact

Save

Save and Continue

Help

Note: You can auto populate all your previously submitted contact information



Auto populate can save you a lot of time



Just remember to review it!

Optional Comment

☒ My company and contact information is correct

Return to Home Page

Add Contact

Save

Save and Continue

Help



Make sure to keep SmartWay up-to-date throughout the year if any contacts change, otherwise your company may miss important messages and deadlines

SmartWay Online Shipper Tool

Company and Contact Information

You can use the 'Auto Populate' button to populate this screen with your company's information from last year's tool. If you bring in last year's data, you must review and verify it. Alternatively you can enter the information yourself.

Auto Populate

Start with the Company Information section. **It is very important to fill out your Company Name correctly as this is how it will appear in the SmartWay Partner List.** Next click on the second and third gray bars to complete the Working Contact and Executive Contact information, respectively. *You must enter different names and emails for the Working and Executive Contacts before proceeding.* You may add additional contacts by selecting the 'Add Contact' button at the bottom.

After completing the Company and Contact sections, you may enter additional information by selecting the 'Optional Comment' bar if you wish.

When finished select the 'Save and Continue' button. Any missing/incorrect data will be flagged for your attention. If all of your entries pass validation you will be taken back to the Home screen. You may return to this screen later and add more contacts or change contact information.

* Denotes a required field

Your information was saved.

Company Information

Working Contact : Dexter Morgan

Executive Contact : Darke Passen'gier

Other Contact : Deborah Morgan

Optional Comment

Return to Home Page

Add Contact

Save

Save and Continue

Help






Easy to Use Navigation
and forms.




Accordion Structure, click and expand,
click again and minimize

Company Information

Company Name: *	<input type="text" value="Morgan Enterprises"/>
Address: *	<input type="text" value="1155 de la 103rd street"/>
Address 2:	<input type="text"/>
City: *	<input type="text" value="Miami"/>
State: *	<input type="text" value="Florida"/>
Zip Code: *	<input type="text" value="33142"/>
Main Phone: *	<input type="text" value="305-111-1111"/>
Website:	<input type="text" value="MorganEnterprises.com"/>

Contact Information

-  **A Working Contact** for any questions about your company's participation and tool submissions. The **Working Contact** is the individual designated by the Executive Contact to directly interface with SmartWay regarding specific tasks involved in the timely submission of the tool. The Working Contact is responsible for coordinating the assembly of information to complete/update carrier activity data; completing and updating the tool itself; maintaining direct communication with SmartWay; and keeping interested parties within the company apprised of relevant developments with SmartWay.
-  **An Executive Contact** for participation in recognition events and for authorizing participation in SmartWay. The **Executive Contact** is the company executive who is responsible for agreeing to the requirements in the SmartWay Partnership Annual Agreement, overseeing the Working Contact (as appropriate), and ensuring the timely submission of the tool to SmartWay. The Executive Contact also represents the company at awards/recognition events. This person should be a Vice President or higher-level representative for the company.
-  **Additional contacts (optional)** which may include alternative Working or Executive contacts, Sustainability contacts, consultants, or others that may be involved with SmartWay (e.g., press/media contact, fleet manager, etc.). Use the "Add Contact" button at the bottom of the screen to enter one or more additional contacts.

-  Contacts have SPECIFIC roles
-  Ability to add additional contacts such as Sustainability, Public Relations, or others
-  Please keep these updated.

Name Your Company(ies)

SmartWay Online Shipper Tool

Name your company(ies)

Select Option 1 or Option 2 below to define your shipper company(ies).

Option 1:

Select the 'Auto Population' button below if you would like to use your company information from your approved submission from last year. Then you can add, modify, or delete the information as needed.

Auto Populate

Note: You can auto populate all
your previously submitted
Company information



Option 2:

If you do not use the Auto Populate option, enter the number of shipper company(ies) you have and then select the 'Continue' button. While most shipper partners will only need to create one company, if you have multiple subsidiary companies, all with separate corporate identities and transportation systems, you may want to create multiple company records and characterize their carrier operations individually. Note: you will have to enter data for each company you define separately.

How many distinct shipper company(ies) do you have?

Continue

Return to Home Page

Allows Multiple Subsidiaries



SmartWay Online Shipper Tool

Name your company(ies)

Your shipper company(ies) are shown below. If you would like to delete one, check the box to the left of the Shipper Company Name and then select the 'Delete Shipper Company(ies)' button. Use the 'Add Another Shipper Company' to add companies as needed.

If you have multiple North American Industrial Classification System (NAICS) codes associated with a company, separate them using commas. If you are not sure which NAICS code(s) you should enter, you can use <https://www.census.gov/naics/> to search for the correct code.

* Denotes a required field

	Shipper Company Name *	NAICS *
<input type="checkbox"/> Shipper Company Name 1:	Morgan Enterprises	21110

Add Another Shipper Company

Delete Shipper Company(ies)

Optional Comment

Return to Home Page

Save and Continue

Help

Note: Your Subsidiary Company Names will NOT appear on the SmartWay website, only your Partner Name. If you wish to have your companies/subsidiaries appear separately on the SmartWay website, please submit separate tools for each to SmartWay.

- You can add multiple subsidiaries
- Input your NAICS code for future benchmarking with other companies

Select Carriers: Shipper Company 1

Transport Partnership

Select one or more of the links below to identify and select the carriers you used to move your freight in the current reporting period. These options are not mutually exclusive. For example, you can start by selecting 'Auto Populate Carriers' to load the carriers from your approved submission from last year. You can then modify this list of carriers using one or both of the 'View and Manually Select Carriers' options, allowing you to remove and/or add carriers. You can also Export your list of selected carriers, merge in the activity data for each carrier using Excel, and then import the updated file back into the tool.

When you are finished selecting your carriers, select the 'Enter Activity' button to proceed to the next step.

As you proceed through the steps below, make sure to address the following issues:

- You must select at least one SmartWay Carrier.
 - You do not currently have any Non-SmartWay carriers in your list of carriers. If you do not use Non-SmartWay carriers, select the 'View and Manually Select Carrier Modes/Categories' link and check the 'I do not use Non-SmartWay Carriers' box to confirm this. If you do use Non-SmartWay carriers, select the 'View and Manually Select Carrier Modes/Categories' link to add them to your lists of carriers.
 - You indicated on the Participation Level screen that you were going to subdivide your freight shipments, but no subdivisions have been made. Select the 'Carrier Subdivision' option to subdivide your freight. At least one carrier must be subdivided.
-
- **Auto Populate Carriers** - Use this option to load the carriers from your approved tool submission from last year. After you have brought in these carriers, you can send a reminder email to those SmartWay carriers who haven't submitted their data for the current year.
 - **Import Carriers** - Use this option to import your carriers from an Excel file. You can include each carrier's activity data. If you have selected Way 4 as your participation level and plan to use Carrier Subdivision, you can include the subdivision fields in the Excel file. After you have imported your carriers, you can send a reminder email to those SmartWay carriers who haven't submitted their data for the current year.
NOTE: the format of the Excel file used in this tool is not the same format that is used in the SmartWay Excel Shipper Tool. [The new format is described in the User Guide.](#)
 - **View and Manually Select SmartWay Carriers** - Use this option to identify and select your carriers from the current list of SmartWay partners. If you have a small number of carriers (e.g., 50 or less), this option might be your preferred approach. If you used the Auto Populate function, you can use this option to add and remove SmartWay carriers.
 - **View and Manually Select Non-SmartWay Carrier Modes/Categories** - Use this option to select your Non-SmartWay carriers (e.g., Non-SmartWay Truckload/Dry Van, Non-SmartWay Logistics). If you used the Auto Populate function, you can use this option to add and remove Non-SmartWay carriers. If you do not use any Non-SmartWay Carriers you must still select this option to confirm that you do not use Non-SmartWay carriers.
 - **Carrier Subdivision** - Use this option to subdivide your freight activity based on shipment borders (domestic or international), shipment movement (inbound, outbound, internal), discrete business units, and/or other criteria.
 - **Export Carriers** - Use this option to export your current list of carriers or the entire set of SmartWay Carriers and Non-SmartWay Carrier Modes/Categories into an Excel file. You can then modify the file to edit your carrier list, activity data, and (if applicable) subdivision information for importing back into the tool.
 - **Identify Your In House Carrier Fleets** - Use this option to identify the SmartWay Carriers that your company controlled and operated during the current reporting year.



Select Carriers Screen



Red box reminds you of remaining steps



Multiple ways to Select your carriers and get them into your tool for data input

SmartWay Online Shipper Tool

Select Carriers: Morgan Enterprises

Select one or more of the links below to identify and select the carriers you used to move your freight in the current reporting period. These options are not mutually exclusive. For example, you can start by selecting 'Auto Populate Carriers' to load the carriers from your approved submission from last year. You can then modify this list of carriers using one or both of the 'View and Manually Select Carriers' options, allowing you to remove and/or add carriers. You can also Export your list of selected carriers, merge in the activity data for each carrier using Excel, and then Import the updated file back into the tool.

When you are finished selecting your carriers, select the 'Enter Activity' button to proceed to the next step.

- [Auto Populate Carriers](#) - Use this option to load the carriers from your approved tool submission from last year. After you have brought in these carriers, you can send a reminder email to those SmartWay carriers who haven't submitted their data for the current year.
- [Import Carriers](#) - Use this option to import your carriers from an Excel file. You can include each carrier's activity data. If you have selected Way 4 as your participation level and plan to use Carrier Subdivision, you can include the subdivision fields in the Excel file. After you have imported your carriers, you can send a reminder email to those SmartWay carriers who haven't submitted their data for the current year.
NOTE: the format of the Excel file used in this tool is not the same format that is used in the SmartWay Excel Shipper Tool. [The new format is described in the User Guide.](#)
- [View and Manually Select SmartWay Carriers](#) - Use this option to identify and select your carriers from the current list of SmartWay partners. If you have a small number of carriers (e.g., 50 or less), this option might be your preferred approach. If you used the Auto Populate function, you can use this option to add and remove SmartWay carriers.
- [View and Manually Select Non-SmartWay Carrier Modes/Categories](#) - Use this option to select your Non-SmartWay carriers (e.g., Non-SmartWay Truckload/Dry Van, Non-SmartWay Logistics). If you used the Auto Populate function, you can use this option to add and remove Non-SmartWay carriers. If you do not use any Non-SmartWay Carriers you must still select this option to confirm that you do not use Non-SmartWay carriers.
- [Carrier Subdivision](#) - Use this option to subdivide your freight activity based on shipment borders (domestic or international), shipment movement (inbound, outbound, internal), discrete business units, and/or other criteria.
- [Export Carriers](#) - Use this option to export your current list of carriers or the entire set of SmartWay Carriers and Non-SmartWay Carrier Modes/Categories into an Excel file. You can then modify the file to edit your carrier list, activity data, and (if applicable) subdivision information for importing back into the tool.
- [Identify Your In House Carrier Fleets](#) - Use this option to identify the SmartWay Carriers that your company controlled and operated during the current reporting year.

Note: You can auto populate last year's carriers if you submitted a SmartWay tool last year

[Return to Home Page](#)[Enter Activity](#)[Help](#)

Auto populate all your last year's carriers (Way 3 & 4)



Manually add and/or subtract individual carriers (Way 2, 3, 4)



Import/Export Carriers with standardized formats (Way 3 & 4)

SmartWay Online Shipper Tool

Auto Populate Results: Morgan Enterprises

The following table lists the SmartWay Carriers and Non-SmartWay Carrier Type(s) from your approved shipper tool submission from last year. Please review this list to create your CURRENT year Carrier List. You can scroll through the list or filter to view selected categories.

Please take special note of each carrier's status:

- Carriers with a 'Current' status have submitted their fleet information for the current reporting year and are approved by SmartWay.
- Carriers with a status of 'Pending' have submitted their information but have not been approved by SmartWay and will be classified as Non-SmartWay carriers if you finalize your carriers before their submission is approved.
- Carriers who have a status of 'Didn't Report' will be categorized as Non-SmartWay carriers when you finalize your carriers. You can send an email to these carriers asking them to submit their current year data by using the 'Contact Non-Submitting Carriers' button below.
- Carriers who have a status of 'Selection Needed' have submitted their current year data to SmartWay, but the carrier has multiple fleets from which you may select. These carriers will be categorized as Non-SmartWay Carriers if you finalize your list without specifying which fleet they are.

Carrier Counts: Current = 103 | Pending = 4 | Didn't Report = 16 | Selection Needed = 1

You can remove specific carriers or non-SmartWay Carrier Types you no longer use by checking the 'Delete Carrier' box in the left-hand column and then selecting the 'Delete Carriers' button at the bottom of the screen. You may select multiple checkboxes at a time, but they must be visible for the carrier to be deleted.

Auto Populate Results

Show 10 entries

Status: Current, Pending, Didn't Report

Delete Carrier	Status	Carrier Name	Mode - SmartWay Category	SCAC	MCN	DOT	NSC
	All	Filter	All	Filter	Filter	Filter	Filter
<input type="checkbox"/>	Current	A.D. Transport Express, Inc.	Truck - TL/Dry Van	ADXR	195825	0269805	
<input type="checkbox"/>	Current	Action Resources, LLC: Action Resources, LLC	Truck - Tanker	AQRR	318888	880185	
<input type="checkbox"/>	Current	Albertsons Companies: Safeway, Inc.	Truck - Refrigerated	SFEY	88448	138208	
<input type="checkbox"/>	Current	Ameri-Co Carriers: Van	Truck - TL/Dry Van	AIOE	152388	155128	
<input type="checkbox"/>	Current	Amerifreight Systems LLC	Truck - TL/Dry Van	AFGM	480844	1251595	
<input type="checkbox"/>	Current	Andreucci Trucking Inc.	Truck - TL/Dry Van	ADUC	200073	338227	
<input type="checkbox"/>	Current	Andrus Transportation Services: ATS	Truck - TL/Dry Van	ANJL	100950	187651	
<input type="checkbox"/>	Didn't Report	APL Logistics: Intermodal	Logistics - General	APDD	141578	149935	
<input type="checkbox"/>	Current	Armstrong Transportation & Trailers LLC	Truck - TL/Dry Van	AHOT	588712	1584788	
<input type="checkbox"/>	Pending	Arnold Transportation Services, Inc.	Truck - TL/Dry Van	ANTT	149541	148974	

Showing 1 to 10 of 124 entries

Previous 1 2 3 4 5 ... 13 Next

☐ Finalize your carriers. This will remove any carriers who do not have a Status of 'Current'. You will need to create one or more Non-SmartWay Carrier Type entries to account for the activity of these fleets. This cannot be undone so make sure you are through finding and contacting your carriers. For more information, please select the 'Help' button.



Auto populate all your last year's carriers with one click!



Check your carrier's current submission status!



Current- tool submitted and approved



Pending- Submitted, not approved yet



Didn't Report- nothing submitted to SmartWay

Multiple Carriers Identified

SmartWay Online Shipper Tool

Selection Needed: One

The carrier you used last year has multiple approved carriers for the current reporting year, but none of them match your previously used carrier's name or SCAC. Please select which carrier you used in the current reporting period and then select the Save and Continue button. If none of the carriers below are the one you used this year, select the Back button and use the "View and Select SmartWay Carriers" function on the Select Carriers screen.

Show 10 entries

This is the carrier	Carrier Name	Mode - SmartWay Category	SCAC	Carrier Address
<input type="radio"/>	Carrier57354	Multimodal - Surface	RDWY	10990 Roe Avenue Overland Park KS 66211
<input type="radio"/>	Carrier57355	Truck - LTL/Dry Van	HMES	10990 Roe Avenue Overland Park KS 66211
<input type="radio"/>	Carrier57356	Truck - LTL/Dry Van	RETL	10990 Roe Avenue Overland Park KS 66211
<input type="radio"/>	Carrier57357	Truck - LTL/Dry Van	NPME	10990 Roe Avenue Overland Park KS 66211
<input type="radio"/>	Carrier57358	Logistics - General	HNRF	10990 Roe Avenue Overland Park KS 66211

Showing 1 to 5 of 5 entries

Previous 1 Next

[Return to Home Page](#) [Back](#) [Save and Continue](#) [Help](#)



In cases of similar entries, you will be prompted to choose a specific option/carrier



Make sure you have the right carriers selected



If your carrier has multiple fleets and you are in doubt as to which to select, contact your carrier

SmartWay Online Shipper Tool

Auto Populate Results: Morgan Enterprises

The following table lists the SmartWay Carriers and Non-SmartWay Carrier Type(s) from your

Please take special note of each carrier's status:

- Carriers with a 'Current' status have submitted their fleet information for the current report
- Carriers with a status of 'Pending' have submitted their information but have not been approved
- Carriers who have a status of 'Didn't Report' will be categorized as Non-SmartWay carrier
- Carriers who have a status of 'Selection Needed' have submitted their current year data to the fleet they are.

Carrier Counts: Current = 103 | Pending = 4 | Didn't Report = 16 | Selection Needed = 1

You can remove specific carriers or non-SmartWay Carrier Types you no longer use by checking the box next to the carrier to be deleted.

Auto Populate Results

Show entries

Delete Carrier	Status	Carrier Name
	All	Filter
<input type="checkbox"/>	Current	A.D. Transport Express, Inc.
<input type="checkbox"/>	Current	Action Resources, LLC: Action Resources, LLC
<input type="checkbox"/>	Current	Albertsons Companies: Safeway, Inc.
<input type="checkbox"/>	Current	Ameri-Co Carriers: Van
<input type="checkbox"/>	Current	Amerifreight Systems LLC
<input type="checkbox"/>	Current	Andreucoli Trucking Inc.
<input type="checkbox"/>	Current	Andrus Transportation Services: ATS
<input type="checkbox"/>	Didn't Report	APL Logistics: Intermodal
<input type="checkbox"/>	Current	Armstrong Transportation & Trailers LLC
<input type="checkbox"/>	Pending	Arnold Transportation Services, Inc.

Showing 1 to 10 of 124 entries

☐ Finalize your carriers. This will remove any carriers who do not have a Status of 'Current' through finding and contacting your carriers. For more information, please select the 'Finalize' button.

Delete Carrier(s)

Contact Non-Submitting Carriers

Finalize Carriers

Return to Home Page

Return to Select Carriers

Help



Prompt your non-submitting carriers to submit!
Automatically!!



Can be sent Once per Carrier

SmartWay Online Shipper Tool

Morgan Enterprises

Contact Non-Submitting Carriers: Trinity Industries



You have 18 carrier(s) who have not submitted data to SmartWay for the current reporting year. Select the 'Send Email(s)' button below to email these SmartWay partner's current Working Contact, asking them to submit their data.

The email that will be sent is shown below. The ~FIRST_NAME~ field will be replaced with the first name of the current Working Contact, and the ~PAM~ fields will be replaced with the partner's current Partner Account Manager information. This email cannot be edited. The email will be sent from the smartway_transport@epa.gov email account.

You can only use this function once. Before selecting the 'Send Email(s)' button, make sure to delete any carriers you do not want to contact before sending the email on the previous screen. These are the carriers who have a Status of "Didn't Report".

To:	working.contact@partner.com
Subject:	Your customer, Trinity Industries, requests that you submit current year data to SmartWay
Dear ~FIRST_NAME~, Your customer, Trinity Industries, requests that you submit your annual environmental emissions data to the U.S. EPA SmartWay program. Submitting your data allows Trinity Industries to calculate their own environmental footprint, which is needed for a variety of environmental and sustainability reporting purposes. If you have any questions on how to submit your information to SmartWay, please contact your SmartWay Partner Account Manager, ~PAM~, at ~PAM_PHONE~ or ~PAM_EMAIL~. Thank you. SmartWay and Trinity Industries	

Return to Home Page

Back

Send Email(s)

Help

Remember to Finalize



SmartWay Online Shipper Tool

Auto Populate Results: Trinity Industries

The following table lists the SmartWay Carriers and Non-SmartWay Carrier Type(s) from your selection.

Please take special note of each carrier's status:

- Carriers with a 'Current' status have submitted their fleet information for the current report.
- Carriers with a status of 'Pending' have submitted their information but have not been audited.
- Carriers who have a status of 'Didn't Report' will be categorized as Non-SmartWay carriers.
- Carriers who have a status of 'Selection Needed' have submitted their current year data but have not yet finalized their fleet.

Carrier Counts: Current = 103 | Pending = 4 | Didn't Report = 16 | Selection Needed = 1

You can remove specific carriers or non-SmartWay Carrier Types you no longer wish to use by checking the box in the 'Delete Carrier' column.

Auto Populate Results

Show 10 entries

Delete Carrier	Status	Carrier Name
<input type="checkbox"/>	Current	A.D. Transport Express, Inc.
<input type="checkbox"/>	Current	Action Resources, LLC: Action Resources, LLC
<input type="checkbox"/>	Current	Alpertons Companies: Safeway, Inc.
<input type="checkbox"/>	Current	Ameri-Co Carriers: Van
<input type="checkbox"/>	Current	Ameri-Logistics Systems LLC
<input type="checkbox"/>	Current	Andreucci Trucking Inc.
<input type="checkbox"/>	Current	Andrus Transportation Services: ATS
<input type="checkbox"/>	Didn't Report	APL Logistics: Intermodal
<input type="checkbox"/>	Current	Armstrong Transportation & Trailers LLC
<input type="checkbox"/>	Pending	Arnold Transportation Services, Inc.

Showing 10 of 124 entries

4

☐ Finalize your carriers. This will remove any carriers who do not have a Status of 'Current' through finding and contacting your carriers. For more information, please select the 'Help' button.

Delete Carrier(s) Contact Non-Submitting Carriers Import Carriers

Return to Home Page Return to Select Carriers Help



Once you are sure of your selections, click the Finalize box to proceed.

SmartWay Online Shipper Tool

Results of Finalizing Your Carriers: One



The carriers you imported have been finalized.

- You had 36 carriers whose status was 'Current'. They have been finalized and are ready for use.
- You had 1 carriers whose status was Not Found. They have been dropped from your list of carriers. You will need to manually add them using the Non-SmartWay Carrier Types option to account for their activity.
- You had 2 carriers with an Average Payload that exceeded the maximum allowed value for that Mode and SmartWay Category. These Average Payloads have been removed. You can correct your data on the Activity Data screen.

► Show carriers who had an invalid Average Payload

Return to Home Page

Continue

Help

SmartWay Online Shipper Tool


Select Carriers: Morgan Enterprises


Select one or more of the links below to identify and select the carriers you used to move your freight in the current reporting period. These options are not mutually exclusive. For example, you can start by selecting 'Auto Populate Carriers' to load the carriers from your approved submission from last year. You can then modify this list of carriers using one or both of the 'View and Manually Select Carriers' options, allowing you to remove and/or add carriers. You can also Export your list of selected carriers, merge in the activity data for each carrier using Excel, and then Import the updated file back into the tool.


When you are finished selecting your carriers, select the 'Enter Activity' button to proceed to the next step.

- [Auto Populate Carriers](#) - Use this option to load the carriers from your approved tool submission from last year. After you have brought in these carriers, you can send a reminder email to those SmartWay carriers who haven't submitted their data for the current year.
- [Import Carriers](#) - Use this option to import your carriers from an Excel file. You can include each carrier's activity data. If you have selected Way 4 as your participation level and plan to use Carrier Subdivision, you can include the subdivision fields in the Excel file. After you have imported your carriers, you can send a reminder email to those SmartWay carriers who haven't submitted their data for the current year.
NOTE: the format of the Excel file used in this tool is not the same format that is used in the SmartWay Excel Shipper Tool. [The new format is described in the User Guide.](#)
- [View and Manually Select SmartWay Carriers](#) - Use this option to identify and select your carriers from the current list of SmartWay partners. If you have a small number of carriers (e.g., 50 or less), this option might be your preferred approach. If you used the Auto Populate function, you can use this option to add and remove SmartWay carriers.
- [View and Manually Select Non-SmartWay Carrier Modes/Categories](#) - Use this option to select your Non-SmartWay carriers (e.g., Non-SmartWay Truckload/Dry Van, Non-SmartWay Logistics). If you used the Auto Populate function, you can use this option to add and remove Non-SmartWay carriers. If you do not use any Non-SmartWay Carriers you must still select this option to confirm that you do not use Non-SmartWay carriers.
- [Carrier Subdivision](#) - Use this option to subdivide your freight activity based on shipment borders (domestic or international), shipment movement (inbound, outbound, internal), discrete business units, and/or other criteria.
- [Export Carriers](#) - Use this option to export your current list of carriers or the entire set of SmartWay Carriers and Non-SmartWay Carrier Modes/Categories into an Excel file. You can then modify the file to edit your carrier list, activity data, and (if applicable) subdivision information for importing back into the tool.
- [Identify Your In House Carrier Fleets](#) - Use this option to identify the SmartWay Carriers that your company controlled and operated during the current reporting year.

[Return to Home Page](#)[Enter Activity](#)[Help](#)

 Auto populate all your last year's carriers (way 3 & 4)

 **Manually add and/or subtract individual carriers (Way 2, 3, 4)**

 Import/Export Carriers with standardized formats (Way 3 & 4)

Manual Selection



SmartWay Online Shipper Tool

View and Manually Select SmartWay Carrier Morgan Enterprises



The SmartWay partners on your list of current carriers are displayed below. If you would like to add one or more SmartWay Carriers, select the 'Add Carriers to my list' button. If there is a carrier in your list of carriers that you want to remove, check the box in the left hand column and select the 'Delete Carrier(s)' button. You may select multiple checkboxes at a time, but the checkbox must be visible on the screen for the carrier to be deleted.

Your SmartWay Carriers (0)

Show entries

Delete Carrier	Carrier Name *	Mode - SmartWay Category	SCAC	MCN	DOT	NSC
	<input type="text" value="Filter"/>	<input type="text" value="All"/>	<input type="text" value="Filter"/>	<input type="text" value="Filter"/>	<input type="text" value="Filter"/>	<input type="text" value="Filter"/>
No data available in table						

Showing 0 to 0 of 0 entries

Previous Next



Add or subtract carriers using handy identification functions: Name, category, SCAC, MCN, DOT

[Add Carrier\(s\) to my list](#) [Delete Carrier\(s\)](#) [Return to Home Page](#) [Return to Select Carriers](#) [Help](#)

Manual Selection

SmartWay Online Shipper Tool

View and Manually Select SmartWay Carriers: Shipper Company 1

The SmartWay partners on your list of current carriers are displayed below. If you would like to add one or more SmartWay Carriers, select the 'Add Carriers to my list' button. If there is a carrier in your list of carriers that you want to remove, check the box in the left hand column and select the 'Delete Carrier(s)' button. You may select multiple checkboxes at a time, but the checkbox must be visible on the screen for the carrier to be deleted.

If a carrier in the table does not have a 'Delete' checkbox, it is because that carrier has been subdivided. You must delete all subdivisions for that carrier before it can be deleted.

Your SmartWay Carriers (5)

Show 10 entries

Delete Carrier	Carrier Name	Mode - SmartWay Category	SCAC	MCN	DOT	NSC
	<input type="text" value="Filter"/>	<input type="text" value="All"/>	<input type="text" value="Filter"/>	<input type="text" value="Filter"/>	<input type="text" value="Filter"/>	<input type="text" value="Filter"/>
<input type="checkbox"/>	1-Bridge Logistics Corp.	Logistics - General	OBBL	890026	2557559	
<input type="checkbox"/>	1282380 Ontario Limited / DBA as FF Express	Truck - Expedited			761735	128-847-408
<input type="checkbox"/>	1st Express Inc.	Truck - TL/Dry Van	FSEP	181440	284589	
<input type="checkbox"/>	4 Gen Logistics, LLC	Truck - Dray	FGLH	14319	2961198	
<input type="checkbox"/>	A & B Trucking	Truck - Refrigerated			933935	

Showing 1 to 5 of 5 entries

Previous 1 Next

Add Carrier(s) to my list

Delete Carrier(s)

Return to Home Page

Return to Select Carriers

Help



View



Filter

- Name
- Mode
- SCAC
- MCN
- DOT
- NSC (Canada)



Add



Delete

Manual Selection

SmartWay Online Shipper Tool

Add Carrier(s) to my list: One

This page allows you to find and select carriers you use that are currently SmartWay Partners.

First use the filters and sorting arrows in the column headers below to narrow your search as needed. You may apply filters to multiple columns to quickly find your carriers. Once found, check the 'Add Carrier' box for that carrier and select the 'Add Carrier(s) to my list' button. You may check multiple carriers at a time before selecting the 'Add Carrier(s) to my list' button, but the Add Carrier checkbox must be visible when the button is pushed.

Available SmartWay Carriers:

Show 18 entries

Add Carrier	Carrier Name	Mode - SmartWay Category	SCAC	MCN	DOT	NSC
	<input type="text" value="Filter"/>	<input type="text" value="All"/>	<input type="text" value="Filter"/>	<input type="text" value="Filter"/>	<input type="text" value="Filter"/>	<input type="text" value="Filter"/>
<input type="checkbox"/>	Carrier 1000005721	Truck - Refrigerated			1868511	
<input type="checkbox"/>	Carrier 1000005725	Truck - Tanker	SMIT	260000	332369	080567581
<input type="checkbox"/>	Carrier 1000005727	Truck - Auto Carrier				nfhc00041901
<input type="checkbox"/>	Carrier 1000005729	Truck - Flatbed				AB140-6271
<input type="checkbox"/>	Carrier 1000005729	Truck - Mixed	WIRD	250760	471783	108-524-340
<input type="checkbox"/>	Carrier 1000005730	Truck - TL/Dry Van	CQNL	298071	624665	MB9566471
<input type="checkbox"/>	Carrier 1000005731	Truck - TL/Dry Van			537189	
<input type="checkbox"/>	Carrier 1000005732	Truck - TL/Dry Van	FNLD	1107349	3423599	MB2017967
<input type="checkbox"/>	Carrier 1000005733	Truck - Mixed				
<input type="checkbox"/>	Carrier 1000005734	Truck - TL/Dry Van	SFBC	628174	1712434	160462545

Showing 1 to 10 of 3,313 entries

Previous **1** 2 3 4 5 332 Next



View



Filter

- Name
- Mode
- SCAC
- MCN
- DOT
- NSC (Canada)



Add



Delete

Manual Selection

Show 10 entries

Delete Carrier	Status	Carrier Name	Mode - SmartWay Category	SCAC	MCN	DOT	NSC
	All	Filter	All	Filter	Filter	Filter	Filter
<input type="checkbox"/>	Current	A. Duie Pyle, Inc.: LTL	Truck - TL/Dry Van	PYLE	031941	113594	
<input type="checkbox"/>	Current	A.N. Webber, Inc.	Truck - TL/Dry Van	WANQ	147008	76507	
<input type="checkbox"/>	Current	ABF Freight, an ArcBest company	Multimodal - Surface	ABFS	029910	82866	
<input type="checkbox"/>	Pending	Arrive Logistics	Logistics - General	ARVY	787104	2310518	
<input type="checkbox"/>	Current	Averitt Express	Truck - Mixed	AVRT	121600	036684	
<input type="checkbox"/>	Pending	BNSF Logistics LLC	Logistics - General	BNLS, BNLF, BNLR, BNLG, BNFV, BNLH	439484	2229700	
<input type="checkbox"/>	Current	Buchanan Hauling & Rigging, Inc.: Dry Van	Truck - TL/Dry Van	BHRI	306359	649444	142068362
<input type="checkbox"/>	Pending	C. H. Robinson Worldwide, Inc.: CHRW	Logistics - General	RBTW	384859	2226453	
<input type="checkbox"/>	Current	Central Freight Xpress, Inc.	Truck - Refrigerated	CFXH	716555	2043660	
<input type="checkbox"/>	Current	City Dash, LLC	Truck - Mixed	CTYD	200622	572216	

Showing 1 to 10 of 44 entries

☐ Finalize your carriers. This will remove any carriers who do not have a Status of 'Current'. You will need to make sure you are through finding and contacting your carriers. For more information, please select the 'Help' button.

Delete Carrier(s) Contact Non-Submitting Carriers Finalize Carriers

Return to Home Page Return to Select Carriers Help

Showing 1 to 10 of 44 entries

☒ Finalize your carriers. This will remove any carriers who do not have a Status of 'Current'. You will need to create one or more carriers. You will need to make sure you are through finding and contacting your carriers. For more information, please select the 'Help' button.

Delete Carrier(s) Contact Non-Submitting Carriers Finalize Carriers

Return to Home Page Return to Select Carriers Help



Check Finalize Carrier Box



Click Finalize Carriers Button

SmartWay Online Shipper Tool

Select Carriers: Morgan Enterprises

Select one or more of the links below to identify and select the carriers you used to move your freight in the current reporting period. These options are not mutually exclusive. For example, you can start by selecting 'Auto Populate Carriers' to load the carriers from your approved submission from last year. You can then modify this list of carriers using one or both of the 'View and Manually Select Carriers' options, allowing you to remove and/or add carriers. You can also Export your list of selected carriers, merge in the activity data for each carrier using Excel, and then Import the updated file back into the tool.

When you are finished selecting your carriers, select the 'Enter Activity' button to proceed to the next step.

- [Auto Populate Carriers](#) - Use this option to load the carriers from your approved tool submission from last year. After you have brought in these carriers, you can send a reminder email to those SmartWay carriers who haven't submitted their data for the current year.
- [Import Carriers](#) - Use this option to import your carriers from an Excel file. You can include each carrier's activity data. If you have selected Way 4 as your participation level and plan to use Carrier Subdivision, you can include the subdivision fields in the Excel file. After you have imported your carriers, you can send a reminder email to those SmartWay carriers who haven't submitted their data for the current year.
NOTE: the format of the Excel file used in this tool is not the same format that is used in the SmartWay Excel Shipper Tool. [The new format is described in the User Guide.](#)
- [View and Manually Select SmartWay Carriers](#) - Use this option to identify and select your carriers from the current list of SmartWay partners. If you have a small number of carriers (e.g., 50 or less), this option might be your preferred approach. If you used the Auto Populate function, you can use this option to add and remove SmartWay carriers.
- [View and Manually Select Non-SmartWay Carrier Modes/Categories](#) - Use this option to select your Non-SmartWay carriers (e.g., Non-SmartWay Truckload/Dry Van, Non-SmartWay Logistics). If you used the Auto Populate function, you can use this option to add and remove Non-SmartWay carriers. If you do not use any Non-SmartWay Carriers you must still select this option to confirm that you do not use Non-SmartWay carriers.
- [Carrier Subdivision](#) - Use this option to subdivide your freight activity based on shipment borders (domestic or international), shipment movement (inbound, outbound, internal), discrete business units, and/or other criteria.
- [Export Carriers](#) - Use this option to export your current list of carriers or the entire set of SmartWay Carriers and Non-SmartWay Carrier Modes/Categories into an Excel file. You can then modify the file to edit your carrier list, activity data, and (if applicable) subdivision information for importing back into the tool.
- [Identify Your In House Carrier Fleets](#) - Use this option to identify the SmartWay Carriers that your company controlled and operated during the current reporting year.

[Return to Home Page](#)[Enter Activity](#)[Help](#)

Auto populate all your last year's carriers (way 3 & 4)



Manually add and/or subtract individual carriers (Way 2, 3, 4)



Import/Export Carriers with standardized formats (Way 3 & 4)

Import



SmartWay Online Shipper Tool

Importing Carriers: Morgan Enterprises



Shipper companies who use a large number of carriers during the reporting year (e.g. > 100) may prefer to prepare their carrier activity data using an offline application such as Excel, incorporating data outputs from their own freight management software or related data systems. Select the Help button below for more information on how to prepare an Excel file for importing data into the online Shipper tool.

You previously autopopulated and finalized your carriers. You can import an Excel file, but this will replace all of your SmartWay Carriers and Non-SmartWay Carrier Types. Replacing all of your SmartWay Carriers and Non-SmartWay Carrier Types cannot be undone.

Click the Select File button to navigate to and select your Excel file. The tool will then import the file and report any errors and/or warning messages that may need to be addressed.

Select File

Return to Home Page

Return to Select Carriers

Help



Save time by
importing your
carriers en masse



Standard Format

Import

Import Carriers Screen (Way 3, 4)

Shipper companies that use a large number of carriers (e.g., greater than 100) during the reporting year may prefer to prepare their carrier activity data using an offline application such as Excel, incorporating data outputs from their own freight management software or related data systems. Users may import an XLSX file containing carrier data using the Import File button on the Import Carriers screen. The import file may be produced by:

1. Exporting carrier data from last year's Excel tool³
2. Selecting Auto Populate and/or Manually Selecting Carriers then using the tool's Export function, or
3. Exporting carrier data from an in-house application.

Details regarding the required import file data fields and format are presented in Appendix A.

Once the file is ready, select the Import File button to navigate to and select your Excel file. The tool will then import the file, validate activity data, and report any errors and/or warning messages addressed.



Can save time



Need to follow the template and instructions exactly in the User Guide

SmartWay Online Shipper Tool

Importing Carriers: One

Shipper companies who use a large number of carriers during the reporting year (e.g. > 100) may prefer to prepare their carrier activity data using an offline application such as Excel, incorporating data outputs from their own freight management software or related data systems. Select the Help button below for more information on how to prepare an Excel file for importing data into the online Shipper tool.

Click the Select File button to navigate to and select your Excel file. The tool will then import the file and report any errors and/or warning messages that may need to be addressed.




Your Excel file has one or more warnings. These are shown below. These warnings can be ignored if you are confident they won't cause any issues. If you ignore these warnings, select the "Continue" button to proceed to the next step.

- **Errors:**
 - None
- **Warnings:**
 - The Excel file you are importing has what appears to be Carrier Subdivision data starting in column O. You did not select Carrier Subdivision as one of your analyses on the Participation Level screen, so this data was not imported. If you would like to perform a Carrier Subdivision, please check that option on the Participation Level screen and then re-import your Excel file.
 - Payload_Distance was present in 1 row(s) [2]. Based on the Available Activity Data option for the carrier, this value will be recalculated.
 - Distance was present in 2 row(s) [4, 7]. Based on the Available Activity Data option for the carrier, this value will be recalculated.
 - Average_Payload was present in 35 row(s) [2, 3, 5, 6, 8, ...]. Based on the Available Activity Data option for the carrier, this value will be recalculated.
 - You have 3 carrier(s) with an Available Activity Data option of 'Miles Only'. This option is only valid for Truck Carriers who are NOT in either the 'LTU/Dry Van' or 'Package Delivery' SmartWay Category. This will be validated when you finalize your imported carriers. If any of your carriers with this 'Miles Only' option turn out to be invalid, their Available Activity Data option will be changed to 'Ton-Miles and Total Miles'.

[Return to Home Page](#)[Return to Select Carriers](#)[Continue](#)[Help](#)

Sample Import File







-  You MUST follow the form exactly!
-  Do not change or move headers.
-  There is additional guidance in the User Guide

CARRIER_ID	CARRIER_NAME	CARRIER_MODE	SCAC	MCN	DOT	NSC	AVAILABLE_ACTIVITY_DATA	PAYLOAD_DISTANCE	DISTANCE	AVERAGE_PAYLOAD	NON_SW_CARRIER_COUNT	PARTNER_CARRIER_ID
59,843 A	H Cartage, Inc.	Truck	AHCG	196753	296708							
61,540 A	7 Transport Expedited LLC	Truck	ASVE	954297	2846156							
59,004 A	and S Transport Inc.	Truck	ANSK	1351254	3777827							
59,328 A	&I Express Inc.	Truck	AIEP	629066	1715071							
59,324 A	&I Transport Inc.	Truck	AITT	629165	1715348							
58,732 A	&M Logistics Solutions, Inc. DBA DK Express	Truck	DEXG	505056	1301596							
60,474 A	&M Transport, LLC: Dry Van Fleet	Truck	ALKM	217072	344894							
60,472 A	&M Transport, LLC: Flatbed Fleet	Truck	ALKM, AFLJ	217072	344894							
60,473 A	&M Transport, LLC: Tautliner Fleet	Truck	ALKM	217072	344894							

Import Results



The Import Results screen lists all carriers included in the imported Excel file, along with the submittal status for each. You can remove carriers from the list by checking the Delete Carrier(s) box and then selecting the "Delete Carrier(s)" button at the bottom of the screen. Carrier status types include:

-  "Current" carriers have an approved SmartWay tool submittal for the current Data Year.
-  "Pending" carriers are SmartWay partners that have submitted their data for this reporting year, which is currently under review by SmartWay.
-  "Didn't Report" carriers are SmartWay partners but have not submitted their data for the current reporting year.
-  "Not Found" carriers could not be matched to the list of current SmartWay partners based on the information provided.

Import Results



SmartWay Online Logistics Tool

Import Results: Morgan Enterprises

The following table displays the SmartWay Carriers and Non-SmartWay Carrier Type(s) from the file you just imported. To review these results, you can scroll through the list or use the filters in the first row. Select the 'Help' button at the bottom of the page if you have any questions about how to use the filters.

Please take special note of each carrier's status:

- Carriers with a 'Current' status have submitted their fleet information for the current reporting year and are approved by SmartWay.
- Carriers with a status of 'Pending' have submitted their information but have not been approved by SmartWay and will be classified as Non-SmartWay carriers if you finalize your carriers before their submission is approved.
- Carriers who have a status of 'Didn't Report' will be categorized as Non-SmartWay carriers when you finalize your carriers. You can send an email to these carriers asking them to submit their current year data by using the 'Contact Non-Submitting Carriers' button below.
- Carriers who have a status of 'Not Found' were not located in the SmartWay database. If you believe they are a current SmartWay carrier, select the 'FIND CARRIER' link next to their name and you can search for them. If you find them, their Status will be updated. If you don't find them they will be dropped from your list when you 'Finalize Carriers' and you will need to account for their activity by adding them as Non-SmartWay carriers.

Carrier Counts: Current = 9 | Pending = 0 | Didn't Report = 0 | Not Found = 0

You can remove any carriers accidentally imported by checking the box in the Delete Carrier(s) column and selecting the 'Delete Carrier(s)' button. You may select multiple checkboxes at a time, but they must be visible for the carrier to be deleted.

▼ Import Results

Show 10 ▼ entries

Delete Carrier(s)	Status	Carrier Name (From Excel File)	Carrier Name (From SmartWay)	Mode - SmartWay Category	SCAC	MCN	DOT	NSC
<input type="checkbox"/>	Current	A & H Cartage, Inc.	A & H Cartage, Inc.	Truck - LTL/Dry Van	AHCG	100753	200708	
<input type="checkbox"/>	Current	A 7 Transport Expedited LLC	A 7 Transport Expedited LLC	Truck - Mixed	ASVE	954297	2046105	
<input type="checkbox"/>	Current	A and S Transport Inc.	A and S Transport Inc.	Truck - Flatbed	ANSK	1351254	3777827	
<input type="checkbox"/>	Current	A&I Express Inc.	A&I Express Inc.	Truck - Refrigerated	AIEP	820085	1715071	
<input type="checkbox"/>	Current	A&I Transport Inc.	A&I Transport Inc.	Truck - Refrigerated	AITT	829185	1715348	
<input type="checkbox"/>	Current	A&M Logistics Solutions, Inc. DBA DK Express	A&M Logistics Solutions, Inc. DBA DK Express	Truck - Dray	DEXG	505058	1301598	
<input type="checkbox"/>	Current	A&M Transport, LLC: Dry Van Fleet	A&M Transport, LLC: Dry Van Fleet	Truck - TL/Dry Van	ALXM	217072	344804	
<input type="checkbox"/>	Current	A&M Transport, LLC: Flatbed Fleet	A&M Transport, LLC: Flatbed Fleet	Truck - Flatbed	ALXM, AFLJ	217072	344804	
<input type="checkbox"/>	Current	A&M Transport, LLC: Tautliner Fleet	A&M Transport, LLC: Tautliner Fleet	Truck - Flatbed	ALXM	217072	344804	

Showing 1 to 9 of 9 entries

Previous 1 Next

☐ Finalize your carriers. This will remove any carriers who do not have a Status of 'Current'. You will need to create one or more Non-SmartWay Carrier Type entries to account for the activity of these fleets. This cannot be undone so make sure you are thorough finding and contacting your carriers. For more information, please select the 'Help' button.

[Delete Carrier\(s\)](#) [Contact Non-Submitting Carriers](#) [Finalize Carriers](#)

[Return to Home Page](#) [Return to Select Carriers](#) [Help](#)

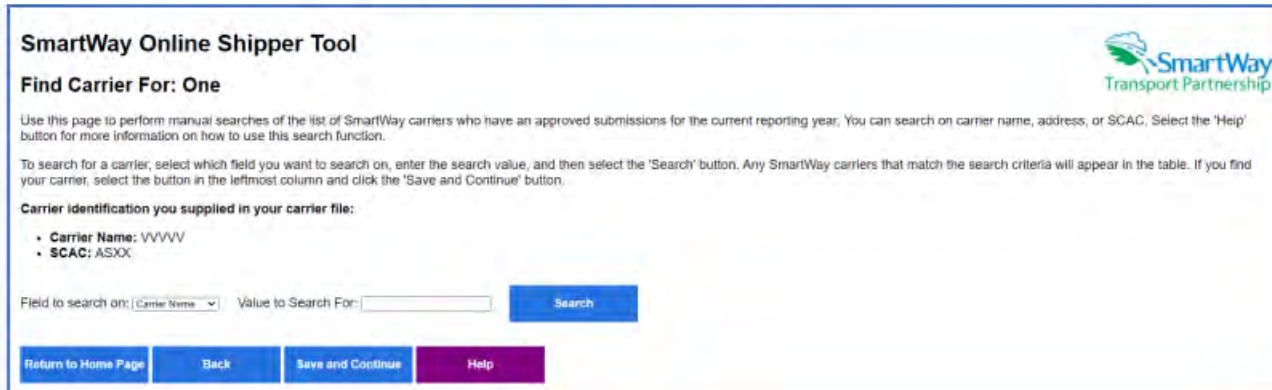
If you have questions regarding the SmartWay Transport Partnership, contact your Partner Account Manager, Matt Payne, at (734)214-4576 or payne.matthew@epa.gov

Imported: Not Found

Find Carrier Screen (Way 3, 4)

For imported carriers that were "Not Found" on the list of current SmartWay Carriers, shippers can use the "Find My Carrier" function to search for a match. Shippers may search on multiple fields (Carrier Name, SCAC, or carrier address). If the correct carrier is listed in the search results, select the "This is the carrier" button, then select Save and Continue and the selection will be added to your carrier list with a status of "Current".

Figure 13: Find Carrier Screen



SmartWay Online Shipper Tool

Find Carrier For: One

Use this page to perform manual searches of the list of SmartWay carriers who have an approved submissions for the current reporting year. You can search on carrier name, address, or SCAC. Select the 'Help' button for more information on how to use this search function.

To search for a carrier, select which field you want to search on, enter the search value, and then select the 'Search' button. Any SmartWay carriers that match the search criteria will appear in the table. If you find your carrier, select the button in the leftmost column and click the 'Save and Continue' button.

Carrier identification you supplied in your carrier file:

- **Carrier Name:** VVVVV
- **SCAC:** ASXX

Field to search on: Carrier Name Value to Search For:



You can always add manually later if that is easier.



The bigger the percentage of your freight that any particular carrier hauls, the more important it is to include them on your list.

Finalize Carriers



Finalize Imported Carriers Screen (Way 3, 4)

Figure 16: Finalize Imported Carriers Screen

The screenshot shows the 'SmartWay Online Shipper Tool' interface. The main heading is 'Results of Finalizing Your Carriers: One'. Below this, a message states: 'The carriers you imported have been finalized.' This is followed by a bulleted list of three items: 1. 'You had 36 carriers whose status was 'Current'. They have been finalized and are ready for use.' 2. 'You had 1 carriers whose status was Not Found. They have been dropped from your list of carriers. You will need to manually add them using the Non-SmartWay Carrier Types option to account for their activity.' 3. 'You had 2 carriers with an Average Payload that exceeded the maximum allowed value for that Mode and SmartWay Category. These Average Payloads have been removed. You can correct your data on the Activity Data screen.' Below the list is a button labeled '► Show carriers who had an invalid Average Payload'. At the bottom of the screen are three buttons: 'Return to Home Page', 'Continue', and 'Help'. The SmartWay Transport Partnership logo is in the top right corner of the tool window.

SmartWay Online Shipper Tool

Results of Finalizing Your Carriers: One

The carriers you imported have been finalized.

- You had 36 carriers whose status was 'Current'. They have been finalized and are ready for use.
- You had 1 carriers whose status was Not Found. They have been dropped from your list of carriers. You will need to manually add them using the Non-SmartWay Carrier Types option to account for their activity.
- You had 2 carriers with an Average Payload that exceeded the maximum allowed value for that Mode and SmartWay Category. These Average Payloads have been removed. You can correct your data on the Activity Data screen.

► Show carriers who had an invalid Average Payload

Return to Home Page Continue Help



Don't forget to Finalize!

SmartWay Online Shipper Tool

Select Carriers: Morgan Enterprises

Select one or more of the links below to identify and select the carriers you used to move your freight in the current reporting period. These options are not mutually exclusive. For example, you can start by selecting 'Auto Populate Carriers' to load the carriers from your approved submission from last year. You can then modify this list of carriers using one or both of the 'View and Manually Select Carriers' options, allowing you to remove and/or add carriers. You can also Export your list of selected carriers, merge in the activity data for each carrier using Excel, and then Import the updated file back into the tool.

When you are finished selecting your carriers, select the 'Enter Activity' button to proceed to the next step.

- [Auto Populate Carriers](#) - Use this option to load the carriers from your approved tool submission from last year. After you have brought in these carriers, you can send a reminder email to those SmartWay carriers who haven't submitted their data for the current year.
- [Import Carriers](#) - Use this option to import your carriers from an Excel file. You can include each carrier's activity data. If you have selected Way 4 as your participation level and plan to use Carrier Subdivision, you can include the subdivision fields in the Excel file. After you have imported your carriers, you can send a reminder email to those SmartWay carriers who haven't submitted their data for the current year.
NOTE: the format of the Excel file used in this tool is not the same format that is used in the SmartWay Excel Shipper Tool. [The new format is described in the User Guide.](#)
- [View and Manually Select SmartWay Carriers](#) - Use this option to identify and select your carriers from the current list of SmartWay partners. If you have a small number of carriers (e.g., 50 or less), this option might be your preferred approach. If you used the Auto Populate function, you can use this option to add and remove SmartWay carriers.
- [View and Manually Select Non-SmartWay Carrier Modes/Categories](#) - Use this option to select your Non-SmartWay carriers (e.g., Non-SmartWay Truckload/Dry Van, Non-SmartWay Logistics). If you used the Auto Populate function, you can use this option to add and remove Non-SmartWay carriers. If you do not use any Non-SmartWay Carriers you must still select this option to confirm that you do not use Non-SmartWay carriers.
- [Carrier Subdivision](#) - Use this option to subdivide your freight activity based on shipment borders (domestic or international), shipment movement (inbound, outbound, internal), discrete business units, and/or other criteria.
- [Export Carriers](#) - Use this option to export your current list of carriers or the entire set of SmartWay Carriers and Non-SmartWay Carrier Modes/Categories into an Excel file. You can then modify the file to edit your carrier list, activity data, and (if applicable) subdivision information for importing back into the tool.
- [Identify Your In House Carrier Fleets](#) - Use this option to identify the SmartWay Carriers that your company controlled and operated during the current reporting year.

[Return to Home Page](#)[Enter Activity](#)[Help](#)

Non-SmartWay Carriers (Manual) (Way 2, 3, 4)



Carrier Subdivision (Way 4)



Export Carriers (Way 3, 4)



In-House Fleets (Way 3, 4)

Non-SmartWay



SmartWay Online Shipper Tool

View and Manually Select Non-SmartWay Carrier Modes/Categories: Targaryn Industries



The selected Non-SmartWay Carrier Type(s) has been removed from your list of carriers.

Option 1: If you do not use Non-SmartWay carriers, check the box below and select the 'Confirm' button confirm.

☐ I do not use Non-SmartWay Carriers

Confirm

Option 2: If you use Non-SmartWay carriers, select the Non-SmartWay carrier types from the list below and then select the 'Add Selected Carrier Type' button. Then enter the number of Non-SmartWay carriers for each type selected. *For truck carriers select the specific carrier type if known (e.g., 'Non-SmartWay Truck - Flatbed') which will give you more precise emission estimates, or select 'Non-SmartWay Truck - General' if unknown.*

If a carrier type in the table does not have a 'Delete' checkbox, it is because it has been subdivided. You must delete all subdivisions for that carrier type before you can delete it.

* Denotes a required field

Available Non-SmartWay Carrier Types

Selected Non-SmartWay Carrier Types

Select a Non-SmartWay Carrier Type

Add Selected Carrier Type

Delete Carrier Type	Carrier Type	Number of Carriers *

Save Number of Carriers

Delete Selected Carrier Types

Return to Select Carriers

Help

- Select non-SmartWay type
- Enter number of carriers
- Repeat as necessary
- If you don't have any non-SmartWay, then check the Option 1 box.

SmartWay Online Shipper Tool

Select Carriers: Morgan Enterprises

Select one or more of the links below to identify and select the carriers you used to move your freight in the current reporting period. These options are not mutually exclusive. For example, you can start by selecting 'Auto Populate Carriers' to load the carriers from your approved submission from last year. You can then modify this list of carriers using one or both of the 'View and Manually Select Carriers' options, allowing you to remove and/or add carriers. You can also Export your list of selected carriers, merge in the activity data for each carrier using Excel, and then Import the updated file back into the tool.

When you are finished selecting your carriers, select the 'Enter Activity' button to proceed to the next step.

- [Auto Populate Carriers](#) - Use this option to load the carriers from your approved tool submission from last year. After you have brought in these carriers, you can send a reminder email to those SmartWay carriers who haven't submitted their data for the current year.
- [Import Carriers](#) - Use this option to import your carriers from an Excel file. You can include each carrier's activity data. If you have selected Way 4 as your participation level and plan to use Carrier Subdivision, you can include the subdivision fields in the Excel file. After you have imported your carriers, you can send a reminder email to those SmartWay carriers who haven't submitted their data for the current year.
NOTE: the format of the Excel file used in this tool is not the same format that is used in the SmartWay Excel Shipper Tool. [The new format is described in the User Guide.](#)
- [View and Manually Select SmartWay Carriers](#) - Use this option to identify and select your carriers from the current list of SmartWay partners. If you have a small number of carriers (e.g., 50 or less), this option might be your preferred approach. If you used the Auto Populate function, you can use this option to add and remove SmartWay carriers.
- [View and Manually Select Non-SmartWay Carrier Modes/Categories](#) - Use this option to select your Non-SmartWay carriers (e.g., Non-SmartWay Truckload/Dry Van, Non-SmartWay Logistics). If you used the Auto Populate function, you can use this option to add and remove Non-SmartWay carriers. If you do not use any Non-SmartWay Carriers you must still select this option to confirm that you do not use Non-SmartWay carriers.
- [Carrier Subdivision](#) - Use this option to subdivide your freight activity based on shipment borders (domestic or international), shipment movement (inbound, outbound, internal), discrete business units, and/or other criteria.
- [Export Carriers](#) - Use this option to export your current list of carriers or the entire set of SmartWay Carriers and Non-SmartWay Carrier Modes/Categories into an Excel file. You can then modify the file to edit your carrier list, activity data, and (if applicable) subdivision information for importing back into the tool.
- [Identify Your In House Carrier Fleets](#) - Use this option to identify the SmartWay Carriers that your company controlled and operated during the current reporting year.

[Return to Home Page](#)[Enter Activity](#)[Help](#)

Non-SmartWay
Carriers (Manual)



Carrier Subdivision



Export Carriers



In-House Fleets

Carrier Subdivision (Way 4 Only)



Carrier Subdivision: Shipper Company 1

Transport Partnership

This screen allows you to subdivide your carriers' activity by various designations. For example, you may subdivide a carrier's activity by its inbound and outbound routes. Making a single designation for a carrier (e.g., defining all activity as outbound) does not constitute a "subdivision". You may subdivide each of your carriers a maximum of 20 times.

Your SmartWay Carriers and Non-SmartWay Carrier Types are listed in the table below. The Subdivision Status is either 'Not Done' or 'Done: #', where the # is the number of subdivisions done to that carrier. To view, add, modify, or remove a subdivision for a carrier or carrier type, select the radio button in the first column then select the Subdivide button.

Carrier Subdivision

Show 10 entries

Select Carrier	Subdivision Status	Carrier Name	Mode - SmartWay Category	SCAC	MCN	DOT	NSC
	All	Filter	All	Filter	Filter	Filter	Filter
<input type="checkbox"/>	Not Done	Carrier 1000005746	Truck - TL/Dry Van	LSXA	311755	667837	R-505372-3
<input type="checkbox"/>	Not Done	Carrier 1000005762	Truck - TL/Dry Van	TGYQ	825807	2401083	
<input type="checkbox"/>	Not Done	Carrier 1000005777	Truck - LTL/Dry Van	MNME			104-372-613
<input type="checkbox"/>	Not Done	Carrier 1000005788	Truck - TL/Dry Van	FHTP	242196	323508	104001389
<input type="checkbox"/>	Not Done	Carrier 1000005799	Truck - Mixed	KIDY	275741	182709	5K0010105
<input type="checkbox"/>	Not Done	Carrier 1000005919	Truck - Mixed	PNRD	679484	1885366	183855021
<input type="checkbox"/>	Not Done	Carrier 1000005929	Truck - TL/Dry Van	ACOD	511939	1321586	201390040
<input type="checkbox"/>	Not Done	Carrier 1000005935	Truck - TL/Dry Van	KHAL	358483	800923	200908457
<input type="checkbox"/>	Not Done	Carrier 1000005946	Truck - Mixed	GHLG	489240	1273075	R-040528-3
<input type="checkbox"/>	Not Done	Carrier 1000005959	Truck - TL/Dry Van	TFIT	214913	373582	564636-0

Showing 1 to 10 of 205 entries

Previous 1 2 3 4 5 ... 21 Next

Subdivide

Return to Home Page

Return to Select Carriers

Help



Carrier Subdivision allows you to enter two (or more) lines of data per carrier



You may want to track inbound and outbound separately.

Carrier Subdivision (Way 4 Only)



SmartWay Online Shipper Tool

Carrier Subdivision: Shipper Company 1

Enter the subdivision information below. The default number of subdivisions is two. If you would like to make additional subdivisions for this carrier, enter the number of additional subdivisions in the text box below and select the 'Add Additional Rows' button.

If you subdivide a Non-SmartWay Carrier Mode/Category, return to the 'View and Manually Select Non-SmartWay Carrier Modes/Categories' page to enter how many carriers the subdivision represents.

To delete a subdivision row, check the 'Delete Row' box. When you select the 'Save and Continue' button, it will be deleted. The first subdivision row cannot be deleted, but it can be blanked out.

When you are finished entering the subdivision information for this carrier, select the 'Save and Continue' button. You can cancel the changes made on this screen and return to the main Carrier Subdivision screen by selecting the Cancel Subdivision button. You can remove all subdivisions for the current carrier by selecting the Remove Subdivision button.

Subdivide: Carrier 56447

Delete Row	Business Unit	ID Code	Shipment Movement	Shipment Borders	Internal Shipper Segment
<input type="checkbox"/>	<input type="text"/>	<input type="text"/>	Inbound	<input type="text"/>	<input type="text"/>
<input type="checkbox"/>	<input type="text"/>	<input type="text"/>	Outbound	<input type="text"/>	<input type="text"/>

Number of additional subdivisions:

Divide by:

- Business unit
- ID Code
- Inbound/outbound/internal
- Domestic/international
- Internal designation (custom)

SmartWay Online Shipper Tool

Select Carriers: Morgan Enterprises

Select one or more of the links below to identify and select the carriers you used to move your freight in the current reporting period. These options are not mutually exclusive. For example, you can start by selecting 'Auto Populate Carriers' to load the carriers from your approved submission from last year. You can then modify this list of carriers using one or both of the 'View and Manually Select Carriers' options, allowing you to remove and/or add carriers. You can also Export your list of selected carriers, merge in the activity data for each carrier using Excel, and then Import the updated file back into the tool.

When you are finished selecting your carriers, select the 'Enter Activity' button to proceed to the next step.

- [Auto Populate Carriers](#) - Use this option to load the carriers from your approved tool submission from last year. After you have brought in these carriers, you can send a reminder email to those SmartWay carriers who haven't submitted their data for the current year.
- [Import Carriers](#) - Use this option to import your carriers from an Excel file. You can include each carrier's activity data. If you have selected Way 4 as your participation level and plan to use Carrier Subdivision, you can include the subdivision fields in the Excel file. After you have imported your carriers, you can send a reminder email to those SmartWay carriers who haven't submitted their data for the current year.
NOTE: the format of the Excel file used in this tool is not the same format that is used in the SmartWay Excel Shipper Tool. [The new format is described in the User Guide.](#)
- [View and Manually Select SmartWay Carriers](#) - Use this option to identify and select your carriers from the current list of SmartWay partners. If you have a small number of carriers (e.g., 50 or less), this option might be your preferred approach. If you used the Auto Populate function, you can use this option to add and remove SmartWay carriers.
- [View and Manually Select Non-SmartWay Carrier Modes/Categories](#) - Use this option to select your Non-SmartWay carriers (e.g., Non-SmartWay Truckload/Dry Van, Non-SmartWay Logistics). If you used the Auto Populate function, you can use this option to add and remove Non-SmartWay carriers. If you do not use any Non-SmartWay Carriers you must still select this option to confirm that you do not use Non-SmartWay carriers.
- [Carrier Subdivision](#) - Use this option to subdivide your freight activity based on shipment borders (domestic or international), shipment movement (inbound, outbound, internal), discrete business units, and/or other criteria.
- [Export Carriers](#) - Use this option to export your current list of carriers or the entire set of SmartWay Carriers and Non-SmartWay Carrier Modes/Categories into an Excel file. You can then modify the file to edit your carrier list, activity data, and (if applicable) subdivision information for importing back into the tool.
- [Identify Your In House Carrier Fleets](#) - Use this option to identify the SmartWay Carriers that your company controlled and operated during the current reporting year.

[Return to Home Page](#)[Enter Activity](#)[Help](#)

Non-SmartWay
Carriers (Manual)
(Way 2, 3, 4)



Carrier Subdivision
(Way 4)




**Export Carriers (Way
3, 4)**



In-House Fleets (Way
3, 4)

Export Carriers (Way 3 and 4)

SmartWay Online Shipper Tool






Export: Morgan Enterprises

Select one of the following options to export carrier information to an Excel file for additional processing. Using Excel, you can enter or change activity data or merge the exported carrier information with data from your in-house shipping applications.

1. Select the 'Export Selected Carriers' button to export an Excel file containing the list of carriers you selected using the other online tool functions (Auto Populate, Import, and Manual Selection). You may then manipulate the file offline and import the updated file back into this tool.
2. Select the 'Export All SmartWay and Non-SmartWay Carriers' button to create and save an Excel file with a complete list of all current SmartWay Carriers and Non-SmartWay Carrier Modes/Categories. You may then manipulate the file offline, delete carriers you do not use and enter activity data for your carriers. Once complete you may import the updated file back into this tool.

[Export Your Selected Carriers](#) [Export All SmartWay and Non-SmartWay Carriers](#)

[Return to Home Page](#) [Return to Select Carriers](#) [Help](#)

-  Export is useful to generate a ready-made import file
-  Select specific carriers and export
-  Export all, and delete in Excel file

SmartWay Online Shipper Tool

Select Carriers: Morgan Enterprises

Select one or more of the links below to identify and select the carriers you used to move your freight in the current reporting period. These options are not mutually exclusive. For example, you can start by selecting 'Auto Populate Carriers' to load the carriers from your approved submission from last year. You can then modify this list of carriers using one or both of the 'View and Manually Select Carriers' options, allowing you to remove and/or add carriers. You can also Export your list of selected carriers, merge in the activity data for each carrier using Excel, and then Import the updated file back into the tool.

When you are finished selecting your carriers, select the 'Enter Activity' button to proceed to the next step.

- [Auto Populate Carriers](#) - Use this option to load the carriers from your approved tool submission from last year. After you have brought in these carriers, you can send a reminder email to those SmartWay carriers who haven't submitted their data for the current year.
- [Import Carriers](#) - Use this option to import your carriers from an Excel file. You can include each carrier's activity data. If you have selected Way 4 as your participation level and plan to use Carrier Subdivision, you can include the subdivision fields in the Excel file. After you have imported your carriers, you can send a reminder email to those SmartWay carriers who haven't submitted their data for the current year.
NOTE: the format of the Excel file used in this tool is not the same format that is used in the SmartWay Excel Shipper Tool. [The new format is described in the User Guide.](#)
- [View and Manually Select SmartWay Carriers](#) - Use this option to identify and select your carriers from the current list of SmartWay partners. If you have a small number of carriers (e.g., 50 or less), this option might be your preferred approach. If you used the Auto Populate function, you can use this option to add and remove SmartWay carriers.
- [View and Manually Select Non-SmartWay Carrier Modes/Categories](#) - Use this option to select your Non-SmartWay carriers (e.g., Non-SmartWay Truckload/Dry Van, Non-SmartWay Logistics). If you used the Auto Populate function, you can use this option to add and remove Non-SmartWay carriers. If you do not use any Non-SmartWay Carriers you must still select this option to confirm that you do not use Non-SmartWay carriers.
- [Carrier Subdivision](#) - Use this option to subdivide your freight activity based on shipment borders (domestic or international), shipment movement (inbound, outbound, internal), discrete business units, and/or other criteria.
- [Export Carriers](#) - Use this option to export your current list of carriers or the entire set of SmartWay Carriers and Non-SmartWay Carrier Modes/Categories into an Excel file. You can then modify the file to edit your carrier list, activity data, and (if applicable) subdivision information for importing back into the tool.
- [Identify Your In House Carrier Fleets](#) - Use this option to identify the SmartWay Carriers that your company controlled and operated during the current reporting year.

[Return to Home Page](#)[Enter Activity](#)[Help](#)

Non-SmartWay
Carriers (Manual)
(Way 2, 3, 4)



Carrier Subdivision
(Way 4)



Export Carriers (Way
3, 4)



**In-House Fleets
(Way 3, 4)**

In House Fleets

SmartWay Online Shipper Tool

Identify Your In House Carrier Fleets: Morgan Enterprises

Did your company own or operate separate carriers that are also SmartWay carriers during the current reporting year? If so, please locate those carriers in the list below and select the 'My Own Carrier' checkbox. When you are done, select the 'Update' button to proceed.

Your SmartWay Carriers (6)

Your SmartWay Carriers (6)						
My Own Carrier	Carrier Name	Mode - SmartWay Category	SCAC ?	MCN ?	DOT ?	NSC ?
<input type="checkbox"/>	Allied Brothers Intermodal, Inc.	Truck - Dray	ABIN	476682	1200238	
<input type="checkbox"/>	J.B. Hunt Transport, Inc.: Final Mile Division	Truck - TL/Dry Van	HBJT	135797	80806	
<input type="checkbox"/>	Schneider. Schneider Truckload Division	Truck - TL/Dry Van	SCNN	264184	0264184	
<input type="checkbox"/>	Swift Transportation Co. of Arizona, LLC: Flatbed	Truck - Flatbed	SWFT	136818	54283	
<input type="checkbox"/>	Swift Transportation Co. of Arizona, LLC: Vans	Truck - TL/Dry Van	SWFT	136818	54283	
<input type="checkbox"/>	Yellow Corporation: YRC Freight	Multimodal - Surface	RDWY	071821	71821	

[Update](#)[Return to Home Page](#)[Return to Select Carriers](#)[Help](#)

Select your internal use only fleets to properly characterize your Scope 1 and 3 emissions in reports

Activity Data

SmartWay Online Shipper Tool

Activity Data: Morgan Enterprises

The SmartWay Carriers and Non-SmartWay Carrier Types you selected are shown below. You may filter your list by using the 'Filter Method' dropdown list and 'Submit' button on the right side of the screen. The possible Statuses are

- **INCOMPLETE:** Carriers that do not have all of their activity data entered. Use the **'EDIT'** link on the right side of the row to finish entering the carrier's activity data. Carriers with a Status of 'Incomplete' must be updated in order to continue.
- **ENTERED:** Carriers that have all of their activity data entered. No action is needed for these rows but you can use the **'EDIT'** link to modify the activity data if needed.

You may only edit one row at a time. After you have finished editing a carrier row, select the 'Submit' button for that row to save your changes. If you start to edit a carrier row and change your mind, use the 'Cancel' button to exit the edit mode and restore the carrier's previous activity data.

* Denotes a required field

Filter Method

Show all carriers

Submit

Morgan Enterprises: Carriers

Show 10 entries

Carrier Name	Carrier Subdivision	Mode - SmartWay Category	Available Activity Data	Ton-Miles *	Total Miles *	Average Payload *	Status	Actions
ABF Freight, an ArcBest company		Multimodal - Surface	Ton-Miles & Total Miles				Incomplete	EDIT
Allied Brothers Intermodal, Inc.	North America; Inbound;	Truck - Dray	Ton-Miles & Avg Payload	1,000,001	55,556	18	Entered	EDIT
Allied Brothers Intermodal, Inc.	South America; Outbound;	Truck - Dray	Ton-Miles & Total Miles	2,000,004	100,001	20	Entered	EDIT
Continental Express, Inc.		Truck - Refrigerated	Ton-Miles & Total Miles				Incomplete	EDIT
Contract Freighters, Inc. d/b/a CFI		Truck - TL/Dry Van	Ton-Miles & Total Miles				Incomplete	EDIT
Coyote Logistics, LLC		Logistics - General	Ton-Miles & Total Miles				Incomplete	EDIT



Choose your entry methods: miles, ton-miles, avg. payload permutations



Filter by All, Incomplete or Entered



Show 10, 25, 50 or 100 rows



Multiple Screens by # or Next – Previous navigation

Previous

1

2

3

4

Next

SmartWay Online Shipper Tool

Activity Data: Morgan Enterprises

The SmartWay Carriers and Non-SmartWay Carrier Types you selected are shown below. You may filter your list by using the 'Filter Method' dropdown list and 'Submit' button on the right side of the screen. The possible Statuses are

- **INCOMPLETE:** Carriers that do not have all of their activity data entered. Use the **'EDIT'** link on the right side of the row to finish entering the carrier's activity data. Carriers with a Status of 'Incomplete' must be updated in order to continue.
- **ENTERED:** Carriers that have all of their activity data entered. No action is needed for these rows but you can use the **'EDIT'** link to modify the activity data if needed.

You may only edit one row at a time. After you have finished editing a carrier row, select the 'Submit' button for that row to save your changes. If you start to edit a carrier row and change your mind, use the 'Cancel' button to exit the edit mode and restore the carrier's previous activity data.

* Denotes a required field

Filter Method

Show all carriers

Submit

Morgan Enterprises: Carriers

Show 10 entries

Carrier Name *	Carrier Subdivision	Mode - SmartWay Category	Available Activity Data *	Ton-Miles *	Total Miles *	Average Payload *	Status	Actions
Allied Brothers Intermodal, Inc.	North America, Inbound.	Truck - Dry	Ton-Miles & Avg Payload	1,000,001	55,556	18	Entered	EDIT
Allied Brothers Intermodal, Inc.	South America, Outbound.	Truck - Dry	Ton-Miles & Total Miles	2,000,004	100,001	20	Entered	EDIT
J.B. Hunt Transport, Inc.: Final Mile Division		Truck - TL/Dry Van	Ton-Miles & Total Miles	2,000,000	100,002	20	Entered	EDIT
non-SmartWay Logistics Carrier		Logistics - General	Ton-Miles & Total Miles	3,000,005	150,545	19.93	Entered	EDIT
non-SmartWay Multimodal Carrier		Multimodal - General	Ton-Miles & Total Miles	4,100,548	201,548	20.35	Entered	EDIT
non-SmartWay Truck Carrier - General		Truck - non-SmartWay Truck Carrier - General	Only Total Miles	3,211,801	250,004	12.847	Entered	EDIT
Schneider Truckload Division		Truck - TL/Dry Van	Ton-Miles & Total Miles	8,101,008	404,258	20.04	Entered	EDIT
Swift Transportation Co. of Arizona, LLC, Flatbed		Truck - Flatbed	Ton-Miles & Total Miles	1,000,001	55,556	18	Entered	EDIT
Swift Transportation Co. of Arizona, LLC, Vans		Truck - TL/Dry Van	Ton-Miles & Total Miles	1,000,008	45,999	21.74	Entered	EDIT
Yellow Corporation: YRC Freight		Multimodal - Surface	Ton-Miles & Total Miles	1,000,001	55,556	18	Entered	EDIT

Showing 1 to 10 of 10 entries

Previous 1 Next

Return to Home Page

Return to Select Carriers

Validate

Help



Use the edit button to enter data on each line

Available Activity Data will become active for that row

Select input method

Input appropriate data

- Ton-miles, miles, avg payload

Click Save, move onto the next row

Validate your data when you are done

Actions

Save
 Cancel

Validate Data



SmartWay Online Shipper Tool

Data Quality: Morgan Enterprises

To help partners submit the best information possible, the Data Quality checks displayed below identify **possible** issues in your data. **Review each Data Quality check by clicking on the gray bar.** Review each section carefully. If necessary, return to the Activity Data screen and revise your data. Otherwise you can enter an explanation where needed and/or check the **"My data is correct"** box at the bottom of the section to proceed.

* Denotes a required field

Rounded Activity Data - this needs to be addressed

[Data Quality Check Criteria](#)

Duplicate Carrier Activity Data - this needs to be addressed

[Data Quality Check Criteria](#)

Low Non-SmartWay Miles - Congratulations, no issues found

[Data Quality Check Criteria](#)

Unexpected % SmartWay Values - this needs to be addressed

[Data Quality Check Criteria](#)

Out of Range and Overreported Alerts - this needs to be addressed

[Return to Home Page](#)

[Return to Activity Data](#)

[Save](#)

[Save and Continue](#)



New Data Quality self-check section



Click to expand each section



Correct any errors, validate correct, or provide explanations



Criteria explanations

Rounded Activity Data - this needs to be addressed

[Data Quality Check Criteria](#)

SmartWay requires submittal of precise, accurate activity information to ensure Program data is of the highest quality. Please check the data entries ending in "000" to make sure you are submitting the most precise, accurate data available. If this data is correct, check the **"My data is correct"** box at the bottom of the section to proceed.

Show 10 entries

Carrier Name *	Mode - SmartWay Category	Available Activity Data	Ton-Miles	Total Miles
J.B. Hunt Transport, Inc.: Final Mile Division	Truck TL/Dry Van	Ton-Miles & Total Miles	2,000,000	100,002

Showing 1 to 1 of 1 entries

Previous 1 Next

☐ My data is correct. *

Validate Data



SmartWay Online Shipper Tool

Data Quality: Morgan Enterprises



To help partners submit the best information possible, the Data Quality checks displayed below identify **possible** issues in your data. **Review each Data Quality check by clicking on the gray bar.** Review each section carefully. If necessary, return to the Activity Data screen and revise your data. Otherwise you can enter an explanation where needed and/or check the **"My data is correct"** box at the bottom of the section to proceed.

* Denotes a required field

Rounded Activity Data - this needs to be addressed

Duplicate Carrier Activity Data - this needs to be addressed

Low Non-SmartWay Miles - Congratulations, no issues found

Unexpected % SmartWay Values - this needs to be addressed

Out of Range and Overreported Alerts - this needs to be addressed

[Return to Home Page](#)

[Return to Activity Data](#)

[Save](#)



Out of Range Alerts- Edit or provide explanation

Out of Range and Overreported Alerts - this needs to be addressed

Can be edited in this screen!

[Data Quality Check Criteria](#)

Payload Out of Range Alert: 'Yellow' and 'Red' entries in the Payload Out of Range Alert column indicate the payload is outside the expected range. Select the EDIT link to adjust your payload values, if needed, otherwise you can enter explanations in the "Out of Range Explanation(s)" box below. Red entries require an explanation, while explanations for yellow entries are optional.

Overreported Alert: 'Red' entries in the Overreported Alert column indicate the Total Miles or Ton-Miles you reported for those carriers is greater than expected based on the activity reported by the carriers in their latest submission. This could be an error on your part, OR the carriers may not have reported all of their activity. Please make sure you selected the correct carrier fleet (some carriers report multiple fleets), and the activity level attributed to each carrier is accurate.

Show 10 entries

Carrier Name	Carrier Subdivision	Mode - SmartWay Category	Available Activity Data	Ton-Miles	Total Miles	Average Payload	Payload Out of Range Alert	Overreported Alert	Corrections
J.B. Hunt Transport, Inc. - Intermodal Division		Logistics - General	Ton-Miles & Total Miles	300,000,045	10,000,001	30.0000	Red		EDIT
Old Dominion Freight Line, Inc.		Truck - LTL/Dry Van	Ton-Miles & Total Miles	145,111,111	7,777,777	18.6600	Red		EDIT
Pitt Ohio		Truck - LTL/Dry Van	Ton-Miles & Avg Payload	4,578,787	203,501	22.5000	Red		EDIT
UPS Small Package		Truck - Package Delivery	Ton-Miles & Avg Payload	33,333,333	11,111,111	3.0000	Red		EDIT

Showing 1 to 4 of 4 entries

Previous 1 Next

• Payload Out of Range Alert(s):

Out of Range Explanation(s) *

Or, be explained here

Validate Data

Out of Range and Overreported Alerts - this needs to be addressed

[Data Quality Check Criteria](#)

Payload Out of Range Alert: 'Yellow' and 'Red' entries in the Payload Out of Range Alert column indicate the average payload for a carrier is outside the expected range for typical carriers of the same Mode/SmartWay Category. 'Red' indicates payloads are far outside the expected range, while 'Yellow' indicates payloads are somewhat outside the expected range. Select the EDIT link to adjust your payload values if needed, otherwise you can enter explanations in the "Out of Range Explanation(s)" box below. Red entries require an explanation, while explanations for yellow entries are optional.

Overreported Alert: 'Red' entries in the Overreported Alert column indicate the Total Miles or Ton-Miles you reported for those carriers is greater than expected based on the activity reported by the carriers in their latest submission. This could be an error on your part, OR the carriers may not have reported all of their activity. Please make sure you selected the correct carrier fleet (some carriers report multiple fleets), and the activity level attributed to each carrier is accurate.

Show entries

Carrier Name	Carrier Subdivision	Mode - SmartWay Category	Available Activity Data	Ton-Miles	Total Miles	Average Payload	Payload Out of Range Alert	Overreported Alert	Corrections
Swift Transportation Co. of Arizona, LLC: Vans		Truck - TL/Dry Van	Ton-Miles & Total Miles	1,000,008	45,999	21.74	Yellow		EDIT

Showing 1 to 1 of 1 entries

Previous Next

• Payload Out of Range Alert(s):

Out of Range Explanation(s)



Out of Range Report



Not necessarily wrong- but "unusual" based on other collected SmartWay data (distribution curves)



Yellow Alerts- somewhat unusual



Red Alerts-very unusual

Validate Data

SmartWay Online Shipper Tool

Data Quality: Morgan Enterprises

To help partners submit the best information possible, the Data Quality checks displayed below identify **possible** issues in your data. **Review each Data Quality check by clicking on the gray bar.** Review each section carefully. If necessary, return to the Activity Data screen and revise your data. Otherwise you can enter an explanation where needed and/or check the "My data is correct" box at the bottom of the section to proceed.

* Denotes a required field

Rounded Activity Data - this has been addressed

[Data Quality Check Criteria](#)

Duplicate Carrier Activity Data - this has been addressed

[Data Quality Check Criteria](#)

Low Non-SmartWay Miles - Congratulations, no issues found

[Data Quality Check Criteria](#)

Unexpected % SmartWay Values - this has been addressed

[Data Quality Check Criteria](#)

Out of Range and Overreported Alerts - this has been addressed

[Data Quality Check Criteria](#)

[Return to Home Page](#)

[Return to Activity Data](#)

[Save](#)

[Save and Continue](#)

[Help](#)



See your validation status by validation type



No issues found



OK to proceed

Review Reports

SmartWay Online Shipper Tool

Reports



Select a report by clicking on it's name.

- To PRINT a report: Right click with your mouse and select PRINT, then choose where to save the file: save as a pdf file or select your local printer.
- TO COPY a table in a Report to a spreadsheet: Using your mouse, highlight the report table, right click your mouse, select COPY, open Excel and Paste into an Excel table cell.

In order to complete your tool, you must view each report.

- [Company Report](#) (Please view this report.)
- [Carrier Activity Report](#) (Please view this report.)
- [Out of Range and Overreported Alerts](#) (Please view this report.)
- [Emissions By Carrier Report](#) (Please view this report.)
- [Emissions By Mode Report](#) (Please view this report.)
- [Public Disclosure Report](#) (Please view this report.)
- [Carrier Subdivision Report](#) (Please view this report.)

[Return to Home Page](#)

[Help](#)



Required to proceed



Why?

- You spent the time to collect and input the data, so you might as well look at it and gain insight.
- Quality Control check-look at your data to spot anything amiss

Review Reports: Company Report



SmartWay Online Shipper Tool

Company Report: Targaryn Industries

Report created on: October 12, 2022
Data Year: 2021



Emissions:

CO2			NOx			PM10			PM2.5			Black Carbon		
g/mile	g/ton-mile	Emissions (Tons)	g/mile	g/ton-mile	Emissions (Tons)	g/mile	g/ton-mile	Emissions (Tons)	g/mile	g/ton-mile	Emissions (Tons)	g/mile	g/ton-mile	Emissions (Tons)
1,474	60.171	140,148	6.567	0.268	624.266	0.12576	0.00513	11.95444	0.12193	0.00498	11.59069	0.07663	0.00313	7.28400

% SmartWay:

Mode/Total	% SmartWay	Adjusted % SmartWay	Number of SmartWay Carriers	Number of Non-SmartWay Carriers	SmartWay Ton-Miles	Non-SmartWay Ton-Miles
Logistics	100.0000	72.4190	5	0	431,743,494	0
Rail	100.0000	100.0000	2	0	1,100,000,000	0
Truck	77.3450	77.3450	8	3	449,577,954	131,684,961
Total	93.7680	88.1320	15	3	1,981,321,448	131,684,961

NAICS:

NAICS

21110

Review Reports: Carrier Activity



SmartWay Online Shipper Tool

Carrier Activity Report: Targaryn Industries

Report created on: October 12, 2022
Data Year: 2021



Carrier Name	Carrier Subdivision	Mode - SmartWay Category	Available Activity Data	Ton-Miles	Total Miles	Average Payload (Tons)	% SmartWay
Acme Transport Ltd	Subdivision A; 1; Inbound; Domestic;	Truck - TL/Dry Van	Only Total Miles	14,406,000	1,000,000	14.41	0.6820
Acme Transport Ltd	Subdivision B; 2; Outbound; Domestic;	Truck - TL/Dry Van	Only Total Miles	28,812,000	2,000,000	14.41	1.3640
BNSF Railway Company		Rail - General	Ton-Miles & Avg Payload	500,000,000	10,000,000	50.00	23.6630
C. H. Robinson Worldwide, Inc.: CHRW		Logistics - General	Ton-Miles & Avg Payload	35,000,001	1,666,666	21.00	1.6560
CSX Transportation		Rail - General	Ton-Miles & Avg Payload	600,000,000	10,000,000	60.00	28.3960
England Logistics, Inc.		Logistics - General	Ton-Miles & Avg Payload	50,000,005	2,272,727	22.00	2.3660
FedEx Express		Truck - Package Delivery	Ton-Miles & Avg Payload	1,212,154	4,848,616	0.25	0.0570
J.B. Hunt Transport, Inc.: Intermodal Division		Logistics - General	Ton-Miles & Total Miles	300,000,045	10,000,001	30.00	14.1980
J.B. Hunt Transport, Inc.: Truckload Division		Truck - TL/Dry Van	Ton-Miles & Total Miles	200,000,022	11,212,121	17.84	9.4650
Landstar System, Inc.: Van		Logistics - General	Ton-Miles & Avg Payload	45,454,555	2,525,253	18.00	2.1510
Old Dominion Freight Line, Inc.		Truck - LTL/Dry Van	Ton-Miles & Total Miles	145,111,111	13,999,999	10.37	6.8680
Pitt Ohio		Truck - LTL/Dry Van	Ton-Miles & Avg Payload	4,578,787	203,501	22.50	0.2170
Schneider: Schneider Truckload Division		Truck - TL/Dry Van	Ton-Miles & Avg Payload	12,124,548	757,784	16.00	0.5740
UPS Small Package		Truck - Package Delivery	Ton-Miles & Avg Payload	33,333,333	42,735,042	0.78	1.5780
Werner Enterprises: Van One-Way		Truck - TL/Dry Van	Ton-Miles & Avg Payload	9,999,999	502,512	19.90	0.4730
Yellow Corporation: YRC Freight		Logistics - General	Ton-Miles & Avg Payload	1,288,888	107,407	12.00	0.0610
non-SmartWay Truck Carrier - General		Truck - non-SmartWay Truck Carrier - General	Only Total Miles	131,684,961	10,250,250	12.85	

Note: Barge carriers report in terms of barge nautical-miles; rail carriers report in railcar-miles; and air carriers report in air-miles.

Review Reports: Out of Range



SmartWay Online Shipper Tool

Out of Range and Overreported Alerts: Targaryn Industries

Report created on: October 12, 2022
Data Year: 2021



Carrier Name	Carrier Subdivision	Mode - SmartWay Category	Available Activity Data	Ton-Miles	Total Miles	Average Payload	Payload Out of Range Alert	Overreported Alert
J.B. Hunt Transport, Inc., Intermodal Division		Logistics - General	Ton-Miles & Total Miles	300,000,045	10,000,001	30.00	Red	
Old Dominion Freight Line, Inc.		Truck - LTL/Dry Van	Ton-Miles & Total Miles	145,111,111	13,999,999	10.37	Yellow	
Pitt Ohio		Truck - LTL/Dry Van	Ton-Miles & Avg Payload	4,578,787	203,501	22.50	Red	

Out of Range Explanation(s):

Intermodal payloads are largely on rail services. UPS payload was originally entered in error and was corrected, removing it from red alert status.

Close Report

Review Reports: Emissions by Carrier



SmartWay Online Shipper Tool

Emissions By Carrier Report: Targaryn Industries

Report created on: October 12, 2022

Data Year: 2021

Pollutant: CO2

Run Report



			CO2		
Carrier Name	Carrier Subdivision	Mode - SmartWay Category	g/mile	g/ton-mile	Emissions (Tons)
Acme Transport Ltd	Subdivision B: 2: Outbound: Domestic	Truck - TL/Dry Van	1,225	85	2,700
Acme Transport Ltd	Subdivision A: 1: Inbound: Domestic	Truck - TL/Dry Van	1,225	85	1,350
BNSF Railway Company		Rail - General	1,036	21	11,420
C. H. Robinson Worldwide, Inc.: CHRW		Logistics - General	2,153	103	3,955
CSX Transportation		Rail - General	1,243	21	13,704
England Logistics, Inc.		Logistics - General	2,145	98	5,374
FeDEX Express		Truck - Package Delivery	123	490	655
J.B. Hunt Transport, Inc.: Intermodal Division		Logistics - General	2,475	83	27,282
J.B. Hunt Transport, Inc.: Truckload Division		Truck - TL/Dry Van	1,730	97	21,385
Landstar System, Inc.: Van		Logistics - General	2,295	128	6,388
Old Dominion Freight Line, Inc.		Truck - LTL/Dry Van	954	92	14,715
Pitt Ohio		Truck - LTL/Dry Van	2,070	92	464
Schneider: Schneider Truckload Division		Truck - TL/Dry Van	1,168	73	975
UPS Small Package		Truck - Package Delivery	304	390	14,320
Werner Enterprises: Van One-Way		Truck - TL/Dry Van	1,453	73	805
Yellow Corporation: YRC Freight		Logistics - General	1,110	93	131
non-SmartWay Truck Carrier - General		Truck - non-SmartWay Truck Carrier - General	1,285	100	14,516

Review Reports: Emissions by Mode



SmartWay Online Shipper Tool

Emissions By Mode Report: Targaryn Industries

Report created on: October 12, 2022

Data Year: 2021



Carrier Mode	CO2			NOx			PM10			PM2.5			Black Carbon		
	g/mile	g/ton-mile	Emissions (Tons)	g/mile	g/ton-mile	Emissions (Tons)	g/mile	g/ton-mile	Emissions (Tons)	g/mile	g/ton-mile	Emissions (Tons)	g/mile	g/ton-mile	Emissions (Tons)
Logistics	2,361	90.626	43,130	7.417	0.285	135.494	0.06205	0.00238	1.13356	0.06205	0.00238	1.13356	0.02203	0.00085	0.40241
Rail	1,140	20.720	25,124	15.934	0.290	351.270	0.46750	0.00850	10.30651	0.45100	0.00820	9.94275	0.30533	0.00555	6.73124
Truck	1,313	112.208	71,895	2.512	0.215	137.502	0.00940	0.00080	0.51438	0.00940	0.00080	0.51438	0.00275	0.00023	0.15035
Composite Total	1,474	60.171	140,148	6.567	0.268	624.266	0.12576	0.00513	11.95444	0.12193	0.00498	11.59069	0.07663	0.00313	7.28400

Close Report

Review Reports: Public Disclosure



SmartWay Online Shipper Tool

Public Disclosure Report

Report created on: October 12, 2022

Inventory Year: 2021

Scope 3 Category	CO2 Emissions (metric tons)	Percent of emissions calculated using data from SmartWay carriers (%)
Category #4 - Upstream Transportation and Distribution	124,942	89.64%

Emissions of biogenic CO2 (metric tons):

Category #4: 2,200

Emissions of non-GHGs:

Pollutant	Amount (metric tons)
NOx	566.330
PM10	10.84500
PM2.5	10.51500
Black Carbon	6.60800

Notes:

- Scope 3 emissions for Category #4 - upstream transportation and distribution, at a minimum, includes the scope 1 and scope 2 emissions of contracted freight suppliers that occur during the use of vehicles and logistics facilities.
- For purposes of developing a corporate inventory using the SmartWay Shipper Tool, the relevant Scope 3 category only includes #4 - upstream transportation and distribution and therefore EXCLUDES Category #9 - downstream transportation and distribution as falling outside of the system boundary.
- Emissions from CH4, N2O, HFC's, PFC's, SF6 and NF3 have been deemed immaterial, comprising less than 5% of overall GHG emissions and are therefore EXCLUDED for reporting purposes.
- Biogenic CO2 emissions are derived by applying the US requirements for biomass-based diesel as coming from the EPA Renewable Fuel Standard (RFS) program final volume requirements, updated annually.



Review Reports: Carrier Subdivision



SmartWay Online Shipper Tool

Carrier Subdivision Report: Targaryn Industries

Report created on: October 12, 2022

Data Year: 2021



Shipper Company	Pollutant	Carrier Mode	Business Unit	ID Code Shipper ID Code	Shipment Movement	Shipment Borders	Internal Shipper Segment
Targaryn Industries ▼	CO2 ▼	All ▼	All ▼	All ▼	All ▼	All ▼	All ▼
Run Report							

Carrier Name	Mode - SmartWay Category	Business Unit	ID Code Shipper ID Code	Shipment Movement	Shipment Borders	Internal Shipper Segment	CO2		
							g/mile	g/mile	Emissions (Tons)
Aome Transport Ltd	Truck - TL/Dry Van	Subdivision A	1	Inbound	Domestic		1,225	85	1,350
Aome Transport Ltd	Truck - TL/Dry Van	Subdivision B	2	Outbound	Domestic		1,225	85	2,700
BNSF Railway Company	Rail - General						1,038	21	11,420
C. H. Robinson Worldwide, Inc.: CHRW	Logistics - General						2,153	103	3,955
CSX Transportation	Rail - General						1,243	21	13,704
England Logistics, Inc.	Logistics - General						2,145	98	5,374
FedEx Express	Truck - Package Delivery						123	490	655
J.B. Hunt Transport, Inc.: Intermodal Division	Logistics - General						2,475	83	27,282
J.B. Hunt Transport, Inc.: Truckload Division	Truck - TL/Dry Van						1,730	97	21,385
Landstar System, Inc.: Van	Logistics - General						2,295	128	6,388
Old Dominion Freight Line, Inc.	Truck - LTL/Dry Van						954	92	14,718
Pile Ohio	Truck - LTL/Dry Van						2,070	92	494
Schneider: Schneider Truckload Division	Truck - TL/Dry Van						1,168	73	978
UPS Small Package	Truck - Package Delivery						304	390	14,330
Werner Enterprises: Van One-Way	Truck - TL/Dry Van						1,453	73	805
Yellow Corporation: YRC Freight	Logistics - General						1,110	93	131
non-SmartWay Truck Carrier - General	Truck - non-SmartWay Truck Carrier - General						1,285	100	14,518

Year-to-Year Reports



SmartWay Online Shipper Tool

Compare this year's information with last year's submission



In order to run a comparison report, you must have submitted a completed Truck Tool last year that was approved by your Partner Account Manager.

If you defined multiple shipper companies for either your current or previous submission, select which shipper companies you wish to compare. Then select the 'Run Report' button to view the results.

Data Year	Shipper Company
2020	Morgan Enterprises ▼
2019	Morgan Enterprises ▼

Run Report

Return to Home Page

Help



Required to proceed.

- See year-to-year changes/improvements
- Quality Control
- % Changes identified
- Big changes are flagged & require explanations

Submission



SmartWay Online Shipper Tool

Home



Please complete the following steps in order. Check boxes on the left indicate successful completion of each step. For more information, select the 'Help' button, or select the "Back" button to return to the prior page.

- ☒ Step 1: [Select Your Participation Level](#)
- ☒ Step 2: [Partnership Agreement](#)
- ☒ Step 3: [Enter Company & Contact Information](#)
- ☒ Step 4: [Characterize Your Shipper Company\(ies\)](#)
- ☒ Step 5: Enter Information for your Shipper Company(ies) (select company name to add information)
 - ☒ [Targaryn Industries](#)
- ☒ Step 6: [Review Your Information \(reports\)](#)
- ☒ Step 7: [Compare this year's information with last year's submission](#)
- ☐ Step 8: [Submit Your Information to EPA](#)

[Back](#)[Close the Tool](#)[Help](#)

Submission



SmartWay Online Shipper Tool

Submit Your Information to EPA



By checking the box below, I declare that the information submitted via this Tool is, to the best of my knowledge, accurate. I understand that any person who, in the course of negotiating or performing under this Agreement, makes, presents or submits a false or misleading statement to the government, or any person who makes a material omission in the course of negotiating or performing under this Agreement, may be subject to liability under all applicable civil statutes.

☒ I understand and agree to the terms of this agreement.

[Return to Home Page](#)[Submit](#)[Help](#)

Submit Online



Log back in at any time to view reports



Starting with this year, annual reports will be archived and available online

Demonstration of the Actual Tool

Demonstration of the Actual Tool Concluded

Registration Documents



- SmartWay Registration Docs are for partners to display in their lobby, not as proof or participation
- To determine if a partner is up to date (has submitted) their SmartWay information
 - They will appear in the Shipper Tool
 - They will appear in the Carrier Data File @ <https://www.epa.gov/smartway/smartway-carrier-performance-ranking>

THANK YOU for being a SmartWay Partner!

Please contact your Partner Account Manager (PAM) with any additional questions

Please send any general feedback or suggestions on the tool to:

herzog.erik@epa.gov

Contact your PAM with any Questions as you fill out your tool.

